



TEXAS

HEAD OF FAMILY		AGE		BIRTH PLACE		SEX	SHEET
Tom Gray		37		Texas		M	1
OTHER MEMBERS OF FAMILY							
NAME	RELATION	AGE	BIRTH PLACE				
John Gray	Wife	35	Texas				
William Gray	Son	12	Texas				
Elizabeth Gray	Daughter	10	Texas				
Robert Gray	Son	8	Texas				

FORM 10 636
 1910 CENSUS INDEX - FAMILY

U S DEPARTMENT OF COMMERCE
 BUREAU OF THE CENSUS

TEXAS

COLOR COUNTY	HEAD OF FAMILY <i>W. H. [unclear]</i>	AGE <i>31</i>	BIRTHPLACE <i>[unclear]</i>	E. D. <i>3</i>	SHEET <i>321</i>
	CITY <i>[unclear]</i>	STATE <i>[unclear]</i>	VOL. <i>15</i>		
CHILD MEMBERS OF FAMILY					
NAME		RELATION	AGE	BIRTHPLACE	
<i>[unclear]</i>		<i>[unclear]</i>	<i>[unclear]</i>	<i>[unclear]</i>	
<i>[unclear]</i>		<i>[unclear]</i>	<i>[unclear]</i>	<i>[unclear]</i>	
<i>[unclear]</i>		<i>[unclear]</i>	<i>[unclear]</i>	<i>[unclear]</i>	
<i>[unclear]</i>		<i>[unclear]</i>	<i>[unclear]</i>	<i>[unclear]</i>	
<i>[unclear]</i>		<i>[unclear]</i>	<i>[unclear]</i>	<i>[unclear]</i>	

 FORM 10, 636
 1910 CENSUS INDEX - FAMILY

 U. S. DEPARTMENT OF COMMERCE
 BUREAU OF THE CENSUS

TEXAS

W 314	NAME OF INDIVIDUAL <i>Whitfield, Willie</i>		E.O. <i>44</i>	SHEET <i>286</i>
COLOR <i>B</i>	AGE <i>27</i>	BIRTHPLACE <i>Dallas</i>	VOL. <i>354</i>	
COUNTY <i>Dallas</i>		CITY <i>Dallas</i>		
ENUMERATED WITH <i>Hughes Mack</i>				
RELATIONSHIP TO ABOVE				
<input type="checkbox"/> SON	<input type="checkbox"/> NEPHEW	<input type="checkbox"/> STEPSON		
<input type="checkbox"/> DAUGHTER	<input type="checkbox"/> NIECE	<input type="checkbox"/> STEPDAUGHTER		
<input type="checkbox"/> BROTHER	<input type="checkbox"/> FATHER-IN-LAW	<input type="checkbox"/> COUSIN		
<input type="checkbox"/> SISTER	<input type="checkbox"/> MOTHER-IN-LAW	<input type="checkbox"/> HIRED MAN		
<input type="checkbox"/> FATHER	<input type="checkbox"/> SON-IN-LAW	<input checked="" type="checkbox"/> ROOMER		
<input type="checkbox"/> MOTHER	<input type="checkbox"/> DAUGHTER-IN-LAW	<input type="checkbox"/> SERVANT		
<input type="checkbox"/> GRANDSON	<input type="checkbox"/> BROTHER-IN-LAW	<input type="checkbox"/> OTHER (Specify)		
<input type="checkbox"/> GRANDDAUGHTER	<input type="checkbox"/> SISTER-IN-LAW			
<input type="checkbox"/> GRANDCHILD	<input type="checkbox"/> ORPHAN			

FORM 10-37.
1910 CENSUS INDEX - INDIVIDUAL

U. S. DEPARTMENT OF COMMERCE
BUREAU OF THE CENSUS

TEXAS

W314		NAME OF INDIVIDUAL Whitefield Willis		R.D. 118	SHEET 24
COLOR W	AGE 76	BIRTHPLACE		VOL. 46	
COUNTY Ellis			CITY Wrensboro		
ENUMERATED WITH Agnes L. Linn					
RELATIONSHIP TO ABOVE					
<input type="checkbox"/> SON	<input type="checkbox"/> NEPHEW	<input type="checkbox"/> STEPSON			
<input type="checkbox"/> DAUGHTER	<input type="checkbox"/> NIECE	<input type="checkbox"/> STEPDAUGHTER			
<input type="checkbox"/> BROTHER	<input type="checkbox"/> FATHER-IN-LAW	<input type="checkbox"/> COUSIN			
<input type="checkbox"/> SISTER	<input type="checkbox"/> MOTHER-IN-LAW	<input type="checkbox"/> HIRED MAN			
<input type="checkbox"/> FATHER	<input type="checkbox"/> SON-IN-LAW	<input checked="" type="checkbox"/> ROOMER			
<input type="checkbox"/> MOTHER	<input type="checkbox"/> DAUGHTER-IN-LAW	<input type="checkbox"/> SERVANT			
<input type="checkbox"/> GRANDSON	<input type="checkbox"/> BROTHER-IN-LAW	<input type="checkbox"/> OTHER (Specify)			
<input type="checkbox"/> GRANDDAUGHTER	<input type="checkbox"/> SISTER-IN-LAW				
<input type="checkbox"/> GRANDCHILD	<input type="checkbox"/> ORPHAN				

FORM 10-637

1910 CENSUS INDEX - INDIVIDUAL

U.S. DEPARTMENT OF COMMERCE
BUREAU OF THE CENSUS

TEXAS

1		HEAD OF FAMILY		E.D.	SHEET
0314		Whitfield Williams		32	8
COLOR	AGE	BIRTHPLACE		VOL.	
B	45			28	
COUNTY	Colorado		CITY		
OTHER MEMBERS OF FAMILY					
NAME		RELATIONSHIP	AGE	BIRTHPLACE	
1 Georgia		W	33		

FORM 10-636

1910 CENSUS INDEX - FAMILY

U. S. DEPARTMENT OF COMMERCE
BUREAU OF THE CENSUS

TEXAS

W 314	HEAD OF FAMILY Whitfield, Wm. U.		E.D. 133	SHEET 154
COLOR W	AGE 30	BIRTHPLACE Miss		VOL. 119
COUNTY	Sabine		CITY	
OTHER MEMBERS OF FAMILY				
NAME		RELATIONSHIP	AGE	BIRTHPLACE
Willa		W	25	
Waford H.		S	1	
Nixon, Henry		B-L	21	Miss

FORM #10 636
1910 CENSUS INDEX - FAMILY

U.S. DEPARTMENT OF COMMERCE
BUREAU OF THE CENSUS

TEXAS

HEAD OF FAMILY		R.D.	SHEET
W 314 W. Hatfield, William R.		134	501
COLOR	AGE	VOL.	
LO	50	93	
COUNTY	CITY		
LAVACA	Yoakum		
OTHER MEMBERS OF FAMILY			
NAME	RELATION- SHIP	AGE	BIRTHPLACE
Eda	W	30	
J. C.	D	17	
Minnie	D	15	
Martin	S	12	

FORM 10-636
1910 CENSUS INDEX - FAMILYU. S. DEPARTMENT OF COMMERCE
BUREAU OF THE CENSUS

TEXAS

HEAD OF FAMILY		E.D.	SHEET
W314	21 William P.	26	25
COLOR	AGE	BIRTHPLACE	VOL.
W	79	L.C.	22
COUNTY	CITY		
	Casa		
OTHER MEMBERS OF FAMILY			
NAME	RELATIONSHIP	AGE	BIRTHPLACE
Margaretta	W	62	L.C.

FORM 10-836
1910 CENSUS INDEX - FAMILYU. S. DEPARTMENT OF COMMERCE
BUREAU OF THE CENSUS

W314		HEAD OF FAMILY		TEXAS	
COLOR	W	AGE	25	BIRTHPLACE	Whitfield William
COUNTY	Erath			CITY	
		E.D.	21	SHEET	191
		VOL.	48		
OTHER MEMBERS OF FAMILY					
NAME	RELATIONSHIP	AGE	BIRTHPLACE		
Eddie m	W	26	Texas		

FORM 10-636
 1910 CENSUS INDEX - FAMILY

U.S. DEPARTMENT OF COMMERCE
 BUREAU OF THE CENSUS

TEXAS

W314	HEAD OF FAMILY		Whitfield William H	E.D.	SHEET
				131	151
COLOR	AGE	BIRTHPLACE	VOL.		
W	50	Pa	80		
COUNTY	Hunt		CITY		
OTHER MEMBERS OF FAMILY					
NAME		RELATIONSHIP	AGE	BIRTHPLACE	
1 Mantia W		w	48	Pa	
Rogland Hobart F		s d	19		
1 Forrest W		s s	18		
1 Fred M		s s	15		
1 Brother		s s	13		
Whitfield William		s	22		
1 Clyde E		d	20		

FORM 10-636A

1910 CENSUS INDEX - INDIVIDUAL

U.S. DEPARTMENT OF COMMERCE
BUREAU OF THE CENSUS

TEXAS

W314		HEAD OF FAMILY		W. Whitfield William F.		E.D.	SHEET
COLOR	AGE	BIRTHPLACE				100	278
W	60	Ala				VOL	49
COUNTY McLennan				CITY			
OTHER MEMBERS OF FAMILY							
NAME		RELATIONSHIP		AGE	BIRTHPLACE		
1 Margaret E.		W		58	Ala		
4 1 60							

FORM 10 636
1910 CENSUS INDEX - FAMILY

U.S. DEPARTMENT OF COMMERCE
BUREAU OF THE CENSUS

TEXAS

11314		HEAD OF FAMILY		E.D.	SHEET
Whitfield William A.				121	76
COLOR	AGE	BIRTHPLACE		VOL.	
W	56			140	
COUNTY		Vand Zandt		CITY	
OTHER MEMBERS OF FAMILY					
	NAME	RELATIONSHIP	AGE	BIRTHPLACE	
	Matthie E.	W	41		
	William E.	S	22		
	Ethel	D	18		
	Gettie M.	D	16		
	Opha	S	14		
	Maud	D	11		
	Bay H.D.	S	5		

FORM 10-636A

1910 CENSUS INDEX - FAMILY

U.S. DEPARTMENT OF COMMERCE
BUREAU OF THE CENSUS

TEXAS

COLOR		AGE		BIRTHPLACE		PH	SUPP
COUNTY		CITY		OTHER MEMBERS OF FAMILY			
		Upshur					
NAME		RELATION	AGE	BIRTHPLACE			
		SHIP					
[Handwritten Name]		1	30	[Handwritten Birthplace]			
[Handwritten Name]		1	12	[Handwritten Birthplace]			
[Handwritten Name]		3	5				
[Handwritten Name]		10	13				
[Handwritten Name]		11	6				
[Handwritten Name]		11	4				

FORM 10 636
1910 CENSUS INDEX - FAMILY

U.S. DEPARTMENT OF COMMERCE
BUREAU OF THE CENSUS

TEXAS

HEAD OF FAMILY			E.D.	SHEET
<i>Wm. H. ...</i>			<i>1</i>	<i>11</i>
COLOR	AGE	BIRTHPLACE	VOL.	
			<i>6</i>	
COUNTY	CITY			
	Galveston			
OTHER MEMBERS OF FAMILY				
NAME	RELATION	AGE	BIRTHPLACE	
	SHIP			

U. S. DEPARTMENT OF COMMERCE
 1910 CENSUS INDEX - FAMILY

U. S. DEPARTMENT OF COMMERCE
 BUREAU OF THE CENSUS

TEXAS

W 314	HEAD OF FAMILY		W. Whitfield Williams	E.D.	SHEET
				70	504
COLOR	AGE	BIRTHPLACE		VOL.	
W	74	Ella.		40	
COUNTY			CITY		
			Denton		
OTHER MEMBERS OF FAMILY					
NAME		RELATIONSHIP	AGE	BIRTHPLACE	
1. W. Williams		W	44	Texas	
Erskine		D	15		

FORM 10-636
1910 CENSUS INDEX - FAMILY

U. S. DEPARTMENT OF COMMERCE
BUREAU OF THE CENSUS

TEXAS

HEAD OF FAMILY		C. D.		OCCUPY	
[Handwritten Name]		[Handwritten]		[Handwritten]	
BIRTHPLACE		VOC		[Handwritten]	
COUNTY			CITY		
Washington			[Handwritten]		
OTHER MEMBERS OF FAMILY					
NAME		RELATIONSHIP	AGE	BIRTHPLACE	
[Handwritten Name]		11	72	[Handwritten]	
[Handwritten Name]		12	74	[Handwritten]	
[Handwritten Name]		13	75	[Handwritten]	
[Handwritten Name]		14	76	[Handwritten]	
[Handwritten Name]		15	77	[Handwritten]	
[Handwritten Name]		16	78	[Handwritten]	
[Handwritten Name]		17	79	[Handwritten]	
[Handwritten Name]		18	80	[Handwritten]	
[Handwritten Name]		19	81	[Handwritten]	
[Handwritten Name]		20	82	[Handwritten]	
[Handwritten Name]		21	83	[Handwritten]	
[Handwritten Name]		22	84	[Handwritten]	
[Handwritten Name]		23	85	[Handwritten]	

FORM 10 836

1910 CENSUS INDEX - FAMILY

U. S. DEPARTMENT OF COMMERCE
BUREAU OF THE CENSUS

TEXAS

W 314	HEAD OF FAMILY Whitfield Wilson		E.D. 109	SHEET 29
COLOR W	AGE 54	BIRTHPLACE N.C.	VOL. 118	
COUNTY ROBERTSON		CITY		
OTHER MEMBERS OF FAMILY				
NAME		RELATION- SHIP	AGE	BIRTHPLACE
Cornelia		w	53	Ta
Lillie		d	14	
Zoe		d	14	
Martha		d	12	

FORM 10-635

1910 CENSUS INDEX - FAMILY

U. S. DEPARTMENT OF COMMERCE
BUREAU OF THE CENSUS

TEXAS

U. 314	HEAD OF FAMILY <i>Richard Wilson</i>		E.D.	SHEET
COLOR <i>W</i>	AGE <i>43</i>	BIRTHPLACE <i>Ill</i>	VOL.	<i>119</i>
COUNTY	Rockwall	CITY Rockwall		
OTHER MEMBERS OF FAMILY				
NAME		RELATIONSHIP	AGE	BIRTHPLACE
<i>Young</i>				
<i>None</i>				

FORM 10 636
1910 CENSUS INDEX - FAMILY

U. S. DEPARTMENT OF COMMERCE
BUREAU OF THE CENSUS

TEXAS

HEAD OF FAMILY		NAME		P. O.	SHEET
AGE		BIRTHPLACE		VOL.	
COUNTY		CITY			
- OTHER MEMBERS OF FAMILY					
NAME		RELATIONSHIP	AGE	BIRTHPLACE	
Marjorie		11	27	Illa	
George		5	4	"	
Lynette		2	7	"	
Arthur		3	3	Ark.	
6130					

FORM 10 636
1910 CENSUS INDEX - FAMILY

U.S. DEPARTMENT OF COMMERCE
BUREAU OF THE CENSUS

TEXAS

10-11		HEAD OF FAMILY		E.S.	SHEET
		Wheatley William		36	53
COLOR	AGE	BIRTHPLACE		VOL.	
	P. 25			58	
COUNTY	Grimes			CITY	
OTHER MEMBERS OF FAMILY					
NAME		RELATIONSHIP	AGE	BIRTHPLACE	
1 Willie		W	20		

FORM 10 836
1910 CENSUS INDEX - FAMILY

U. S. DEPARTMENT OF COMMERCE
BUREAU OF THE CENSUS

TEXAS

W314	NAME OF INDIVIDUAL Whitfield, Will O		E.D. 93	SHEET 205
COLOR W	AGE 34	BIRTH PLACE La	VOL. 68	
COUNTY Harris		CITY Houston		
ENUMERATED WITH Marvin, W. F.				
RELATIONSHIP TO ABOVE				
<input type="checkbox"/> SON	<input type="checkbox"/> NEPHEW	<input type="checkbox"/> STEPSON		
<input type="checkbox"/> DAUGHTER	<input type="checkbox"/> NIECE	<input type="checkbox"/> STEPDAUGHTER		
<input type="checkbox"/> BROTHER	<input type="checkbox"/> FATHER-IN-LAW	<input type="checkbox"/> COUSIN		
<input type="checkbox"/> SISTER	<input type="checkbox"/> MOTHER-IN-LAW	<input type="checkbox"/> HIRED MAN		
<input type="checkbox"/> FATHER	<input type="checkbox"/> SON-IN-LAW	<input checked="" type="checkbox"/> ROOMER		
<input type="checkbox"/> MOTHER	<input type="checkbox"/> DAUGHTER-IN-LAW	<input type="checkbox"/> SERVANT		
<input type="checkbox"/> GRANDSON	<input type="checkbox"/> BROTHER-IN-LAW	<input type="checkbox"/> OTHER (Specify)		
<input type="checkbox"/> GRANDDAUGHTER	<input type="checkbox"/> SISTER-IN-LAW			
<input type="checkbox"/> GRANDCHILD	<input type="checkbox"/> ORPHAN			

FORM 10 637
1910 CENSUS INDEX - INDIVIDUAL

U. S. DEPARTMENT OF COMMERCE
BUREAU OF THE CENSUS

TEXAS

HEAD OF FAMILY		E.D.		SHEET	
W. B. 14		28		700	
COLOR	AGE	BIRTHPLACE		VOL.	
W	28			65	
COUNTY			CITY		
Hardin					
OTHER MEMBERS OF FAMILY					
NAME		RELATIONSHIP	AGE	BIRTHPLACE	
Mrs. B. [unclear]		W	21		
Miss [unclear]		D	2		
M ^r E. C. [unclear]		FL.	54	Fla.	

FORM 10 636
1910 CENSUS INDEX - FAMILY

U. S. DEPARTMENT OF COMMERCE
BUREAU OF THE CENSUS

TEXAS

2-1		HEAD OF FAMILY		W. H. Green 31		E.D.	SHEET
COLOR	AGE	BIRTHPLACE		718		277	46
100		35		718		VOL. 152	
COUNTY				CITY			
A Tom Green							
OTHER MEMBERS OF FAMILY							
NAME		RELATIONSHIP	AGE	BIRTHPLACE			
Mary		W	55				
W. H. Green		S	22				
Auden S.		S	19				
James E.		S	16				
Mattie M.		D	21				
Eugene E.		D	17				
Hanna M.		D	14				

FORM 10-234
1910 CENSUS INDEX - FAMILY

U. S. DEPARTMENT OF COMMERCE
BUREAU OF THE CENSUS

TEXAS

10314	HEAD OF FAMILY Whitfield Will E.		E.D. 109	SHEET 177
COLOR W	AGE 35	BIRTHPLACE	VOL. 58	
COUNTY Foard		CITY Crawell		
OTHER MEMBERS OF FAMILY				
1	NAME	RELATIONSHIP	AGE	BIRTHPLACE
1	Mary L	W	30	

FORM 10-63
1910 CENSUS INDEX - FAMILYU. S. DEPARTMENT OF COMMERCE
BUREAU OF THE CENSUS

TEXAS

U1314	HEAD OF FAMILY W. H. Field, Will		E.D. 95	SHEET 314
COLOR B	AGE 40	BIRTHPLACE		VOL. 104
COUNTY Polk	CITY			
OTHER MEMBERS OF FAMILY				
NAME		RELATIONSHIP	AGE	BIRTHPLACE
Wagner		W	5	
Horvath		D	12	
Adder		D	6	
Wilder		D	3	
Horvath		W	12	
Thompson, David		W	14	

FORM 10 636-
1910 CENSUS INDEX - FAMILY

U. S. DEPARTMENT OF COMMERCE
BUREAU OF THE CENSUS

TEXAS

11364		HEAD OF FAMILY		W. H. [unclear]		H.O.	SHEET
COLOR		AGE	BIRTHPLACE			VOL.	10
COUNTY		LATITUDE		ELEV			
OTHER MEMBERS OF FAMILY							
NAME		RELATION	AGE	BIRTHPLACE			
[unclear]		H	32	[unclear]			
[unclear]		W	15	[unclear]			
[unclear]		D	8	[unclear]			
[unclear]		H	14	[unclear]			
[unclear]		H	[unclear]	[unclear]			
[unclear]		H	[unclear]	[unclear]			

FORM 10 636

1910 CENSUS INDEX - FAMILY

U S DEPARTMENT OF COMMERCE
BUREAU OF THE CENSUS

TEXAS

HEAD OF FAMILY			S. D.	CHECK
COLON	AGE	BIRTHPLACE	SEX	
10314	61	Milam	M	
COUNTY	CITY			
	Milam		12	
OTHER MEMBERS OF FAMILY				
NAME	RELATION	AGE	SEX	BIRTHPLACE

FORM 10-636

1910 CENSUS INDEX - FAMILY

U. S. DEPARTMENT OF COMMERCE
BUREAU OF THE CENSUS

TEXAS

W 314		NAME OF INDIVIDUAL Wheatfall Will		E.O. 35	SHEET 199
COLOR B	AGE 16	BIRTHPLACE		VOL. 58	
COUNTY Grimes		CITY.			
ENUMERATED WITH Wheatfall Ida					
RELATIONSHIP TO ABOVE					
<input type="checkbox"/> SON	<input type="checkbox"/> NEPHEW	<input type="checkbox"/> STEPSON			
<input checked="" type="checkbox"/> DAUGHTER	<input type="checkbox"/> NIECE	<input type="checkbox"/> STEPDAUGHTER			
<input checked="" type="checkbox"/> BROTHER	<input type="checkbox"/> FATHER-IN-LAW	<input type="checkbox"/> COUSIN			
<input type="checkbox"/> SISTER	<input type="checkbox"/> MOTHER-IN-LAW	<input type="checkbox"/> HIRED MAN			
<input type="checkbox"/> FATHER	<input type="checkbox"/> SON-IN-LAW	<input type="checkbox"/> ROOMER			
<input type="checkbox"/> MOTHER	<input type="checkbox"/> DAUGHTER-IN-LAW	<input type="checkbox"/> SERVANT			
<input type="checkbox"/> GRANDSON	<input type="checkbox"/> BROTHER-IN-LAW	<input type="checkbox"/> OTHER (Specify)			
<input type="checkbox"/> GRANDDAUGHTER	<input type="checkbox"/> SISTER-IN-LAW				
<input type="checkbox"/> GRANDCHILD	<input type="checkbox"/> ORPHAN				

FORM 10 637
1910 CENSUS INDEX - INDIVIDUAL

U. S. DEPARTMENT OF COMMERCE
BUREAU OF THE CENSUS

TEXAS

11314		HEAD OF FAMILY		W. C. ...		U. S.	STATE
COLOR	AGE	BIRTHPLACE		VCL.		47	
11	92						
COUNTY				CITY			
Fills							
OTHER MEMBERS OF FAMILY							
NAME		RELATIONSHIP		AGE	BIRTHPLACE		
/ Julia		W		20			
/ Mary		D		2			
/ Louise		S		1			

FORM 10-636
1910 CENSUS INDEX - FAMILY

U. S. DEPARTMENT OF COMMERCE
BUREAU OF THE CENSUS

TEXAS

10310 1044		NAME OF INDIVIDUAL <i>W. H. Griffith, wife</i>		S. S. No. <i>10 123</i>	
DATE OF BIRTH <i>1884</i>		AGE <i>4</i>		BIRTH PLACE <i>Pa</i>	
COUNTY <i>Liberty</i>		CITY		<i>84</i>	
ENUMERATED WITH <i>Smith, James</i>					
RELATIONSHIP TO ABOVE					
<input type="checkbox"/> SON <input type="checkbox"/> DAUGHTER <input type="checkbox"/> BROTHER <input checked="" type="checkbox"/> SISTER <input type="checkbox"/> FATHER <input type="checkbox"/> MOTHER <input type="checkbox"/> GRANDSON <input type="checkbox"/> GRANDDAUGHTER <input type="checkbox"/> GRANDCHILD		<input type="checkbox"/> NEPHER <input type="checkbox"/> NIECE <input type="checkbox"/> FATHER-IN-LAW <input type="checkbox"/> MOTHER-IN-LAW <input type="checkbox"/> SON-IN-LAW <input type="checkbox"/> DAUGHTER-IN-LAW <input type="checkbox"/> BROTHER-IN-LAW <input type="checkbox"/> SISTER-IN-LAW <input type="checkbox"/> ORPHAN		<input checked="" type="checkbox"/> COUPIN <input type="checkbox"/> STEPDAUGHTER <input type="checkbox"/> COUSIN <input type="checkbox"/> HIRED MAN <input type="checkbox"/> ROOMER <input type="checkbox"/> SERVANT <input type="checkbox"/> OTHER (<i>See 10</i>)	

FORM 10 837
1910 CENSUS INDEX - INDIVIDUAL

U. S. DEPARTMENT OF COMMERCE
BUREAU OF THE CENSUS

TEXAS

121314	HEAD OF FAMILY W. H. Gold, Wiley W		E.D. 3	SHEET 11
COLOR B	AGE 55	BIRTHPLACE -	VOL. 15	
COUNTY	Bowie		CITY	
OTHER MEMBERS OF FAMILY				
NAME		RELATIONSHIP	AGE	BIRTHPLACE
Lucas		W	50	
Hazel		S	21	
E. H. A.		D	18	
Charles		D	17	
Lewis		S	15	
Arthur		S	14	
David		S	11	

FORM 10 638
1910 CENSUS INDEX - FAMILY

U. S. DEPARTMENT OF COMMERCE
BUREAU OF THE CENSUS

TEXAS

W 314	HEAD OF FAMILY		E.O.	SHEET
	WHITFIELD, Wiley		3	44
COLOR Wm	AGE 55	BIRTHPLACE	VOL. 15	
COUNTY	Bowie		CITY	
OTHER MEMBERS OF FAMILY				
NAME		RELATIONSHIP	AGE	BIRTHPLACE
Susan		W	49	
Ella		D	21	
Hyder		S	20	
Clara		D	18	
Lewis		S	16	
David		S	10	

FORM 10-636
1910 CENSUS INDEX - FAMILY

U. S. DEPARTMENT OF COMMERCE
BUREAU OF THE CENSUS

TEXAS

W314		NAME OF INDIVIDUAL <i>Wilfield Willis</i>		E.D. <i>12</i>	SHEET <i>18</i>
COLOR <i>B</i>	AGE <i>7</i>	BIRTHPLACE		VOL. <i>1-4</i>	
COUNTY		<i>Bowip</i>	CITY		
ENUMERATED WITH <i>W. J. Jordan, George</i>					
RELATIONSHIP TO ABOVE					
<input type="checkbox"/> SON	<input type="checkbox"/> NEPHEW	<input type="checkbox"/> STEPSON			
<input type="checkbox"/> DAUGHTER	<input type="checkbox"/> NIECE	<input type="checkbox"/> STEPDAUGHTER			
<input type="checkbox"/> BROTHER	<input type="checkbox"/> FATHER-IN-LAW	<input type="checkbox"/> COUSIN			
<input type="checkbox"/> SISTER	<input type="checkbox"/> MOTHER-IN-LAW	<input type="checkbox"/> HIRED MAN			
<input type="checkbox"/> FATHER	<input type="checkbox"/> SON-IN-LAW	<input type="checkbox"/> ROOMER			
<input type="checkbox"/> MOTHER	<input type="checkbox"/> DAUGHTER-IN-LAW	<input type="checkbox"/> SERVANT			
<input type="checkbox"/> GRANDSON	<input type="checkbox"/> BROTHER-IN-LAW	<input type="checkbox"/> OTHER (<i>Specify</i>)			
<input type="checkbox"/> GRANDDAUGHTER	<input type="checkbox"/> SISTER-IN-LAW				
<input type="checkbox"/> GRANDCHILD	<input type="checkbox"/> ORPHAN				

FORM 10 537
1910 CENSUS INDEX - INDIVIDUAL

U. S. DEPARTMENT OF COMMERCE
BUREAU OF THE CENSUS

TEXAS

W.314	NAME OF INDIVIDUAL W. Pitfield, Walter E.		E.D. 48	SHEET 26
COLOR W	AGE 21	BIRTHPLACE -	VOL. 34	
COUNTY Dallas	CITY Dallas			
ENUMERATED WITH Cude, John H.				
RELATIONSHIP TO ABOVE				
<input type="checkbox"/> SON	<input type="checkbox"/> NEPHEW	<input type="checkbox"/> STEPSON		
<input type="checkbox"/> DAUGHTER	<input type="checkbox"/> NIECE	<input type="checkbox"/> STEPDAUGHTER		
<input type="checkbox"/> BROTHER	<input type="checkbox"/> FATHER-IN-LAW	<input type="checkbox"/> COUSIN		
<input type="checkbox"/> SISTER	<input type="checkbox"/> MOTHER-IN-LAW	<input type="checkbox"/> HIRED MAN		
<input type="checkbox"/> FATHER	<input type="checkbox"/> SON-IN-LAW	<input checked="" type="checkbox"/> ROOMER		
<input type="checkbox"/> MOTHER	<input type="checkbox"/> DAUGHTER-IN-LAW	<input type="checkbox"/> SERVANT		
<input type="checkbox"/> GRANDSON	<input type="checkbox"/> BROTHER-IN-LAW	<input type="checkbox"/> OTHER (Specify)		
<input type="checkbox"/> GRANDDAUGHTER	<input type="checkbox"/> SISTER-IN-LAW			
<input type="checkbox"/> GRANDCHILD	<input type="checkbox"/> ORPHAN			

FORM 10-637
1910 CENSUS INDEX - INDIVIDUAL

U.S. DEPARTMENT OF COMMERCE
BUREAU OF THE CENSUS

TEXAS

W 314	HEAD OF FAMILY		Walter Walker	E.D.	71	SHEET	42	
COLOR	B	AGE	50	BIRTHPLACE	VOL.			103
COUNTY	Milam			CITY				
OTHER MEMBERS OF FAMILY								
	NAME	RELATIONSHIP	AGE	BIRTHPLACE				
	Viola	W	17					
	Walter	S	4					
	Rosie	D	2					
	Luck Mangum	ML	66	Dennis				

FORM 10 636
1910 CENSUS INDEX - FAMILY

U. S. DEPARTMENT OF COMMERCE
BUREAU OF THE CENSUS

TEXAS

W 314	HEAD OF FAMILY Whitfield Walker		E.D. 61	SHEET 53
COLOR W	AGE 33	BIRTHPLACE	VOL.	103
COUNTY Milam	CITY			
OTHER MEMBERS OF FAMILY				
NAME		RELATIONSHIP	AGE	BIRTHPLACE
Mary		W	30	
Jessie		S	9	
Berly		D	4	
Annie		b	3/12	
Amata Morace		BL	32	
Mary		M	16	
Johnnie		N	12	

FORM 10 636
1910 CENSUS INDEX - FAMILY

U.S. DEPARTMENT OF COMMERCE
BUREAU OF THE CENSUS

TEXAS

10314		HEAD OF FAMILY		Whitefield, W. W.		E.D.	SHEET
COLOR	W	AGE	52	BIRTHPLACE	Fla.	VOL.	50.
COUNTY				Falls	CITY		
OTHER MEMBERS OF FAMILY							
NAME		RELATIONSHIP	AGE	BIRTHPLACE			
Mary		W	49	Fla.			
Lena		S	16	Fla.			
Minnie		D	13				
Green		S	11				
Orin		D	9				
11300							

FORM 10 636
1910 CENSUS INDEX - FAMILY

U. S. DEPARTMENT OF COMMERCE
BUREAU OF THE CENSUS

TEXAS

W314	HEAD OF F. MILY		Whitefield W. Henry	E. D.	SHEET
COLOR	AGE	BIRTHPLACE		19	15
W	51	Ala.		VOL.	27
COUNTY	Gollin		CITY		
OTHER MEMBERS OF FAMILY					
NAME		RELATION- SHIP -	AGE	BIRTHPLACE	
J. Della		W	29		
George		S	21	Ala.	
Bernice		S	17		
William		D	15		
Jefferson		S	3		
Lillian		S	1		

FORM 11-330
1910 CENSUS INDEX - FAMILY

U. S. DEPARTMENT OF COMMERCE
BUREAU OF THE CENSUS

TEXAS

112714		HEAD OF FAMILY		E.	SHEET
COLOR	AGE	BIRTHPLACE		VOL.	
W	52			74	
COUNTY			CITY		
McLennan					
OTHER MEMBERS OF FAMILY					
NAME		RELATIONSHIP	AGE	BIRTHPLACE	
Ruby		W	23		

FORM 10-636
1910 CENSUS INDEX - FAMILY

U S DEPARTMENT OF COMMERCE
BUREAU OF THE CENSUS

TEXAS

10712	HEAD OF FAMILY		708	S.D.	CHIST
COLON	AGE	BIRTHPLACE		VAL.	
COUNTY	- Donley		city	40	
OTHER MEMBERS OF FAMILY					
	NAME	RELATIONSHIP	AGE	BIRTHPLACE	
	Wife	W	27	Donley	
	Child	D	17		
	Child	D	15		
	Child	D	11		

FORM NO. 225
1918 REVISED MARCH FAMILY

U S DEPARTMENT OF COMMERCE
BUREAU OF THE CENSUS

TEXAS

W314	HEAD OF FAMILY		W. B.	E.D.	SHEET
	W. Whitefield			12	103
COLOR	AGE	BIRTHPLACE		VOC.	
W	32	Tenn.		46	
COUNTY	Ellis		CITY		
OTHER MEMBERS OF FAMILY					
	NAME	RELATIONSHIP	AGE	BIRTHPLACE	
	J. W.	F	78	Tenn.	
	Carroll	M	74	I	
	E. W.	W	14		
	T. F.	W	9		
	Lea	W	19		

FORM 10 636
1910 CENSUS INDEX - FAMILY

U S DEPARTMENT OF COMMERCE
BUREAU OF THE CENSUS

TEXAS

11314	HEAD OF FAMILY Whittfield W		E.D. 78	SHEET 76
COLOR R	AGE 39	BIRTHPLACE	VOL. 104	
COUNTY POLK	CITY			
OTHER MEMBERS OF FAMILY				
NAME		RELATIONSHIP	AGE	BIRTHPLACE
Maggie		2	24	
Nanella		D	12	
Addie		D	6	
Rosa		S	3	
Thompson, Rosa		W	1	

FORM 10-636
1910 CENSUS INDEX - FAMILY

U.S. DEPARTMENT OF COMMERCE
BUREAU OF THE CENSUS

TEXAS

20314	HEAD OF FAMILY -		E.O.	SHEET
COLOR	AGE	BIRTHPLACE	248	304
W	23		VOL.	06
COUNTY Montgomery		CITY		
OTHER MEMBERS OF FAMILY				
NAME		RELATION SHIP	AGE	BIRTHPLACE
James		4	24	
Michelle		2	2	

FORM 10 636

1910 CENSUS INDEX - FAMILY

U S DEPARTMENT OF COMMERCE
BUREAU OF THE CENSUS

TEXAS

L1 3/4		HEAD OF FAMILY		W. Hatfield		E.D.		SHEET	
36		36		36		36		36	
COLOR		AGE		BIRTHPLACE		VOL.			
B		40				94			
COUNTY				CITY					
Harrison									
OTHER MEMBERS OF FAMILY									
NAME		RELATIONSHIP		AGE		BIRTHPLACE			
Cora		W		42					
Lama		D		15					
F. Louise		D		13					
Theola		D		8					
L. M. Hatfield		S		17					
W. M. Hatfield		S		5					

FORM 10 636
1910 CENSUS INDEX - FAMILY

U S DEPARTMENT OF COMMERCE
BUREAU OF THE CENSUS

TEXAS

W374		HEAD OF FAMILY		E.D.	SHEET
3		AGE	BIRTHPLACE	59	199
COLOR	36			VOL.	12
COUNTY	Milam	CITY			
OTHER MEMBERS OF FAMILY					
	NAME	RELATIONSHIP	AGE	BIRTHPLACE	
	Luquita	F	13		
	Roberta	F	11		
	(" R)	S	15		

FORM 10 636
1910 CENSUS INDEX - FAMILY

U. S. DEPARTMENT OF COMMERCE
BUREAU OF THE CENSUS

TEXAS

10-314		NAME OF INDIVIDUAL		SEX	SIBBY
COLOR	AGE	BIRTHPLACE		VOL.	
COUNTY		Burleson		CITY	
ENUMERATED WITH					
Washington David					
RELATIONSHIP TO ABOVE					
<input type="checkbox"/> SON	<input type="checkbox"/> NEPHEW	<input type="checkbox"/> STEPSON			
<input type="checkbox"/> DAUGHTER	<input type="checkbox"/> NIECE	<input type="checkbox"/> STEPDAUGHTER			
<input type="checkbox"/> BROTHER	<input type="checkbox"/> FATHER-IN-LAW	<input type="checkbox"/> COUSIN			
<input type="checkbox"/> SISTER	<input type="checkbox"/> MOTHER-IN-LAW	<input type="checkbox"/> HIRED MAN			
<input type="checkbox"/> FATHER	<input type="checkbox"/> SON-IN-LAW	<input checked="" type="checkbox"/> ROOMER			
<input type="checkbox"/> MOTHER	<input type="checkbox"/> DAUGHTER-IN-LAW	<input type="checkbox"/> SERVANT			
<input type="checkbox"/> GRANDSON	<input type="checkbox"/> BROTHER-IN-LAW	<input type="checkbox"/> OTHER (Specify)			
<input type="checkbox"/> GRANDDAUGHTER	<input type="checkbox"/> SISTER-IN-LAW				
<input type="checkbox"/> GRANDCHILD	<input type="checkbox"/> ORPHAN				

FORM 10-637
1910 CENSUS INDEX - INDIVIDUAL

U. S. DEPARTMENT OF COMMERCE
BUREAU OF THE CENSUS

TEXAS

21314	NAME OF INDIVIDUAL W. H. Hildfield Viola		S.D. 17	SHIRT 98
COLOR 13	AGE 22	BIRTHPLACE	VOL. 53	
COUNTY	Fort Bend		CITY	
ENUMERATED WITH H. H. Hildfield				
RELATIONSHIP TO ABOVE				
<input type="checkbox"/> SON	<input type="checkbox"/> NEPHEW	<input type="checkbox"/> STEPSON		
<input type="checkbox"/> DAUGHTER	<input type="checkbox"/> NIECE	<input type="checkbox"/> STEPDAUGHTER		
<input type="checkbox"/> BROTHER	<input type="checkbox"/> FATHER-IN-LAW	<input type="checkbox"/> COUSIN		
<input checked="" type="checkbox"/> SISTER	<input type="checkbox"/> MOTHER-IN-LAW	<input type="checkbox"/> HUSBAND		
<input type="checkbox"/> FATHER	<input type="checkbox"/> SON-IN-LAW	<input type="checkbox"/> ROOMER		
<input type="checkbox"/> MOTHER	<input type="checkbox"/> DAUGHTER-IN-LAW	<input type="checkbox"/> SERVANT		
<input type="checkbox"/> GRANDSON	<input type="checkbox"/> BROTHER-IN-LAW	<input type="checkbox"/> OTHER (Specify)		
<input type="checkbox"/> GRANDDAUGHTER	<input type="checkbox"/> SISTER-IN-LAW			
<input type="checkbox"/> GRANDCHILD	<input type="checkbox"/> ORPHAN			

FORM 10 6-37

1910 CENSUS INDEX - INDIVIDUAL

U. S. DEPARTMENT OF COMMERCE
BUREAU OF THE CENSUS

TEXAS

W 314	NAME OF INDIVIDUAL W. Butefield		Victor	E.D. 74	SHEET 18
COLOR W	AGE 18	BIRTHPLACE		VOL. 36	
COUNTY			CITY		
ENUMERATED WITH Mackey					
RELATIONSHIP TO ABOVE Wife					
<input type="checkbox"/> SON <input type="checkbox"/> DAUGHTER <input type="checkbox"/> BROTHER <input type="checkbox"/> SISTER <input type="checkbox"/> FATHER <input type="checkbox"/> MOTHER <input type="checkbox"/> GRANDSON <input type="checkbox"/> GRANDDAUGHTER <input type="checkbox"/> GRANDCHILD		<input type="checkbox"/> NEPHEW <input type="checkbox"/> NIECE <input type="checkbox"/> FATHER-IN-LAW <input type="checkbox"/> MOTHER-IN-LAW <input type="checkbox"/> SON-IN-LAW <input type="checkbox"/> DAUGHTER-IN-LAW <input type="checkbox"/> BROTHER-IN-LAW <input type="checkbox"/> SISTER-IN-LAW <input type="checkbox"/> ORPHAN		<input type="checkbox"/> STEPSON <input type="checkbox"/> STEPDAUGHTER <input type="checkbox"/> COUSIN <input type="checkbox"/> HIRED MAN <input checked="" type="checkbox"/> ROOMER <input type="checkbox"/> SERVANT <input type="checkbox"/> OTHER (Specify)	

FORM 10-847
1910 CENSUS INDEX - INDIVIDUAL

U S DEPARTMENT OF COMMERCE
BUREAU OF THE CENSUS

TEXAS

W 314	HEAD OF FAMILY Whitefield Truman		E.D. 8	SHEET 4
COLOR W	AGE 36	BIRTHPLACE		VOL. 29
COUNTY Comanche		CITY		
OTHER MEMBERS OF FAMILY				
	NAME	RELATIONSHIP	AGE	BIRTHPLACE
	Allie T.	W	29	Ark
	Linton A.	S	14	
	Liv J.	S	12	
	Van Julius C.	SS	11	
	Tennie P.	SD	9	

FORM 10-636
1910 CENSUS INDEX - FAMILY

U.S. DEPARTMENT OF COMMERCE
BUREAU OF THE CENSUS

TEXAS

W374		NAME OF INDIVIDUAL W. W. Whitfield Thurston		E.D. 30	SHEET 3
COLOR. Wm.	AGE 8	BIRTHPLACE Cass		VOL. 59	
COUNTY		CITY			
ENUMERATED WITH Whitfield block					
RELATIONSHIP TO ABOVE					
<input type="checkbox"/> SON	<input type="checkbox"/> NEPHEW	<input type="checkbox"/> STEPSON			
<input type="checkbox"/> DAUGHTER	<input type="checkbox"/> NIECE	<input type="checkbox"/> STEPDAUGHTER			
<input type="checkbox"/> BROTHER	<input type="checkbox"/> PATERNAL LAW	<input type="checkbox"/> COUSIN			
<input type="checkbox"/> SISTER	<input type="checkbox"/> MOTHER IN LAW	<input type="checkbox"/> UNCLE			
<input type="checkbox"/> FATHER	<input type="checkbox"/> GRANDFATHER	<input type="checkbox"/> AUNT			
<input type="checkbox"/> BROTHER IN LAW	<input type="checkbox"/> PATRILIN IN LAW	<input type="checkbox"/> NEPHEW (MOTHER)			
<input checked="" type="checkbox"/> GRANDSON	<input type="checkbox"/> MOTHER IN LAW	<input type="checkbox"/> NIECE (MOTHER)			
<input type="checkbox"/> BROTHER (MOTHER)	<input type="checkbox"/> BROTHER IN LAW				
<input type="checkbox"/> BROTHER (FATHER)	<input type="checkbox"/> NEPHEW				

FORM 10-337
1910 CENSUS INDEX - INDIVIDUAL

U. S. DEPARTMENT OF COMMERCE
BUREAU OF THE CENSUS

TEXAS

W-314		NAME OF INDIVIDUAL <i>Whitfield Tophigra</i>		E.O. 44	SHEET 113
COLOR B	AGE 33	BIRTHPLACE		VOL. 55	
COUNTY 7	Galveston		CITY	Galveston	
ENUMERATED WITH <i>Garrett - Clarence W.</i>					
RELATIONSHIP TO ABOVE					
<input type="checkbox"/> SON	<input type="checkbox"/> NEPHEW	<input type="checkbox"/> STEPSON			
<input type="checkbox"/> DAUGHTER	<input type="checkbox"/> NIECE	<input type="checkbox"/> STEPDAUGHTER			
<input type="checkbox"/> BROTHER	<input type="checkbox"/> FATHER-IN-LAW	<input type="checkbox"/> COUSIN			
<input type="checkbox"/> SISTER	<input type="checkbox"/> MOTHER-IN-LAW	<input type="checkbox"/> HIRED MAN			
<input type="checkbox"/> FATHER	<input type="checkbox"/> SON-IN-LAW	<input checked="" type="checkbox"/> ROOMER			
<input type="checkbox"/> MOTHER	<input type="checkbox"/> DAUGHTER-IN-LAW	<input type="checkbox"/> SERVANT			
<input type="checkbox"/> GRANDSON	<input type="checkbox"/> BROTHER-IN-LAW	<input type="checkbox"/> OTHER (Specify)			
<input type="checkbox"/> GRANDDAUGHTER	<input type="checkbox"/> SISTER-IN-LAW				
<input type="checkbox"/> GRANDCHILD	<input type="checkbox"/> ORPHAN				

FORM 10 637

1910 CENSUS INDEX - INDIVIDUAL

U. S. DEPARTMENT OF COMMERCE
BUREAU OF THE CENSUS

TEXAS

W 314	HEAD OF FAMILY		Whitefield, Fern H.	E.D.	SHEET
	AGE	BIRTHPLACE		98	132
COLOR	30	La.		VOL.	62
COUNTY	Grayson		CITY		
OTHER MEMBERS OF FAMILY					
NAME		RELATIONSHIP	AGE	BIRTHPLACE	
Ciera		W	23		
Cinco		B	21	La.	

FORM 10-636

1910 CENSUS INDEX - FAMILY

U.S. DEPARTMENT OF COMMERCE
BUREAU OF THE CENSUS

TEXAS

4314	NAME OF INDIVIDUAL Walter Richard Dean		E. S. 7	SHEET 1
COLOR White	AGE 26	BIRTHPLACE Howlin	VOL. 12	
PROPERTY		CITY Howlin		
ENUMERATED WITH Walter Dean				
RELATIONSHIP TO ABOVE				
<input type="checkbox"/> SON	<input type="checkbox"/> NEPHEW	<input type="checkbox"/> STEPSON		
<input type="checkbox"/> DAUGHTER	<input type="checkbox"/> NIECE	<input type="checkbox"/> STEPDAUGHTER		
<input type="checkbox"/> BROTHER	<input type="checkbox"/> FATHER-IN-LAW	<input type="checkbox"/> COUSIN		
<input type="checkbox"/> SISTER	<input type="checkbox"/> MOTHER-IN-LAW	<input type="checkbox"/> HUSBAND		
<input type="checkbox"/> FATHER	<input type="checkbox"/> SON-IN-LAW	<input checked="" type="checkbox"/> ROOMER		
<input type="checkbox"/> MOTHER	<input type="checkbox"/> DAUGHTER-IN-LAW	<input type="checkbox"/> SERVANT		
<input type="checkbox"/> GRANDSON	<input type="checkbox"/> BROTHER-IN-LAW	<input type="checkbox"/> OTHER (Specify)		
<input type="checkbox"/> GRANDDAUGHTER	<input type="checkbox"/> SISTER-IN-LAW			
<input type="checkbox"/> GRANDCHILD	<input type="checkbox"/> ORPHAN			

FORM 10 637
1910 CENSUS INDEX - INDIVIDUAL

U. S. DEPARTMENT OF COMMERCE
BUREAU OF THE CENSUS

TEXAS

V6-2173		HEAD OF FAMILY		E.O.		SERIES		
COLOR		AGE	DISTRICT		107		26	
COUNTY		CITY		VOL.		118		
		obertson						
OTHER MEMBERS OF FAMILY								
NAME		RELATIONSHIP	AGE	BIRTHPLACE				
John		W.	23					

FORM 10-636
 1910 CENSUS INDEX - FAMILY

U.S. DEPARTMENT OF COMMERCE
 BUREAU OF THE CENSUS

TEXAS

W 314		HEAD OF FAMILY		E.O.	SHEET
Whitefield Tom				33	42
COLOR	AGE	BIRTHPLACE		VOL.	
W	45	Texas		48	
COUNTY	Erath			CITY	
OTHER MEMBERS OF FAMILY					
NAME		RELATION- SHIP	AGE	BIRTHPLACE	
M. White		W	42		
L. White		D	18		
J. White		D	14		
M. White		D	12		
L. White		D	10		
J. White		D	8		

FORM 10 636A
1910 CENSUS INDEX - INDIVIDUALU. S. DEPARTMENT OF COMMERCE
BUREAU OF THE CENSUS

TEXAS

6314	HEAD OF FAMILY <i>William Thomas W.</i>		E.D. 116	SHEET 3
COLOR W	AGE 41	BIRTHPLACE Iowa	VOL. 72	
COUNTY	Haskell		CITY	
OTHER MEMBERS OF FAMILY				
	NAME	RELATIONSHIP	AGE	BIRTHPLACE
	<i>Eula</i>	<i>W</i>	<i>30</i>	<i>La</i>
	<i>Waver</i>	<i>S</i>	<i>13</i>	
	<i>Forest</i>	<i>S</i>	<i>9</i>	
	<i>Mary</i>	<i>D</i>	<i>6</i>	
	<i>Orl</i>	<i>S</i>	<i>4</i>	
	<i>Wmmon</i>	<i>S</i>	<i>4 1/2</i>	

FORM 10-636
1910 CENSUS INDEX - FAMILYU.S. DEPARTMENT OF COMMERCE
BUREAU OF THE CENSUS

TEXAS

W 314	HEAD OF FAMILY		Whitfield Thomas J	E.O.	SHEET
COLOR	AGE	BIRTHPLACE		VOL.	
W	48	Kes		58	
COUNTY	Grimes		CITY		
OTHER MEMBERS OF FAMILY					
NAME		RELATIONSHIP	AGE	BIRTHPLACE	
Luzie M		W	44		
Mannie		D	21		
Allan		S	18		
John E.		S	16		
Cattie L.		D	14		
Theophilus		S	11		
Clara		S	6		

FORM 10-636A

1910 CENSUS INDEX - INDIVIDUAL

U.S. DEPARTMENT OF COMMERCE
BUREAU OF THE CENSUS

TEXAS

W 374	NAME OF INDIVIDUAL Whitfield Thomas L		E.D. 48	SHEET 8
COLOR W	AGE 29	BIRTHPLACE Tex	VOL. 31	
COUNTY Cooke	CITY Dainesville			
ENUMERATED WITH Leaton Iona				
RELATIONSHIP TO ABOVE				
<input type="checkbox"/> SON	<input type="checkbox"/> NEPHEW	<input type="checkbox"/> STEPSON		
<input type="checkbox"/> DAUGHTER	<input type="checkbox"/> NIECE	<input type="checkbox"/> STEPDAUGHTER		
<input type="checkbox"/> BROTHER	<input type="checkbox"/> FATHER-IN-LAW	<input type="checkbox"/> COUSIN		
<input type="checkbox"/> SISTER	<input type="checkbox"/> MOTHER-IN-LAW	<input type="checkbox"/> HIRED MAN		
<input type="checkbox"/> FATHER	<input type="checkbox"/> SON-IN-LAW	<input checked="" type="checkbox"/> ROOMER		
<input type="checkbox"/> MOTHER	<input type="checkbox"/> DAUGHTER-IN-LAW	<input type="checkbox"/> SERVANT		
<input type="checkbox"/> GRANDSON	<input type="checkbox"/> BROTHER-IN-LAW	<input type="checkbox"/> OTHER (Specify)		
<input type="checkbox"/> GRANDDAUGHTER	<input type="checkbox"/> SISTER-IN-LAW			
<input type="checkbox"/> GRANDCHILD	<input type="checkbox"/> ORPHAN			

FORM 10-637
1910 CENSUS INDEX - INDIVIDUAL

U.S. DEPARTMENT OF COMMERCE
BUREAU OF THE CENSUS

HEAD OF FAMILY			ED	SHEET
COLOR	AGE	BIRTHPLACE	VOL.	
COUNTY	CITY			

OTHER MEMBERS OF FAMILY

NAME	RELATIONSHIP	AGE	BIRTHPLACE
<i>William</i>	<i>W</i>	<i>29</i>	
<i>Joseph</i>	<i>S</i>	<i>11</i>	
<i>Mary</i>	<i>W</i>	<i>9</i>	
<i>John May</i>	<i>W</i>	<i>7</i>	

TEXAS

HEAD OF FAMILY		E.O.	SHEET
<i>W. H. Robertson</i>		<i>117</i>	<i>386</i>
COLOR	AGE	BIRTHPLACE	
<i>W</i>	<i>21</i>	<i>Ill</i>	
COUNTY		CITY	
<i>Robertson</i>			
OTHER MEMBERS OF FAMILY			
NAME	RELATION	AGE	BIRTHPLACE
<i>1</i>	<i>Wife</i>	<i>17</i>	

 UNITED STATES
 1910 CENSUS INDEX FAMILY

 U. S. DEPARTMENT OF COMMERCE
 BUREAU OF THE CENSUS

TEXAS

W314		NAME OF INDIVIDUAL		E.D.	SHEET
W.		AGE	BIRTHPLACE	93	9
Tarrant		22		VOL.	128
COUNTY			CITY		
Tarrant			Fort Worth		
ENUMERATED WITH					
Ford, Stella					
RELATIONSHIP TO ABOVE					
<input type="checkbox"/> SON	<input type="checkbox"/> NEPHEW	<input type="checkbox"/> STEPSON			
<input type="checkbox"/> DAUGHTER	<input type="checkbox"/> NIECE	<input type="checkbox"/> STEPDAUGHTER			
<input type="checkbox"/> BROTHER	<input type="checkbox"/> FATHER-IN-LAW	<input type="checkbox"/> COUSIN			
<input type="checkbox"/> SISTER	<input type="checkbox"/> MOTHER-IN-LAW	<input type="checkbox"/> HIRED MAN			
<input type="checkbox"/> FATHER	<input type="checkbox"/> SON-IN-LAW	<input checked="" type="checkbox"/> ROOMER			
<input type="checkbox"/> MOTHER	<input type="checkbox"/> DAUGHTER-IN-LAW	<input type="checkbox"/> SERVANT			
<input type="checkbox"/> GRANDSON	<input type="checkbox"/> BROTHER-IN-LAW	<input type="checkbox"/> OTHER (Specify)			
<input type="checkbox"/> GRANDDAUGHTER	<input type="checkbox"/> SISTER-IN-LAW				
<input type="checkbox"/> GRANDCHILD	<input type="checkbox"/> ORPHAN				

FORM 10-837

1910 CENSUS INDEX - INDIVIDUAL

U. S. DEPARTMENT OF COMMERCE
BUREAU OF THE CENSUS

TEXAS

NAME: *Charles Edward H.*
 AGE: *11*
 BIRTHPLACE: *Illinois*
 SEX: *M*
 COLOR: *W*
 COUNTY: *Lewis*
 CITY: *York Haven*

OTHER MEMBERS OF FAMILY

NAME	RELATIONSHIP	AGE	BIRTHPLACE
<i>W. H. H.</i>	<i>W</i>	<i>35</i>	
<i>W. H. H.</i>	<i>S</i>	<i>10</i>	
<i>H. H. H.</i>	<i>S</i>	<i>0</i>	
<i>W. H. H.</i>	<i>C</i>	<i>17</i>	<i>N. Y.</i>
<i>F. H. H.</i>	<i>C</i>	<i>25</i>	<i>Illinois</i>

FORM 10 638
1910 CENSUS INDEX & FAMILY

U S DEPARTMENT OF COMMERCE
BUREAU OF THE CENSUS

TEXAS

W314	HEAD OF FAMILY W. H. Fields, T. P.		E. D. 78	SHEET 28
COLOR W	AGE 40	BIRTHPLACE Miss	VOL. 97	
COUNTY McLennan	CITY Waco			
OTHER MEMBERS OF FAMILY				
	NAME	RELATION- SHIP	AGE	BIRTHPLACE
	Alice	W	99	Tex.
	Norman	S	9	
	Samuel	P	5	
	Walter	D	2	
	Bertie	D	14	

FORM 10 636
1910 CENSUS INDEX - FAMILYU S DEPARTMENT OF COMMERCE
BUREAU OF THE CENSUS

TEXAS

W 334	HEAD OF FAMILY Whitfield, J. A.		E.D. 105	SHEET 389
COLOR W	AGE 45	BIRTHPLACE Tenn.	VOL. 111	
COUNTY NUECOS			CITY	
OTHER MEMBERS OF FAMILY				
NAME		RELATIONSHIP	AGE	BIRTHPLACE
Annie		W	39	Tenn.
Stanley		S	4	
Anita		D	1 ⁸ / ₁₂	
Johnson, Kathleen		SD	11	
4 1 se.				

FORM 10 636
1910 CENSUS INDEX - FAMILYU. S. DEPARTMENT OF COMMERCE
BUREAU OF THE CENSUS

TEXAS

10314		NAME OF INDIVIDUAL W. Whitfield Susan		E.D. 93	SHEET 57
COLOR W.	AGE 37	BIRTHPLACE		VOL 146	
COUNTY Washington			CITY		
ENUMERATED WITH W. Whitfield Paul					
RELATIONSHIP TO ABOVE					
<input type="checkbox"/> SON	<input type="checkbox"/> NEPHEW	<input type="checkbox"/> STEPSON			
<input type="checkbox"/> DAUGHTER	<input type="checkbox"/> NIECE	<input type="checkbox"/> STEPGAUGHTER			
<input type="checkbox"/> BROTHER	<input type="checkbox"/> FATHER-IN-LAW	<input type="checkbox"/> COUSIN			
<input checked="" type="checkbox"/> SISTER	<input type="checkbox"/> MOTHER-IN-LAW	<input type="checkbox"/> HIRED MAN			
<input type="checkbox"/> FATHER	<input type="checkbox"/> SON-IN-LAW	<input type="checkbox"/> ROOMER			
<input type="checkbox"/> MOTHER	<input type="checkbox"/> DAUGHTER-IN-LAW	<input type="checkbox"/> SERVANT			
<input type="checkbox"/> GRANDSON	<input type="checkbox"/> BROTHER-IN-LAW	<input type="checkbox"/> OTHER (Specify)			
<input type="checkbox"/> GRANDDAUGHTER	<input type="checkbox"/> SISTER-IN-LAW				
<input type="checkbox"/> GRANDCHILD	<input type="checkbox"/> ORPHAN				

FORM DC-627 (5-5-67)
FORMERLY 10-637U.S. DEPARTMENT OF COMMERCE
BUREAU OF THE CENSUS

1910 CENSUS INDEX - INDIVIDUAL

TEXAS

11314		HEAD OF FAMILY		E.D.	SHEET
W. Mitchell, & Toplin				700	71
COLOR	AGE	BIRTHPLACE		VOL.	
B	35	Washington		146	
COUNTY			CITY		
-			-		
OTHER MEMBERS OF FAMILY					
NAME		RELATIONSHIP	AGE	BIRTHPLACE	
/		W	29		
Eugene		S	9		
O. Lee		D	8		
Benny		S	6		
Bert		S	4		
Linda		Bo	38		

FORM 11-229

1910 CENSUS INDEX - FAMILY

U. S. DEPARTMENT OF COMMERCE
BUREAU OF THE CENSUS

TEXAS

W314		HEAD OF FAMILY		E.D.	SHEET
31 White Oak, Shiner				26	25
COLOR	AGE	BIRTHPLACE		VOL.	
W	26	S.C.		1	22
COUNTY	CITY				
	Cass				
OTHER MEMBERS OF FAMILY					
	NAME	RELATIONSHIP	AGE	BIRTHPLACE	
	Winn	W	23	Ala.	
	Conrad	D	3		
	Conrad	D	1 1/2		

FORM 10 636

1910 CENSUS INDEX - FAMILY

U. S. DEPARTMENT OF COMMERCE
BUREAU OF THE CENSUS

TEXAS

W 314	NAME OF INDIVIDUAL Whitfield Sarah B		E.D. 84	SHEET 136
COLOR W	AGE 82	BIRTHPLACE Tenn	VOL. 101	
COUNTY Medina		CITY Devine		
ENUMERATED WITH Whitfield Lena B				
RELATIONSHIP TO ABOVE				
<input type="checkbox"/> SON	<input type="checkbox"/> NEPHEW	<input type="checkbox"/> STEPSON		
<input type="checkbox"/> DAUGHTER	<input type="checkbox"/> NIECE	<input type="checkbox"/> STEPDAUGHTER		
<input type="checkbox"/> BROTHER	<input type="checkbox"/> FATHER-IN-LAW	<input type="checkbox"/> COUSIN		
<input type="checkbox"/> SISTER	<input type="checkbox"/> MOTHER-IN-LAW	<input type="checkbox"/> HIRED MAN		
<input type="checkbox"/> FATHER	<input type="checkbox"/> SON-IN-LAW	<input type="checkbox"/> ROOMER		
<input checked="" type="checkbox"/> MOTHER	<input type="checkbox"/> DAUGHTER-IN-LAW	<input type="checkbox"/> SERVANT		
<input type="checkbox"/> GRANDSON	<input type="checkbox"/> BROTHER-IN-LAW	<input type="checkbox"/> OTHER (Specify)		
<input type="checkbox"/> GRANDDAUGHTER	<input type="checkbox"/> SISTER-IN-LAW			
<input type="checkbox"/> GRANDCHILD	<input type="checkbox"/> ORPHAN			

FORM 10 637
1910 CENSUS INDEX - INDIVIDUAL

U. S. DEPARTMENT OF COMMERCE
BUREAU OF THE CENSUS

TEXAS

W. 314	NAME OF INDIVIDUAL <i>Whitfield Sarah</i>		E.S. <i>36</i>	SHEET <i>17</i>
COLOR <i>W</i>	AGE <i>87</i>	BIRTHPLACE <i>Texas</i>	VOL. <i>37</i>	
COUNTY <i>Dallas</i>		CITY		
ENUMERATED WITH <i>Calanan Lafayette P.</i>				
RELATIONSHIP TO ABOVE				
<input type="checkbox"/> SON	<input type="checkbox"/> NEPHEW	<input type="checkbox"/> STEPSON		
<input type="checkbox"/> DAUGHTER	<input type="checkbox"/> NIECE	<input type="checkbox"/> STEPDAUGHTER		
<input type="checkbox"/> BROTHER	<input type="checkbox"/> BROTHER-IN-LAW	<input type="checkbox"/> COUSIN		
<input type="checkbox"/> SISTER	<input checked="" type="checkbox"/> SISTER-IN-LAW	<input type="checkbox"/> UNCLE		
<input type="checkbox"/> SISTER-IN-LAW	<input type="checkbox"/> CHILD	<input type="checkbox"/> AUNT		
<input type="checkbox"/> FATHER	<input type="checkbox"/> GRANDCHILD	<input type="checkbox"/> GRANDSON		
<input type="checkbox"/> MOTHER	<input type="checkbox"/> GRANDCHILD	<input type="checkbox"/> GRANDDAUGHTER		
<input type="checkbox"/> MOTHER-IN-LAW	<input type="checkbox"/> GRANDCHILD	<input type="checkbox"/> GRANDSON		
<input type="checkbox"/> MOTHER-IN-LAW	<input type="checkbox"/> GRANDCHILD	<input type="checkbox"/> GRANDDAUGHTER		

Form 11-37
1910 CENSUS INDEX - INDIVIDUAL

U. S. DEPARTMENT OF COMMERCE
BUREAU OF THE CENSUS

TEXAS

W314	NAME OF INDIVIDUAL Whitfield Sarah		E.D. 127	SHEET 101
COLOR B	AGE 41	BIRTHPLACE	VOL. 47	
COUNTY Elm		CITY		
ENUMERATED WITH Piggins Zachariah				
RELATIONSHIP TO ABOVE				
<input type="checkbox"/> SON	<input type="checkbox"/> NEPHEW	<input type="checkbox"/> STEPSON		
<input type="checkbox"/> DAUGHTER	<input type="checkbox"/> NIECE	<input type="checkbox"/> STEPDAUGHTER		
<input type="checkbox"/> BROTHER	<input type="checkbox"/> FATHER-IN-LAW	<input type="checkbox"/> COUSIN		
<input type="checkbox"/> SISTER	<input checked="" type="checkbox"/> MOTHER-IN-LAW	<input type="checkbox"/> HIRED MAN		
<input type="checkbox"/> FATHER	<input type="checkbox"/> SON-IN-LAW	<input type="checkbox"/> ROOMER		
<input type="checkbox"/> MOTHER	<input type="checkbox"/> DAUGHTER-IN-LAW	<input type="checkbox"/> SERVANT		
<input type="checkbox"/> GRANDSON	<input type="checkbox"/> BROTHER-IN-LAW	<input type="checkbox"/> OTHER (Specify)		
<input type="checkbox"/> GRANDDAUGHTER	<input type="checkbox"/> SISTER-IN-LAW			
<input type="checkbox"/> GRANDCHILD	<input type="checkbox"/> ORPHAN			

FORM 10-637

- 1910 CENSUS INDEX - INDIVIDUAL

U S DEPARTMENT OF COMMERCE
BUREAU OF THE CENSUS

TEXAS

W314	HEAD OF FAMILY Whitfield, Sarah		E.D. 80	SHEET 247
COLOR B	AGE 34	BIRTHPLACE	VOL. 90	
COUNTY LIVING		CITY Paris		
OTHER MEMBERS OF FAMILY				
NAME	RELATIONSHIP	AGE	BIRTHPLACE	
Living alone				

FORM 10-636

1910. CENSUS INDEX - FAMILY

U.S. DEPARTMENT OF COMMERCE
BUREAU OF THE CENSUS

TEXAS

NAME OF INDIVIDUAL <i>Whitefield Sarah</i>		P.B. NO. <i>7122</i>	
COLOR <i>W</i>	AGE <i>67</i>	BIRTH PLACE <i>Pa.</i>	COUNTY <i>93</i>
COUNTY <i>LEWIS</i>		CITY	
ENUMERATED WITH <i>Johnson Robert</i>			
RELATIONSHIP TO ABOVE			
<input type="checkbox"/> SON	<input type="checkbox"/> NEPHEW	<input type="checkbox"/> STEPSON	
<input type="checkbox"/> DAUGHTER	<input type="checkbox"/> NIECE	<input type="checkbox"/> STEPDAUGHTER	
<input type="checkbox"/> BROTHER	<input type="checkbox"/> FATHER-IN-LAW	<input type="checkbox"/> COUSIN	
<input type="checkbox"/> SISTER	<input checked="" type="checkbox"/> MOTHER-IN-LAW	<input type="checkbox"/> HIRED MAN	
<input type="checkbox"/> FATHER	<input type="checkbox"/> SON-IN-LAW	<input type="checkbox"/> ROOMER	
<input type="checkbox"/> MOTHER	<input type="checkbox"/> DAUGHTER-IN-LAW	<input type="checkbox"/> SERVANT	
<input type="checkbox"/> GRANDSON	<input type="checkbox"/> BROTHER-IN-LAW	<input type="checkbox"/> OTHER (Specify)	
<input type="checkbox"/> GRANDDAUGHTER	<input checked="" type="checkbox"/> SISTER-IN-LAW		
<input type="checkbox"/> GRANDCHILD	<input type="checkbox"/> ORPHAN		

FORM 10-637
1910 CENSUS INDEX - INDIVIDUAL

U. S. DEPARTMENT OF COMMERCE
BUREAU OF THE CENSUS

TEXAS

..w 314	HEAD OF FAMILY		Whitehead Samuel H	E.D.	SHEET
COLOR	AGE	BIRTHPLACE		VOL.	
W	54	Ala		1	
COUNTY	Anderson		CITY		
OTHER MEMBERS OF FAMILY					
	NAME	RELATIONSHIP	AGE	BIRTHPLACE	
	Larsh J.	w	52	Ala	
	Mary	w	38		
	Rodney	F	39		
	Jessamine	w	30		
	Howell Fred	w	18		

FORM 10-636
1910 CENSUS INDEX - FAMILY

U. S. DEPARTMENT OF COMMERCE
BUREAU OF THE CENSUS

TEXAS

W314		HEAD OF FAMILY		E.O.	SHEET
COLOR	AGE	BIRTHPLACE		54	272
13	28			VOL.	12
COUNTY			CITY		
Texas			San Antonio		
OTHER MEMBERS OF FAMILY					
NAME		RELATIONSHIP	AGE	BIRTHPLACE	
1. [Handwritten Name]		[Handwritten]	25		

FORM 10-236
1910 CENSUS INDEX - FAMILY

U.S. DEPARTMENT OF COMMERCE
BUREAU OF THE CENSUS

TEXAS

TEXAS

W314	HEAD OF FAMILY Whitfield, Sam C.		E.D. 12	SHEET 12
COLOR Mex	AGE 64	BIRTHPLACE	VOL. 14	
COUNTY Bowling		CITY		
OTHER MEMBERS OF FAMILY.				
NAME		RELATION- SHIP	AGE	BIRTHPLACE
Samuel		W	37	Ark
John L.		S	15	
Charles		S	14	
Richard		S	12	
John		S	10	
Russell J		S	8	
Lena		S	6	

FORM 10-232A

1910 CENSUS INDEX - INDIVIDUAL

U. S. DEPARTMENT OF COMMERCE
BUREAU OF THE CENSUS

TEXAS

W314	NAME OF INDIVIDUAL <i>Whitfield Sam</i>		E.D. <i>183</i>	SHEET <i>9</i>
COLOR <i>W</i>	AGE <i>14</i>	BIRTHPLACE	VOL. <i>106</i>	
COUNTY <i>Moores</i>		CITY		
ENUMERATED WITH <i>Watkins Lee B.</i>				
RELATIONSHIP TO ABOVE <i>app.s.s.</i>				
<input checked="" type="checkbox"/> SON	<input type="checkbox"/> NEPHEW	<input type="checkbox"/> STEPSON		
<input type="checkbox"/> DAUGHTER	<input type="checkbox"/> NIECE	<input type="checkbox"/> STEPDAUGHTER		
<input type="checkbox"/> BROTHER	<input type="checkbox"/> FATHER-IN-LAW	<input type="checkbox"/> COUSIN		
<input type="checkbox"/> SISTER	<input type="checkbox"/> MOTHER-IN-LAW	<input type="checkbox"/> HIRED MAN		
<input type="checkbox"/> FATHER	<input type="checkbox"/> SON-IN-LAW	<input type="checkbox"/> ROOMER		
<input type="checkbox"/> MOTHER	<input type="checkbox"/> DAUGHTER-IN-LAW	<input type="checkbox"/> SERVANT		
<input type="checkbox"/> GRANDSON	<input type="checkbox"/> BROTHER-IN-LAW	<input type="checkbox"/> OTHER (Specify)		
<input type="checkbox"/> GRANDDAUGHTER	<input type="checkbox"/> SISTER-IN-LAW			
<input type="checkbox"/> GRANDCHILD	<input type="checkbox"/> ORPHAN			

FORM 10-637

1910 CENSUS INDEX - INDIVIDUAL

U. S. DEPARTMENT OF COMMERCE
BUREAU OF THE CENSUS

TEXAS

W314	HEAD OF FAMILY Whitfield Sam		E.O. 55	SHEET 132
COLOR B	AGE 27	BIRTHPLACE NC	DL. 102	
COUNTY Milam		CITY		
OTHER MEMBERS OF FAMILY				
NAME		RELATIONSHIP	AGE	BIRTHPLACE
Estice W		W	28	
Lester W		S	7	
Lester O		O	5	

FORM 10 636

1910 CENSUS INDEX - FAMILY

U. S. DEPARTMENT OF COMMERCE
BUREAU OF THE CENSUS

TEXAS

W374	NAME OF INDIVIDUAL <i>Whitfield Sally</i>		E.O. <i>6</i>	SHEET <i>11</i>
COLOR <i>B</i>	AGE <i>20</i>	BIRTHPLACE	VOL. <i>3</i>	
COUNTY <i>Austin</i>		CITY		
ENUMERATED WITH <i>Fischel Molly</i>				
RELATIONSHIP TO ABOVE				
<input type="checkbox"/> SON	<input type="checkbox"/> NEPHEW	<input type="checkbox"/> STEPSON		
<input type="checkbox"/> DAUGHTER	<input type="checkbox"/> NIECE	<input type="checkbox"/> STEPDAUGHTER		
<input type="checkbox"/> BROTHER	<input type="checkbox"/> FATHER-IN-LAW	<input type="checkbox"/> COUSIN		
<input type="checkbox"/> SISTER	<input type="checkbox"/> MOTHER-IN-LAW	<input type="checkbox"/> HIRED MAN		
<input type="checkbox"/> FATHER	<input type="checkbox"/> SON-IN-LAW	<input type="checkbox"/> ROOMER		
<input type="checkbox"/> MOTHER	<input type="checkbox"/> DAUGHTER-IN-LAW	<input checked="" type="checkbox"/> SERVANT		
<input type="checkbox"/> GRANDSON	<input type="checkbox"/> BROTHER-IN-LAW	<input type="checkbox"/> OTHER (Specify)		
<input type="checkbox"/> GRANDDAUGHTER	<input type="checkbox"/> SISTER-IN-LAW			
<input type="checkbox"/> GRANDCHILD	<input type="checkbox"/> ORPHAN			

FORM 10-637
1910 CENSUS INDEX - INDIVIDUAL

U. S. DEPARTMENT OF COMMERCE
BUREAU OF THE CENSUS

TEXAS

11 311		HEAD OF FAMILY		E.D.	SHEET
		<i>W. H. Field</i>		<i>138</i>	<i>40</i>
COLOR	AGE	BIRTHPLACE		VOL.	
<i>B</i>	<i>30</i>	<i>La</i>		<i>135</i>	
COUNTY			CITY		
<i>Titus</i>					
OTHER MEMBERS OF FAMILY					
NAME		RELATIONSHIP	AGE	BIRTHPLACE	
<i>W. H. Field</i>		<i>H</i>	<i>16</i>		

FORM 10-636
 1910 CENSUS INDEX - FAMILY

U.S. DEPARTMENT OF COMMERCE
 BUREAU OF THE CENSUS

24314		HEAD OF FAMILY		TEXAS	
COLOR	W	AGE	53	BIRTHPLACE	Sweden
COUNTY	Colorado			CITY	
		E.D.	19	SHEET	21
		VOL.	28		
OTHER MEMBERS OF FAMILY					
NAME	RELATIONSHIP	AGE	BIRTHPLACE		
1 Peter	B	43			
Virginia	W	37			

FORM 10 636
1910 CENSUS INDEX - FAMILY

U.S. DEPARTMENT OF COMMERCE
BUREAU OF THE CENSUS

TEXAS

W314	HEAD OF FAMILY Whitfield S.		E.D. 116	SHEET 72
COLOR B	AGE 152	BIRTHPLACE		VOL. 70
COUNTY 1	Harris		CITY	
OTHER MEMBERS OF FAMILY				
NAME		RELATIONSHIP	AGE	BIRTHPLACE
Annie		W	38	
Lucinda		D	21	
Henry		S	16	
Simon		S	15	
Groves		S	13	
Wanda		S	12	
Willie		S	9	

FORM 10-636A

1910 CENSUS INDEX - INDIVIDUAL

U. S. DEPARTMENT OF COMMERCE
BUREAU OF THE CENSUS

TEXAS

NAME OF INDIVIDUAL <i>Richard Simpson</i>		SEX <i>M</i>	RACE <i>W</i>			
DATE OF BIRTH <i>1-18-18</i>	BIRTHPLACE <i>Washington</i>	CITY <i>Washington</i>				
COUNTY <i>Washington</i>	ENUMERATED WITH <i>Richard Simpson</i>					
RELATIONSHIP TO ABOVE <i>Self</i>						
<table border="0"> <tr> <td> <input type="checkbox"/> Male <input type="checkbox"/> Female <input type="checkbox"/> Single <input type="checkbox"/> Married <input type="checkbox"/> Widowed <input type="checkbox"/> Divorced <input type="checkbox"/> Separated <input type="checkbox"/> Other </td> <td> <input type="checkbox"/> Never <input type="checkbox"/> Presently <input type="checkbox"/> Formerly <input type="checkbox"/> Never <input type="checkbox"/> Presently <input type="checkbox"/> Formerly <input type="checkbox"/> Never <input type="checkbox"/> Presently <input type="checkbox"/> Formerly </td> <td> <input type="checkbox"/> Never <input type="checkbox"/> Presently <input type="checkbox"/> Formerly <input type="checkbox"/> Never <input type="checkbox"/> Presently <input type="checkbox"/> Formerly <input type="checkbox"/> Never <input type="checkbox"/> Presently <input type="checkbox"/> Formerly </td> </tr> </table>				<input type="checkbox"/> Male <input type="checkbox"/> Female <input type="checkbox"/> Single <input type="checkbox"/> Married <input type="checkbox"/> Widowed <input type="checkbox"/> Divorced <input type="checkbox"/> Separated <input type="checkbox"/> Other	<input type="checkbox"/> Never <input type="checkbox"/> Presently <input type="checkbox"/> Formerly <input type="checkbox"/> Never <input type="checkbox"/> Presently <input type="checkbox"/> Formerly <input type="checkbox"/> Never <input type="checkbox"/> Presently <input type="checkbox"/> Formerly	<input type="checkbox"/> Never <input type="checkbox"/> Presently <input type="checkbox"/> Formerly <input type="checkbox"/> Never <input type="checkbox"/> Presently <input type="checkbox"/> Formerly <input type="checkbox"/> Never <input type="checkbox"/> Presently <input type="checkbox"/> Formerly
<input type="checkbox"/> Male <input type="checkbox"/> Female <input type="checkbox"/> Single <input type="checkbox"/> Married <input type="checkbox"/> Widowed <input type="checkbox"/> Divorced <input type="checkbox"/> Separated <input type="checkbox"/> Other	<input type="checkbox"/> Never <input type="checkbox"/> Presently <input type="checkbox"/> Formerly <input type="checkbox"/> Never <input type="checkbox"/> Presently <input type="checkbox"/> Formerly <input type="checkbox"/> Never <input type="checkbox"/> Presently <input type="checkbox"/> Formerly	<input type="checkbox"/> Never <input type="checkbox"/> Presently <input type="checkbox"/> Formerly <input type="checkbox"/> Never <input type="checkbox"/> Presently <input type="checkbox"/> Formerly <input type="checkbox"/> Never <input type="checkbox"/> Presently <input type="checkbox"/> Formerly				

1910 CENSUS INDEX INDIVIDUAL

DEPARTMENT OF COMMERCE

TEXAS

W314	NAME OF INDIVIDUAL Whitfield Row E		E.D. 98	SHEET 196
COLOR W	AGE 19	BIRTHPLACE Va	VOL. 91	
COUNTY Lamar		CITY		
ENUMERATED WITH Sparks Alex				
RELATIONSHIP TO ABOVE				
<input checked="" type="checkbox"/> SON	<input type="checkbox"/> NEPHEW	<input type="checkbox"/> STEPSON		
<input type="checkbox"/> DAUGHTER	<input type="checkbox"/> NIECE	<input type="checkbox"/> STEPDAUGHTER		
<input type="checkbox"/> BROTHER	<input type="checkbox"/> FATHER-IN-LAW	<input type="checkbox"/> COUSIN		
<input type="checkbox"/> SISTER	<input type="checkbox"/> MOTHER-IN-LAW	<input type="checkbox"/> HIRED MAN		
<input type="checkbox"/> FATHER	<input type="checkbox"/> SON-IN-LAW	<input type="checkbox"/> ROOMER		
<input type="checkbox"/> MOTHER	<input type="checkbox"/> DAUGHTER-IN-LAW	<input type="checkbox"/> SERVANT		
<input type="checkbox"/> GRANDSON	<input type="checkbox"/> BROTHER-IN-LAW	<input type="checkbox"/> OTHER (Specify)		
<input type="checkbox"/> GRANDDAUGHTER	<input type="checkbox"/> SISTER-IN-LAW			
<input type="checkbox"/> GRANDCHILD	<input type="checkbox"/> ORP. MAN			

FORM 10-637
1910 CENSUS INDEX - INDIVIDUAL

U. S. DEPARTMENT OF COMMERCE
BUREAU OF THE CENSUS

TEX 13

W314	NAME OF INDIVIDUAL <i>Whitfield Rosie</i>		S.D. 105	SHEET 256
COLOR <i>B</i>	AGE <i>12</i>	BIRTHPLACE	VOL. <i>99</i>	
COUNTY <i>McLennan</i>		CITY		
ENUMERATED WITH <i>Parker John</i>				
RELATIONSHIP TO ABOVE				
<input type="checkbox"/> SON	<input type="checkbox"/> NEPHEW	<input type="checkbox"/> STEPSON		
<input checked="" type="checkbox"/> DAUGHTER	<input type="checkbox"/> NIECE	<input type="checkbox"/> STEPDAUGHTER		
<input type="checkbox"/> BROTHER	<input type="checkbox"/> FATHER-IN-LAW	<input type="checkbox"/> COUSIN		
<input type="checkbox"/> SISTER	<input type="checkbox"/> MOTHER-IN-LAW	<input type="checkbox"/> HIRED MAN		
<input type="checkbox"/> FATHER	<input type="checkbox"/> SON-IN-LAW	<input type="checkbox"/> ROOMER		
<input type="checkbox"/> MOTHER	<input type="checkbox"/> DAUGHTER-IN-LAW	<input type="checkbox"/> SERVANT		
<input type="checkbox"/> GRANDSON	<input type="checkbox"/> BROTHER-IN-LAW	<input type="checkbox"/> OTHER (Specify)		
<input type="checkbox"/> GRANDDAUGHTER	<input type="checkbox"/> SISTER-IN-LAW			
<input type="checkbox"/> GRANDCHILD	<input type="checkbox"/> ORPHAN			

FORM 10 637
1910 CENSUS INDEX - INDIVIDUAL

U. S. DEPARTMENT OF COMMERCE
BUREAU OF THE CENSUS

TEXAS

10314	NAME OF INDIVIDUAL <i>W. L. Field Rosetta</i>		E.D. <i>76</i>	SHEET <i>57</i>
COLOR <i>W</i>	AGE <i>24</i>	BIRTHPLACE	VOL. <i>83</i>	
COUNTY <i>Jefferson</i>		CITY <i>Beaumont</i>		
ENUMERATED WITH <i>Herbert Morris</i>				
RELATIONSHIP TO ABOVE				
<input type="checkbox"/> SON	<input type="checkbox"/> NEPHEW	<input type="checkbox"/> STEPSON		
<input type="checkbox"/> DAUGHTER	<input type="checkbox"/> NIECE	<input type="checkbox"/> STEPDAUGHTER		
<input type="checkbox"/> BROTHER	<input type="checkbox"/> FATHER-IN-LAW	<input type="checkbox"/> COUSIN		
<input type="checkbox"/> SISTER	<input type="checkbox"/> MOTHER-IN-LAW	<input type="checkbox"/> HIRED MAN		
<input type="checkbox"/> FATHER	<input type="checkbox"/> SON-IN-LAW	<input checked="" type="checkbox"/> ROOMER		
<input checked="" type="checkbox"/> MOTHER	<input type="checkbox"/> DAUGHTER-IN-LAW	<input type="checkbox"/> SERVANT		
<input type="checkbox"/> GRANDSON	<input type="checkbox"/> BROTHER-IN-LAW	<input type="checkbox"/> OTHER (Specify)		
<input type="checkbox"/> GRANDDAUGHTER	<input type="checkbox"/> SISTER-IN-LAW			
<input type="checkbox"/> GRANDCHILD	<input type="checkbox"/> ORPHAN			

FORM 10 637
1910 CENSUS INDEX - INDIVIDUAL

U S DEPARTMENT OF COMMERCE
BUREAU OF THE CENSUS

TEXAS

W314	HEAD OF FAMILY Whitfield Roy		E.D. 19	SHEET 10
COLOR W	AGE 31	BIRTHPLACE Ala	VOL. 27	
COUNTY	Collin		CITY	
OTHER MEMBERS OF FAMILY				
	NAME	RELATIONSHIP	AGE	BIRTHPLACE
	Mary	W	27	Ala
	W. Mary	S	6	
	Eva	D	3	
	Walter	S	1/2	
	Acie	B	30	

FORM 10 536

1910 CENSUS INDEX - FAMILY

U. S. DEPARTMENT OF COMMERCE
BUREAU OF THE CENSUS

TEXAS

10 314	HEAD OF FAMILY		E.D.	SHEET
	W. Whitfield Robert O.		7	8
COLOR	AGE	BIRTHPLACE	VOL.	
W	39	Ark	7	
COUNTY	Bell.		CITY	
			W. Whitfield	
OTHER MEMBERS OF FAMILY				
NAME		RELATIONSHIP	AGE	BIRTHPLACE

FORM 10-636
1910 CENSUS INDEX - FAMILY

U. S. DEPARTMENT OF COMMERCE
BUREAU OF THE CENSUS

TEXAS

1012/21		HEAD OF FAMILY		S. D.	SHEET
W. J. [unclear], Robert [unclear]		[unclear]		46	107
COLOR	AGE	BIRTHPLACE		VOL.	
W.	11	[unclear]		41	
COUNTY	CITY				
	LON				
OTHER MEMBERS OF FAMILY					
NAME		RELATIONSHIP	AGE	BIRTHPLACE	
[unclear]		W.	52		
[unclear]		D.	16		
[unclear]		D.	14		
[unclear]			11		

1910 CENSUS INDEX FAMILY

U. S. DEPARTMENT OF COMMERCE
BUREAU OF THE CENSUS

TEXAS

6314	HEAD OF FAMILY Whitfield Robert H		E.D. 26	SHEET 10
COLOR W	AGE 27	BIRTHPLACE -		VOL. 30
COUNTY Concho		CITY		
OTHER MEMBERS OF FAMILY				
NAME		RELATION- SHIP	AGE	BIRTHPLACE
Minnie		W	30	
Lillian L		B	29	

FORM 10 838

1910 CENSUS INDEX - FAMILY

U.S. DEPARTMENT OF COMMERCE
BUREAU OF THE CENSUS

TEXAS

W3/4	HEAD OF FAMILY Winfield Robert B		E.D. 30	SHEET 14
COLOR W	AGE 33	BIRTHPLACE Ga	VOL. 22	
COUNTY -	Cass		CITY	
OTHER MEMBERS OF FAMILY				
NAME		RELATIONSHIP	AGE	BIRTHPLACE
Julia		W	50	Ga.
Sewant Kate R		Da	8	

FORM 10-636
1910 CENSUS INDEX - FAMILY

U. S. DEPARTMENT OF COMMERCE
BUREAU OF THE CENSUS

TEXAS

W314		NAME OF INDIVIDUAL Walter Field Robert		S. B. 89	SHEET 46
COLOR W	AGE 19	BIRTHPLACE		VOL. 89	
COUNTY Jefferson			CITY		
ENUMERATED WITH					
RELATIONSHIP TO ABOVE					
<input type="checkbox"/> SELF	<input type="checkbox"/> HUSBAND	<input type="checkbox"/> WIFE	<input type="checkbox"/> FATHER-IN-LAW	<input type="checkbox"/> GRANDFATHER	<input type="checkbox"/> OTHER (Specify)
<input type="checkbox"/> WIFE	<input type="checkbox"/> SON	<input type="checkbox"/> DAUGHTER	<input type="checkbox"/> BROTHER-IN-LAW	<input type="checkbox"/> GRANDSON	<input type="checkbox"/> GRANDDAUGHTER
<input type="checkbox"/> FATHER	<input type="checkbox"/> DAUGHTER	<input type="checkbox"/> SON	<input type="checkbox"/> BROTHER	<input type="checkbox"/> GRANDCHILD	
<input type="checkbox"/> MOTHER	<input type="checkbox"/> GRANDFATHER	<input type="checkbox"/> GRANDMOTHER	<input type="checkbox"/> GRANDCHILD		
<input type="checkbox"/> GRANDSON	<input type="checkbox"/> GRANDDAUGHTER	<input type="checkbox"/> GRANDCHILD			
<input type="checkbox"/> GRANDCHILD					

FORM 10 637
1910 CENSUS INDEX - INDIVIDUAL

U S DEPARTMENT OF COMMERCE
BUREAU OF THE CENSUS

TEXAS

w 314		NAME OF INDIVIDUAL <i>Whitfield Robert</i>		E.D. <i>77</i>	SHEET <i>182</i>
COLOR <i>B</i>	AGE <i>20</i>	BIRTHPLACE		VOL. <i>83</i>	
COUNTY <i>Jefferson</i>			CITY <i>Beaumont</i>		
ENUMERATED WITH <i>Whitfield Cassie</i>					
RELATIONSHIP TO ABOVE					
<input type="checkbox"/> SON	<input type="checkbox"/> NEPHEW	<input type="checkbox"/> STEPSON			
<input type="checkbox"/> DAUGHTER	<input type="checkbox"/> NIECE	<input type="checkbox"/> STEPDAUGHTER			
<input checked="" type="checkbox"/> BROTHER	<input type="checkbox"/> FATHER-IN-LAW	<input type="checkbox"/> COUSIN			
<input type="checkbox"/> SISTER	<input type="checkbox"/> MOTHER-IN-LAW	<input type="checkbox"/> HIRED MAN			
<input type="checkbox"/> FATHER	<input type="checkbox"/> SON-IN-LAW	<input type="checkbox"/> ROOMER			
<input type="checkbox"/> MOTHER	<input type="checkbox"/> DAUGHTER-IN-LAW	<input type="checkbox"/> SERVANT			
<input type="checkbox"/> GRANDSON	<input type="checkbox"/> BROTHER-IN-LAW	<input type="checkbox"/> OTHER (<i>Specify</i>)			
<input type="checkbox"/> GRANDDAUGHTER	<input type="checkbox"/> SISTER-IN-LAW				
<input type="checkbox"/> GRANDCHILD	<input type="checkbox"/> ORPHAN				

FORM 10 837

1910 CENSUS INDEX - INDIVIDUAL

U S DEPARTMENT OF COMMERCE
BUREAU OF THE CENSUS

TEXAS

WB14-	NAME OF INDIVIDUAL <i>Whitfield Robert</i>		E.D. <i>99</i>	SHEET <i>40</i>
COLOR <i>W</i>	AGE <i>15</i>	BIRTHPLACE	VOL. <i>68</i>	
COUNTY <i>Harris</i>		CITY <i>Houston</i>		
ENUMERATED WITH <i>Del Home L C</i>				
RELATIONSHIP TO ABOVE				
<input type="checkbox"/> SON	<input checked="" type="checkbox"/> NEPHEW	<input checked="" type="checkbox"/> STEPSON		
<input type="checkbox"/> DAUGHTER	<input type="checkbox"/> NIECE	<input type="checkbox"/> STEPDAUGHTER		
<input type="checkbox"/> BROTHER	<input type="checkbox"/> FATHER-IN-LAW	<input type="checkbox"/> COUSIN		
<input type="checkbox"/> SISTER	<input type="checkbox"/> MOTHER-IN-LAW	<input type="checkbox"/> HIRED MAN		
<input type="checkbox"/> FATHER	<input type="checkbox"/> SON-IN-LAW	<input type="checkbox"/> ROOMER		
<input type="checkbox"/> MOTHER	<input type="checkbox"/> DAUGHTER-IN-LAW	<input type="checkbox"/> SERVANT		
<input type="checkbox"/> GRANDSON	<input type="checkbox"/> BROTHER-IN-LAW	<input type="checkbox"/> OTHER (Specify)		
<input type="checkbox"/> GRANDDAUGHTER	<input type="checkbox"/> SISTER-IN-LAW			
<input type="checkbox"/> GRANDCHILD	<input type="checkbox"/> ORPHAN			

FORM 10-637
1910 CENSUS INDEX - INDIVIDUAL

U. S. DEPARTMENT OF COMMERCE
BUREAU OF THE CENSUS

TEXAS

NAME OF INDIVIDUAL H. H. Kaufm.		SEX M	AGE 37
COUNTY Kaufm.		CITY Dallas	
ENUMERATED WITH Wife, children & grandchildren			
RELATIONSHIP TO ABOVE			
<input type="checkbox"/> SON	<input type="checkbox"/> NEPHEW	<input type="checkbox"/> STEPSON	
<input type="checkbox"/> DAUGHTER	<input type="checkbox"/> NIECE	<input type="checkbox"/> STEPDAUGHTER	
<input type="checkbox"/> BROTHER	<input type="checkbox"/> FATHER-IN-LAW	<input type="checkbox"/> COUSIN	
<input type="checkbox"/> SISTER	<input type="checkbox"/> MOTHER-IN-LAW	<input type="checkbox"/> HIRED MAN	
<input type="checkbox"/> FATHER	<input type="checkbox"/> SON-IN-LAW	<input type="checkbox"/> ROOMER	
<input type="checkbox"/> MOTHER	<input type="checkbox"/> DAUGHTER-IN-LAW	<input checked="" type="checkbox"/> SERVANT	
<input type="checkbox"/> GRANDSON	<input type="checkbox"/> BROTHER-IN-LAW	<input type="checkbox"/> OTHER (Specify)	
<input type="checkbox"/> GRANDDAUGHTER	<input type="checkbox"/> SISTER-IN-LAW		
<input type="checkbox"/> GRANDCHILD	<input type="checkbox"/> ORPHAN		

FORM 10 637
1910 CENSUS INDEX - INDIVIDUAL

U. S. DEPARTMENT OF COMMERCE
BUREAU OF THE CENSUS

TEXAS

10' 3/4	HEAD OF FAMILY		E.O.	SHEET
	H. H. [unclear] [unclear]		753	162
COLOR	AGE	BIRTHPLACE	VOL.	
	57	[unclear]	89	
COUNTY.	CITY			
Knox				
OTHER MEMBERS OF FAMILY				
NAME	RELATIONSHIP	AGE	BIRTHPLACE	
[unclear]	W	57	[unclear]	

FORM 1-1-34

1910 CENSUS INDEX - FAMILY

U. S. DEPARTMENT OF COMMERCE
BUREAU OF THE CENSUS

TEXAS

W314	NAME OF INDIVIDUAL Whitfield - Richard		E.O. 100	SHEET 303
COLOR W	AGE 22	BIRTHPLACE Ala	VOL. 99	
COUNTY McL...		CITY		
ENUMERATED WITH Youngblood Julia H.				
RELATIONSHIP TO ABOVE				
<input type="checkbox"/> SON	<input type="checkbox"/> NEPHEW	<input type="checkbox"/> STEPSON		
<input type="checkbox"/> DAUGHTER	<input type="checkbox"/> NIECE	<input type="checkbox"/> STEPDAUGHTER		
<input type="checkbox"/> BROTHER	<input type="checkbox"/> FATHER-IN-LAW	<input type="checkbox"/> COUSIN		
<input type="checkbox"/> SISTER	<input type="checkbox"/> MOTHER-IN-LAW	<input checked="" type="checkbox"/> HIRED MAN		
<input type="checkbox"/> FATHER	<input type="checkbox"/> SON-IN-LAW	<input type="checkbox"/> ROOMER		
<input type="checkbox"/> MOTHER	<input type="checkbox"/> DAUGHTER-IN-LAW	<input type="checkbox"/> SERVANT		
<input type="checkbox"/> GRANDSON	<input type="checkbox"/> BROTHER-IN-LAW	<input type="checkbox"/> OTHER (Specify)		
<input type="checkbox"/> GRANDDAUGHTER	<input type="checkbox"/> SISTER-IN-LAW			
<input type="checkbox"/> GRANDCHILD	<input type="checkbox"/> ORPHAN			

FORM 10-637

1910 CENSUS INDEX - INDIVIDUAL

U. S. DEPARTMENT OF COMMERCE
BUREAU OF THE CENSUS

TEXAS

LV 314	HEAD OF FAMILY		E.D.	SHEET
COLOR	AGE	BIRTHPLACE	VOL.	
B	26	White field Newberry	102	55 134
COUNTY		CITY		
Milam				
OTHER MEMBERS OF FAMILY				
NAME		RELATIONSHIP	AGE	BIRTHPLACE
1. Josephine		W	30	

FORM TO 636

1910 CENSUS INDEX - FAMILY

U. S. DEPARTMENT OF COMMERCE
BUREAU OF THE CENSUS

TEXAS

W 314	NAME OF INDIVIDUAL <i>Wittilda Benie</i>		E.D. 22	SHEET 259
COLOR <i>W</i>	AGE <i>17</i>	BIRTHPLACE <i>sea</i>	VOL. 1 87	
COUNTY <i>Wauwata</i>	CITY			
ENUMERATED WITH <i>Read Clackey</i>				
RELATIONSHIP TO ABOVE				
<input type="checkbox"/> SON	<input type="checkbox"/> NEPHEW	<input type="checkbox"/> STEPSON		
<input type="checkbox"/> DAUGHTER	<input type="checkbox"/> NIECE	<input type="checkbox"/> STEPDAUGHTER		
<input type="checkbox"/> BROTHER	<input type="checkbox"/> FATHER-IN-LAW	<input type="checkbox"/> COUSIN		
<input type="checkbox"/> SISTER	<input type="checkbox"/> MOTHER-IN-LAW	<input type="checkbox"/> HIRED MAN		
<input type="checkbox"/> FATHER	<input type="checkbox"/> SON-IN-LAW	<input type="checkbox"/> ROOMER		
<input type="checkbox"/> MOTHER	<input type="checkbox"/> DAUGHTER-IN-LAW	<input type="checkbox"/> SERVANT		
<input type="checkbox"/> GRANDFATHER	<input type="checkbox"/> BROTHER-IN-LAW	<input type="checkbox"/> OTHER (Specify)		
<input type="checkbox"/> GRANDDAUGHTER	<input type="checkbox"/> SISTER-IN-LAW			
<input type="checkbox"/> GRANDCHILD	<input type="checkbox"/> SERVANT			

FORM 11037

1910 CENSUS INDEX - INDIVIDUAL

U.S. DEPARTMENT OF COMMERCE
BUREAU OF THE CENSUS

TEXAS

W314	HEAD OF FAMILY <i>Hoodfolk, Ransom</i>		E.O. 32	SHEET 2
COLOR <i>B.</i>	AGE 59	BIRTHPLACE <i>La.</i>	VOL. 28	
COUNTY <i>Colorado</i>	CITY			
OTHER MEMBERS OF FAMILY				
NAME		RELATIONSHIP	AGE	BIRTHPLACE
<i>Mauda</i>		<i>W</i>	<i>59</i>	
<i>Jimmy</i>		<i>D</i>	<i>16</i>	
<i>Edmond</i>		<i>S</i>	<i>14</i>	

FORM 10 636
1910 CENSUS INDEX - FAMILY

U.S. DEPARTMENT OF COMMERCE
BUREAU OF THE CENSUS

TEXAS

11314	HEAD OF FAMILY Whitfield Rachel		E.D. 6	SHEET 3
COLOR B	AGE 49	BIRTHPLACE Miss	VOL. 3	
COUNTY Austin		CITY		
OTHER MEMBERS OF FAMILY				
NAME		RELATIONSHIP	AGE	BIRTHPLACE
Mary Liza		D	33	
Mabel		S	28	
Estelle		D	15	

FORM 10-636
1910 CENSUS INDEX - FAMILY

U.S. DEPARTMENT OF COMMERCE
BUREAU OF THE CENSUS

TEXAS

10341		NAME OF INDIVIDUAL <i>W. Keithfield, Rachel</i>		E.D. <i>28</i>	SHEET <i>349</i>
COLOR <i>B</i>	AGE <i>41</i>	BIRTHPLACE <i>La</i>		VOL. <i>65</i>	
COUNTY <i>Hardin</i>		CITY			
ENUMERATED WITH <i>B. Knapf, Mrs. L. A.</i>					
RELATIONSHIP TO ABOVE					
<input type="checkbox"/> SON	<input type="checkbox"/> NEPHEW	<input type="checkbox"/> STEPSON			
<input type="checkbox"/> DAUGHTER	<input type="checkbox"/> NIECE	<input type="checkbox"/> STEPDAUGHTER			
<input type="checkbox"/> BROTHER	<input type="checkbox"/> FATHER-IN-LAW	<input type="checkbox"/> COUSIN			
<input type="checkbox"/> SISTER	<input type="checkbox"/> MOTHER-IN-LAW	<input type="checkbox"/> HIRED MAN			
<input type="checkbox"/> FATHER	<input type="checkbox"/> SON-IN-LAW	<input type="checkbox"/> ROOMER			
<input type="checkbox"/> MOTHER	<input type="checkbox"/> DAUGHTER-IN-LAW	<input checked="" type="checkbox"/> SERVANT			
<input type="checkbox"/> GRANDSON	<input type="checkbox"/> BROTHER-IN-LAW	<input type="checkbox"/> OTHER (Specify)			
<input type="checkbox"/> GRANDDAUGHTER	<input type="checkbox"/> SISTER-IN-LAW				
<input type="checkbox"/> GRANDCHILD	<input type="checkbox"/> ORPHAN				

FORM 10-637
1910 CENSUS INDEX - INDIVIDUALU. S. DEPARTMENT OF COMMERCE
BUREAU OF THE CENSUS

TEXAS

1314	HEAD OF FAMILY W. H. Hildreth R. F.		E.D. 718	SHEET 277
COLOR W	AGE 40	BIRTHPLACE -	VOL. 143	
COUNTY Williamson		CITY		
OTHER MEMBERS OF FAMILY				
NAME		RELATIONSHIP	AGE	BIRTHPLACE
Matthew		W	39	Tex
Eppie		D	16	
Tina		S	16	
Clara		D	12	
Ruby		D	11	
+ 1 Hm.				

FORM 10-636
1910 CENSUS INDEX - FAMILY

U. S. DEPARTMENT OF COMMERCE
BUREAU OF THE CENSUS

W 314		HEAD OF FAMILY		TEXAS	
COLOR	AGE	BIRTHPLACE		E.D.	SHEET
B	28	Whitfield Quitman		86	96
COUNTY			VOL.		
Denton			39		
			CITY		
			Pilot Point		
OTHER MEMBERS OF FAMILY					
NAME		RELATIONSHIP	AGE	BIRTHPLACE	
Madjeska		W	20		
Kama J		D	2		

FORM 10-636
 1910 CENSUS INDEX - FAMILY

U. S. DEPARTMENT OF COMMERCE
 BUREAU OF THE CENSUS

TEXAS

112314
 HEAD OF FAMILY *W. Britfield Cook*
 COLOR *W* AGE *39* BIRTHPLACE *Texas* S. B. *76* SHEET *987*
 COUNTY *Williamson* CITY *Quak* VOL. *142*

OTHER MEMBERS OF FAMILY

NAME	RELATIONSHIP	AGE	BIRTHPLACE
<i>Wife</i>	<i>W</i>	<i>37</i>	
<i>Child</i>	<i>D</i>	<i>16</i>	
<i>Child</i>	<i>S</i>	<i>14</i>	
<i>Child</i>	<i>S</i>	<i>11</i>	
<i>Child</i>	<i>D</i>	<i>8</i>	
<i>Child</i>	<i>S</i>	<i>6</i>	
<i>Child</i>	<i>S</i>	<i>5</i>	

PL 1111 10-23-22
1910 CENSUS INDEX - INDIVIDUAL

U. S. DEPARTMENT OF COMMERCE
BUREAU OF THE CENSUS

10-314		HEAD OF FAMILY		TEXAS	
COLOR	White	AGE	24	BIRTHPLACE	Leita
COUNTY	Erath	CITY		E.D.	33
				SHEET	157
				VOL.	88
OTHER MEMBERS OF FAMILY					
NAME		RELATIONSHIP	AGE	BIRTHPLACE	
Maud		w	22		

FORM 10-636
 1910 CENSUS INDEX - FAMILY

U.S. DEPARTMENT OF COMMERCE
 BUREAU OF THE CENSUS

TEXAS

	HEAD OF FAMILY W. H. Field		R.D. 36	SHEET 18
COLOR 13	AGE 44	BIRTHPLACE	VOL. 58	
COUNTY	Grimes		CITY	
OTHER MEMBERS OF FAMILY				
	NAME	RELATIONSHIP	AGE	BIRTHPLACE
	Field		18	
	Field		17	
	Field		13	
	Field		11	
	Field		1	
	Field		2	

FORM 10 530
1910 CENSUS INDEX - FAMILY

U S DEPARTMENT OF COMMERCE
BUREAU OF THE CENSUS

TEXAS

W374		NAME OF INDIVIDUAL Whitfield Peter		E.O. 19	SHEET 21
COLOR W	AGE 45	BIRTHPLACE		VOL. 28	
COUNTY Colorado			CITY		
ENUMERATED WITH Whitfield Sallie					
RELATIONSHIP TO ABOVE					
<input type="checkbox"/> SON	<input type="checkbox"/> NEPHEW	<input type="checkbox"/> STEPSON			
<input type="checkbox"/> DAUGHTER	<input type="checkbox"/> NIECE	<input type="checkbox"/> STEPDAUGHTER			
<input checked="" type="checkbox"/> MOTHER	<input type="checkbox"/> FATHER-IN-LAW	<input type="checkbox"/> COUSIN			
<input type="checkbox"/> SISTER	<input type="checkbox"/> MOTHER-IN-LAW	<input type="checkbox"/> HIRED MAN			
<input type="checkbox"/> FATHER	<input type="checkbox"/> SON-IN-LAW	<input type="checkbox"/> ROOMER			
<input type="checkbox"/> MOTHER	<input type="checkbox"/> DAUGHTER-IN-LAW	<input type="checkbox"/> SERVANT			
<input type="checkbox"/> GRANDSON	<input type="checkbox"/> BROTHER-IN-LAW	<input type="checkbox"/> OTHER (Specify)			
<input type="checkbox"/> GRANDDAUGHTER	<input type="checkbox"/> SISTER-IN-LAW				
<input type="checkbox"/> GRANDCHILD	<input type="checkbox"/> ORPHAN				

FORM 10-637
1910 CENSUS INDEX - INDIVIDUAL

U. S. DEPARTMENT OF COMMERCE
BUREAU OF THE CENSUS

TEXAS

W314	HEAD OF FAMILY		Whitfield Peter		E.D.	SHEET
COLOR	B	AGE	BIRTHPLACE	La	31	11
COUNTY	Cass		CITY		VOL. 22	
OTHER MEMBERS OF FAMILY						
NAME		RELATIONSHIP	AGE	BIRTHPLACE		
Living Alone						

FORM 10-636
1910 CENSUS INDEX - FAMILY

U.S. DEPARTMENT OF COMMERCE
BUREAU OF THE CENSUS

TEXAS

W 314		NAME OF INDIVIDUAL W. Whitfield Pearl		ED 109	SHEET 188
COLOR B	AGE 15	BIRTHPLACE		VOL 146	
COUNTY		CITY Washington			
ENUMERATED WITH		William H. Gray			
RELATIONSHIP TO ABOVE					
<input type="checkbox"/> MARRIED <input type="checkbox"/> SINGLE <input type="checkbox"/> DIVORCED <input type="checkbox"/> SEPARATED <input type="checkbox"/> WIDOWED <input type="checkbox"/> NEVER MARRIED <input type="checkbox"/> MARRIED IN <input type="checkbox"/> NEVER MARRIED	<input type="checkbox"/> NEITHER <input type="checkbox"/> FATHER <input type="checkbox"/> MOTHER <input type="checkbox"/> BROTHER <input type="checkbox"/> SISTER <input type="checkbox"/> SON <input type="checkbox"/> DAUGHTER <input type="checkbox"/> UNCLE <input type="checkbox"/> AUNT <input type="checkbox"/> GRANDFATHER <input type="checkbox"/> GRANDMOTHER <input type="checkbox"/> OTHER	<input type="checkbox"/> NEITHER <input type="checkbox"/> FATHER <input type="checkbox"/> MOTHER <input type="checkbox"/> BROTHER <input type="checkbox"/> SISTER <input type="checkbox"/> SON <input type="checkbox"/> DAUGHTER <input type="checkbox"/> UNCLE <input type="checkbox"/> AUNT <input type="checkbox"/> GRANDFATHER <input type="checkbox"/> GRANDMOTHER <input type="checkbox"/> OTHER			

FORM NO. 427 (10-20-07)
 PRINTED AT WASHINGTON, D. C.

U. S. DEPARTMENT OF COMMERCE
 BUREAU OF THE CENSUS

1910 CENSUS INDEX - INDIVIDUAL

TEXAS

W314		HEAD OF FAMILY		Whitefield Paul		E. S.		SHEET	
COLOR B		AGE 32		BIRTHPLACE		73		57	
COUNTY				Washington		CITY		VOL. 146	
OTHER MEMBERS OF FAMILY									
NAME		RELATION- SHIP		AGE		BIRTHPLACE			
Rosa +		W		32					
Fred		S		7					
Bryant C		S		5					
Martha		N		75		Ga			
Susan		S i		37					
Elijah S		S i		35					
Mary		S i		34					

FORM 10-636A

1910 CENSUS INDEX - FAMILY

U. S. DEPARTMENT OF COMMERCE
BUREAU OF THE CENSUS

TEXAS

LEWIS COLOR	HEAD OF FAMILY AGE 46	BIRTHPLACE MOBILE ALA	SEX M	RACE W
COUNTY Montgomery	BIRTHPLACE ALA	CITY Prichard		

OTHER MEMBERS OF FAMILY

NAME	RELATION SHIP	AGE	BIRTHPLACE
1 Crawford	Wife	40	MOBILE ALA

FORM 10-638
 1910 CENSUS INDEX - FAMILY

U.S. DEPARTMENT OF COMMERCE
 BUREAU OF THE CENSUS

TEXAS

W314	HEAD OF FAMILY Whitfield Oscar		E.D. 18	SHEET 9
COLOR W	AGE 28	BIRTHPLACE ala	VOL. 1	
COUNTY Anderson		CITY		
OTHER MEMBERS OF FAMILY				
NAME		RELATIONSHIP	AGE	BIRTHPLACE
/ Allie E		W	24	ala
/ Jennie W		S	1	

FORM 10 638

1910 CENSUS INDEX - FAMILY

U.S. DEPARTMENT OF COMMERCE
BUREAU OF THE CENSUS

TEXAS

10 3/4		NAME OF INDIVIDUAL <i>Williamfield Beane</i>		E. D. 70	INDEX 54
COLOR - 1/2	AGE 2	BIRTHPLACE		VOL. 95	
COUNTY <i>Linn</i>			CITY		
ENUMERATED WITH <i>Giddens Forten</i>					
RELATIONSHIP TO ABOVE					
<input type="checkbox"/> SON	<input type="checkbox"/> NEPHEW	<input type="checkbox"/> STEPSON			
<input type="checkbox"/> DAUGHTER	<input type="checkbox"/> NIECE	<input type="checkbox"/> STEPDAUGHTER			
<input type="checkbox"/> BROTHER	<input type="checkbox"/> FATHER-IN-LAW	<input type="checkbox"/> COUSIN			
<input type="checkbox"/> SISTER	<input type="checkbox"/> MOTHER-IN-LAW	<input checked="" type="checkbox"/> HUSBAND			
<input type="checkbox"/> FATHER	<input type="checkbox"/> SON-IN-LAW	<input type="checkbox"/> ROOMER			
<input type="checkbox"/> MOTHER	<input type="checkbox"/> DAUGHTER-IN-LAW	<input type="checkbox"/> SERVANT			
<input type="checkbox"/> GRANDSON	<input type="checkbox"/> BROTHER-IN-LAW	<input type="checkbox"/> OTHER (Specify)			
<input type="checkbox"/> GRANDDAUGHTER	<input checked="" type="checkbox"/> SISTER-IN-LAW				
<input type="checkbox"/> GRANDCHILD	<input type="checkbox"/> ORPHAN				

FORM 10-637

1910 CENSUS INDEX - INDIVIDUAL

U. S. DEPARTMENT OF COMMERCE
BUREAU OF THE CENSUS

TEXAS

W31.4	NAME OF INDIVIDUAL Whitfield, Ola		E.O. 96	SHEET 154
COLOR B	AGE 20	BIRTHPLACE	VOL. 98	
COUNTY Holmes		CITY Mart.		
ENUMERATED WITH Lumpkin, Thomas H.				
RELATIONSHIP TO ABOVE				
<input type="checkbox"/> SON	<input type="checkbox"/> NEPHEW	<input type="checkbox"/> STEPSON		
<input type="checkbox"/> DAUGHTER	<input type="checkbox"/> NIECE	<input type="checkbox"/> STEPDAUGHTER		
<input type="checkbox"/> BROTHER	<input type="checkbox"/> FATHER-IN-LAW	<input type="checkbox"/> COUSIN		
<input type="checkbox"/> SISTER	<input type="checkbox"/> MOTHER-IN-LAW	<input checked="" type="checkbox"/> HIRED MAN		
<input type="checkbox"/> FATHER	<input type="checkbox"/> SON-IN-LAW	<input type="checkbox"/> ROOMER		
<input type="checkbox"/> MOTHER	<input type="checkbox"/> DAUGHTER-IN-LAW	<input type="checkbox"/> SERVANT		
<input type="checkbox"/> GRANDSON	<input type="checkbox"/> BROTHER-IN-LAW	<input type="checkbox"/> OTHER (Specify)		
<input type="checkbox"/> GRANDDAUGHTER	<input type="checkbox"/> SISTER-IN-LAW			
<input type="checkbox"/> GRANDCHILD	<input type="checkbox"/> ORPHAN			

FORM 10-637
1910 CENSUS INDEX - INDIVIDUAL

U S DEPARTMENT OF COMMERCE
BUREAU OF THE CENSUS

TEXAS

W314		NAME OF INDIVIDUAL Whitfield Ace		E.O.	SHEET
COLOR W	AGE 30	BIRTHPLACE		VOL.	19 10 27
COUNTY Collie			CITY		
ENUMERATED WITH Whitfield Ray					
RELATIONSHIP TO ABOVE					
<input type="checkbox"/> SON	<input type="checkbox"/> NEPHEW	<input type="checkbox"/> STEPSON			
<input type="checkbox"/> DAUGHTER	<input type="checkbox"/> NIECE	<input type="checkbox"/> STEPDAUGHTER			
<input checked="" type="checkbox"/> BROTHER	<input type="checkbox"/> FATHER-IN-LAW	<input type="checkbox"/> COUSIN			
<input type="checkbox"/> SISTER	<input type="checkbox"/> MOTHER-IN-LAW	<input type="checkbox"/> HIRED MAN			
<input type="checkbox"/> FATHER	<input type="checkbox"/> SON-IN-LAW	<input type="checkbox"/> ROOMER			
<input type="checkbox"/> MOTHER	<input type="checkbox"/> DAUGHTER-IN-LAW	<input type="checkbox"/> SERVANT			
<input type="checkbox"/> GRANDSON	<input type="checkbox"/> BROTHER-IN-LAW	<input type="checkbox"/> OTHER (Specify)			
<input type="checkbox"/> GRANDDAUGHTER	<input type="checkbox"/> SISTER-IN-LAW				
<input type="checkbox"/> GRANDCHILD	<input type="checkbox"/> ORPHAN				

FORM 10 637

1910 CENSUS INDEX - INDIVIDUAL

U. S. DEPARTMENT OF COMMERCE
BUREAU OF THE CENSUS

TEXAS

W 314	HEAD OF FAMILY Whitefield Orey		E.D. 104	SHEET 72
COLOR B	AGE 36	BIRTHPLACE	VOL. 118	
COUNTY Robertson	CITY Calvert			
OTHER MEMBERS OF FAMILY				
NAME		RELATION- SHIP	AGE	BIRTHPLACE
1 Willie		20	29	

FORM 10-636

1910 CENSUS INDEX - FAMILY

U.S. DEPARTMENT OF COMMERCE
BUREAU OF THE CENSUS

TEXAS

NAME OF INDIVIDUAL <i>W. J. Hill</i>		SEX <i>M</i>	RACE <i>W</i>
COLOR <i>W</i>	AGE <i>13</i>	BIRTHPLACE <i>Galveston, Texas</i>	
COUNTY <i>Galveston</i>		CITY <i>Galveston</i>	
ENUMERATED WITH <i>Tr. J. Young</i>			
RELATIONSHIP TO ABOVE			
<input type="checkbox"/> SON	<input type="checkbox"/> NEPHEW	<input type="checkbox"/> STEPSON	
<input type="checkbox"/> DAUGHTER	<input type="checkbox"/> NIECE	<input checked="" type="checkbox"/> STEPDAUGHTER	
<input type="checkbox"/> BROTHER	<input type="checkbox"/> FATHER-IN-LAW	<input type="checkbox"/> COUSIN	
<input type="checkbox"/> SISTER	<input type="checkbox"/> MOTHER-IN-LAW	<input type="checkbox"/> HIRED MAN	
<input type="checkbox"/> FATHER	<input type="checkbox"/> SON-IN-LAW	<input type="checkbox"/> ROOMER	
<input type="checkbox"/> MOTHER	<input type="checkbox"/> DAUGHTER-IN-LAW	<input type="checkbox"/> SERVANT	
<input type="checkbox"/> GRANDSON	<input type="checkbox"/> BROTHER-IN-LAW	<input type="checkbox"/> OTHER (<i>specify</i>)	
<input type="checkbox"/> GRANDDAUGHTER	<input type="checkbox"/> SISTER-IN-LAW		
<input type="checkbox"/> GRANDCHILD	<input type="checkbox"/> ORPHAN		

FORM 10 637

1910 CENSUS INDEX - INDIVIDUAL

U S DEPARTMENT OF COMMERCE
BUREAU OF THE CENSUS

TEXAS

W 314	HEAD OF FAMILY		Whitehead	Red	E.D. 55	SHEET 133
COLOR B.	AGE 51	BIRTHPLACE		Mo.	VOL. 102	
COUNTY	Milam		CITY			
OTHER MEMBERS OF FAMILY						
NAME		RELATIONSHIP	AGE	BIRTHPLACE.		
James		W.	28			
John		P.	7			
Mary		D.	7			
Joseph		S.	7			
William		S.	7			
Evelyn		S.	7			

FORM 10-10-10

1910 CENSUS INDEX FAMILY

U. S. DEPARTMENT OF COMMERCE
BUREAU OF THE CENSUS

TEXAS

W 314	HEAD OF FAMILY Edith Field Watkins		E.D. 54	SHEET 420
COLOR B	AGE 39	BIRTHPLACE Miss		VOL. 12
COUNTY Bexar		CITY San Antonio		
OTHER MEMBERS OF FAMILY				
NAME		RELATIONSHIP	AGE	BIRTHPLACE
Mama		W	32	
Lulu		S	15	
Charles		S	9	
Marcus		S	6	
Bernice		S	3	
Robert		S	2	
Kenna Hester		M	61	Ala

FORM 10-536

1910 CENSUS INDEX - FAMILY

U.S. DEPARTMENT OF COMMERCE
BUREAU OF THE CENSUS

TEXAS

W 314	HEAD OF FAMILY Whitfield Nathan O		E.D. 22	SHEET 378
COLOR W	AGE 17.	BIRTHPLACE		VOL. 48
COUNTY Erath		CITY Hublin		
OTHER MEMBERS OF FAMILY				
NAME		RELATIONSHIP	AGE	BIRTHPLACE
1 Virginia		10	18	Ark

FORM 10-636
1910 CENSUS INDEX - FAMILY

U.S. DEPARTMENT OF COMMERCE
BUREAU OF THE CENSUS

TEXAS

W 314	HEAD OF FAMILY <i>W. H. Field</i>			E.D. <i>118</i>	SHEET <i>53</i>
COLOR <i>Mex</i>	AGE <i>57</i>	BIRTHPLACE		VOL. <i>117</i>	
COUNTY <i>Red River</i>			CITY		
OTHER MEMBERS OF FAMILY					
NAME		RELATIONSHIP	AGE	BIRTHPLACE	
<i>W. H. Field</i>		<i>W</i>	<i>36</i>		
<i>Mrs. Field</i>		<i>W</i>	<i>31</i>		
<i>Charles</i>		<i>Son</i>	<i>6</i>	<i>Mo</i>	

FORM 10-636
1910 CENSUS INDEX - FAMILYU.S. DEPARTMENT OF COMMERCE
BUREAU OF THE CENSUS

TEXAS

W314		NAME OF INDIVIDUAL <i>Whetfield Nancy</i>		E.D. <i>121</i>	SHEET <i>221</i>
COLOR <i>W</i>	AGE <i>46</i>	BIRTH PLACE <i>Mo -</i>		VOL. <i>143</i>	
COUNTY <i>Williamson</i>		CITY <i>Bartlett</i>			
ENUMERATED WITH <i>- Cagle W. J.</i>					
RELATIONSHIP TO ABOVE					
<input type="checkbox"/> SON	<input type="checkbox"/> NEPHEW	<input type="checkbox"/> STEPSON			
<input type="checkbox"/> DAUGHTER	<input type="checkbox"/> NIECE	<input type="checkbox"/> STEPDAUGHTER			
<input type="checkbox"/> BROTHER	<input type="checkbox"/> FATHER-IN-LAW	<input type="checkbox"/> COUSIN			
<input type="checkbox"/> SISTER	<input checked="" type="checkbox"/> MOTHER-IN-LAW	<input type="checkbox"/> HIRED MAN			
<input type="checkbox"/> FATHER	<input type="checkbox"/> SON-IN-LAW	<input type="checkbox"/> ROOMER			
<input type="checkbox"/> MOTHER	<input type="checkbox"/> DAUGHTER-IN-LAW	<input type="checkbox"/> SERVANT			
<input type="checkbox"/> GRANDSON	<input type="checkbox"/> BROTHER-IN-LAW	<input type="checkbox"/> OTHER (Specify)			
<input type="checkbox"/> GRANDDAUGHTER	<input type="checkbox"/> SISTER-IN-LAW				
<input type="checkbox"/> GRANDCHILD	<input type="checkbox"/> ORPHAN				

FORM BC-627 (5-5-67)
FORMERLY 10-637U.S. DEPARTMENT OF COMMERCE
BUREAU OF THE CENSUS

1910 CENSUS INDEX - INDIVIDUAL

TEXAS

W314	NAME OF INDIVIDUAL Whitfield Moss		E.D. 48	SHEET 278
COLOR W	AGE 21	BIRTH PLACE	VOL. 94	
COUNTY Limestone	CITY Thornton			
ENUMERATED WITH Moss William H.				
RELATIONSHIP TO ABOVE				
<input type="checkbox"/> SON	<input type="checkbox"/> NEPHEW	<input type="checkbox"/> STEPSON		
<input type="checkbox"/> DAUGHTER	<input type="checkbox"/> NIECE	<input type="checkbox"/> STEPDAUGHTER		
<input checked="" type="checkbox"/> BROTHER	<input type="checkbox"/> FATHER-IN-LAW	<input type="checkbox"/> COUSIN		
<input type="checkbox"/> SISTER	<input type="checkbox"/> MOTHER-IN-LAW	<input type="checkbox"/> HIRED MAN		
<input type="checkbox"/> FATHER	<input type="checkbox"/> SON-IN-LAW	<input type="checkbox"/> ROOMER		
<input type="checkbox"/> MOTHER	<input type="checkbox"/> DAUGHTER-IN-LAW	<input type="checkbox"/> SERVANT		
<input type="checkbox"/> GRANDSON	<input type="checkbox"/> BROTHER-IN-LAW	<input type="checkbox"/> OTHER (Specify)		
<input type="checkbox"/> GRANDDAUGHTER	<input type="checkbox"/> SISTER-IN-LAW			
<input type="checkbox"/> GRANDCHILD	<input type="checkbox"/> ORPHAN			

FORM 10-637

1910 CENSUS INDEX - INDIVIDUAL

U S DEPARTMENT OF COMMERCE
BUREAU OF THE CENSUS

TEXAS

w 3-2		HEAD OF FAMILY		Whitehead Jonathan T		E.D.	SHEET
w		AGE	BIRTHPLACE			VOL.	
w		21	Ala			77	
COUNTY				Hopkins		CITY	
OTHER MEMBERS OF FAMILY							
NAME		RELATIONSHIP		AGE	BIRTHPLACE		
Addie		w		22			
Patsie		d		5			
Hattie		d		3			
Wesley		d		4 1/2			

FORM 10 636
1910 CENSUS INDEX - FAMILY

U. S. DEPARTMENT OF COMMERCE
BUREAU OF THE CENSUS

TEXAS

W314	NAME OF INDIVIDUAL <i>Whitfield, Nettie M</i>		E.D. 158	SHEET 150
COLOR W =	AGE 21	BIRTHPLACE		VOL. 99
COUNTY Martin		CITY		
ENUMERATED WITH		<i>Montgomery, William W</i>		
RELATIONSHIP TO ABOVE				
<input type="checkbox"/> SON	<input type="checkbox"/> NEPHEW	<input type="checkbox"/> STEPSON		
<input type="checkbox"/> DAUGHTER	<input type="checkbox"/> NIECE	<input type="checkbox"/> STEPDAUGHTER		
<input type="checkbox"/> BROTHER	<input type="checkbox"/> FATHER-IN-LAW	<input type="checkbox"/> COUSIN		
<input type="checkbox"/> SISTER	<input type="checkbox"/> MOTHER-IN-LAW	<input type="checkbox"/> HIRED MAN		
<input type="checkbox"/> FATHER	<input type="checkbox"/> SON-IN-LAW	<input type="checkbox"/> ROOMER		
<input type="checkbox"/> MOTHER	<input type="checkbox"/> DAUGHTER-IN-LAW	<input type="checkbox"/> SERVANT		
<input type="checkbox"/> GRANDSON	<input type="checkbox"/> BROTHER-IN-LAW	<input type="checkbox"/> OTHER (Specify)		
<input type="checkbox"/> GRANDDAUGHTER	<input checked="" type="checkbox"/> SISTER-IN-LAW			
<input type="checkbox"/> GRANDCHILD	<input type="checkbox"/> ORPHAN			

FORM 10-637
1910 CENSUS INDEX - INDIVIDUAL

U.S. DEPARTMENT OF COMMERCE
BUREAU OF THE CENSUS

TEXAS

11314	NAME OF INDIVIDUAL <i>Whitfield Millie</i>		E.D. 2	SHEET 11
COLOR B	AGE 43	BIRTHPLACE	VOL. 3	
COUNTY		Austin	CITY	
ENUMERATED WITH <i>Sumage Sam</i>				
RELATIONSHIP TO ABOVE				
<input type="checkbox"/> SON	<input type="checkbox"/> NEPHEW	<input type="checkbox"/> STEPSON		
<input type="checkbox"/> DAUGHTER	<input type="checkbox"/> NIECE	<input type="checkbox"/> STEPDAUGHTER		
<input type="checkbox"/> BROTHER	<input type="checkbox"/> FATHER-IN-LAW	<input type="checkbox"/> COUSIN		
<input type="checkbox"/> SISTER	<input type="checkbox"/> MOTHER-IN-LAW	<input type="checkbox"/> HIRED MAN		
<input type="checkbox"/> FATHER	<input type="checkbox"/> SON-IN-LAW	<input type="checkbox"/> ROOMER		
<input type="checkbox"/> MOTHER	<input type="checkbox"/> DAUGHTER-IN-LAW	<input type="checkbox"/> SERVANT		
<input type="checkbox"/> GRANDSON	<input type="checkbox"/> BROTHER-IN-LAW	<input checked="" type="checkbox"/> OTHER (Specify)		
<input type="checkbox"/> GRANDDAUGHTER	<input type="checkbox"/> SISTER-IN-LAW	<i>Hired Woman</i>		
<input type="checkbox"/> GRANDCHILD	<input type="checkbox"/> ORPHAN			

FORM 10-637

1910 CENSUS INDEX - INDIVIDUAL

U.S. DEPARTMENT OF COMMERCE
BUREAU OF THE CENSUS

TEXAS

W 314		NAME OF INDIVIDUAL Whitfield, Minnie		E.D. 110	SHEET 3
COLOR B	AGE 8	BIRTHPLACE D.		VOL. 146	
COUNTY		Washington		CITY	
ENUMERATED WITH Thomas, William					
RELATIONSHIP TO ABOVE					
<input type="checkbox"/> SON	<input type="checkbox"/> NEPHEW	<input type="checkbox"/> STEPSON			
<input type="checkbox"/> DAUGHTER	<input checked="" type="checkbox"/> NIECE	<input type="checkbox"/> STEPDAUGHTER			
<input type="checkbox"/> BROTHER	<input type="checkbox"/> FATHER-IN-LAW	<input type="checkbox"/> COUSIN			
<input type="checkbox"/> SISTER	<input type="checkbox"/> MOTHER-IN-LAW	<input type="checkbox"/> HIRED MAN			
<input type="checkbox"/> FATHER	<input type="checkbox"/> SON-IN-LAW	<input type="checkbox"/> ROOMER			
<input type="checkbox"/> MOTHER	<input type="checkbox"/> DAUGHTER-IN-LAW	<input type="checkbox"/> SERVANT			
<input type="checkbox"/> GRANDSON	<input type="checkbox"/> BROTHER-IN-LAW	<input type="checkbox"/> OTHER (Specify)			
<input type="checkbox"/> GRAND DAUGHTER	<input type="checkbox"/> SISTER-IN-LAW				
<input type="checkbox"/> GRANDCHILD	<input type="checkbox"/> ORPHAN				

FORM BC-627 (6-5-67)
FORMERLY 10-687

U.S. DEPARTMENT OF COMMERCE
BUREAU OF THE CENSUS

1910 CENSUS INDEX - INDIVIDUAL

TEXAS

22314		NAME OF INDIVIDUAL Whitfield Mamma		E.D. 141	SHEET 322
COLOR W	AGE 45	BIRTHPLACE		VOL. 101	
COUNTY Matagorda			CITY Bay City		
ENUMERATED WITH Castleton John					
RELATIONSHIP TO ABOVE					
<input type="checkbox"/> SON	<input type="checkbox"/> NEPHEW	<input type="checkbox"/> STEPSON			
<input type="checkbox"/> DAUGHTER	<input type="checkbox"/> NIECE	<input type="checkbox"/> STEPDAUGHTER			
<input type="checkbox"/> BROTHER	<input type="checkbox"/> FATHER-IN-LAW	<input type="checkbox"/> COUSIN			
<input type="checkbox"/> SISTER	<input checked="" type="checkbox"/> MOTHER-IN-LAW	<input type="checkbox"/> HIRED MAN			
<input type="checkbox"/> FATHER	<input type="checkbox"/> SON-IN-LAW	<input type="checkbox"/> ROOMER			
<input type="checkbox"/> MOTHER	<input type="checkbox"/> DAUGHTER-IN-LAW	<input type="checkbox"/> SERVANT			
<input type="checkbox"/> GRANDSON	<input type="checkbox"/> BROTHER-IN-LAW	<input type="checkbox"/> OTHER (Specify)			
<input type="checkbox"/> GRANDDAUGHTER	<input type="checkbox"/> SISTER-IN-LAW				
<input type="checkbox"/> GRANDCHILD	<input type="checkbox"/> ORPHAN				

FORM 10 637

1910 CENSUS INDEX - INDIVIDUAL

U S DEPARTMENT OF COMMERCE
BUREAU OF THE CENSUS

TEXAS

W314	HEAD OF FAMILY. Whitefield, Niserson		E.D. 17	SHEET 247
COLOR B	AGE 54	BIRTHPLACE		VOL. 93
COUNTY -	Lavaca		CITY	
OTHER MEMBERS OF FAMILY				
NAME		RELATION- SHIP	AGE	BIRTHPLACE
Robert		S	33	
Lou		D	45	
Guy		S	13	
-				
-				
-				

FORM 10-636
1910 CENSUS INDEX - FAMILY

U. S. DEPARTMENT OF COMMERCE
BUREAU OF THE CENSUS

TEXAS

W314	NAME OF INDIVIDUAL Whitfield Mike		E.O. 193	SHEET 126
COLOR D	AGE 26	BIRTHPLACE	VOL. 47	
COUNTY Ellis		CITY Terrell		
ENUMERATED WITH Shepherd Robert				
RELATIONSHIP TO ABOVE				
<input type="checkbox"/> SON	<input type="checkbox"/> NEPHEW	<input type="checkbox"/> STEPSON		
<input type="checkbox"/> DAUGHTER	<input type="checkbox"/> NIECE	<input type="checkbox"/> STEPDAUGHTER		
<input type="checkbox"/> BROTHER	<input type="checkbox"/> FATHER-IN-LAW	<input type="checkbox"/> COUSIN		
<input type="checkbox"/> SISTER	<input type="checkbox"/> MOTHER-IN-LAW	<input type="checkbox"/> HIRED MAN		
<input type="checkbox"/> FATHER	<input type="checkbox"/> SON-IN-LAW	<input checked="" type="checkbox"/> ROOMER		
<input type="checkbox"/> MOTHER	<input type="checkbox"/> DAUGHTER-IN-LAW	<input type="checkbox"/> SERVANT		
<input type="checkbox"/> GRANDSON	<input type="checkbox"/> BROTHER-IN-LAW	<input type="checkbox"/> OTHER (Specify)		
<input type="checkbox"/> GRANDDAUGHTER	<input type="checkbox"/> SISTER-IN-LAW			
<input type="checkbox"/> GRANDCHILD	<input type="checkbox"/> ORPHAN			

FORM 10 637
1910 CENSUS INDEX - INDIVIDUAL

U. S. DEPARTMENT OF COMMERCE
BUREAU OF THE CENSUS

TEXAS

4314		NAME OF INDIVIDUAL Whitfield, Maxwell		E.D. 55	SHEET 107
COLOR W	AGE 15	BIRTHPLACE		VOL. 42	
COUNTY Edwards -		CITY			
ENUMERATED WITH Cowan, John W -					
RELATIONSHIP TO ABOVE					
<input type="checkbox"/> SON	<input type="checkbox"/> NEPHEW	<input type="checkbox"/> STEPSON			
<input type="checkbox"/> DAUGHTER	<input type="checkbox"/> NIECE	<input type="checkbox"/> STEPDAUGHTER			
<input type="checkbox"/> BROTHER	<input type="checkbox"/> FATHER-IN-LAW	<input type="checkbox"/> COUSIN			
<input type="checkbox"/> SISTER	<input type="checkbox"/> MOTHER-IN-LAW	<input type="checkbox"/> HIRED MAN			
<input type="checkbox"/> FATHER	<input type="checkbox"/> SON-IN-LAW	<input type="checkbox"/> ROOMER			
<input type="checkbox"/> MOTHER	<input type="checkbox"/> DAUGHTER-IN-LAW	<input type="checkbox"/> SERVANT			
<input type="checkbox"/> GRANDSON	<input type="checkbox"/> BROTHER-IN-LAW	<input checked="" type="checkbox"/> OTHER (Specify)			
<input type="checkbox"/> GRANDDAUGHTER	<input type="checkbox"/> SISTER-IN-LAW	Bo			
<input type="checkbox"/> GRANDCHILD	<input type="checkbox"/> ORPHAN				

FORM 10 637
1910 CENSUS INDEX - INDIVIDUALU.S. DEPARTMENT OF COMMERCE
BUREAU OF THE CENSUS

TEXAS

W 314		NAME OF INDIVIDUAL		E.D.	SHEET
Who at Fall Maude				35	82
COLOR	AGE	BIRTHPLACE		VOL.	
B	19			5-8	
COUNTY		CITY			
		Grimes			
ENUMERATED WITH					
Sparks Ed					
RELATIONSHIP TO ABOVE					
<input type="checkbox"/> SON	<input type="checkbox"/> NEPHEW	<input type="checkbox"/> STEPSON			
<input checked="" type="checkbox"/> DAUGHTER	<input type="checkbox"/> NIECE	<input type="checkbox"/> STEPDAUGHTER			
<input type="checkbox"/> BROTHER	<input type="checkbox"/> FATHER-IN-LAW	<input type="checkbox"/> COUSIN			
<input type="checkbox"/> SISTER	<input type="checkbox"/> MOTHER-IN-LAW	<input type="checkbox"/> HIRED MAN			
<input type="checkbox"/> FATHER	<input type="checkbox"/> SON-IN-LAW	<input type="checkbox"/> ROOMER			
<input type="checkbox"/> MOTHER	<input type="checkbox"/> DAUGHTER-IN-LAW	<input type="checkbox"/> SERVANT			
<input type="checkbox"/> GRANDSON	<input type="checkbox"/> BROTHER-IN-LAW	<input type="checkbox"/> OTHER (Specify)			
<input type="checkbox"/> GRANDDAUGHTER	<input checked="" type="checkbox"/> SISTER-IN-LAW				
<input type="checkbox"/> GRANDCHILD	<input type="checkbox"/> ORPHAN				

FORM 10-637
1910 CENSUS INDEX - INDIVIDUAL

U. S. DEPARTMENT OF COMMERCE
BUREAU OF THE CENSUS

TEXAS

1314		NAME OF INDIVIDUAL <i>Whitfield, Maud</i>		E.D. 3	SHEET 17
COLOR B	AGE 26	BIRTHPLACE		VOL. 5	
COUNTY Bastrop		CITY Smithville			
ENUMERATED WITH <i>Armstrong, Jim</i>					
RELATIONSHIP TO ABOVE					
<input type="checkbox"/> SON	<input type="checkbox"/> NEPHEW	<input type="checkbox"/> STEPSON			
<input checked="" type="checkbox"/> DAUGHTER	<input type="checkbox"/> NIECE	<input type="checkbox"/> STEPDAUGHTER			
<input type="checkbox"/> BROTHER	<input type="checkbox"/> FATHER-IN-LAW	<input type="checkbox"/> COUSIN			
<input type="checkbox"/> SISTER	<input type="checkbox"/> MOTHER-IN-LAW	<input type="checkbox"/> HIRED MAN			
<input type="checkbox"/> FATHER	<input type="checkbox"/> SON-IN-LAW	<input type="checkbox"/> ROOMER			
<input type="checkbox"/> MOTHER	<input type="checkbox"/> DAUGHTER-IN-LAW	<input type="checkbox"/> SERVANT			
<input type="checkbox"/> GRANDSON	<input type="checkbox"/> BROTHER-IN-LAW	<input type="checkbox"/> OTHER (Specify)			
<input type="checkbox"/> GRANDDAUGHTER	<input type="checkbox"/> SISTER-IN-LAW				
<input type="checkbox"/> GRANDCHILD	<input type="checkbox"/> ORPHAN				

FORM 10-637

1910 CENSUS INDEX - INDIVIDUAL

U.S. DEPARTMENT OF COMMERCE
BUREAU OF THE CENSUS

TEXAS

U314		NAME OF INDIVIDUAL <i>Whitfield Mattie</i>		E.P. 36	SHEET 169
COLOR B	AGE 13	BIRTH PLACE		VOL. 70	
COUNTY Harrison			CITY		
ENUMERATED WITH <i>Rivers Gabe</i>					
RELATIONSHIP TO ABOVE					
<input type="checkbox"/> SON	<input type="checkbox"/> NEPHEW	<input type="checkbox"/> STEPSON			
<input type="checkbox"/> DAUGHTER	<input checked="" type="checkbox"/> NIECE	<input type="checkbox"/> STEPDAUGHTER			
<input type="checkbox"/> BROTHER	<input type="checkbox"/> FATHER-IN-LAW	<input type="checkbox"/> COUSIN			
<input type="checkbox"/> SISTER	<input type="checkbox"/> MOTHER-IN-LAW	<input type="checkbox"/> HIRED MAN			
<input type="checkbox"/> FATHER	<input type="checkbox"/> SON-IN-LAW	<input type="checkbox"/> ROOMER			
<input type="checkbox"/> MOTHER	<input type="checkbox"/> DAUGHTER-IN-LAW	<input type="checkbox"/> SERVANT			
<input type="checkbox"/> GRANDSON	<input type="checkbox"/> BROTHER-IN-LAW	<input type="checkbox"/> OTHER (Specify)			
<input type="checkbox"/> GRANDDAUGHTER	<input type="checkbox"/> SISTER-IN-LAW				
<input type="checkbox"/> GRANDCHILD	<input type="checkbox"/> ORPHAN				

FORM 10-637
1910 CENSUS INDEX - INDIVIDUAL

U.S. DEPARTMENT OF COMMERCE
BUREAU OF THE CENSUS

TEXAS

W. 3. 4		HEAD OF FAMILY		Whitfield Matthew J		E.D.	SHEET
COLOR	W	AGE	58	BIRTHPLACE	Ga.	124	51
COUNTY	Panola			CITY		VOL.	114
OTHER MEMBERS OF FAMILY							
NAME		RELATIONSHIP	AGE	BIRTHPLACE			
f Julia N		W	50				
f Wilson B		D	24				
Thomas J		D	21				
Julia H		D	18				
Jim Bone		D	16				
Bill Bond M		D	24				

FORM 10 636

1910 CENSUS INDEX - FAMILY

U.S. DEPARTMENT OF COMMERCE
BUREAU OF THE CENSUS

TEXAS

W 314	HEAD OF FAMILY Whitfield Matilda		E.D. 57	SHEET 304
COLOR Mu	AGE 48	BIRTHPLACE La	VOL. 6c3	
COUNTY Guadalupe		CITY		
OTHER MEMBERS OF FAMILY				
NAME		RELATIONSHIP	AGE	BIRTHPLACE
Berdie		D	18	
Joseph		S	8	
Richardson Monroe		SL	26	
Mary		D	25	
David		GS	7	
Lizzie		GD	5	
Richard		GS	3	

FORM 10-636A
1910 CENSUS INDEX - INDIVIDUAL

U.S. DEPARTMENT OF COMMERCE
BUREAU OF THE CENSUS

TEXAS

W314	NAME OF INDIVIDUAL <i>Whitfield Mary E</i>		E.D. <i>119</i>	SHEET <i>304</i>
COLOR <i>W</i>	AGE <i>70</i>	BIRTHPLACE <i>ala</i>	VOL. <i>46</i>	
COUNTY <i>Ellis</i>		CITY <i>Waxahatchie</i>		
ENUMERATED WITH <i>Hancock Rachel W.</i>				
RELATIONSHIP TO ABOVE				
<input type="checkbox"/> SON	<input type="checkbox"/> NEPHEW	<input type="checkbox"/> STEPSON		
<input type="checkbox"/> DAUGHTER	<input type="checkbox"/> NIECE	<input type="checkbox"/> STEPDAUGHTER		
<input type="checkbox"/> BROTHER	<input type="checkbox"/> FATHER-IN-LAW	<input type="checkbox"/> COUSIN		
<input type="checkbox"/> SISTER	<input type="checkbox"/> MOTHER-IN-LAW	<input type="checkbox"/> HIRED MAN		
<input type="checkbox"/> FATHER	<input type="checkbox"/> SON-IN-LAW	<input type="checkbox"/> ROOMER		
<input type="checkbox"/> MOTHER	<input type="checkbox"/> DAUGHTER-IN-LAW	<input type="checkbox"/> SERVANT		
<input type="checkbox"/> GRANDSON	<input type="checkbox"/> BROTHER-IN-LAW	<input type="checkbox"/> OTHER (Specify)		
<input type="checkbox"/> GRANDDAUGHTER	<input type="checkbox"/> SISTER-IN-LAW	/		
<input type="checkbox"/> GRANDCHILD	<input type="checkbox"/> ORPHAN			

FORM 10 637
1910 CENSUS INDEX - INDIVIDUAL

U. S. DEPARTMENT OF COMMERCE
BUREAU OF THE CENSUS

TEXAS

11714		NAME OF INDIVIDUAL <i>Whitfield Mary E</i>		E.D. 50	SHEET 52
COLOR <i>w</i>	AGE 38	BIRTHPLACE		VOL. 71	
COUNTY		<i>Harrison</i>	CITY <i>Marshall</i>		
ENUMERATED WITH <i>Carter Alvin G</i>					
RELATIONSHIP TO ABOVE					
<input type="checkbox"/> SON	<input type="checkbox"/> NEPHEW	<input type="checkbox"/> STEPSON			
<input type="checkbox"/> DAUGHTER	<input type="checkbox"/> NIECE	<input type="checkbox"/> STEPDAUGHTER			
<input type="checkbox"/> BROTHER	<input type="checkbox"/> FATHER-IN-LAW	<input type="checkbox"/> COUSIN			
<input type="checkbox"/> SISTER	<input checked="" type="checkbox"/> MOTHER-IN-LAW	<input type="checkbox"/> HIRED MAN			
<input type="checkbox"/> FATHER	<input type="checkbox"/> SON-IN-LAW	<input type="checkbox"/> ROOMER			
<input type="checkbox"/> MOTHER	<input type="checkbox"/> DAUGHTER-IN-LAW	<input type="checkbox"/> SERVANT			
<input type="checkbox"/> GRANDSON	<input type="checkbox"/> BROTHER-IN-LAW	<input type="checkbox"/> OTHER (Specify)			
<input type="checkbox"/> GRANDDAUGHTER	<input type="checkbox"/> SISTER-IN-LAW				
<input type="checkbox"/> GRANDCHILD	<input type="checkbox"/> ORPHAN				

FORM 10-637
1910 CENSUS INDEX - INDIVIDUAL

U. S. DEPARTMENT OF COMMERCE
BUREAU OF THE CENSUS

TEXAS

W 314		NAME OF INDIVIDUAL Whitfield Mary		E.D. 742	SHEET 211
COLO. B	AGE 12	BIRTHPLACE		VOL. 101	
COUNTY Matagorda			CITY		

ENUMERATED WITH
Thompson Ida

RELATIONSHIP TO ABOVE

<input type="checkbox"/> SON	<input type="checkbox"/> NEPHEW	<input type="checkbox"/> STEPSON
<input type="checkbox"/> DAUGHTER	<input type="checkbox"/> NIECE	<input type="checkbox"/> STEPDAUGHTER
<input type="checkbox"/> BROTHER	<input type="checkbox"/> FATHER-IN-LAW	<input type="checkbox"/> COUSIN
<input type="checkbox"/> SISTER	<input type="checkbox"/> MOTHER-IN-LAW	<input type="checkbox"/> HIRED MAN
<input type="checkbox"/> FATHER	<input type="checkbox"/> SON-IN-LAW	<input type="checkbox"/> ROOMER
<input type="checkbox"/> MOTHER	<input type="checkbox"/> DAUGHTER-IN-LAW	<input type="checkbox"/> SERVANT
<input type="checkbox"/> GRANDSON	<input type="checkbox"/> BROTHER-IN-LAW	<input type="checkbox"/> OTHER (Specify)
<input checked="" type="checkbox"/> GRANDDAUGHTER	<input type="checkbox"/> SISTER-IN-LAW	
<input type="checkbox"/> GRANDCHILD	<input type="checkbox"/> ORPHAN	

FORM 10 637
1910 CENSUS INDEX - INDIVIDUAL

U. S. DEPARTMENT OF COMMERCE
BUREAU OF THE CENSUS

TEXAS

W 314		NAME OF INDIVIDUAL W Whitfield Mary		E.D. 93	SHEET 57
COLOR B	AGE 34	BIRTHPLACE		VOL 146	
COUNTY Washington			CITY		
ENUMERATED WITH W Whitfield Paul					
RELATIONSHIP TO ABOVE					
<input type="checkbox"/> SON	<input type="checkbox"/> NEPHEW	<input type="checkbox"/> STEPSON			
<input type="checkbox"/> DAUGHTER	<input type="checkbox"/> NIECE	<input type="checkbox"/> STEPDAUGHTER			
<input type="checkbox"/> BROTHER	<input type="checkbox"/> FATHER-IN-LAW	<input type="checkbox"/> COUSIN			
<input checked="" type="checkbox"/> SISTER	<input type="checkbox"/> MOTHER-IN-LAW	<input type="checkbox"/> HIRED MAN			
<input type="checkbox"/> FATHER	<input type="checkbox"/> SON-IN-LAW	<input type="checkbox"/> ROOMER			
<input type="checkbox"/> MOTHER	<input type="checkbox"/> DAUGHTER-IN-LAW	<input type="checkbox"/> SERVANT			
<input type="checkbox"/> GRANDSON	<input type="checkbox"/> BROTHER-IN-LAW	<input type="checkbox"/> OTHER (Specify)			
<input type="checkbox"/> GRANDDAUGHTER	<input type="checkbox"/> SISTER-IN-LAW	<input type="checkbox"/>			
<input type="checkbox"/> GRANDCHILD	<input type="checkbox"/> ORPHAN	<input type="checkbox"/>			

FORM BC-627 (6-8-67)
FORMERLY 10-637

1910 CENSUS INDEX - INDIVIDUAL

U.S. DEPARTMENT OF COMMERCE
BUREAU OF THE CENSUS

TEXAS

117314		HEAD OF FAMILY <i>Whitfill, Martin</i>		E.O. 132	SHEET 119
COLOR <i>W</i>	AGE <i>49</i>	BIRTHPLACE <i>Ky</i>		VOL. <i>47</i>	
COUNTY <i>Ellis</i>				CITY	
OTHER MEMBERS OF FAMILY					
NAME		RELATIONSHIP	AGE	BIRTHPLACE	
<i>Margaret</i>		<i>W</i>	<i>47</i>		
<i>Alvina</i>		<i>D</i>	<i>19</i>		
<i>Joseph R</i>		<i>S</i>	<i>18</i>		
<i>Margaret A.</i>		<i>D</i>	<i>16</i>		
<i>Edith</i>		<i>D</i>	<i>14</i>		
<i>Ester</i>		<i>D</i>	<i>12</i>		
<i>Alfos</i>		<i>S</i>	<i>9</i>		

FORM 10-636A
1910 CENSUS INDEX - INDIVIDUAL

U. S. DEPARTMENT OF COMMERCE
BUREAU OF THE CENSUS

TEXAS

W. 314	NAME OF INDIVIDUAL Whitfield Martha		E.D. 93	SHEET 57
COLOR B	AGE 75	BIRTHPLACE Ga	VOL. 146	
COUNTY Washington	CITY			
ENUMERATED WITH Whitfield Paul				
RELATIONSHIP TO ABOVE				
<input type="checkbox"/> SON	<input type="checkbox"/> NEPHEW	<input type="checkbox"/> STEPSON		
<input type="checkbox"/> DAUGHTER	<input type="checkbox"/> NIECE	<input type="checkbox"/> STEPDAUGHTER		
<input type="checkbox"/> BROTHER	<input type="checkbox"/> FATHER-IN-LAW	<input type="checkbox"/> COUSIN		
<input type="checkbox"/> SISTER	<input type="checkbox"/> MOTHER-IN-LAW	<input type="checkbox"/> HIRED MAN		
<input type="checkbox"/> FATHER	<input type="checkbox"/> SON-IN-LAW	<input type="checkbox"/> ROOMER		
<input checked="" type="checkbox"/> MOTHER	<input type="checkbox"/> DAUGHTER-IN-LAW	<input type="checkbox"/> SERVANT		
<input type="checkbox"/> GRANDSON	<input type="checkbox"/> BROTHER-IN-LAW	<input type="checkbox"/> OTHER (Specify)		
<input type="checkbox"/> GRANDDAUGHTER	<input type="checkbox"/> SISTER-IN-LAW			
<input type="checkbox"/> GRANDCHILD	<input type="checkbox"/> ORPMAN			

FORM BC-627 (5-6-67)
FORMERLY 10-637

U.S. DEPARTMENT OF COMMERCE
BUREAU OF THE CENSUS

1910 CENSUS INDEX - INDIVIDUAL

TEXAS

U. S. 14	HEAD OF FAMILY		W hitfield Marvin	E.S.	242	INSET	121
COLOR	AGE	BIRTHPLACE		VOL.			
W	32	ala.		120			
COUNTY			CITY				
Shackelford							
OTHER MEMBERS OF FAMILY							
NAME		RELATIONSHIP	AGE	BIRTHPLACE			
Mary		W	28				
William		S	8				
Ralph		S	7				

FORM 10 636
1910 CENSUS INDEX - FAMILY

U. S. DEPARTMENT OF COMMERCE
BUREAU OF THE CENSUS

TEXAS

W314	HEAD OF FAMILY W. Hittfield Marion M.		E.D. 22	SHEET 456
COLOR W	AGE 49	BIRTHPLACE Ala		VOL. 48
COUNTY	Erath		CITY	
OTHER MEMBERS OF FAMILY				
NAME		RELATIONSHIP	AGE	BIRTHPLACE
Mary		W	46	Ark.
Ethel		D	16	Ala
John M.		F	77	Ala

FORM 10-836
1910 CENSUS INDEX - FAMILY

U. S. DEPARTMENT OF COMMERCE
BUREAU OF THE CENSUS

TEXAS

U314	NAME OF INDIVIDUAL Whitfield Marion B		E.O. 227	SHEET 205
COLOR W	AGE 25	BIRTHPLACE	VOL. 141	
COUNTY -	Wichita	CITY Wichita Falls		
ENUMERATED WITH Stewart J P				
RELATIONSHIP TO ABOVE				
<input type="checkbox"/> SON	<input type="checkbox"/> NEPHEW	<input type="checkbox"/> STEPSON		
<input type="checkbox"/> DAUGHTER	<input type="checkbox"/> NIECE	<input type="checkbox"/> STEPDAUGHTER		
<input type="checkbox"/> BROTHER	<input type="checkbox"/> FATHER-IN-LAW	<input type="checkbox"/> COUSIN		
<input type="checkbox"/> SISTER	<input type="checkbox"/> MOTHER-IN-LAW	<input type="checkbox"/> HIRED MAN		
<input type="checkbox"/> FATHER	<input type="checkbox"/> SON-IN-LAW	<input checked="" type="checkbox"/> ROOMER		
<input type="checkbox"/> MOTHER	<input type="checkbox"/> DAUGHTER-IN-LAW	<input type="checkbox"/> SERVANT		
<input type="checkbox"/> GRANDSON	<input type="checkbox"/> BROTHER-IN-LAW	<input type="checkbox"/> OTHER (Specify)		
<input type="checkbox"/> GRANDDAUGHTER	<input type="checkbox"/> SISTER-IN-LAW			
<input type="checkbox"/> GRANDCHILD	<input type="checkbox"/> ORPHAN			

FORM 8C-627 (6-9-67)
FORMERLY 10-637U.S. DEPARTMENT OF COMMERCE
BUREAU OF THE CENSUS

1910 CENSUS INDEX - INDIVIDUAL

TEXAS

W 314	NAME OF INDIVIDUAL <i>Whitfield Maria</i>		E.D. <i>41</i>	SHEET <i>357</i>
COLOR <i>B</i>	AGE <i>60</i>	BIRTHPLACE <i>Ta</i>	VOL <i>35</i>	
COUNTY <i>Dallas</i>	CITY <i>Dallas</i>			
ENUMERATED WITH <i>Coffee M D</i>				
RELATIONSHIP TO ABOVE				
<input type="checkbox"/> SON	<input type="checkbox"/> NEPHEW	<input type="checkbox"/> STEPSON		
<input type="checkbox"/> DAUGHTER	<input type="checkbox"/> NIECE	<input type="checkbox"/> STEPDAUGHTER		
<input type="checkbox"/> BROTHER	<input type="checkbox"/> FATHER-IN-LAW	<input type="checkbox"/> COUSIN		
<input type="checkbox"/> SISTER	<input checked="" type="checkbox"/> MOTHER-IN-LAW	<input type="checkbox"/> HIRED MAN		
<input type="checkbox"/> FATHER	<input type="checkbox"/> SON-IN-LAW	<input type="checkbox"/> ROOMER		
<input type="checkbox"/> MOTHER	<input type="checkbox"/> DAUGHTER-IN-LAW	<input type="checkbox"/> SERVANT		
<input type="checkbox"/> GRANDSON	<input type="checkbox"/> BROTHER-IN-LAW	<input type="checkbox"/> OTHER (Specify)		
<input type="checkbox"/> GRANDDAUGHTER	<input type="checkbox"/> SISTER-IN-LAW			
<input type="checkbox"/> GRANDCHILD	<input type="checkbox"/> ORPHAN			

FORM 10 637

1910 CENSUS INDEX - INDIVIDUAL

U. S. DEPARTMENT OF COMMERCE
BUREAU OF THE CENSUS

TEXAS

6314	NAME OF INDIVIDUAL Whitfield, Margaret A.		E.D. 55	SHEET 109
COLOR W	AGE 44	BIRTHPLACE N. Y.	VOL. 42	
COUNTY Edwards		CITY		
ENUMERATED WITH Cowan, John W.				
RELATIONSHIP TO ABOVE				
<input type="checkbox"/> SON	<input type="checkbox"/> NEPHEW	<input type="checkbox"/> STEPMOM		
<input type="checkbox"/> DAUGHTER	<input type="checkbox"/> NIECE	<input type="checkbox"/> STEPDAUGHTER		
<input type="checkbox"/> BROTHER	<input type="checkbox"/> FATHER-IN-LAW	<input type="checkbox"/> COUSIN		
<input type="checkbox"/> SISTER	<input type="checkbox"/> MOTHER-IN-LAW	<input type="checkbox"/> HIRED MAN		
<input type="checkbox"/> FATHER	<input type="checkbox"/> SON-IN-LAW	<input type="checkbox"/> ROOMER		
<input type="checkbox"/> MOTHER	<input type="checkbox"/> DAUGHTER-IN-LAW	<input type="checkbox"/> SERVANT		
<input type="checkbox"/> GRANDSON	<input type="checkbox"/> BROTHER-IN-LAW	<input checked="" type="checkbox"/> OTHER (Specify)		
<input type="checkbox"/> GRANDDAUGHTER	<input type="checkbox"/> SISTER-IN-LAW	<u>BO</u>		
<input type="checkbox"/> GRANDCHILD	<input type="checkbox"/> ORPHAN			

FORM 10 637

1910 CENSUS INDEX - INDIVIDUAL

U. S. DEPARTMENT OF COMMERCE
BUREAU OF THE CENSUS

TEXAS

W 314	NAME OF INDIVIDUAL Whitfield, Mandy		E.D. 7	SHEET 14
COLOR B	AGE 33	BIRTHPLACE	VOL. 16	
COUNTY Brazoria	CITY			
ENUMERATED WITH Johnson, Bud L				
RELATIONSHIP TO ABOVE				
<input type="checkbox"/> SON	<input type="checkbox"/> NEPHEW	<input type="checkbox"/> STEPSON		
<input type="checkbox"/> DAUGHTER	<input type="checkbox"/> NIECE	<input type="checkbox"/> STEPDAUGHTER		
<input type="checkbox"/> BROTHER	<input type="checkbox"/> FATHER-IN-LAW	<input type="checkbox"/> COUSIN		
<input type="checkbox"/> SISTER	<input type="checkbox"/> MOTHER-IN-LAW	<input type="checkbox"/> HIRED MAN		
<input type="checkbox"/> FATHER	<input type="checkbox"/> SON-IN-LAW	<input type="checkbox"/> ROOMER		
<input type="checkbox"/> MOTHER	<input type="checkbox"/> DAUGHTER-IN-LAW	<input type="checkbox"/> SERVANT		
<input type="checkbox"/> GRANDSON	<input type="checkbox"/> BROTHER-IN-LAW	<input checked="" type="checkbox"/> OTHER (Specify) COOPER		
<input type="checkbox"/> GRANDDAUGHTER	<input type="checkbox"/> SISTER-IN-LAW			
<input type="checkbox"/> GRANDCHILD	<input type="checkbox"/> ORPHAN			

FORM 10-637
1910 CENSUS INDEX - INDIVIDUAL

U. S. DEPARTMENT OF COMMERCE
BUREAU OF THE CENSUS

TEXAS

W 314	HEAD OF FAMILY Whitfield, Major		E.D. 11	SHEET 3
COLOR W	AGE 42	BIRTHPLACE	VOL. 5	
COUNTY Bastrop		CITY		
OTHER MEMBERS OF FAMILY				
NAME		RELATIONSHIP	AGE	BIRTHPLACE
Alice		w	40	
Thompson, G. D.		ss	17	
Whitfield, George		s	13	
Albert		s	9	
Thompson, Alene		ss	19	

FORM 10-636
1910 CENSUS INDEX - FAMILY

U. S. DEPARTMENT OF COMMERCE
BUREAU OF THE CENSUS

TEXAS

W314	NAME OF INDIVIDUAL <i>Hoodfalks, Major</i>		E.O. 32	SHEET 1
COLOR 13	AGE 11	BIRTH PLACE	VOL. 28	
COUNTY Colorado		CITY		
ENUMERATED WITH <i>Walker, George</i>				
RELATIONSHIP TO ABOVE.				
<input type="checkbox"/> SON	<input type="checkbox"/> NEPHEW	<input type="checkbox"/> STEPSON		
<input type="checkbox"/> DAUGHTER	<input type="checkbox"/> NIECE	<input type="checkbox"/> STEPDAUGHTER		
<input type="checkbox"/> BROTHER	<input type="checkbox"/> FATHER-IN-LAW	<input type="checkbox"/> COUSIN		
<input type="checkbox"/> SISTER	<input type="checkbox"/> MOTHER-IN-LAW	<input type="checkbox"/> HIRED MAN		
<input type="checkbox"/> FATHER	<input type="checkbox"/> SON-IN-LAW	<input type="checkbox"/> ROOMER		
<input type="checkbox"/> MOTHER	<input type="checkbox"/> DAUGHTER-IN-LAW	<input type="checkbox"/> SERVANT		
<input checked="" type="checkbox"/> GRANDSON	<input type="checkbox"/> BROTHER-IN-LAW	<input type="checkbox"/> OTHER (Specify)		
<input type="checkbox"/> GRANDDAUGHTER	<input type="checkbox"/> SISTER-IN-LAW			
<input type="checkbox"/> GRANDCHILD	<input type="checkbox"/> ORPHAN			

FORM 10 637
1910 CENSUS INDEX - INDIVIDUAL

U. S. DEPARTMENT OF COMMERCE
BUREAU OF THE CENSUS

TEXAS

W 314	HEAD OF FAMILY		Whitfield, Major	E.D.	SHEET
COLOR W	AGE 27	BIRTHPLACE Ila.		62	306
COUNTY	Falls		CITY	VOL.	50
OTHER MEMBERS OF FAMILY					
NAME		RELATIONSHIP	AGE	BIRTHPLACE	
Anna		W	23		
Zela		D	18/12		

FORM 10-838
1910 CENSUS INDEX - FAMILY

U. S. DEPARTMENT OF COMMERCE
BUREAU OF THE CENSUS

TEXAS

W314		NAME OF INDIVIDUAL Whitefield Mada		E.O. 111	SHEET 186
COLOR W	AGE 27	BIRTHPLACE		VOL.	46
COUNTY Ellis			CITY		
ENUMERATED WITH Strand W M.					
RELATIONSHIP TO ABOVE					
<input type="checkbox"/> SON	<input type="checkbox"/> NEPHEW	<input type="checkbox"/> STEPSON			
<input type="checkbox"/> DAUGHTER	<input checked="" type="checkbox"/> WIFE	<input type="checkbox"/> STEPDAUGHTER			
<input type="checkbox"/> BROTHER	<input type="checkbox"/> FATHER-IN-LAW	<input type="checkbox"/> COUSIN			
<input type="checkbox"/> SISTER	<input type="checkbox"/> MOTHER-IN-LAW	<input type="checkbox"/> HIRED MAN			
<input type="checkbox"/> FATHER	<input type="checkbox"/> SON-IN-LAW	<input type="checkbox"/> ROOMER			
<input type="checkbox"/> MOTHER	<input type="checkbox"/> DAUGHTER-IN-LAW	<input type="checkbox"/> SERVANT			
<input type="checkbox"/> GRANDSON	<input type="checkbox"/> BROTHER-IN-LAW	<input type="checkbox"/> OTHER (Specify)			
<input type="checkbox"/> GRANDDAUGHTER	<input type="checkbox"/> SISTER-IN-LAW				
<input type="checkbox"/> GRANDCHILD	<input type="checkbox"/> ORPHAN				

FORM 10 637

1910 CENSUS INDEX - INDIVIDUAL

U.S. DEPARTMENT OF COMMERCE
BUREAU OF THE CENSUS

TEXAS

W 314		NAME OF INDIVIDUAL W Whitfield, Lucy		E.D. 109	SHEET 188
COLOR B	AGE 24	BIRTHPLACE +		VOL. 146	
COUNTY Washington		CITY			
ENUMERATED WITH William; Helrey					
RELATIONSHIP TO ABOVE					
<input type="checkbox"/> SON	<input type="checkbox"/> NEPHEW	<input type="checkbox"/> STEPSON			
<input type="checkbox"/> DAUGHTER	<input type="checkbox"/> NIECE	<input type="checkbox"/> STEPDAUGHTER			
<input type="checkbox"/> BROTHER	<input type="checkbox"/> FATHER-IN-LAW	<input type="checkbox"/> COUSIN			
<input type="checkbox"/> SISTER	<input type="checkbox"/> MOTHER-IN-LAW	<input type="checkbox"/> HIRED MAN			
<input type="checkbox"/> FATHER	<input type="checkbox"/> SON-IN-LAW	<input checked="" type="checkbox"/> ROOMER			
<input type="checkbox"/> MOTHER	<input type="checkbox"/> DAUGHTER-IN-LAW	<input type="checkbox"/> SERVANT			
<input type="checkbox"/> GRANDSON	<input type="checkbox"/> BROTHER-IN-LAW	<input type="checkbox"/> OTHER (Specify)			
<input type="checkbox"/> GRANDDAUGHTER	<input type="checkbox"/> SISTER-IN-LAW				
<input type="checkbox"/> GRANDCHILD	<input type="checkbox"/> ORPHAN				

FORM BC-627 (5-5-67)
FORMERLY 10-637

1910 CENSUS INDEX - INDIVIDUAL

U.S. DEPARTMENT OF COMMERCE
BUREAU OF THE CENSUS

TEXAS

W314		NAME OF INDIVIDUAL <i>Whitfield Lucy</i>		E.D. <i>115</i>	SHEET <i>281</i>
COLOR <i>W</i>	AGE <i>61</i>	BIRTHPLACE <i>Tenn.</i>		VOL. <i>142</i>	
COUNTY		CITY <i>Williamson</i>			
ENUMERATED WITH <i>Whitfield Kate</i>					
RELATIONSHIP TO ABOVE					
<input type="checkbox"/> SON	<input type="checkbox"/> NEPHEW	<input type="checkbox"/> STEPSON			
<input type="checkbox"/> DAUGHTER	<input type="checkbox"/> NIECE	<input type="checkbox"/> STEPDAUGHTER			
<input type="checkbox"/> BROTHER	<input type="checkbox"/> FATHER-IN-LAW	<input type="checkbox"/> COUSIN			
<input type="checkbox"/> SISTER	<input type="checkbox"/> MOTHER-IN-LAW	<input type="checkbox"/> HIRED MAN			
<input type="checkbox"/> FATHER	<input type="checkbox"/> SON-IN-LAW	<input type="checkbox"/> ROOMER			
<input type="checkbox"/> MOTHER	<input type="checkbox"/> DAUGHTER-IN-LAW	<input type="checkbox"/> SERVANT			
<input type="checkbox"/> GRANDSON	<input type="checkbox"/> BROTHER-IN-LAW	<input type="checkbox"/> OTHER (<i>Specify</i>)			
<input type="checkbox"/> GRANDDAUGHTER	<input type="checkbox"/> SISTER-IN-LAW				
<input type="checkbox"/> GRANDCHILD	<input type="checkbox"/> ORPHAN				

FORM BC-627 (5-9-67)
FORMERLY 10-637

U.S. DEPARTMENT OF COMMERCE
BUREAU OF THE CENSUS

1910 CENSUS INDEX - INDIVIDUAL

TEXAS

W314		NAME OF INDIVIDUAL W Whitfield, Lucy		E.D. 116	SHEET 486
COLOR W	AGE 61	BIRTHPLACE Tenn		VOL. 142	
COUNTY		CITY Williamson			
ENUMERATED WITH W Whitfield, Puck					
RELATIONSHIP TO ABOVE					
<input type="checkbox"/> SON	<input type="checkbox"/> NEPHEW	<input type="checkbox"/> STEPSON			
<input type="checkbox"/> DAUGHTER	<input type="checkbox"/> NIECE	<input type="checkbox"/> STEPDAUGHTER			
<input type="checkbox"/> BROTHER	<input type="checkbox"/> FATHER-IN-LAW	<input type="checkbox"/> COUSIN			
<input type="checkbox"/> SISTER	<input type="checkbox"/> MOTHER-IN-LAW	<input type="checkbox"/> HIRED MAN			
<input type="checkbox"/> FATHER	<input type="checkbox"/> SON-IN-LAW	<input type="checkbox"/> ROOMER			
<input checked="" type="checkbox"/> MOTHER	<input type="checkbox"/> DAUGHTER-IN-LAW	<input type="checkbox"/> SERVANT			
<input type="checkbox"/> GRANDSON	<input type="checkbox"/> BROTHER-IN-LAW	<input type="checkbox"/> OTHER (Specify)			
<input type="checkbox"/> GRANDDAUGHTER	<input type="checkbox"/> SISTER-IN-LAW				
<input type="checkbox"/> GRANDCHILD	<input checked="" type="checkbox"/> ORPHAN				

FORM BC-627 (6-8-67)
FORMERLY 10-637U.S. DEPARTMENT OF COMMERCE
BUREAU OF THE CENSUS

1910 CENSUS INDEX - INDIVIDUAL

TEXAS

W314	NAME OF INDIVIDUAL Wheatall Luberta		E.D. 35	SHEET 199
COLOR B -	AGE 14	BIRTHPLACE	VOL. 38	
COUNTY	Grimes		CITY	
ENUMERATED WITH Wheatall Ida				
RELATIONSHIP TO ABOVE				
<input type="checkbox"/> SON	<input type="checkbox"/> NEPHEW	<input type="checkbox"/> STEPSON		
<input type="checkbox"/> DAUGHTER	<input type="checkbox"/> NIECE	<input type="checkbox"/> STEPDAUGHTER		
<input type="checkbox"/> BROTHER	<input type="checkbox"/> FATHER-IN-LAW	<input type="checkbox"/> COUSIN		
<input checked="" type="checkbox"/> SISTER	<input type="checkbox"/> MOTHER-IN-LAW	<input type="checkbox"/> HIRED MAN		
<input type="checkbox"/> FATHER	<input type="checkbox"/> SON-IN-LAW	<input type="checkbox"/> ROOMER		
<input type="checkbox"/> MOTHER	<input type="checkbox"/> DAUGHTER-IN-LAW	<input type="checkbox"/> SERVANT		
<input type="checkbox"/> GRANDSON	<input type="checkbox"/> BROTHER-IN-LAW	<input type="checkbox"/> OTHER (Specify)		
<input type="checkbox"/> GRANDDAUGHTER	<input type="checkbox"/> SISTER-IN-LAW			
<input type="checkbox"/> GRANDCHILD	<input type="checkbox"/> ORPHAN			

FORM 10-637
1910 CENSUS INDEX - INDIVIDUAL

U. S. DEPARTMENT OF COMMERCE
BUREAU OF THE CENSUS

TEXAS

W314	HEAD OF FAMILY Whitfield, Louis.		E.D. 8	SHEET 6
COLOR W	AGE 34	BIRTHPLACE ark	VOL. 7	
COUNTY Bell	CITY			
OTHER MEMBERS OF FAMILY				
	NAME	RELATION- SHIP	AGE	BIRTHPLACE
/	Elizabeth	W	53	ky
/	Mora	D	23	ark
/	Ellen	D	20	ark
/	Hardy	S	18	ark
/	Belle Howard	S-K	25	ala

FORM 10-636
1910 CENSUS INDEX - FAMILYU. S. DEPARTMENT OF COMMERCE
BUREAU OF THE CENSUS

TEXAS

W314		NAME OF INDIVIDUAL <i>Wittfield Lizzie</i>		E.D.	SHEET
COLOR <i>mn</i>	AGE <i>40</i>	BIRTHPLACE		<i>1</i>	<i>4</i>
COUNTY			CITY	VOL.	
			<i>Austin</i>	<i>3</i>	
ENUMERATED WITH <i>Pearline Jones</i>					
RELATIONSHIP TO ABOVE					
<input type="checkbox"/> SON	<input type="checkbox"/> NEPHEW	<input type="checkbox"/> STEPSON			
<input type="checkbox"/> DAUGHTER	<input type="checkbox"/> NIECE	<input type="checkbox"/> STEPDAUGHTER			
<input type="checkbox"/> BROTHER	<input type="checkbox"/> FATHER-IN-LAW	<input type="checkbox"/> COUSIN			
<input checked="" type="checkbox"/> SISTER	<input type="checkbox"/> MOTHER-IN-LAW	<input type="checkbox"/> HIRED MAN			
<input type="checkbox"/> FATHER	<input type="checkbox"/> SON-IN-LAW	<input type="checkbox"/> ROOMER			
<input type="checkbox"/> MOTHER	<input type="checkbox"/> DAUGHTER-IN-LAW	<input type="checkbox"/> SERVANT			
<input type="checkbox"/> GRANDSON	<input type="checkbox"/> BROTHER-IN-LAW	<input type="checkbox"/> OTHER (<i>Specify</i>)			
<input type="checkbox"/> GRANDDAUGHTER	<input type="checkbox"/> SISTER-IN-LAW				
<input type="checkbox"/> GRANDCHILD	<input type="checkbox"/> ORPHAN				

FORM 10-637

1910 CENSUS INDEX - INDIVIDUAL

U.S. DEPARTMENT OF COMMERCE
BUREAU OF THE CENSUS

TEXAS

W-314	NAME OF INDIVIDUAL <i>Whitfield, Lillie</i>		E.D. 2	SHEET 3
COLOR B	AGE 18	BIRTHPLACE	VOL. 15	
COUNTY Bowie		CITY		
ENUMERATED WITH <i>Brown, Henry</i>				
RELATIONSHIP TO ABOVE				
<input type="checkbox"/> SON	<input type="checkbox"/> NEPHEW	<input type="checkbox"/> STEPSON		
<input type="checkbox"/> DAUGHTER	<input type="checkbox"/> NIECE	<input checked="" type="checkbox"/> STEPDAUGHTER		
<input type="checkbox"/> BROTHER	<input type="checkbox"/> FATHER-IN-LAW	<input type="checkbox"/> COUSIN		
<input type="checkbox"/> SISTER	<input type="checkbox"/> MOTHER-IN-LAW	<input type="checkbox"/> HIRED MAN		
<input type="checkbox"/> FATHER	<input type="checkbox"/> SON-IN-LAW	<input type="checkbox"/> ROOMER		
<input type="checkbox"/> MOTHER	<input type="checkbox"/> DAUGHTER-IN-LAW	<input type="checkbox"/> SERVANT		
<input type="checkbox"/> GRANDSON	<input type="checkbox"/> BROTHER-IN-LAW	<input type="checkbox"/> OTHER (<i>Specify</i>)		
<input type="checkbox"/> GRANDDAUGHTER	<input type="checkbox"/> SISTER-IN-LAW			
<input type="checkbox"/> GRANDCHILD	<input type="checkbox"/> ORPHAN			

FORM 10-637
1910 CENSUS INDEX - INDIVIDUAL

U. S. DEPARTMENT OF COMMERCE
BUREAU OF THE CENSUS

TEXAS

W 314	NAME OF INDIVIDUAL Whitfield Lillian		E.D. 99	SHEET 40
COLOR W	AGE 17	BIRTHPLACE	VOL. 68	
COUNTY Harris		CITY Houston		
ENUMERATED WITH De Home L C				
RELATIONSHIP TO ABOVE				
<input type="checkbox"/> SON	<input type="checkbox"/> NEPHEW	<input type="checkbox"/> STEPSON		
<input type="checkbox"/> DAUGHTER	<input type="checkbox"/> NIECE	<input checked="" type="checkbox"/> STEPDAUGHTER		
<input type="checkbox"/> BROTHER	<input type="checkbox"/> FATHER-IN-LAW	<input type="checkbox"/> COUSIN		
<input checked="" type="checkbox"/> SISTER	<input type="checkbox"/> MOTHER-IN-LAW	<input type="checkbox"/> HIRED MAN		
<input type="checkbox"/> FATHER	<input type="checkbox"/> SON-IN-LAW	<input type="checkbox"/> ROOMER		
<input type="checkbox"/> MOTHER	<input type="checkbox"/> DAUGHTER-IN-LAW	<input type="checkbox"/> SERVANT		
<input type="checkbox"/> GRANDSON	<input type="checkbox"/> BROTHER-IN-LAW	<input type="checkbox"/> OTHER (Specify)		
<input type="checkbox"/> GRANDDAUGHTER	<input type="checkbox"/> SISTER-IN-LAW			
<input type="checkbox"/> GRANDCHILD	<input type="checkbox"/> ORPHAN			

FORM 10 637
1910 CENSUS INDEX - INDIVIDUAL

U. S. DEPARTMENT OF COMMERCE
BUREAU OF THE CENSUS

TEXAS

W 314	HEAD OF FAMILY		E.D.	SHEET
COLOR	AGE	BIRTHPLACE	106	479
B	38		VOL.	138
COUNTY		CITY		
Trinity				
OTHER MEMBERS OF FAMILY				
NAME		RELATIONSHIP	AGE	BIRTHPLACE
Stella		W	20	
John D.		S	2	
Suzanne		S	14	

FORM 10-636
1910 CENSUS INDEX - FAMILY

U. S. DEPARTMENT OF COMMERCE
BUREAU OF THE CENSUS

TEXAS

10314		HEAD OF FAMILY		Lewis		E.D.	SHEET
COLOR	AGE	BIRTHPLACE				VOL.	
W	23					58	
COUNTY			Grimes	CITY			
OTHER MEMBERS OF FAMILY							
NAME		RELATIONSHIP	AGE	BIRTHPLACE			
Maudie		W	18				
Florence		D	18				

FORM 10-636
1910 CENSUS INDEX - FAMILY

U.S. DEPARTMENT OF COMMERCE
BUREAU OF THE CENSUS

TEXAS

W 314		NAME OF INDIVIDUAL Wheat Fall Lewis		E.C. 35	SHEET 22
COLOR B	AGE 23	BIRTHPLACE		VOL. 5R	
COUNTY Grimes		CITY			
ENUMERATED WITH Sparks Ed					
RELATIONSHIP TO ABOVE					
<input type="checkbox"/> SON	<input type="checkbox"/> NEPHEW	<input type="checkbox"/> STEPSON			
<input type="checkbox"/> DAUGHTER	<input type="checkbox"/> NIECE	<input type="checkbox"/> STEPDAUGHTER			
<input type="checkbox"/> BROTHER	<input type="checkbox"/> FATHER-IN-LAW	<input type="checkbox"/> COUSIN			
<input type="checkbox"/> SISTER	<input type="checkbox"/> MOTHER-IN-LAW	<input type="checkbox"/> HIRED MAN			
<input type="checkbox"/> FATHER	<input checked="" type="checkbox"/> SON-IN-LAW	<input type="checkbox"/> ROOMER			
<input type="checkbox"/> MOTHER	<input type="checkbox"/> DAUGHTER-IN-LAW	<input type="checkbox"/> SERVANT			
<input type="checkbox"/> GRANDSON	<input type="checkbox"/> BROTHER-IN-LAW	<input type="checkbox"/> OTHER (Specify)			
<input checked="" type="checkbox"/> GRANDDAUGHTER	<input type="checkbox"/> SISTER-IN-LAW				
<input type="checkbox"/> GRANDCHILD	<input type="checkbox"/> ORPHAN				

FORM 10-637

1910 CENSUS INDEX - INDIVIDUAL

U.S. DEPARTMENT OF COMMERCE
BUREAU OF THE CENSUS

TEXAS

10314		NAME OF INDIVIDUAL <i>Whitfield Lewis</i>		E.D. <i>6</i>	SHEET <i>19</i>
COLOR <i>W</i>	AGE <i>32</i>	BIRTHPLACE		VOL. <i>3</i>	
COUNTY			CITY <i>Austin</i>		
ENUMERATED WITH <i>Hirsch Mathilde</i>					
RELATIONSHIP TO ABOVE					
<input type="checkbox"/> SON	<input type="checkbox"/> NEPHEW	<input type="checkbox"/> STEPSON			
<input type="checkbox"/> DAUGHTER	<input type="checkbox"/> NIECE	<input type="checkbox"/> STEPDAUGHTER			
<input type="checkbox"/> BROTHER	<input type="checkbox"/> FATHER-IN-LAW	<input type="checkbox"/> COUSIN			
<input type="checkbox"/> SISTER	<input type="checkbox"/> MOTHER-IN-LAW	<input type="checkbox"/> HIRED MAN			
<input type="checkbox"/> FATHER	<input type="checkbox"/> SON-IN-LAW	<input checked="" type="checkbox"/> ROOMER			
<input type="checkbox"/> MOTHER	<input type="checkbox"/> DAUGHTER-IN-LAW	<input type="checkbox"/> SERVANT			
<input type="checkbox"/> GRANDSON	<input type="checkbox"/> BROTHER-IN-LAW	<input type="checkbox"/> OTHER (<i>Specify</i>)			
<input type="checkbox"/> GRANDDAUGHTER	<input type="checkbox"/> SISTER-IN-LAW				
<input type="checkbox"/> GRANDCHILD	<input type="checkbox"/> ORPHAN				

FORM 10-637
1910 CENSUS INDEX - INDIVIDUAL

U. S. DEPARTMENT OF COMMERCE
BUREAU OF THE CENSUS

TEXAS

W314		NAME OF INDIVIDUAL Whitfield Leroy		E.D. 105	SHEET 250
COLOR B	AGE 15	BIRTHPLACE		VOL. 99	
COUNTY McLennan			CITY		
ENUMERATED WITH - Parker John					
RELATIONSHIP TO ABOVE					
<input checked="" type="checkbox"/> SON	<input type="checkbox"/> NEPHEW	<input type="checkbox"/> STEPSON			
<input type="checkbox"/> DAUGHTER	<input type="checkbox"/> NIECE	<input type="checkbox"/> STEPDAUGHTER			
<input type="checkbox"/> BROTHER	<input type="checkbox"/> FATHER-IN-LAW	<input type="checkbox"/> COUSIN			
<input type="checkbox"/> SISTER	<input type="checkbox"/> MOTHER-IN-LAW	<input type="checkbox"/> HIRED MAN			
<input type="checkbox"/> FATHER	<input type="checkbox"/> SON-IN-LAW	<input type="checkbox"/> ROOMER			
<input type="checkbox"/> MOTHER	<input type="checkbox"/> DAUGHTER-IN-LAW	<input type="checkbox"/> SERVANT			
<input type="checkbox"/> GRANDSON	<input type="checkbox"/> BROTHER-IN-LAW	<input type="checkbox"/> OTHER (Specify)			
<input type="checkbox"/> GRANDDAUGHTER	<input type="checkbox"/> SISTER-IN-LAW				
<input type="checkbox"/> GRANDCHILD	<input type="checkbox"/> ORPHAN				

FORM 10 637
1910 CENSUS INDEX - INDIVIDUAL

U. S. DEPARTMENT OF COMMERCE
BUREAU OF THE CENSUS

TEXAS

W314	HEAD OF FAMILY Whitfield Geo B		E.D. 84	SHEET 134
COLOR W	AGE 32	BIRTHPLACE Ark	VOL. 101	
COUNTY Medina		CITY Deming		
OTHER MEMBERS OF FAMILY				
NAME		RELATIONSHIP	AGE	BIRTHPLACE
Sadie D		D	28	
Hilbert S		S	22	
Ruth		D	19	
John E		S	14	
Sarah B		M	52	Tenn.
4:30				
1 se				

FORM 10-636
1910 CENSUS INDEX - FAMILY

U.S. DEPARTMENT OF COMMERCE
BUREAU OF THE CENSUS

TEXAS

W314	NAME OF INDIVIDUAL <i>Whitefield, Leine F</i>		E.D. <i>112</i>	SHEET <i>103</i>
COLOR <i>W</i>	AGE <i>74</i>	BIRTHPLACE <i>Tenn</i>	VOL. <i>46</i>	
COUNTY <i>Ellis</i>		CITY		
ENUMERATED WITH <i>Whitefield, W. B.</i>				
RELATIONSHIP TO ABOVE				
<input type="checkbox"/> SON	<input type="checkbox"/> NEPHEW	<input type="checkbox"/> STEPSON		
<input type="checkbox"/> DAUGHTER	<input type="checkbox"/> NIECE	<input type="checkbox"/> STEPDAUGHTER		
<input type="checkbox"/> BROTHER	<input type="checkbox"/> FATHER-IN-LAW	<input type="checkbox"/> COUSIN		
<input type="checkbox"/> SISTER	<input type="checkbox"/> MOTHER-IN-LAW	<input type="checkbox"/> HIRED MAN		
<input type="checkbox"/> FATHER	<input type="checkbox"/> SON-IN-LAW	<input type="checkbox"/> ROOMER		
<input checked="" type="checkbox"/> MOTHER	<input type="checkbox"/> DAUGHTER-IN-LAW	<input type="checkbox"/> SERVANT		
<input type="checkbox"/> GRANDSON	<input type="checkbox"/> BROTHER-IN-LAW	<input type="checkbox"/> OTHER (<i>Specify</i>)		
<input type="checkbox"/> GRANDDAUGHTER	<input type="checkbox"/> SISTER-IN-LAW			
<input type="checkbox"/> GRANDCHILD	<input type="checkbox"/> ORPHAN			

FORM 10-637
1910 CENSUS INDEX - INDIVIDUAL

U. S. DEPARTMENT OF COMMERCE
BUREAU OF THE CENSUS

TEXAS

W314	HEAD OF FAMILY Whitfield Ler R		E.D. 2624	SHEET
COLOR W	AGE 36	BIRTHPLACE		VOL. 54
COUNTY Freestone		CITY Teague		
OTHER MEMBERS OF FAMILY				
NAME		RELATION- SHIP	AGE	BIRTHPLACE
Theodor		W	25	
Lena		S	3	

FORM 10-636
1910 CENSUS INDEX - FAMILY

U.S. DEPARTMENT OF COMMERCE
BUREAU OF THE CENSUS

TEXAS

W314		NAME OF INDIVIDUAL <i>Whitfield, Lee</i>		E.O. 34	SHEET 12
COLOR <i>B</i>	AGE 30	BIRTHPLACE		VOL. 22	
COUNTY <i>Cass</i>			CITY <i>Queen</i>		
ENUMERATED WITH <i>Harrell, Wesley</i>					
RELATIONSHIP TO ABOVE					
<input type="checkbox"/> SON	<input type="checkbox"/> NEPHEW	<input type="checkbox"/> STEPSON			
<input type="checkbox"/> DAUGHTER	<input type="checkbox"/> NIECE	<input type="checkbox"/> STEPDAUGHTER			
<input type="checkbox"/> BROTHER	<input type="checkbox"/> FATHER-IN-LAW	<input type="checkbox"/> COUSIN			
<input type="checkbox"/> SISTER	<input type="checkbox"/> MOTHER-IN-LAW	<input type="checkbox"/> HIRED MAN			
<input type="checkbox"/> FATHER	<input type="checkbox"/> SON-IN-LAW	<input checked="" type="checkbox"/> ROOMER			
<input type="checkbox"/> MOTHER	<input type="checkbox"/> DAUGHTER-IN-LAW	<input type="checkbox"/> SERVANT			
<input type="checkbox"/> GRANDSON	<input type="checkbox"/> BROTHER-IN-LAW	<input type="checkbox"/> OTHER (Specify)			
<input type="checkbox"/> GRANDDAUGHTER	<input type="checkbox"/> SISTER-IN-LAW				
<input type="checkbox"/> GRANDCHILD	<input type="checkbox"/> ORPHAN				

FORM 10 637

1970 CENSUS INDEX - INDIVIDUAL

U.S. DEPARTMENT OF COMMERCE
BUREAU OF THE CENSUS

TEXAS

W314	HEAD OF FAMILY Whitefield Lee		E.D. 103	SHEET 13
COLOR W	AGE 46	BIRTHPLACE Ky.	VOL. 36	
COUNTY Dallas		CITY		
OTHER MEMBERS OF FAMILY				
NAME		RELATIONSHIP	AGE	BIRTHPLACE
Helen		W	30	Ark
James L.		S	7	Okl
Judge		S	3	I

FORM 10-636
1910 CENSUS INDEX - FAMILY

U.S. DEPARTMENT OF COMMERCE
BUREAU OF THE CENSUS

TEXAS

6-314		HEAD OF FAMILY.		E.O.	SHEET
L. H. Hiltzelt, Lee				156	48
COLOR	AGE	BIRTHPLACE		VOL.	
B	40			141	
COUNTY		CITY			
Walker					
OTHER MEMBERS OF FAMILY					
NAME		RELATIONSHIP	AGE	BIRTHPLACE	
Lillian		W	34		
Lillian		D	15		
John D.		S	13		
William		S	9		
Eugene		S	8		
Lillian May		D	6		
Eddie		S	4		

FORM 10-636

1910 CENSUS INDEX - FAMILY

U. S. DEPARTMENT OF COMMERCE
BUREAU OF THE CENSUS

TEXAS

10014	HEAD OF FAMILY W. H. Field, Jr.		E.D. 28	SHEET 512
COLOR 15	AGE 21	BIRTHPLACE	VOL. 65	
COUNTY Hardin	CITY.			
OTHER MEMBERS OF FAMILY				
NAME		RELATIONSHIP	AGE	BIRTHPLACE
3.30 E. Field		W	18	

FORM 10 636

1910 CENSUS INDEX - FAMILY

U.S. DEPARTMENT OF COMMERCE,
BUREAU OF THE CENSUS

TEXAS

11314		HEAD OF FAMILY		E.D.	SHEET
COLOR	AGE	BIRTHPLACE		39	58
COUNTY	Hardeman		CITY	VOL. 65	
OTHER MEMBERS OF FAMILY					
NAME		RELATIONSHIP	AGE	BIRTHPLACE	
Mason			25		
Mason			23		
Lillyman			11		

FORM 10-636
1910 CENSUS INDEX - FAMILY

U S DEPARTMENT OF COMMERCE
BUREAU OF THE CENSUS

TEXAS

W314		NAME OF INDIVIDUAL Whitfield Lawson		E.D. 123	SHEET 12
COLOR W	AGE 20	BIRTHPLACE Fla.		VOL. 25	
COUNTY Coleman			CITY Coleman		
ENUMERATED WITH Smith Edward S.					
RELATIONSHIP TO ABOVE					
<input type="checkbox"/> SON	<input type="checkbox"/> NEPHEW	<input type="checkbox"/> STEPSON			
<input type="checkbox"/> DAUGHTER	<input type="checkbox"/> NIECE	<input type="checkbox"/> STEPDAUGHTER			
<input type="checkbox"/> BROTHER	<input type="checkbox"/> FATHER-IN-LAW	<input type="checkbox"/> COUSIN			
<input type="checkbox"/> SISTER	<input type="checkbox"/> MOTHER-IN-LAW	<input type="checkbox"/> HIRED MAN			
<input type="checkbox"/> FATHER	<input type="checkbox"/> SON-IN-LAW	<input checked="" type="checkbox"/> ROOMER			
<input type="checkbox"/> MOTHER	<input type="checkbox"/> DAUGHTER-IN-LAW	<input type="checkbox"/> SERVANT			
<input type="checkbox"/> GRANDSON	<input type="checkbox"/> BROTHER-IN-LAW	<input type="checkbox"/> OTHER (Specify)			
<input type="checkbox"/> GRANDDAUGHTER	<input type="checkbox"/> SISTER-IN-LAW				
<input type="checkbox"/> GRANDCHILD	<input type="checkbox"/> ORPHAN				

FORM 10 637

1910 CENSUS INDEX - INDIVIDUAL

U. S. DEPARTMENT OF COMMERCE
BUREAU OF THE CENSUS

L
TEXAS

W314	NAME OF INDIVIDUAL Whitfield, Laura		E.O. 40	SHEET 299
COLOR B	AGE 65	BIRTHPLACE	VOL. 95	
COUNTY Limestone	CITY			
ENUMERATED WITH Whitfield, George				
RELATIONSHIP TO ABOVE				
<input type="checkbox"/> SON	<input type="checkbox"/> NEPHEW	<input type="checkbox"/> STEPSON		
<input type="checkbox"/> DAUGHTER	<input type="checkbox"/> NIECE	<input type="checkbox"/> STEPDAUGHTER		
<input type="checkbox"/> BROTHER	<input type="checkbox"/> FATHER-IN-LAW	<input type="checkbox"/> COUSIN		
<input type="checkbox"/> SISTER	<input type="checkbox"/> MOTHER-IN-LAW	<input type="checkbox"/> HIRED MAN		
<input type="checkbox"/> FATHER	<input type="checkbox"/> SON-IN-LAW	<input type="checkbox"/> ROOMER		
<input checked="" type="checkbox"/> MOTHER	<input type="checkbox"/> DAUGHTER-IN-LAW	<input type="checkbox"/> SERVANT		
<input type="checkbox"/> GRANDSON	<input type="checkbox"/> BROTHER-IN-LAW	<input type="checkbox"/> OTHER (Specify)		
<input type="checkbox"/> GRANDDAUGHTER	<input type="checkbox"/> SISTER-IN-LAW			
<input type="checkbox"/> GRANDCHILD	<input type="checkbox"/> ORPHAN			

FORM-10 637

1910 CENSUS INDEX - INDIVIDUAL

U.S. DEPARTMENT OF COMMERCE
BUREAU OF THE CENSUS

TEXAS

W314	NAME OF INDIVIDUAL W Whitfield Kelly		E.O. 98	SHEET 4 ³⁰
COLOR	AGE W 17	BIRTHPLACE	VOL. 91	
COUNTY Lamar		CITY		
ENUMERATED WITH Inurell Frank E				
RELATIONSHIP TO ABOVE				
<input type="checkbox"/> SON	<input type="checkbox"/> NEPHEW	<input type="checkbox"/> STEPSON		
<input type="checkbox"/> DAUGHTER	<input type="checkbox"/> NIECE	<input type="checkbox"/> STEPDAUGHTER		
<input type="checkbox"/> BROTHER	<input type="checkbox"/> FATHER-IN-LAW	<input type="checkbox"/> COUSIN		
<input type="checkbox"/> SISTER	<input type="checkbox"/> MOTHER-IN-LAW	<input type="checkbox"/> HIRED MAN		
<input type="checkbox"/> FATHER	<input type="checkbox"/> SON-IN-LAW	<input checked="" type="checkbox"/> ROOMER		
<input type="checkbox"/> MOTHER	<input type="checkbox"/> DAUGHTER-IN-LAW	<input type="checkbox"/> SERVANT		
<input type="checkbox"/> GRANDSON	<input type="checkbox"/> BROTHER-IN-LAW	<input type="checkbox"/> OTHER (Specify)		
<input type="checkbox"/> GRANDDAUGHTER	<input checked="" type="checkbox"/> SISTER-IN-LAW			
<input type="checkbox"/> GRANDCHILD	<input type="checkbox"/> ORPHAN			

FORM 10 637
1910 CENSUS INDEX - INDIVIDUAL

U. S. DEPARTMENT OF COMMERCE
BUREAU OF THE CENSUS

TEXAS

W 314	HEAD OF FAMILY Whitefield Katie		E.D. 32	SHEET 58
COLOR W	AGE 63	BIRTHPLACE Tenn	VOL. 48	
COUNTY Erath	CITY			
OTHER MEMBERS OF FAMILY				
NAME		RELATIONSHIP	AGE	BIRTHPLACE
Lizzie		D	32	Tenn
Dna		D	27	Tenn
Fred		S	21	Tenn
Ed		S	19	Tenn
Berlie		D	18	Tenn

FORM 10 636
1910 CENSUS INDEX - FAMILY

U. S. DEPARTMENT OF COMMERCE
BUREAU OF THE CENSUS

TEXAS

W. 314	HEAD OF FAMILY <i>Wentfield</i>		<i>Hate</i>	E.D. 22	SHEET 26
COLOR <i>B</i>	AGE <i>55</i>	BIRTHPLACE <i>Ark</i>		VOL. <i>23</i>	
COUNTY <i>Cherokee</i>			CITY		
OTHER MEMBERS OF FAMILY					
NAME		RELATIONSHIP	AGE	BIRTHPLACE	
<i>I Lela</i>		<i>D</i>	<i>12</i>		

FORM 10-636
1910 CENSUS INDEX - FAMILY

U. S. DEPARTMENT OF COMMERCE
BUREAU OF THE CENSUS

TEXAS

W314	NAME OF INDIVIDUAL Whitfield Jager		E.O. 96	SHEET 98
COLOR W	AGE 7	BIRTHPLACE	VOL. 52	
COUNTY		CITY		
		Fisher		
ENUMERATED WITH				
Whitfield John T				
RELATIONSHIP TO ABOVE				
<input type="checkbox"/> SON	<input type="checkbox"/> NEPHEW	<input checked="" type="checkbox"/> STEPSON		
<input type="checkbox"/> DAUGHTER	<input type="checkbox"/> NIECE	<input type="checkbox"/> STEPDAUGHTER		
<input type="checkbox"/> BROTHER	<input type="checkbox"/> FATHER-IN-LAW	<input type="checkbox"/> COUSIN		
<input type="checkbox"/> SISTER	<input type="checkbox"/> MOTHER-IN-LAW	<input type="checkbox"/> HIRED MAN		
<input type="checkbox"/> FATHER	<input type="checkbox"/> SON-IN-LAW	<input type="checkbox"/> ROOMER		
<input type="checkbox"/> MOTHER	<input type="checkbox"/> DAUGHTER-IN-LAW	<input type="checkbox"/> SERVANT		
<input type="checkbox"/> GRANDSON	<input type="checkbox"/> BROTHER-IN-LAW	<input type="checkbox"/> OTHER (Specify)		
<input type="checkbox"/> GRANDDAUGHTER	<input type="checkbox"/> SISTER-IN-LAW			
<input type="checkbox"/> GRANDCHILD	<input type="checkbox"/> BROTHER			

FORM 10 637

1910 CENSUS INDEX - INDIVIDUAL

U.S. DEPARTMENT OF COMMERCE
BUREAU OF THE CENSUS

TEXAS

W 314	HEAD OF FAMILY Whitfield, Judge		E.D. 56	SHEET 236
COLOR B	AGE 38	BIRTHPLACE	VOL. 102	
COUNTY Milam		CITY		
OTHER MEMBERS OF FAMILY				
NAME		RELATIONSHIP	AGE	BIRTHPLACE
Cary		W	33	
Arthur		S	17	
Elwora		D	14	
Cullin		S	12	
Judge		S	18	
J. May		D	7	
Daniel		S	14	

FORM 10-636A
1910 CENSUS INDEX - INDIVIDUAL

U.S. DEPARTMENT OF COMMERCE
BUREAU OF THE CENSUS

11314		HEAD OF FAMILY		TEXAS	
COLOR	W	AGE	34	Josephine	
COUNTY	Washington		CITY	E.D.	SHEET
					93
					39
					VOL. 146
OTHER MEMBERS OF FAMILY					
NAME		RELATIONSHIP	AGE	BIRTHPLACE	
Lance		12	17		
Thomas		8	12		
Josephine		10	7		

FORM 10 636

1910 CENSUS INDEX - FAMILY

U.S. DEPARTMENT OF COMMERCE
BUREAU OF THE CENSUS

TEXAS

W314	HEAD OF FAMILY Whitfield Joseph M		E.D. 97	SHEET 925
COLOR W	AGE 60	BIRTHPLACE Ala	VOL. 52	
COUNTY Fisher		CITY Raton		
OTHER MEMBERS OF FAMILY				
NAME		RELATIONSHIP	AGE	BIRTHPLACE
Lydia S		W	58	Ala

FORM 10-636
1910 CENSUS INDEX - FAMILY

U.S. DEPARTMENT OF COMMERCE
BUREAU OF THE CENSUS

TEXAS

W314	HEAD OF FAMILY		Whitefield John W		E.D.	SHEET
COLOR W	AGE 34	BIRTHPLACE			140	750
COUNTY		Ellis		CITY		VOL. 46
OTHER MEMBERS OF FAMILY						
NAME		RELATIONSHIP	AGE	BIRTHPLACE		
Lula		W	36	Ala		
J.W.		S	8			
Peta M.		D	6			
Myrtle Y		D	3			

FORM 10-636 -
1910 CENSUS INDEX - FAMILY

U.S. DEPARTMENT OF COMMERCE
BUREAU OF THE CENSUS

TEXAS

40314	NAME OF INDIVIDUAL W. Butfield John A.		E.D. 100	SHEET 390
COLOR W	AGE 24	BIRTHPLACE Ga.	VOL. 99	
COUNTY McLennan		CITY		
ENUMERATED WITH Laffel John				
RELATIONSHIP TO ABOVE				
<input type="checkbox"/> SON	<input type="checkbox"/> NEPHEW	<input type="checkbox"/> STEPSON		
<input type="checkbox"/> DAUGHTER	<input type="checkbox"/> NIECE	<input type="checkbox"/> STEPDAUGHTER		
<input type="checkbox"/> BROTHER	<input type="checkbox"/> FATHER-IN-LAW	<input type="checkbox"/> COUSIN		
<input type="checkbox"/> SISTER	<input type="checkbox"/> MOTHER-IN-LAW	<input checked="" type="checkbox"/> HIRED MAN		
<input type="checkbox"/> FATHER	<input type="checkbox"/> SON-IN-LAW	<input type="checkbox"/> ROOMER		
<input type="checkbox"/> MOTHER	<input type="checkbox"/> DAUGHTER-IN-LAW	<input type="checkbox"/> SERVANT		
<input type="checkbox"/> GRANDSON	<input type="checkbox"/> BROTHER-IN-LAW	<input type="checkbox"/> OTHER (Specify)		
<input type="checkbox"/> GRANDDAUGHTER	<input type="checkbox"/> SISTER-IN-LAW			
<input type="checkbox"/> GRANDCHILD	<input type="checkbox"/> ORPHAN			

FORM 10 637
1910 CENSUS INDEX - INDIVIDUAL

U. S. DEPARTMENT OF COMMERCE
BUREAU OF THE CENSUS

TEXAS

W314	HEAD OF FAMILY W. Whitefield John T		E.D. 96	SHEET 98
COLOR W	AGE 50	BIRTHPLACE Texas	VOL. 52	
COUNTY		CITY		
OTHER MEMBERS OF FAMILY				
NAME		RELATIONSHIP	AGE	BIRTHPLACE
↓ Anna		w	33	
↓ Joseph		SS	7	
↓ John		SS	7	

FORM 10 636.

1910 CENSUS INDEX - FAMILY

U. S. DEPARTMENT OF COMMERCE
BUREAU OF THE CENSUS

TEXAS

W 314	NAME OF INDIVIDUAL W. Whitfield, John M.		ED. 22	SHEET 406
COLOR W	AGE 17	BIRTHPLACE Ga	VOL. 48	
COUNTY Erath		CITY		
ENUMERATED WITH Whitfield, Maurine N.				
RELATIONSHIP TO ABOVE				
<input type="checkbox"/> SON	<input type="checkbox"/> NEPHEW	<input type="checkbox"/> STEPSON		
<input type="checkbox"/> DAUGHTER	<input type="checkbox"/> NIECE	<input type="checkbox"/> STEPDAUGHTER		
<input type="checkbox"/> BROTHER	<input type="checkbox"/> FATHER-IN-LAW	<input type="checkbox"/> COUSIN		
<input type="checkbox"/> SISTER	<input type="checkbox"/> MOTHER-IN-LAW	<input type="checkbox"/> HIRED MAN		
<input checked="" type="checkbox"/> FATHER	<input type="checkbox"/> SON-IN-LAW	<input type="checkbox"/> ROOMER		
<input type="checkbox"/> MOTHER	<input type="checkbox"/> DAUGHTER-IN-LAW	<input type="checkbox"/> SERVANT		
<input type="checkbox"/> GRANDSON	<input type="checkbox"/> BROTHER-IN-LAW	<input type="checkbox"/> OTHER (Specify)		
<input type="checkbox"/> GRANDDAUGHTER	<input type="checkbox"/> SISTER-IN-LAW			
<input type="checkbox"/> GRANDCHILD	<input type="checkbox"/> ORPHAN			

FORM 10-637
1910 CENSUS INDEX - INDIVIDUAL

U. S. DEPARTMENT OF COMMERCE
BUREAU OF THE CENSUS

TEXAS

W 314	HEAD OF FAMILY W. Mitchell John N.		E.D. 64	SHEET 181
COLOR W	AGE 40	BIRTHPLACE Ark.	VOL. 115	
COUNTY Parker		CITY		
OTHER MEMBERS OF FAMILY				
	NAME	RELATIONSHIP	AGE	BIRTHPLACE
	Clara B.	W	38	Ind.
	George H.	S	78	Okla.
	Arthur G.	S	16	
	John W.	S	10	
	Charlie W.	S	8	
	Ola N.	S	5	
	Floyd W.	S	3	

FORM 10-636A

1910 CENSUS INDEX - INDIVIDUAL

U.S. DEPARTMENT OF COMMERCE
BUREAU OF THE CENSUS

W314		HEAD OF FAMILY		Texas	
COLOR	W	AGE	60	Whitfield, Jim	
COUNTY	Hunt		CITY	E.D.	SHEET
			Greenville	117	258
OTHER MEMBERS OF FAMILY					
NAME		RELATIONSHIP	AGE	BIRTHPLACE	
Emma		W	49		
P. W		S	18		

FORM 10 636
 1910 CENSUS INDEX - FAMILY

U. S. DEPARTMENT OF COMMERCE
 BUREAU OF THE CENSUS

TEXAS

W 314		HEAD OF FAMILY		John B		E.D.	SHEET
COLOR	AGE	BIRTHPLACE				28	170
W	45	Tex				VOL.	58
COUNTY				CITY			
Grimes							
OTHER MEMBERS OF FAMILY							
NAME		RELATIONSHIP	AGE	BIRTHPLACE			
Lillian		W	38				
Laurie		S	13				
Ray		S	11				
Doris		D	8				

FORM 10 636
 1910 CENSUS INDEX - FAMILY

U.S. DEPARTMENT OF COMMERCE
 BUREAU OF THE CENSUS

TEXAS

0314	NAME OF INDIVIDUAL <i>Whitfield John</i>		E.D. 69	SHEET 237
COLOR - <i>W</i> -	AGE 40	BIRTHPLACE <i>Missouri</i>	VOL. 607	
COUNTY Harris		CITY Houston		
ENUMERATED WITH <i>Falkner Willie</i>				
RELATIONSHIP TO ABOVE				
<input type="checkbox"/> SON	<input type="checkbox"/> NEPHEW	<input type="checkbox"/> STEPSON		
<input type="checkbox"/> DAUGHTER	<input type="checkbox"/> NIECE	<input type="checkbox"/> STEPDAUGHTER		
<input type="checkbox"/> BROTHER	<input type="checkbox"/> FATHER-IN-LAW	<input type="checkbox"/> COUSIN		
<input type="checkbox"/> SISTER	<input type="checkbox"/> MOTHER-IN-LAW	<input type="checkbox"/> HIRED MAN		
<input type="checkbox"/> FATHER	<input type="checkbox"/> SON-IN-LAW	<input checked="" type="checkbox"/> ROOMER		
<input type="checkbox"/> MOTHER	<input type="checkbox"/> DAUGHTER-IN-LAW	<input type="checkbox"/> SERVANT		
<input type="checkbox"/> GRANDSON	<input type="checkbox"/> BROTHER-IN-LAW	<input type="checkbox"/> OTHER (Specify)		
<input type="checkbox"/> GRANDDAUGHTER	<input type="checkbox"/> SISTER-IN-LAW			
<input type="checkbox"/> GRANDCHILD	<input type="checkbox"/> ORPHAN			

FORM 10 637

1910 CENSUS INDEX - INDIVIDUAL

U.S. DEPARTMENT OF COMMERCE
BUREAU OF THE CENSUS

TEXAS

C2314		HEAD OF FAMILY		E.D.	SHEET
		W. H. Field		37	11
COLOR	AGE	BIRTHPLACE		VOL.	
mu	47			32	
COUNTY			CITY		
Cass					
OTHER MEMBERS OF FAMILY					
NAME		RELATIONSHIP	AGE	BIRTHPLACE	
Julia		W.	46		
Cassius		S	17	Okla	
L. W. M.		S	13		
Lola		D	1		
Flannice		D	8		

FORM 10-235

1910 CENSUS INDEX - FAMILY

U. S. DEPARTMENT OF COMMERCE
BUREAU OF THE CENSUS

TEXAS

W314		NAME OF INDIVIDUAL		E.O.	SHEET
18		Whitefield, John		29	5
COLOR	AGE	BIRTHPLACE	VOL.		
	19	V	22		
COUNTY	CITY				
ENUMERATED WITH					
Thomas, John					
RELATIONSHIP TO ABOVE					
<input type="checkbox"/> SON	<input type="checkbox"/> NEPHEW	<input type="checkbox"/> STEPSON			
<input type="checkbox"/> DAUGHTER	<input type="checkbox"/> NIECE	<input type="checkbox"/> STEPDAUGHTER			
<input type="checkbox"/> BROTHER	<input type="checkbox"/> FATHER-IN-LAW	<input type="checkbox"/> COUSIN			
<input type="checkbox"/> SISTER	<input type="checkbox"/> MOTHER-IN-LAW	<input type="checkbox"/> HUSBAND			
<input type="checkbox"/> FATHER	<input type="checkbox"/> SON-IN-LAW	<input type="checkbox"/> ROOMER			
<input type="checkbox"/> MOTHER	<input type="checkbox"/> DAUGHTER-IN-LAW	<input type="checkbox"/> SERVANT			
<input type="checkbox"/> GRANDSON	<input type="checkbox"/> BROTHER-IN-LAW	<input type="checkbox"/> OTHER (Specify)			
<input type="checkbox"/> GRANDDAUGHTER	<input type="checkbox"/> SISTER-IN-LAW				
<input type="checkbox"/> GRANDCHILD	<input type="checkbox"/> ORPHAN				

FORM 10-637

1910 CENSUS INDEX - INDIVIDUAL

U S DEPARTMENT OF COMMERCE
BUREAU OF THE CENSUS

TEXAS

10-384	HEAD OF FAMILY		E.D.	SHEET
COLOR	AGE	BIRTHPLACE	93	121
13	44		VOL.	146
COUNTY	Washington		CITY	
OTHER MEMBERS OF FAMILY				
NAME		RELATIONSHIP	AGE	BIRTHPLACE
Moral		W	34	
Mort		S	18	
idna		S	16	

FORM 10 636
1910 CENSUS INDEX - FAMILY

U. S. DEPARTMENT OF COMMERCE
BUREAU OF THE CENSUS

TEXAS

1124	HEAD OF FAMILY		E.O.	SHEET
COLOR	AGE	BIRTHPLACE	VOL.	
COUNTY	Walker		CITY	

OTHER MEMBERS OF FAMILY

NAME	RELATIONSHIP	AGE	BIRTHPLACE
<i>Walker</i>	1	30	
<i>Walker</i>	2	25	
<i>Walker</i>	3	15	
<i>Walker</i>	4	10	

FORM 10 636
1910 CENSUS INDEX - FAMILY

U S DEPARTMENT OF COMMERCE
BUREAU OF THE CENSUS

TEXAS

W. 314	HEAD OF FAMILY		W. Hatfield, John		E.D.	SHEET
COLOR	B	AGE	57	BIRTHPLACE	97	31
COUNTY	Rusk			CITY	VOL. 121	
OTHER MEMBERS OF FAMILY						
NAME		RELATIONSHIP	AGE	BIRTHPLACE		
Maggie		W	46			
Fred		S	17			
China		D	14			
B. B.		S	11			
Jewell		D	10			
Pearl		D	8			
L. A. L.		S	6			

FORM 10-636A

1910 CENSUS INDEX - INDIVIDUAL

U. S. DEPARTMENT OF COMMERCE
BUREAU OF THE CENSUS

W-314		HEAD OF FAMILY		TEXAS	
COLOR	B	AGE	32	BIRTHPLACE	W. H. Field John
COUNTY	Fayette			CITY	
OTHER MEMBERS OF FAMILY					
NAME		RELATIONSHIP	AGE	BIRTHPLACE	
Living Alone					

E.D. 62 SHEET 293
VOL. 52

FORM 10 636
1910 CENSUS INDEX - FAMILY

U.S. DEPARTMENT OF COMMERCE
BUREAU OF THE CENSUS

W 314		HEAD OF FAMILY <i>Whitfield</i>		TEXAS	
COLOR <i>B</i>	AGE <i>39</i>	BIRTHPLACE <i>John</i>		E.D. <i>208</i>	SHEET <i>8</i>
COUNTY		CITY <i>Burleson</i>		VOL. <i>18</i>	
OTHER MEMBERS OF FAMILY					
NAME		RELATIONSHIP	AGE	BIRTHPLACE	
<i>Fannie</i>		<i>w</i>	<i>36</i>	<i>NC</i>	
<i>Peaslie</i>		<i>D</i>	<i>18</i>		
<i>Boyd</i>		<i>S</i>	<i>14</i>		
<i>Arthur</i>		<i>S</i>	<i>12</i>		
<i>Burton</i>	<i>Willie</i>	<i>S D</i>	<i>10</i>		
<i>/</i>	<i>Lester</i>	<i>S S</i>	<i>6</i>		
	<i>Luzene</i>	<i>S S</i>	<i>3</i>		

FORM 10-135
1910 CENSUS INDEX - FAMILY

U. S. DEPARTMENT OF COMMERCE
BUREAU OF THE CENSUS

TEXAS

11 314	HEAD OF FAMILY		W. W. Hatfield	S. O.	22	SHEET	454
COLOR	AGE	BIRTHPLACE		VOL.	48		
W	26	W. Va.					
COUNTY			Erath	CITY			
OTHER MEMBERS OF FAMILY							
NAME		RELATIONSHIP	AGE	BIRTHPLACE			
Lucy		W	27	W. Va.			
Ozark		S	7				
James		D	4				
Ray		S	110 13				
Albert		B	19	W. Va.			

FORM 10 636-
1910 CENSUS INDEX - FAMILY

U. S. DEPARTMENT OF COMMERCE
BUREAU OF THE CENSUS

Texas

W 374	HEAD OF FAMILY Whitefield, John R		E.D. 368	SHEET 690
COLOR W	AGE 38	BIRTHPLACE Ky	VOL. 133	
COUNTY Taylor		CITY f		
OTHER MEMBERS OF FAMILY				
NAME		RELATIONSHIP	AGE	BIRTHPLACE
Nancy R		W	32	
Lloyd J		S	16	
Joseph W		S	14	
Benjamin A		S	13	
Martha J		D	12	
Maximie E		D	9	
Charlie H		S	7	Okl

FORM 10-636A

1910 CENSUS INDEX - FAMILY

U.S. DEPARTMENT OF COMMERCE
BUREAU OF THE CENSUS

TEXAS

1034		HEAD OF FAMILY		E.D.		SHEET	
white field		John June		252		52	
COLOR	AGE	BIRTHPLACE		VOL.			
white	46	Iowa		126			
COUNTY				CITY			
Stephens							
OTHER MEMBERS OF FAMILY							
NAME		RELATIONSHIP		AGE		BIRTHPLACE	
John		W		61		Iowa	
Miranda		S		19			

FORM 10 636
1910 CENSUS INDEX - FAMILY

U S DEPARTMENT OF COMMERCE
BUREAU OF THE CENSUS

TEXAS

11314-		HEAD OF FAMILY		E.D.	SHEET
COLOR		AGE	BIRTHPLACE	30	4
COUNTY				VOL.	22
Cass			CITY		
OTHER MEMBERS OF FAMILY					
NAME		RELATIONSHIP	AGE	BIRTHPLACE	
Wife		W	30		
Daughter		S	8		

FORM 10 636

1910 CENSUS INDEX - FAMILY

U.S. DEPARTMENT OF COMMERCE
BUREAU OF THE CENSUS

TEXAS

W314			NAME OF INDIVIDUAL Whitfield, Joe		E.D. 274	SHEET 175
COLOR W	AGE 24	BIRTHPLACE La		VOL. 138		
COUNTY			CITY Young			
ENUMERATED WITH Haralson, D. L.						
RELATIONSHIP TO ABOVE						
<input type="checkbox"/> SON	<input type="checkbox"/> NEPHEW	<input type="checkbox"/> STEPSON				
<input type="checkbox"/> DAUGHTER	<input type="checkbox"/> NIECE	<input type="checkbox"/> STEPDAUGHTER				
<input type="checkbox"/> BROTHER	<input type="checkbox"/> FATHER-IN-LAW	<input type="checkbox"/> COUSIN				
<input checked="" type="checkbox"/> SISTER	<input type="checkbox"/> MOTHER-IN-LAW	<input type="checkbox"/> HIRED MAN				
<input type="checkbox"/> FATHER	<input type="checkbox"/> SON-IN-LAW	<input type="checkbox"/> ROOMER				
<input type="checkbox"/> MOTHER	<input type="checkbox"/> DAUGHTER-IN-LAW	<input checked="" type="checkbox"/> SERVANT				
<input type="checkbox"/> GRANDSON	<input type="checkbox"/> BROTHER-IN-LAW	<input type="checkbox"/> OTHER (Specify)				
<input type="checkbox"/> GRANDDAUGHTER	<input type="checkbox"/> SISTER-IN-LAW					
<input type="checkbox"/> GRANDCHILD	<input type="checkbox"/> ORPHAN					

FORM BC-627 (5-9-57)
FORMERLY 10-637

1910 CENSUS INDEX - INDIVIDUAL

U.S. DEPARTMENT OF COMMERCE
BUREAU OF THE CENSUS

TEXAS

HEAD OF FAMILY		W. D.		MARRY	
Name		116		70	
AGE		BIRTH PLACE		VIA	
11		Harris			
COUNTY			CITY		
Harris			Harris		
OTHER MEMBERS OF FAMILY					
NAME		RELATION		BIRTH PLACE	
John		H		Harris	
Mary		W		Harris	
William		S		Harris	
John		S		Harris	
John		S		Harris	

FORM 10 63b

1910 CENSUS INDEX - FAMILY

U. S. DEPARTMENT OF COMMERCE
BUREAU OF THE CENSUS

TEXAS

W314		HEAD OF FAMILY		E.D.	SHEET
W		W. Pittfield Jones W		19	16
COLOR	AGE	BIRTHPLACE		VOL.	
W	321	Ala.		27	
COUNTY			CITY		
Collin					
OTHER MEMBERS OF FAMILY					
NAME		RELATIONSHIP	AGE	BIRTHPLACE	
Carmela		W	34	Ala.	
Francis B		D	12	Ala.	
James J		S	11		
Lillian H		D	5		
George W		S	6		
William W		S	4		
Theresa W		D	75		

FORM 10 636

1910 CENSUS INDEX - FAMILY

U. S. DEPARTMENT OF COMMERCE
BUREAU OF THE CENSUS

TEXAS

W 314		NAME OF INDIVIDUAL W. Whitfield Jones		E.D. 148	SHEET 611
COLOR B	AGE 25	BIRTHPLACE		VOL. 106	
COUNTY Montgomery			CITY		
ENUMERATED WITH Lubes Dan					
RELATIONSHIP TO ABOVE					
<input type="checkbox"/> SON	<input type="checkbox"/> NEPHEW	<input type="checkbox"/> STEPSON			
<input type="checkbox"/> DAUGHTER	<input type="checkbox"/> NIECE	<input type="checkbox"/> STEPDAUGHTER			
<input type="checkbox"/> BROTHER	<input type="checkbox"/> FATHER-IN-LAW	<input type="checkbox"/> COUSIN			
<input type="checkbox"/> SISTER	<input type="checkbox"/> MOTHER-IN-LAW	<input type="checkbox"/> HIRED MAN			
<input type="checkbox"/> FATHER	<input type="checkbox"/> SON-IN-LAW	<input checked="" type="checkbox"/> ROOMER			
<input type="checkbox"/> MOTHER	<input type="checkbox"/> DAUGHTER-IN-LAW	<input type="checkbox"/> SERVANT			
<input checked="" type="checkbox"/> GRANDSON	<input type="checkbox"/> BROTHER-IN-LAW	<input type="checkbox"/> OTHER (Specify)			
<input type="checkbox"/> GRANDDAUGHTER	<input type="checkbox"/> SISTER-IN-LAW				
<input type="checkbox"/> GRANDCHILD	<input type="checkbox"/> ORPHAN				

FORM 10 637
1910 CENSUS INDEX - INDIVIDUAL

U. S. DEPARTMENT OF COMMERCE
BUREAU OF THE CENSUS

TEXAS

W 314		HEAD OF FAMILY		E.O.	SHEET
		Ludwickson Jim		39	389
COLOR	B	AGE	BIRTHPLACE	VOL.	34
		32			
COUNTY	Dallas		CITY Dallas		
OTHER MEMBERS OF FAMILY					
NAME		RELATIONSHIP	AGE	BIRTHPLACE	
Emma		w	29		

FORM 10 636
1910 CENSUS INDEX - FAMILY

U.S. DEPARTMENT OF COMMERCE
BUREAU OF THE CENSUS

TEXAS

NAME OF INDIVIDUAL			E.D.	SHEET
W314 W. Pittfield, Jewel			159	252
COLOR	AGE	BIRTHPLACE	VOL.	
B	1/2		141	
COUNTY	Walker		CITY	
ENUMERATED WITH				
Hill, Harriett				
RELATIONSHIP TO ABOVE				
<input type="checkbox"/> SON	<input type="checkbox"/> NEPHEW	<input type="checkbox"/> STEPSON		
<input type="checkbox"/> DAUGHTER	<input type="checkbox"/> NIECE	<input type="checkbox"/> STEPDAUGHTER		
<input type="checkbox"/> BROTHER	<input type="checkbox"/> FATHER-IN-LAW	<input type="checkbox"/> COUSIN		
<input type="checkbox"/> SISTER	<input type="checkbox"/> MOTHER-IN-LAW	<input type="checkbox"/> HIRED MAN		
<input type="checkbox"/> FATHER	<input type="checkbox"/> SON-IN-LAW	<input type="checkbox"/> ROOMER		
<input type="checkbox"/> MOTHER	<input type="checkbox"/> DAUGHTER-IN-LAW	<input type="checkbox"/> SERVANT		
<input type="checkbox"/> GRANDSON	<input type="checkbox"/> BROTHER-IN-LAW	<input type="checkbox"/> OTHER (Specify)		
<input checked="" type="checkbox"/> GRANDDAUGHTER	<input type="checkbox"/> SISTER-IN-LAW	<input type="checkbox"/>		
<input type="checkbox"/> GRANDCHILD	<input type="checkbox"/> ORPHAN	<input type="checkbox"/>		

FORM BC-627 (10-5-27)
FORMERLY 10-637

U.S. DEPARTMENT OF COMMERCE
BUREAU OF THE CENSUS

1910 CENSUS INDEX - INDIVIDUAL

TEXAS

W. 314		HEAD OF FAMILY		Wheatball Jersey		E.O.	SHEET
36		70					
COLOR	B	AGE	32	BIRTHPLACE		VOL.	58
COUNTY	Grimes			CITY			
OTHER MEMBERS OF FAMILY							
NAME		RELATIONSHIP	AGE	BIRTHPLACE			
1 Hattie		W	27	1			

FORM TD-636
1910 CENSUS INDEX - FAMILY

U.S. DEPARTMENT OF COMMERCE
BUREAU OF THE CENSUS

TEXAS

W314	HEAD OF FAMILY W. Whitfield Jessie T		E.D. 21	SHEET 289
COLOR W.	AGE 26	BIRTHPLACE		VOL. 48
COUNTY	Erath		CITY	
OTHER MEMBERS OF FAMILY				
	NAME	RELATIONSHIP	AGE	BIRTHPLACE
	Jessie	W.	22	Tenn
	Ella M	D	2	
	1 Bo			

FORM 10-636
1910 CENSUS INDEX - FAMILY

U.S. DEPARTMENT OF COMMERCE
BUREAU OF THE CENSUS

TEXAS

113-11-		HEAD OF FAMILY		E. D.	SHEET
W		Whitefield, James D.		26	33
COLOR	AGE	BIRTHPLACE		VOL.	
W	28			87	
COUNTY Kautman			CITY Jorney		
OTHER MEMBERS OF FAMILY					
NAME		RELATIONSHIP	AGE	BIRTHPLACE	
French W			24		
Louise D			3		
Preston S			11 1/2		

FORM 10 636
1910 CENSUS INDEX - FAMILY

U. S. DEPARTMENT OF COMMERCE
BUREAU OF THE CENSUS

TEXAS

6344		HEAD OF FAMILY		Whitfield Jesse A.		E.D.	SHEET
COLOR	W	AGE	26	BIRTHPLACE		VOL.	50
COUNTY	Foard			CITY			Crowell
OTHER MEMBERS OF FAMILY							
	NAME	RELATIONSHIP	AGE	BIRTHPLACE			
	L. Ritter F	W	29	Mo			

FORM 10-636
1910 CENSUS INDEX - FAMILY

U.S. DEPARTMENT OF COMMERCE
BUREAU OF THE CENSUS

TEXAS

10514		HEAD OF FAMILY		L. M. Galt		S. D.	SHEET
COLOR	AGE	BIRTHPLACE		VGL.		250	
COUNTY			Elliott		CITY		
OTHER MEMBERS OF FAMILY							
NAME				RELATIONSHIP	AGE	BIRTHPLACE	
L. M. Galt				D	27		
H. M. Galt				S	25		
Alice				S	22		
M. M. Galt				D	19		

FORM 10 638
1910 CENSUS INDEX - FAMILY

U. S. DEPARTMENT OF COMMERCE
BUREAU OF THE CENSUS

TEXAS

W314	NAME OF INDIVIDUAL W. W. Butfield, Jennie		E.D. 13	SHEET 300
COLOR B	AGE 37	BIRTHPLACE	VOL. 10	
COUNTY Bexar		CITY San Antonio		
ENUMERATED WITH W. W. Wickes, Heirdman				
RELATIONSHIP TO ABOVE				
<input type="checkbox"/> SON	<input type="checkbox"/> NEPHEW	<input type="checkbox"/> STEPSON		
<input type="checkbox"/> DAUGHTER	<input type="checkbox"/> NIECE	<input type="checkbox"/> STEPDAUGHTER		
<input type="checkbox"/> BROTHER	<input type="checkbox"/> FATHER IN LAW	<input type="checkbox"/> COUSIN		
<input type="checkbox"/> SISTER	<input type="checkbox"/> MOTHER IN LAW	<input type="checkbox"/> NIECE MAN		
<input type="checkbox"/> FATHER	<input type="checkbox"/> SON IN LAW	<input checked="" type="checkbox"/> ROOMER		
<input type="checkbox"/> MOTHER	<input type="checkbox"/> DAUGHTER IN LAW	<input type="checkbox"/> SERVANT		
<input type="checkbox"/> GRANDSON	<input type="checkbox"/> GRANDFATHER IN LAW	<input type="checkbox"/> OTHER (Specify)		
<input type="checkbox"/> GRANDDAUGHTER	<input type="checkbox"/> GRANDMOTHER IN LAW			
<input type="checkbox"/> GRANDNIECE	<input type="checkbox"/> GRANDSISTER IN LAW			
<input type="checkbox"/> GRANDNIECE	<input type="checkbox"/> GRANDNIECE			

1910 CENSUS INDEX - INDIVIDUAL

U. S. DEPARTMENT OF COMMERCE
BUREAU OF THE CENSUS

TEXAS

W 314		NAME OF INDIVIDUAL Whitfield, Jennie		E.D. 108	SHEET 424
COLOR B	AGE 36	BIRTHPLACE		VOL. 106	
COUNTY MORTON			CITY		
ENUMERATED WITH Hughes, Lee					
RELATIONSHIP TO ABOVE					
<input type="checkbox"/> SON	<input type="checkbox"/> NEPHEW	<input type="checkbox"/> STEPSON			
<input type="checkbox"/> DAUGHTER	<input type="checkbox"/> NIECE	<input type="checkbox"/> STEPDAUGHTER			
<input type="checkbox"/> BROTHER	<input checked="" type="checkbox"/> FATHER-IN-LAW	<input type="checkbox"/> COUSIN			
<input type="checkbox"/> SISTER	<input type="checkbox"/> MOTHER-IN-LAW	<input type="checkbox"/> HIRED MAN			
<input type="checkbox"/> FATHER	<input type="checkbox"/> SON-IN-LAW	<input type="checkbox"/> ROOMER			
<input type="checkbox"/> MOTHER	<input type="checkbox"/> DAUGHTER-IN-LAW	<input type="checkbox"/> SERVANT			
<input type="checkbox"/> GRANDSON	<input type="checkbox"/> BROTHER-IN-LAW	<input checked="" type="checkbox"/> OTHER (Specify)			
<input type="checkbox"/> GRANDDAUGHTER	<input type="checkbox"/> SISTER-IN-LAW	HK			
<input type="checkbox"/> GRANDCHILD	<input type="checkbox"/> ORPHAN				

FORM 10-637
1910 CENSUS INDEX - INDIVIDUAL

U. S. DEPARTMENT OF COMMERCE
BUREAU OF THE CENSUS

TEXAS

W314		NAME OF INDIVIDUAL <i>W. Pittfield Jasper</i>		E.O. <i>117</i>	SHEET <i>241</i>
COLOR <i>B</i>	AGE <i>25</i>	BIRTHPLACE		VOL. <i>129</i>	
COUNTY <i>Tarrant</i>			CITY <i>Fort Worth</i>		
ENUMERATED WITH <i>Hamilton Mary</i>					
RELATIONSHIP TO ABOVE					
<input type="checkbox"/> SON	<input type="checkbox"/> NEPHEW	<input type="checkbox"/> STEPSON			
<input type="checkbox"/> DAUGHTER	<input type="checkbox"/> NIECE	<input type="checkbox"/> STEPDAUGHTER			
<input type="checkbox"/> BROTHER	<input type="checkbox"/> FATHER-IN-LAW	<input type="checkbox"/> COUSIN			
<input type="checkbox"/> SISTER	<input type="checkbox"/> MOTHER-IN-LAW	<input type="checkbox"/> HIRED MAN			
<input type="checkbox"/> FATHER	<input type="checkbox"/> SON-IN-LAW	<input checked="" type="checkbox"/> ROOMER			
<input type="checkbox"/> MOTHER	<input type="checkbox"/> DAUGHTER-IN-LAW	<input type="checkbox"/> SERVANT			
<input type="checkbox"/> GRANDSON	<input type="checkbox"/> BROTHER-IN-LAW	<input type="checkbox"/> OTHER (Specify)			
<input type="checkbox"/> GRANDDAUGHTER	<input type="checkbox"/> SISTER-IN-LAW				
<input type="checkbox"/> GRANDCHILD	<input type="checkbox"/> ORPHAN				

FORM 10-637
1910 CENSUS INDEX - INDIVIDUAL

U. S. DEPARTMENT OF COMMERCE
BUREAU OF THE CENSUS

TEXAS

W 314		NAME OF INDIVIDUAL <i>Wittfield Jane</i>		E.O. <i>33</i>	SHEET <i>161</i>
COLOR <i>B</i>	AGE <i>22</i>	BIRTHPLACE		VOL. <i>33</i>	
COUNTY <i>Dallas</i>			CITY <i>Dallas</i>		
ENUMERATED WITH <i>Ashley Emma</i>					
RELATIONSHIP TO ABOVE					
<input type="checkbox"/> SON	<input type="checkbox"/> NEPHEW	<input type="checkbox"/> STEPSON			
<input type="checkbox"/> DAUGHTER	<input type="checkbox"/> NIECE	<input type="checkbox"/> STEPDAUGHTER			
<input type="checkbox"/> BROTHER	<input type="checkbox"/> FATHER-IN-LAW	<input type="checkbox"/> COUSIN			
<input type="checkbox"/> SISTER	<input type="checkbox"/> MOTHER-IN-LAW	<input type="checkbox"/> HIRED MAN			
<input type="checkbox"/> FATHER	<input type="checkbox"/> SON-IN-LAW	<input type="checkbox"/> WIDOWER			
<input type="checkbox"/> MOTHER	<input type="checkbox"/> DAUGHTER-IN-LAW	<input type="checkbox"/> SERVANT			
<input type="checkbox"/> GRANDSON	<input type="checkbox"/> BROTHER-IN-LAW	<input type="checkbox"/> OTHER (Specify)			
<input type="checkbox"/> GRANDDAUGHTER	<input type="checkbox"/> SISTER-IN-LAW				
<input type="checkbox"/> GRANDCHILD	<input type="checkbox"/> ORPHAN				

FORM 10 637

1910 CENSUS INDEX - INDIVIDUAL

U S. DEPARTMENT OF COMMERCE
BUREAU OF THE CENSUS

TEXAS

W314		NAME OF INDIVIDUAL Wetherfield - Jane		E. D. 43	SHEET 54
COLOR B	AGE 25	BIRTH PLACE		VOL. 34	
COUNTY Dallas			CITY Dallas		
ENUMERATED WITH Bryant - L. G.					
RELATIONSHIP TO ABOVE					
<input type="checkbox"/> SON	<input type="checkbox"/> NEPHEW	<input type="checkbox"/> STEPSON			
<input type="checkbox"/> DAUGHTER	<input type="checkbox"/> NIECE	<input type="checkbox"/> STEPDAUGHTER			
<input type="checkbox"/> BROTHER	<input type="checkbox"/> FATHER-IN-LAW	<input type="checkbox"/> COUSIN			
<input type="checkbox"/> SISTER	<input type="checkbox"/> MOTHER-IN-LAW	<input type="checkbox"/> HIRED MAN			
<input type="checkbox"/> FATHER	<input type="checkbox"/> SON-IN-LAW	<input type="checkbox"/> ROOMER			
<input type="checkbox"/> MOTHER	<input type="checkbox"/> DAUGHTER-IN-LAW	<input type="checkbox"/> SERVANT			
<input type="checkbox"/> GRANDSON	<input type="checkbox"/> BROTHER-IN-LAW	<input checked="" type="checkbox"/> OTHER (Specify)			
<input type="checkbox"/> GRANDDAUGHTER	<input type="checkbox"/> SISTER-IN-LAW	<u>Cook</u>			
<input type="checkbox"/> GRANDCHILD	<input type="checkbox"/> ORPHAN				

FORM 10 637
1910 CENSUS INDEX - INDIVIDUAL

U. S. DEPARTMENT OF COMMERCE
BUREAU OF THE CENSUS

TEXAS

W314	NAME OF INDIVIDUAL <i>Whitfield James W.</i>		E.D. <i>129</i>	SHEET <i>2</i>
COLOR <i>W</i>	AGE <i>60</i>	BIRTHPLACE <i>Arks</i>	VOL. <i>65</i>	
COUNTY <i>Hardeman</i>		CITY <i>Quannah</i>		
ENUMERATED WITH <i>Foley Annie</i>				
RELATIONSHIP TO ABOVE				
<input type="checkbox"/> SON	<input type="checkbox"/> NEPHEW	<input type="checkbox"/> STEPSON		
<input type="checkbox"/> DAUGHTER	<input type="checkbox"/> NIECE	<input type="checkbox"/> STEPDAUGHTER		
<input type="checkbox"/> BROTHER	<input type="checkbox"/> FATHER-IN-LAW	<input type="checkbox"/> COUSIN		
<input type="checkbox"/> SISTER	<input type="checkbox"/> MOTHER-IN-LAW	<input type="checkbox"/> HIRED MAN		
<input type="checkbox"/> FATHER	<input type="checkbox"/> SON-IN-LAW	<input checked="" type="checkbox"/> ROOMER		
<input type="checkbox"/> MOTHER	<input type="checkbox"/> DAUGHTER-IN-LAW	<input type="checkbox"/> SERVANT		
<input type="checkbox"/> GRANDSON	<input type="checkbox"/> BROTHER-IN-LAW	<input type="checkbox"/> OTHER (Specify)		
<input type="checkbox"/> GRANDDAUGHTER	<input type="checkbox"/> SISTER-IN-LAW			
<input type="checkbox"/> GRANDCHILD	<input type="checkbox"/> ORPHAN			

FORM 10-637
1910 CENSUS INDEX - INDIVIDUAL

U. S. DEPARTMENT OF COMMERCE
BUREAU OF THE CENSUS

TEXAS

417314	HEAD OF FAMILY		White, James J.	E.D.	SHEET
COLOR W	AGE 29	BIRTHPLACE		VOL.	117
COUNTY	Ellis		CITY		
OTHER MEMBERS OF FAMILY					
NAME		RELATIONSHIP	AGE	BIRTHPLACE	
Mary		W	30	Pa	
Campbell, John J.		B	32	Pa	

FORM 10 636
- 1910 CENSUS INDEX - FAMILY

U. S. DEPARTMENT OF COMMERCE
BUREAU OF THE CENSUS

TEXAS

W 314 -	HEAD OF FAMILY		Whitefield James		E.D.	SHEET
					19	318
COLOR	AGE	BIRTHPLACE		VOL.		
W	25			48		
COUNTY			Erath.	CITY		
OTHER MEMBERS OF FAMILY						
NAME		RELATIONSHIP	AGE	BIRTHPLACE		
1 Lilly May		W	21	Ky.		

FORM 10-636

1910 CENSUS INDEX - FAMILY

U S DEPARTMENT OF COMMERCE
BUREAU OF THE CENSUS

TEXAS

W344		HEAD OF FAMILY		Whitfield James T.		E.D.	SHEET
160		44					
COLOR	W	AGE	43	BIRTHPLACE		VOL.	
				Mo		75	
COUNTY				Hill		CITY	
OTHER MEMBERS OF FAMILY							
NAME		RELATIONSHIP	AGE	BIRTHPLACE			
John		W	34	Tex			
Robert		S	15	/			
Frances		S	12	/			
Mabel		S	16	/			
Lillian		S	11	/			
John		S	6	/			

FORM 10-636

1910 CENSUS INDEX - FAMILY

U S DEPARTMENT OF COMMERCE
BUREAU OF THE CENSUS

TEXAS

W314	HEAD OF FAMILY Whitfield James J		E.D. 78	SHEET 185
COLOR W	AGE 38	BIRTHPLACE Ky	VOL. 48	
COUNTY Erath		CITY		
OTHER MEMBERS OF FAMILY				
NAME		RELATIONSHIP	AGE	BIRTHPLACE
John		W	30	
Bert		S	8	
Dorinda		D	5	
Luther		S	3	
Cecil		S	1/2	

FORM 10-636
1910 CENSUS INDEX - FAMILY

U. S. DEPARTMENT OF COMMERCE
BUREAU OF THE CENSUS

TEXAS

u 31.4	HEAD OF FAMILY		E.D.	SHEET
	W. H. Smith		72	119
COLOR	AGE	BIRTHPLACE	VOL.	
W	35	Miss	125	
COUNTY		CITY		
-		Smith		
OTHER MEMBERS OF FAMILY				
NAME		RELATIONSHIP	AGE	BIRTHPLACE
-		Wife	32	Miss

FORM 10 836

1910 CENSUS INDEX - FAMILY

U S DEPARTMENT OF COMMERCE
BUREAU OF THE CENSUS

TEXAS

W314		NAME OF INDIVIDUAL Wheatfield James C		E.D. 86	SHEET 369
COLOR W	AGE 20	BIRTHPLACE		VOL. 47	
COUNTY McLennan			CITY Waco		
ENUMERATED WITH Phillips Lizzie					
RELATIONSHIP TO ABOVE					
<input type="checkbox"/> SON <input type="checkbox"/> DAUGHTER <input type="checkbox"/> BROTHER <input type="checkbox"/> SISTER <input type="checkbox"/> FATHER <input type="checkbox"/> MOTHER <input type="checkbox"/> GRANDSON <input type="checkbox"/> GRANDDAUGHTER <input type="checkbox"/> GRANDCHILD		<input type="checkbox"/> NEPHEW <input type="checkbox"/> NIECE <input type="checkbox"/> FATHER-IN-LAW <input type="checkbox"/> MOTHER-IN-LAW <input checked="" type="checkbox"/> SON-IN-LAW <input type="checkbox"/> DAUGHTER-IN-LAW <input type="checkbox"/> BROTHER-IN-LAW <input type="checkbox"/> SISTER-IN-LAW <input type="checkbox"/> ORPHAN		<input type="checkbox"/> STEPSON <input type="checkbox"/> STEPDAUGHTER <input type="checkbox"/> COUSIN <input type="checkbox"/> HIRED MAN <input type="checkbox"/> ROOMER <input type="checkbox"/> SERVANT <input type="checkbox"/> OTHER (Specify)	

FORM 10-637
1910 CENSUS INDEX - INDIVIDUAL

U. S. DEPARTMENT OF COMMERCE
BUREAU OF THE CENSUS

TEXAS

1-314	HEAD OF FAMILY		<i>Whitfield James B</i>		E.D.	SHEET
					123	21
COLOR	AGE	BIRTHPLACE		VOL.		
<i>W</i>	<i>60</i>	<i>Gen.</i>		<i>117</i>		
COUNTY	CITY					
<i>Red River</i>						
OTHER MEMBERS OF FAMILY						
NAME		RELATIONSHIP	AGE	BIRTHPLACE		
<i>Minnie</i>		<i>W</i>	<i>57</i>	<i>Ky.</i>		
<i>Pittman Margaret</i>		<i>MS</i>	<i>79</i>	<i>Ky.</i>		

FORM 10 636

1910 CENSUS INDEX - FAMILY

U. S. DEPARTMENT OF COMMERCE
BUREAU OF THE CENSUS

TEXAS

1035	HEAD OF FAMILY Walter Field, James B		E. D. 30	SHEET 126
COLOR W	AGE 30	BIRTHPLACE	VOL. 87	
COUNTY Kaufman	CITY Terrell			
OTHER MEMBERS OF FAMILY				
NAME	RELATION- SHIP	AGE	BIRTHPLACE	
Hollis	W	34	Tex	
James	W	10		
Bladwin	W	8		
James	S	4		

FORM 10 636
1910 CENSUS INDEX - FAMILYU S DEPARTMENT OF COMMERCE
BUREAU OF THE CENSUS

TEXAS

6-514		HEAD OF FAMILY		E.D.	SHEET
		Whitfield James		4	33
COLOR	AGE	BIRTHPLACE		VOL.	
W	30			15	
COUNTY		CITY			
Bowie		Teparkand			
OTHER MEMBERS OF FAMILY					
NAME		RELATIONSHIP	AGE	BIRTHPLACE	
Living alone					

FORM 10 836

1910 CENSUS INDEX - FAMILY

U. S. DEPARTMENT OF COMMERCE
BUREAU OF THE CENSUS

TEXAS

W. 314	HEAD OF FAMILY W. Whitfield James		E.D. 93	SHEET 54
COLOR Wm.	AGE 52	BIRTHPLACE		VOL. 146
COUNTY Washington		CITY		
OTHER MEMBERS OF FAMILY				
NAME		RELATIONSHIP	AGE	BIRTHPLACE
McClellan, James		None	30	

FORM 10-636

1910 CENSUS INDEX - FAMILY

U. S. DEPARTMENT OF COMMERCE
BUREAU OF THE CENSUS

TEXAS

W314	NAME OF INDIVIDUAL Whitfield James		E. D. 103	SHREV 28
COLOR B	AGE 9 +	BIRTHPLACE	VOL. 99	
COUNTY McLACHLEN		CITY		
ENUMERATED WITH Parker John				
RELATIONSHIP TO ABOVE				
<input checked="" type="checkbox"/> SON	<input type="checkbox"/> NEPHEW	<input type="checkbox"/> STEPSON		
<input type="checkbox"/> DAUGHTER	<input type="checkbox"/> NIECE	<input type="checkbox"/> STEPDAUGHTER		
<input type="checkbox"/> BROTHER	<input type="checkbox"/> FATHER-IN-LAW	<input type="checkbox"/> COUSIN		
<input type="checkbox"/> SISTER	<input type="checkbox"/> MOTHER-IN-LAW	<input type="checkbox"/> HIRED MAN		
<input type="checkbox"/> FATHER	<input type="checkbox"/> SON-IN-LAW	<input type="checkbox"/> ROOMER		
<input type="checkbox"/> MOTHER	<input type="checkbox"/> DAUGHTER-IN-LAW	<input type="checkbox"/> SERVANT		
<input type="checkbox"/> GRANDSON	<input type="checkbox"/> BROTHER-IN-LAW	<input type="checkbox"/> OTHER (Specify)		
<input type="checkbox"/> GRANDDAUGHTER	<input type="checkbox"/> SISTER-IN-LAW			
<input type="checkbox"/> GRANDCHILD	<input type="checkbox"/> ORPHAN			

FORM 10 637
1910 CENSUS INDEX - INDIVIDUAL

U. S. DEPARTMENT OF COMMERCE
BUREAU OF THE CENSUS

TEXAS

11/314	HEAD OF FAMILY		E.D.	SHEET
COLOR	AGE	BIRTHPLACE	280	75
W	70	La.	VOL.	
COUNTY	CITY		132	
	Tom Green		San Angelo	
OTHER MEMBERS OF FAMILY				
NAME	RELATIONSHIP	AGE	BIRTHPLACE	
Eugene J	W	56		
Mary	D	35		
Becky	D	26		
Matthew B	S	20		
Charles	S	16		

FORM 11-233
1910 CENSUS INDEX - FAMILY

U. S. DEPARTMENT OF COMMERCE
BUREAU OF THE CENSUS

TEXAS

W 314	HEAD OF FAMILY Whitfield James		E.D. 61	SHEET 122
COLOR B	AGE 40	BIRTHPLACE	VOL. 103	
COUNTY Milam	CITY			
OTHER MEMBERS OF FAMILY				
NAME		RELATION- SHIP	AGE	BIRTHPLACE
Ida		W.	36	
Solado		D	15	
Ben		S	14	
Emil		S	11	
David		S	7	
Rosa		D	14	
Weston		S	4	

FORM 10-636A

1910 CENSUS INDEX - INDIVIDUAL

U. S. DEPARTMENT OF COMMERCE
BUREAU OF THE CENSUS

TEXAS

4314		NAME OF INDIVIDUAL Whitfield Jake		E.O.	SHEET
COLOR B	AGE 18	BIRTHPLACE		VOL.	11 11 6
COUNTY Brazos			CITY		
ENUMERATED WITH Whitfield Daniel					
RELATIONSHIP TO ABOVE					
<input type="checkbox"/> SON	<input type="checkbox"/> NEPHEW	<input type="checkbox"/> STEPSON			
<input type="checkbox"/> DAUGHTER	<input type="checkbox"/> NIECE	<input type="checkbox"/> STEPDAUGHTER			
<input checked="" type="checkbox"/> BROTHER	<input type="checkbox"/> FATHER-IN-LAW	<input type="checkbox"/> COUSIN			
<input type="checkbox"/> SISTER	<input type="checkbox"/> MOTHER-IN-LAW	<input type="checkbox"/> HIRED MAN			
<input type="checkbox"/> FATHER	<input type="checkbox"/> SON-IN-LAW	<input type="checkbox"/> ROOMER			
<input type="checkbox"/> MOTHER	<input type="checkbox"/> DAUGHTER-IN-LAW	<input type="checkbox"/> SERVANT			
<input type="checkbox"/> GRANDSON	<input type="checkbox"/> BROTHER-IN-LAW	<input type="checkbox"/> OTHER (Specify)			
<input type="checkbox"/> GRANDDAUGHTER	<input type="checkbox"/> SISTER-IN-LAW				
<input type="checkbox"/> GRANDCHILD	<input type="checkbox"/> ORPHAN				

FORM 10-637

1910 CENSUS INDEX - INDIVIDUAL

U. S. DEPARTMENT OF COMMERCE
BUREAU OF THE CENSUS

TEXAS

W314		NAME OF INDIVIDUAL <i>Whitfield J. S.</i>		E.D.	SHEET
COLOR <i>W</i>	AGE <i>not reported</i>	BIRTHPLACE <i>W. Va.</i>		122	7
COUNTY		CITY		VOL.	25
		<i>Coleman</i>		<i>Coleman</i>	
ENUMERATED WITH <i>Cheate Arthur</i>					
RELATIONSHIP TO ABOVE					
<input type="checkbox"/> SON	<input type="checkbox"/> NEPHEW	<input type="checkbox"/> STEPSON			
<input type="checkbox"/> DAUGHTER	<input type="checkbox"/> NIECE	<input type="checkbox"/> STEPDAUGHTER			
<input type="checkbox"/> BROTHER	<input type="checkbox"/> FATHER-IN-LAW	<input type="checkbox"/> COUSIN			
<input type="checkbox"/> SISTER	<input type="checkbox"/> MOTHER-IN-LAW	<input type="checkbox"/> HIRED MAN			
<input type="checkbox"/> FATHER	<input type="checkbox"/> SON-IN-LAW	<input type="checkbox"/> ROOMER			
<input type="checkbox"/> MOTHER	<input type="checkbox"/> DAUGHTER-IN-LAW	<input type="checkbox"/> SERVANT			
<input type="checkbox"/> GRANDSON	<input type="checkbox"/> BROTHER-IN-LAW	<input type="checkbox"/> OTHER (Specify)			
<input type="checkbox"/> GRANDDAUGHTER	<input type="checkbox"/> SISTER-IN-LAW				
<input type="checkbox"/> GRANDCHILD	<input type="checkbox"/> ORPHAN				

FORM 10-637
1910 CENSUS INDEX - INDIVIDUALU.S. DEPARTMENT OF COMMERCE
BUREAU OF THE CENSUS

TEXAS

5-10-34	HEAD OF FAMILY		E.D.	SHEET
	<i>W. H. Smith</i>		209	18
COLOR	AGE	BIRTHPLACE	VOL.	
	24	<i>Mo</i>	20	
COUNTY	CITY			
	Haskell		Haskell	
OTHER MEMBERS OF FAMILY				
NAME		RELATIONSHIP	AGE	BIRTHPLACE
<i>W. H. Smith</i>		W	32	<i>Mo</i>
<i>W. H. Smith</i>		D	13	
<i>W. H. Smith</i>		S	11	

FORM 10 636
1910 CENSUS INDEX - FAMILY

U. S. DEPARTMENT OF COMMERCE
BUREAU OF THE CENSUS

TEXAS

HEAD OF FAMILY		S. D.		CENSUS	
NAME		AGE		VOL.	
BIRTHPLACE		COUNTY		CITY	
Harrison		Harrison		Harrison	
OTHER MEMBERS OF FAMILY					
NAME		RELATIONSHIP	AGE	BIRTHPLACE	
[Handwritten Name]		Wife	23	[Handwritten Birthplace]	
[Handwritten Name]		3	3		
[Handwritten Name]		5	5		
[Handwritten Name]		8			
[Handwritten Name]					
[Handwritten Name]					
[Handwritten Name]					
[Handwritten Name]					
[Handwritten Name]					

FORM 10 636
1910 CENSUS INDEX - FAMILY

U. S. DEPARTMENT OF COMMERCE
BUREAU OF THE CENSUS

TEXAS

W314		HEAD OF FAMILY		W Whitefield J. P.		E.O.	SHEET
COLOR	W	AGE	37	BIRTHPLACE	Texas	112	102
COUNTY	Ellis			CITY		VOL.	46
OTHER MEMBERS OF FAMILY							
NAME		RELATIONSHIP	AGE	BIRTHPLACE			
Liahe		W	23	Kansas			
Ex. C. C.		S	3	W. Va.			
Grace		S	1				

FORM 10-836

1910 CENSUS INDEX - FAMILY

U. S. DEPARTMENT OF COMMERCE
BUREAU OF THE CENSUS

TEXAS

1234		HEAD OF FAMILY		10 Hill Street - 22		E.D.	SHEET
COLOR	AGE	BIRTHPLACE				VOL.	158
COUNTY	Young			CITY			
OTHER MEMBERS OF FAMILY							
NAME		RELATIONSHIP	AGE	BIRTHPLACE			
Wife		W	16				
Hill		D	15				
Hill		D	15				
Hill		D	15				

FORM 10 636
1910 CENSUS INDEX - FAMILY

U. S. DEPARTMENT OF COMMERCE
BUREAU OF THE CENSUS

TEXAS

W314	HEAD OF FAMILY Whitfield J. M.		E.D. 19	SHEET 10
COLOR W	AGE 26	BIRTHPLACE Ga.	VOL. 27	
COUNTY Collin		CITY 1		
OTHER MEMBERS OF FAMILY				
NAME		RELATIONSHIP	AGE	BIRTHPLACE
Mary		W	60	Ga.
Bertha		D	30	
J. M.		S	30	
Lee		S	32	
Dorothy Leona		DD	7	

FORM 10 636
1910 CENSUS INDEX - FAMILY

U S DEPARTMENT OF COMMERCE
BUREAU OF THE CENSUS

TEXAS

W314	NAME OF INDIVIDUAL W. Whitefield, J. J. W.		E.O. 112	SHEET 103
COLOR W	AGE 78	BIRTHPLACE Tenn	VOL. 46	
COUNTY Ellis	CITY			
ENUMERATED WITH W. Whitefield, W. B.				
RELATIONSHIP TO ABOVE				
<input type="checkbox"/> SON	<input type="checkbox"/> NEPHEW	<input type="checkbox"/> STEPSON		
<input type="checkbox"/> DAUGHTER	<input type="checkbox"/> NIECE	<input type="checkbox"/> STEPDAUGHTER		
<input type="checkbox"/> BROTHER	<input type="checkbox"/> FATHER-IN-LAW	<input type="checkbox"/> COUSIN		
<input type="checkbox"/> SISTER	<input type="checkbox"/> MOTHER-IN-LAW	<input type="checkbox"/> HIRED MAN		
<input checked="" type="checkbox"/> FATHER	<input type="checkbox"/> SON-IN-LAW	<input type="checkbox"/> ROOMER		
<input type="checkbox"/> MOTHER	<input type="checkbox"/> DAUGHTER-IN-LAW	<input type="checkbox"/> SERVANT		
<input type="checkbox"/> GRANDSON	<input type="checkbox"/> BROTHER-IN-LAW	<input type="checkbox"/> OTHER (Specify)		
<input type="checkbox"/> GRANDDAUGHTER	<input type="checkbox"/> SISTER-IN-LAW			
<input type="checkbox"/> GRANDCHILD	<input type="checkbox"/> ORPHAN			

FORM 10 637
1910 CENSUS INDEX - INDIVIDUAL

U. S. DEPARTMENT OF COMMERCE
BUREAU OF THE CENSUS

TEXAS

W 314		HEAD OF FAMILY		E.D.	SHEET
W		AGE	BIRTHPLACE	94	205
COUNTRY		CITY		VOL.	38
Navarro					
OTHER MEMBERS OF FAMILY					
NAME		RELATIONSHIP	AGE	BIRTHPLACE	
Wife		W	63	Tx	
Son		S	23	Miss	
Daughter		D	18	I	
Daughter		D	24	Tx	
Son		S	4		

FORM 10 636
1910 CENSUS INDEX - FAMILY

U. S. DEPARTMENT OF COMMERCE
BUREAU OF THE CENSUS

TEXAS

W314	HEAD OF FAMILY W. Hill J. L.		92	SHEET 50
COLOR W	AGE 48	BIRTHPLACE Ky.	VOL. 40	
COUNTY Denton		CITY		
OTHER MEMBERS OF FAMILY				
NAME		RELATIONSHIP	AGE	BIRTHPLACE
Alb		W	42	Ill
William		S	20	
Charley		S	18	
Claud		S	16	
Clary		d	14	
Mary		d	12	
Minnie		d	10	

FORM 10 636A
1910 CENSUS INDEX - INDIVIDUAL

U.S. DEPARTMENT OF COMMERCE
BUREAU OF THE CENSUS

TEXAS

W 314	HEAD OF FAMILY Richard J. C.		E.D. 149	SHEET 97
COLOR W	AGE 31	BIRTHPLACE Ill.	VOL. 46	
COUNTY Ellis		CITY		
OTHER MEMBERS OF FAMILY				
NAME		RELATIONSHIP	AGE	BIRTHPLACE
Mary		W	32	Ill.
John		P	5	Ill.
Robert		S	13	Ill.

FORM 10 636
1910 CENSUS INDEX - FAMILY

U. S. DEPARTMENT OF COMMERCE
BUREAU OF THE CENSUS

TEXAS

117314	HEAD OF FAMILY		Whitfield	88	E.D.	SHEET
COLOR	AGE	BIRTHPLACE			20	35
W	55	Miss			VOL.	21
COUNTY	Camp		CITY			
OTHER MEMBERS OF FAMILY						
NAME		RELATIONSHIP	AGE	BIRTHPLACE		
Beaula		W.	39	Miss		
Lilly May		D	15			
Willie		S	14			
Ottie		S	11			
Emma Lee		D	4			
Elizabeth		D	2			
Rayde		D	3/12			

FORM 10-630A
1910 CENSUS INDEX - INDIVIDUAL

U. S. DEPARTMENT OF COMMERCE
BUREAU OF THE CENSUS

TEXAS

20314		HEAD OF FAMILY		W. Hatfield, Aug A.		E.O.	SHEET
COLOR		AGE	BIRTHPLACE		VOL.		
W		67	Ila		48		
COUNTY			CITY				
Erath			Dublin				
OTHER MEMBERS OF FAMILY							
NAME				RELATIONSHIP	AGE	BIRTHPLACE	
Marion J.				W	64	Ila	
Grove W				S	33		
Pittman, Myrtle				GD	18		

FORM 10-636
1910

CENSUS INDEX - FAMILY

U.S. DEPARTMENT OF COMMERCE
BUREAU OF THE CENSUS

TEXAS

10-314		NAME OF INDIVIDUAL <i>Wheat Salt Linn</i>		AGE <i>35</i>	SEX <i>M</i>
COLOR <i>B</i>	AGE <i>4</i>	BIRTHPLACE	VOL. <i>58</i>		
COUNTY <i>Grimes</i>		CITY			
ENUMERATED WITH <i>Wheat Salt Linn</i>					
RELATIONSHIP TO ABOVE					
<input type="checkbox"/> SON	<input type="checkbox"/> NEPHEW	<input type="checkbox"/> STEPSON			
<input type="checkbox"/> DAUGHTER	<input type="checkbox"/> NIECE	<input type="checkbox"/> STEPDAUGHTER			
<input checked="" type="checkbox"/> BROTHER	<input type="checkbox"/> FATHER-IN-LAW	<input type="checkbox"/> COUSIN			
<input type="checkbox"/> SISTER	<input type="checkbox"/> MOTHER-IN-LAW	<input type="checkbox"/> HIRED MAN			
<input type="checkbox"/> FATHER	<input type="checkbox"/> SON-IN-LAW	<input type="checkbox"/> ROOMER			
<input type="checkbox"/> MOTHER	<input type="checkbox"/> DAUGHTER-IN-LAW	<input type="checkbox"/> SERVANT			
<input type="checkbox"/> GRANDSON	<input type="checkbox"/> BROTHER-IN-LAW	<input type="checkbox"/> OTHER (Specify)			
<input type="checkbox"/> GRANDDAUGHTER	<input type="checkbox"/> SISTER-IN-LAW				
<input type="checkbox"/> GRANDCHILD	<input type="checkbox"/> ORPHAN				

FORM 10 637
1910 CENSUS INDEX - INDIVIDUAL

U S DEPARTMENT OF COMMERCE
BUREAU OF THE CENSUS

TEXAS

11514	HEAD OF FAMILY		E.D.	SHEET
COLOR	AGE	BIRTHPLACE	3	20
15	30		VOL.	15
COUNTY	CITY			
	Rowie			
OTHER MEMBERS OF FAMILY				
NAME		RELATIONSHIP	AGE	BIRTHPLACE
Lillie		W	30	W.K.

FORM 10,636
1910 CENSUS INDEX - FAMILY

U.S. DEPARTMENT OF COMMERCE
BUREAU OF THE CENSUS

TEXAS

4314	NAME OF INDIVIDUAL Whitfield, Isaac		E.O. 55	SHEET 244
COLOR B	AGE 15	BIRTHPLACE T	VOL. 70	
COUNTY Harrison		CITY ◇		
ENUMERATED WITH Warren, Thelma				
RELATIONSHIP TO ABOVE				
<input type="checkbox"/> SON	<input type="checkbox"/> WIFE	<input type="checkbox"/> STEPMOTHER		
<input type="checkbox"/> DAUGHTER	<input type="checkbox"/> HUSBAND	<input type="checkbox"/> STEPDAUGHTER		
<input type="checkbox"/> BROTHER	<input type="checkbox"/> FATHER IN LAW	<input type="checkbox"/> SISTER		
<input type="checkbox"/> SISTER	<input type="checkbox"/> MOTHER IN LAW	<input type="checkbox"/> BROTHER IN LAW		
<input type="checkbox"/> FATHER	<input type="checkbox"/> CHILD IN LAW	<input type="checkbox"/> NEPHEW		
<input type="checkbox"/> MOTHER	<input type="checkbox"/> GRANDFATHER IN LAW	<input type="checkbox"/> Nephew		
<input type="checkbox"/> GRANDMOTHER	<input type="checkbox"/> GRANDMOTHER IN LAW	<input type="checkbox"/> NEPHEW (Nephew)		
<input type="checkbox"/> GRANDDAUGHTER	<input type="checkbox"/> GRANDSISTER IN LAW			
<input type="checkbox"/> GRANDFATHER	<input type="checkbox"/> GRANDSON IN LAW			
<input type="checkbox"/> GRANDMOTHER	<input type="checkbox"/> GRANDSON			

1910 CENSUS INDEX INDIVIDUAL

1910 CENSUS INDEX INDIVIDUAL

TEXAS

W-344	HEAD OF FAMILY		Whitfield, Irene		E.D.	9	SHEET	11
COLOR	B	AGE	35	BIRTHPLACE	VOL.	15		
COUNTY	Bowie			CITY	Tulsa			
OTHER MEMBERS OF FAMILY								
NAME		RELATIONSHIP	AGE	BIRTHPLACE				
Y 2 Bo								

FORM 10 636
1910 CENSUS INDEX - FAMILY

U. S. DEPARTMENT OF COMMERCE
BUREAU OF THE CENSUS

TEXAS

No. 314		NAME OF INDIVIDUAL <i>W. S. Fields, Green</i>		E.D.	SHEET
COLOR <i>B</i>	AGE <i>6</i>	BIRTHPLACE		<i>157</i>	<i>252</i>
COUNTY		CITY		VOL.	<i>141</i>
ENUMERATED WITH <i>Walker</i>					
RELATIONSHIP TO ABOVE <i>Hill, Harnett</i>					
<input type="checkbox"/> SON	<input type="checkbox"/> NEPHEW	<input type="checkbox"/> STEPSON			
<input type="checkbox"/> DAUGHTER	<input type="checkbox"/> NIECE	<input type="checkbox"/> STEPDAUGHTER			
<input type="checkbox"/> BROTHER	<input type="checkbox"/> FATHER-IN-LAW	<input type="checkbox"/> COUSIN			
<input type="checkbox"/> SISTER	<input type="checkbox"/> MOTHER-IN-LAW	<input type="checkbox"/> HIRED MAN			
<input type="checkbox"/> FATHER	<input type="checkbox"/> SON-IN-LAW	<input type="checkbox"/> ROOMER			
<input type="checkbox"/> MOTHER	<input type="checkbox"/> DAUGHTER-IN-LAW	<input type="checkbox"/> SERVANT			
<input type="checkbox"/> GRANDSON	<input type="checkbox"/> BROTHER-IN-LAW	<input type="checkbox"/> OTHER (Specify)			
<input checked="" type="checkbox"/> GRANDDAUGHTER	<input type="checkbox"/> SISTER-IN-LAW				
<input type="checkbox"/> GRANDCHILD	<input type="checkbox"/> ORPHAN				

FORM BC-627 (5-5-67)
FORMERLY 10-637U.S. DEPARTMENT OF COMMERCE
BUREAU OF THE CENSUS

1910 CENSUS INDEX - INDIVIDUAL

TEXAS

10314		HEAD OF FAMILY WHITFIELD, IRE		E.D. 3	SHEET 44
COLOR D	AGE 30	BIRTHPLACE		VOL. 15	
COUNTY Bowie			CITY		
OTHER MEMBERS OF FAMILY					
NAME		RELATIONSHIP	AGE	BIRTHPLACE	
1	Sarah	w	20		

FORM 10 636

1910 CENSUS INDEX - FAMILY

U. S. DEPARTMENT OF COMMERCE
BUREAU OF THE CENSUS

TEXAS

W314		HEAD OF FAMILY		W. H. Huthfield Ibr		E.D.	SHEET
W		AGE	BIRTHPLACE			132	343
COUNTY		28	Ky	CITY		VOL. 47	
Ellis							
OTHER MEMBERS OF FAMILY							
NAME		RELATIONSHIP	AGE	BIRTHPLACE			
Margrit		W.	20				
Vivian		D.	11				

FORM 10-636
1910 CENSUS INDEX - FAMILY

U. S. DEPARTMENT OF COMMERCE
BUREAU OF THE CENSUS

W314		NAME OF INDIVIDUAL <i>Whitfield, Ike</i>		TEXAS	
COLOR <i>B</i>	AGE <i>11</i>	BIRTHPLACE		E.D. <i>109</i>	SHEET <i>188</i>
COUNTY		CITY <i>Washington</i>		VOL. <i>146</i>	
ENUMERATED WITH <i>William, Hilroy</i>					
RELATIONSHIP TO ABOVE					
<input type="checkbox"/> SON	<input type="checkbox"/> NEPHEW	<input type="checkbox"/> STEPSON			
<input type="checkbox"/> DAUGHTER	<input type="checkbox"/> N'ECE	<input type="checkbox"/> STEPDAUGHTER			
<input type="checkbox"/> BROTHER	<input type="checkbox"/> FATHER-IN-LAW	<input type="checkbox"/> COUSIN			
<input type="checkbox"/> SISTER	<input type="checkbox"/> MOTHER-IN-LAW	<input type="checkbox"/> HUSBAND			
<input type="checkbox"/> FATHER	<input type="checkbox"/> SON-IN-LAW	<input type="checkbox"/> ROOMER			
<input type="checkbox"/> MOTHER	<input type="checkbox"/> DAUGHTER-IN-LAW	<input type="checkbox"/> SERVANT			
<input type="checkbox"/> GRANDSON	<input type="checkbox"/> BROTHER-IN-LAW	<input type="checkbox"/> OTHER (Specify)			
<input type="checkbox"/> GRANDDAUGHTER	<input type="checkbox"/> SISTER-IN-LAW				
<input type="checkbox"/> GRANDCHILD	<input type="checkbox"/> ORPHAN				

FORM BC-627 (5-5-67)
FORMERLY 10-637

1910 CENSUS INDEX - INDIVIDUAL

U.S. DEPARTMENT OF COMMERCE
BUREAU OF THE CENSUS

TEXAS

10-314	HEAD OF FAMILY Wheatfall, Ida		E.O. 35	DEPT. 199
COLOR W	AGE 29	BIRTHPLACE	VOL. 58	
COUNTY	Grimes		CITY	
OTHER MEMBERS OF FAMILY				
	NAME	RELATIONSHIP	AGE	BIRTHPLACE
	Harriet	S	36	
	Will	B	16	
	Emmet	B	13	
	Adair	S	15	
	Lester	S	14	
	Conrad	S	12	
	Lula	B	4	

FORM 10-636A

1910 CENSUS INDEX - INDIVIDUAL

U.S. DEPARTMENT OF COMMERCE
BUREAU OF THE CENSUS

STATE *TEXAS* COUNTY *TRINITY* CITY *TRINITY*

HEAD OF FAMILY *John Hill* BIRTHPLACE *Ill*

S. D. *106* SHEET *32*
 VOL. *32*

OTHER MEMBERS OF FAMILY			
NAME	RELATIONSHIP	AGE	BIRTHPLACE
<i>Becky</i>	<i>W</i>	<i>3</i>	
<i>Edward</i>	<i>D</i>	<i>10</i>	
<i>Robert</i>	<i>S</i>	<i>7</i>	

FORM 10 636
 1910 CENSUS INDEX - FAMILY

U. S. DEPARTMENT OF COMMERCE
 BUREAU OF THE CENSUS -

TEXAS

W 314		NAME OF INDIVIDUAL W Whitefield, Lia.		E.D. 112	SHEET 103
COLOR W	AGE 19	BIRTHPLACE		VOL. 46	
COUNTY			CITY		
ENUMERATED WITH Ellie			W Whitefield, W. B.		
RELATIONSHIP TO ABOVE					
<input type="checkbox"/> SON	<input type="checkbox"/> NEPHEW	<input type="checkbox"/> STEPSON			
<input type="checkbox"/> DAUGHTER	<input checked="" type="checkbox"/> NIECE	<input type="checkbox"/> STEPDAUGHTER			
<input type="checkbox"/> BROTHER	<input type="checkbox"/> FATHER-IN-LAW	<input type="checkbox"/> COUSIN			
<input type="checkbox"/> SISTER	<input type="checkbox"/> MOTHER-IN-LAW	<input type="checkbox"/> HIRED MAN			
<input type="checkbox"/> FATHER	<input type="checkbox"/> SON-IN-LAW	<input type="checkbox"/> ROOMER			
<input type="checkbox"/> MOTHER	<input type="checkbox"/> DAUGHTER-IN-LAW	<input type="checkbox"/> SERVANT			
<input type="checkbox"/> GRANDSON	<input type="checkbox"/> BROTHER-IN-LAW	<input type="checkbox"/> OTHER (Specify)			
<input type="checkbox"/> GRANDDAUGHTER	<input type="checkbox"/> SISTER-IN-LAW				
<input type="checkbox"/> GRANDCHILD	<input type="checkbox"/> ORPHAN				

FORM 10-237

1910 CENSUS INDEX -- INDIVIDUAL

U S DEPARTMENT OF COMMERCE
BUREAU OF THE CENSUS

TEXAS

u 34		HEAD OF FAMILY		E.D.	SHEET
16		4th child of Albert L		29	14
COLOR	AGE	BIRTHPLACE		VOL.	
	25			30	
COUNTY	Concho		CITY		
OTHER MEMBERS OF FAMILY					
NAME		RELATIONSHIP	AGE	BIRTHPLACE	
Martha M		60	16		

FORM 10 636
-1910 CENSUS INDEX - FAMILY

U.S. DEPARTMENT OF COMMERCE
BUREAU OF THE CENSUS

TEXAS

00314		HEAD OF FAMILY		Whitfield, Homer		E.O.	SHEET
COLOR	W	AGE	22	BIRTHPLACE	Ark	8	2
COUNTY	Bell			CITY		VOL.	7
OTHER MEMBERS OF FAMILY							
NAME		RELATIONSHIP	AGE	BIRTHPLACE			
Lolla		w	16	Ga			

FORM 10-536
1910 CENSUS INDEX - FAMILY

U.S. DEPARTMENT OF COMMERCE
BUREAU OF THE CENSUS

TEXAS

W 314	HEAD OF FAMILY W. L. Litchfield, Henry M.		E.D. 76	SHEET 214
COLOR W	AGE 51	BIRTHPLACE W. Va.	VOL. 45	
COUNTY	El Paso		CITY El Paso	
OTHER MEMBERS OF FAMILY				
NAME		RELATIONSHIP	AGE	BIRTHPLACE
L. Litchfield		W.	31	W. Va.

FORM 10 636

1910 CENSUS INDEX - FAMILY

U. S. DEPARTMENT OF COMMERCE
BUREAU OF THE CENSUS

TEXAS

W 3/4	HEAD OF FAMILY Whitfield Henry		E.D. 162	SHEET 298
COLOR W	AGE 47	BIRTHPLACE D.		VOL. 147
COUNTY Wharton	CITY El Campo			
OTHER MEMBERS OF FAMILY				
NAME		RELATIONSHIP	AGE	BIRTHPLACE
Lilly		W	26	
Annie A		D	8	
John S		S	6	
Erick		S	2	
Leon		D	1 1/2	
L C B				

FORM 10-636

1910 CENSUS INDEX -- FAMILY

U.S. DEPARTMENT OF COMMERCE
BUREAU OF THE CENSUS

TEXAS

4-3-14		NAME OF INDIVIDUAL W. H. Spaulding		E.O. 137	SHEET 398
COLOR W	AGE 38	BIRTHPLACE		VOL. 86	
COUNTY Jones			CITY Hamford		
ENUMERATED WITH W. H. Spaulding					
RELATIONSHIP TO ABOVE					
<input type="checkbox"/> SON	<input type="checkbox"/> NEPHEW	<input type="checkbox"/> STEPSON			
<input type="checkbox"/> DAUGHTER	<input type="checkbox"/> NIECE	<input type="checkbox"/> STEPDAUGHTER			
<input type="checkbox"/> BROTHER	<input type="checkbox"/> FATHER-IN-LAW	<input type="checkbox"/> COUSIN			
<input type="checkbox"/> SISTER	<input type="checkbox"/> MOTHER-IN-LAW	<input type="checkbox"/> WIFE			
<input type="checkbox"/> FATHER	<input type="checkbox"/> SON-IN-LAW	<input checked="" type="checkbox"/> ROOMER			
<input type="checkbox"/> MOTHER	<input type="checkbox"/> DAUGHTER-IN-LAW	<input type="checkbox"/> SERVANT			
<input type="checkbox"/> GRANDSON	<input type="checkbox"/> BROTHER-IN-LAW	<input type="checkbox"/> OTHER (Specify)			
<input type="checkbox"/> GRANDDAUGHTER	<input type="checkbox"/> SISTER-IN-LAW				
<input type="checkbox"/> GRANDCHILD	<input type="checkbox"/> ORPHAN				

FORM 10-637
1910 CENSUS INDEX - INDIVIDUAL

U. S. DEPARTMENT OF COMMERCE
BUREAU OF THE CENSUS

TEXAS

10 314	HEAD OF FAMILY <i>William H. Henry</i>		E. D. 103	SHEET 15
COLOR <i>W</i>	AGE 21	BIRTHPLACE	VOL. 118	
COUNTY <i>Robertson</i>		CITY		
OTHER MEMBERS OF FAMILY				
NAME		RELATIONSHIP	AGE	BIRTHPLACE
<i>Henry</i>		<i>W</i>	18	

FORM 10-636
1910 CENSUS INDEX - FAMILY

U. S. DEPARTMENT OF COMMERCE
BUREAU OF THE CENSUS

TEXAS

W314	HEAD OF FAMILY		E.D.	SHEET
	Whitfill Henry		12	886
COLOR	AGE	BIRTHPLACE	VOL.	
(W)	32	Ky.	47	
COUNTY	CITY			
	Ellis			
OTHER MEMBERS OF FAMILY				
NAME		RELATIONSHIP	AGE	BIRTHPLACE
J. Allen H.		W	18	

FORM 10-836

1910 CENSUS INDEX - FAMILY

U.S. DEPARTMENT OF COMMERCE
BUREAU OF THE CENSUS

TEXAS

20314		HEAD OF FAMILY		E.D.		SHEET	
COLOR	13	AGE	28	BIRTHPLACE		112	104
COUNTY	Ellis		CITY		VOL.		46
OTHER MEMBERS OF FAMILY							
NAME		RELATIONSHIP	AGE	BIRTHPLACE			
Linda Adams							

FORM 10 636
1910 CENSUS INDEX - FAMILY

U.S. DEPARTMENT OF COMMERCE
BUREAU OF THE CENSUS

TEXAS

W 214		NAME OF INDIVIDUAL Whitfield Henry		E.D. 282	SHEET 131
COLOR W	AGE 11	BIRTHPLACE		VOL. 132	
COUNTY Tom Green		CITY San Angelo			
ENUMERATED WITH Ruth John					
RELATIONSHIP TO ABOVE					
<input type="checkbox"/> SON	<input checked="" type="checkbox"/> NEPHEW	<input type="checkbox"/> STEPSON			
<input type="checkbox"/> DAUGHTER	<input type="checkbox"/> NIECE	<input type="checkbox"/> STEPDAUGHTER			
<input type="checkbox"/> BROTHER	<input type="checkbox"/> FATHER-IN-LAW	<input type="checkbox"/> COUSIN			
<input type="checkbox"/> SISTER	<input type="checkbox"/> MOTHER-IN-LAW	<input type="checkbox"/> HIRED MAN			
<input type="checkbox"/> FATHER	<input type="checkbox"/> SON-IN-LAW	<input type="checkbox"/> ROOMER			
<input type="checkbox"/> MOTHER	<input type="checkbox"/> DAUGHTER-IN-LAW	<input type="checkbox"/> SERVANT			
<input type="checkbox"/> GRANDSON	<input type="checkbox"/> BROTHER-IN-LAW	<input type="checkbox"/> OTHER (Specify)			
<input type="checkbox"/> GRANDDAUGHTER	<input type="checkbox"/> SISTER-IN-LAW				
<input type="checkbox"/> GRANDCHILD	<input type="checkbox"/> ORPHAN				

FORM BC-627 (9-9-67)
FORMERLY 10-627U.S. DEPARTMENT OF COMMERCE
BUREAU OF THE CENSUS

1910 CENSUS INDEX - INDIVIDUAL

TEXAS

W. 314		HEAD OF FAMILY		E.D.	SHEET
Whitfield Henry				106	486
COLOR	AGE	BIRTHPLACE		VOL.	
73	22			138	
COUNTY			CITY		
Trinity					
OTHER MEMBERS OF FAMILY					
NAME		RELATIONSHIP	AGE	BIRTHPLACE	
/ Parker		L	15		
/ Kelley		S	8/12		

FORM 10 636
1910 CENSUS INDEX - FAMILY

U. S. DEPARTMENT OF COMMERCE
BUREAU OF THE CENSUS

TEXAS

0314	HEAD OF FAMILY Withbold, Henry		E.D. 158	SHEET 137
COLOR W.	AGE 75	BIRTHPLACE Iowa	VOL. 88	
COUNTY Kendall		CITY		
OTHER MEMBERS OF FAMILY				
NAME		RELATION- SHIP	AGE	BIRTHPLACE
Minnie		W	62	Iowa
Emilia		D	35	
Margery, Etta		SL	32	
Chester		GS	6	
Minnie		G.D	3	

FORM 10-636
1910 CENSUS INDEX - FAMILY

U.S. DEPARTMENT OF COMMERCE
BUREAU OF THE CENSUS

TEXAS

W 314		NAME OF INDIVIDUAL <i>W. H. [unclear]</i>		E.O. 40	SHEET 100
COLOR <i>B</i>	AGE <i>31</i>	BIRTHPLACE		VOL. <i>95</i>	
COUNTY Limestone			CITY		
ENUMERATED WITH <i>Wife, [unclear]</i>					
RELATIONSHIP TO ABOVE <i>Wife, [unclear]</i>					
<input type="checkbox"/> SON	<input type="checkbox"/> NEPHEW	<input type="checkbox"/> STEPSON			
<input type="checkbox"/> DAUGHTER	<input type="checkbox"/> NIECE	<input type="checkbox"/> STEPDAUGHTER			
<input checked="" type="checkbox"/> BROTHER	<input type="checkbox"/> FATHER-IN-LAW	<input type="checkbox"/> COUSIN			
<input type="checkbox"/> SISTER	<input type="checkbox"/> MOTHER-IN-LAW	<input type="checkbox"/> HIRED MAN			
<input type="checkbox"/> FATHER	<input type="checkbox"/> SON-IN-LAW	<input type="checkbox"/> ROOMER			
<input type="checkbox"/> MOTHER	<input type="checkbox"/> DAUGHTER-IN-LAW	<input type="checkbox"/> SERVANT			
<input type="checkbox"/> GRANDSON	<input type="checkbox"/> BROTHER-IN-LAW	<input type="checkbox"/> OTHER (Specify)			
<input type="checkbox"/> GRANDDAUGHTER	<input type="checkbox"/> SISTER-IN-LAW				
<input type="checkbox"/> GRANDCHILD	<input type="checkbox"/> ORPHAN				

FORM 10 637
1910 CENSUS INDEX - INDIVIDUAL

U S DEPARTMENT OF COMMERCE
BUREAU OF THE CENSUS

TEXAS

11314	HEAD OF FAMILY <i>Head of Family, Henry</i>		E.D. 32	SHEET 6
COLOR 13	AGE 22	BIRTHPLACE Ill.	VOL. 28	
COUNTY	Colorado	CITY		
OTHER MEMBERS OF FAMILY				
	NAME	RELATIONSHIP	AGE	BIRTHPLACE
	<i>Mary</i>	<i>W</i>	<i>20</i>	

FORM 10-638
1910 CENSUS INDEX - FAMILY

U. S. DEPARTMENT OF COMMERCE
BUREAU OF THE CENSUS

TEXAS

W3/4		NAME OF INDIVIDUAL <i>Whitfield Henry</i>		E.O. <i>15</i>	SHEET <i>43</i>
COLOR. <i>B</i>	AGE <i>14</i>	BIRTHPLACE		VOL. <i>34</i>	
COUNTY <i>Freestone</i>		CITY			
ENUMERATED WITH <i>Dorham Jasper</i>					
RELATIONSHIP TO ABOVE					
<input type="checkbox"/> SON	<input type="checkbox"/> NEPHEW	<input checked="" type="checkbox"/> STEPSON			
<input type="checkbox"/> DAUGHTER	<input type="checkbox"/> NIECE	<input type="checkbox"/> STEPDAUGHTER			
<input type="checkbox"/> BROTHER	<input type="checkbox"/> FATHER-IN-LAW	<input type="checkbox"/> COUSIN			
<input type="checkbox"/> SISTER	<input type="checkbox"/> MOTHER-IN-LAW	<input type="checkbox"/> HIRED MAN			
<input type="checkbox"/> FATHER	<input type="checkbox"/> SON-IN-LAW	<input type="checkbox"/> ROOMER			
<input type="checkbox"/> MOTHER	<input type="checkbox"/> DAUGHTER-IN-LAW	<input type="checkbox"/> SERVANT			
<input type="checkbox"/> GRANDSON	<input type="checkbox"/> BROTHER-IN-LAW	<input type="checkbox"/> OTHER (<i>Specify</i>)			
<input type="checkbox"/> GRANDDAUGHTER	<input type="checkbox"/> SISTER-IN-LAW				
<input type="checkbox"/> GRANDCHILD	<input type="checkbox"/> ORPHAN				

FORM 10 637
1910 CENSUS INDEX - INDIVIDUAL

U. S. DEPARTMENT OF COMMERCE
BUREAU OF THE CENSUS

TEXAS

10 314	HEAD OF FAMILY Whitfield Henderson		E.D. 31	SHEET 276
COLOR B	AGE 36	BIRTHPLACE Ala.	VOL. 58	
COUNTY Grimes		CITY		
OTHER MEMBERS OF FAMILY				
NAME		RELATIONSHIP	AGE	BIRTHPLACE
Selwell		W	35	Ala.
Blackshear Ellen		SIL	22	/
Anderson Carter		N	18	/
Nicksols Lelia		N	10	
Askeford John		N	8	

FORM 10 636
1910 CENSUS INDEX - FAMILY

U. S. DEPARTMENT OF COMMERCE
BUREAU OF THE CENSUS

TEXAS

11314	HEAD OF FAMILY W. Hittell Hattie W.		E.D. 150	SHEET 103
COLOR - W	AGE 54	BIRTHPLACE Ky	VOL. 106	
COUNTY Montgomery	CITY			
OTHER MEMBERS OF FAMILY				
	NAME	RELATIONSHIP	AGE	BIRTHPLACE
	Walter A	S	18	
	Bertie	D	15	
	Minnie F	D	12	

FORM 10-636
1910 CENSUS INDEX - FAMILY

U.S. DEPARTMENT OF COMMERCE
BUREAU OF THE CENSUS

TEXAS

W314		NAME OF INDIVIDUAL Whitful of Dallas		E.D. 117	SHEET 219
COLOR B	AGE 76	BIRTHPLACE		VOL. 129	
COUNTY Tarrant			CITY Fort Worth		
ENUMERATED WITH Harris Florence					
RELATIONSHIP TO ABOVE					
<input type="checkbox"/> SON	<input type="checkbox"/> NEPHEW	<input type="checkbox"/> STEPSON			
<input checked="" type="checkbox"/> DAUGHTER	<input type="checkbox"/> NIECE	<input type="checkbox"/> STEPDAUGHTER			
<input type="checkbox"/> BROTHER	<input type="checkbox"/> FATHER-IN-LAW	<input type="checkbox"/> COUSIN			
<input type="checkbox"/> SISTER	<input type="checkbox"/> MOTHER-IN-LAW	<input type="checkbox"/> HIRED MAN			
<input type="checkbox"/> FATHER	<input type="checkbox"/> SON-IN-LAW	<input type="checkbox"/> ROOMER			
<input type="checkbox"/> MOTHER	<input type="checkbox"/> DAUGHTER-IN-LAW	<input type="checkbox"/> SERVANT			
<input type="checkbox"/> GRANDSON	<input type="checkbox"/> BROTHER-IN-LAW	<input type="checkbox"/> OTHER (Specify)			
<input type="checkbox"/> GRANDDAUGHTER	<input type="checkbox"/> SISTER-IN-LAW				
<input type="checkbox"/> GRANDCHILD	<input type="checkbox"/> ORPHAN				

FORM 10-637
1910 CENSUS INDEX - INDIVIDUAL

U. S. DEPARTMENT OF COMMERCE
BUREAU OF THE CENSUS

TEXAS

W314	NAME OF INDIVIDUAL Whitfield Hattie		E.D. 98	SHEET 117
COLOR B	AGE 22	BIRTHPLACE	VOL. 97	
COUNTY McLennan		CITY Waco		
ENUMERATED WITH German Lewis				
RELATIONSHIP TO ABOVE				
<input type="checkbox"/> SON	<input type="checkbox"/> NEPHEW	<input type="checkbox"/> STEPSON		
<input type="checkbox"/> DAUGHTER	<input type="checkbox"/> NIECE	<input type="checkbox"/> STEPDAUGHTER		
<input type="checkbox"/> BROTHER	<input type="checkbox"/> FATHER-IN-LAW	<input type="checkbox"/> COUSIN		
<input type="checkbox"/> SISTER	<input type="checkbox"/> MOTHER-IN-LAW	<input type="checkbox"/> HIRED MAN		
<input type="checkbox"/> FATHER	<input type="checkbox"/> SON-IN-LAW	<input type="checkbox"/> ROOMER		
<input type="checkbox"/> MOTHER	<input type="checkbox"/> DAUGHTER-IN-LAW	<input type="checkbox"/> SERVANT		
<input type="checkbox"/> GRANDSON	<input type="checkbox"/> BROTHER-IN-LAW	<input checked="" type="checkbox"/> OTHER (Specify) C		
<input type="checkbox"/> GRANDDAUGHTER	<input type="checkbox"/> SISTER-IN-LAW			
<input type="checkbox"/> GRANDCHILD	<input type="checkbox"/> ORPHAN			

FORM 10 637
1910 CENSUS INDEX - INDIVIDUAL

U. S. DEPARTMENT OF COMMERCE
BUREAU OF THE CENSUS

TEXAS

W 314	HEAD OF FAMILY Witchfield Harvey D		E.D. 123	SHEET 13
COLOR W	AGE 30	BIRTHPLACE Tenn	VOL. 143	
COUNTY	Williamson		CITY	
OTHER MEMBERS OF FAMILY				
NAME		RELATIONSHIP	AGE	BIRTHPLACE
Mary		W	37	Tenn
Cecil		S	15	
Eddie		D	11	
Earnest		S	8	
Floretta		D	4	
Theime		D	2	

FORM 10-636
1910 CENSUS INDEX - FAMILY

U.S. DEPARTMENT OF COMMERCE
BUREAU OF THE CENSUS

TEXAS

W314	HEAD OF FAMILY Whitefield, Harriet		E.D. 19	SHEET 199
COLOR W	AGE 65	BIRTHPLACE Tenn.	VOL. 48	
COUNTY	Erath		CITY	
OTHER MEMBERS OF FAMILY				
NAME		RELATIONSHIP	AGE	BIRTHPLACE
Mattie		S	35	Tenn.
Lillian		S	22	
Lottie		S	19	

FORM 10-636
1910 CENSUS INDEX - FAMILY

U.S. DEPARTMENT OF COMMERCE
BUREAU OF THE CENSUS

TEXAS

NAME OF INDIVIDUAL <i>Wm Wheatfall Harriet</i>		E.D. <i>35</i>	SHEET <i>199</i>
COLOR <i>B</i>	AGE <i>56</i>	BIRTHPLACE	VOL. <i>58</i>
COUNTY <i>Grimes</i>	CITY		
ENUMERATED WITH <i>Wheatfall Ida</i>			
RELATIONSHIP TO ABOVE			
<input type="checkbox"/> SON	<input type="checkbox"/> NEPHEW	<input type="checkbox"/> STEPSON	
<input type="checkbox"/> DAUGHTER	<input type="checkbox"/> NIECE	<input type="checkbox"/> STEPDAUGHTER	
<input type="checkbox"/> BROTHER	<input type="checkbox"/> FATHER-IN-LAW	<input type="checkbox"/> COUSIN	
<input checked="" type="checkbox"/> SISTER	<input type="checkbox"/> MOTHER-IN-LAW	<input type="checkbox"/> HIRED MAN	
<input type="checkbox"/> FATHER	<input type="checkbox"/> SON-IN-LAW	<input type="checkbox"/> ROOMER	
<input type="checkbox"/> MOTHER	<input type="checkbox"/> DAUGHTER-IN-LAW	<input type="checkbox"/> SERVANT	
<input type="checkbox"/> GRANDSON	<input type="checkbox"/> BROTHER-IN-LAW	<input type="checkbox"/> OTHER (<i>Specify</i>)	
<input type="checkbox"/> GRANDDAUGHTER	<input type="checkbox"/> SISTER-IN-LAW		
<input type="checkbox"/> GRANDCHILD	<input type="checkbox"/> ORPHAN		

FORM 10 637
1910 CENSUS INDEX - INDIVIDUAL

U. S. DEPARTMENT OF COMMERCE
BUREAU OF THE CENSUS

TEXAS

10 314	HEAD OF FAMILY'S <i>W. H. Field, W. H. Field, C.</i>		S. D. <i>102</i>	SHEET <i>164</i>
COLOR <i>W</i>	AGE <i>48</i>	BIRTHPLACE <i>W. Va.</i>	VOL. <i>62</i>	
COUNTY	Gaines		CITY	
OTHER MEMBERS OF FAMILY				
NAME		RELATIONSHIP	AGE	BIRTHPLACE
<i>Living alone</i>				

FORM 10 636
1910 CENSUS INDEX - FAMILY

U. S. DEPARTMENT OF COMMERCE
BUREAU OF THE CENSUS

TEXAS

W374		HEAD OF FAMILY		E.D.	SHEET
J. B. ...		J. B. ...		26	24
COLOR	AGE	BIRTHPLACE		VOL.	
W	53	S. C.		22	
COUNTY			CITY		
Cass					
OTHER MEMBERS OF FAMILY					
NAME		RELATIONSHIP	AGE	BIRTHPLACE	
O. B.		W	29	S. C.	
Aunt		S	10		
Brother		S	8		
Sister		"	6		
Sister		"	4		
Sister		S	2		
Sister		S	1		

FORM 10 229

1910 CENSUS INDEX - FAMILY

U S DEPARTMENT OF COMMERCE
BUREAU OF THE CENSUS

TEXAS

W 314		NAME OF INDIVIDUAL Whitfield Horner		ED 109	SHEET 162
COLOR B	AGE 4	BIRTHPLACE		VOL 146	
COUNTY Washington			CITY Brenham		
ENUMERATED WITH Cura George					
RELATIONSHIP TO ABOVE					
<input type="checkbox"/> SON	<input type="checkbox"/> NEPHEW	<input type="checkbox"/> STEPSON			
<input type="checkbox"/> DAUGHTER	<input type="checkbox"/> NIECE	<input type="checkbox"/> STEPDAUGHTER			
<input type="checkbox"/> BROTHER	<input type="checkbox"/> FATHER-IN-LAW	<input type="checkbox"/> COUSIN			
<input type="checkbox"/> SISTER	<input type="checkbox"/> MOTHER-IN-LAW	<input type="checkbox"/> HIRED MAN			
<input type="checkbox"/> FATHER	<input type="checkbox"/> SON-IN-LAW	<input type="checkbox"/> ROOMER			
<input type="checkbox"/> MOTHER	<input type="checkbox"/> DAUGHTER-IN-LAW	<input type="checkbox"/> SERVANT			
<input type="checkbox"/> GRANDSON	<input type="checkbox"/> BROTHER-IN-LAW	<input type="checkbox"/> OTHER (Specify)			
<input checked="" type="checkbox"/> GRANDDAUGHTER	<input type="checkbox"/> SISTER-IN-LAW				
<input type="checkbox"/> GRANDCHILD	<input type="checkbox"/> ORPHAN				

FORM BC-627 (5-9-67)
FORMERLY 10-637

1910 CENSUS INDEX - INDIVIDUAL

U.S. DEPARTMENT OF COMMERCE
BUREAU OF THE CENSUS

TEXAS

W 314	NAME OF INDIVIDUAL Whitfield, Nellie		E.D. 94	SHEET 205
COLOR W	AGE 24	BIRTHPLACE TX	VOL. 108	
COUNTY Navarro		CITY		
ENUMERATED WITH Whitfield J J				
RELATIONSHIP TO ABOVE				
<input type="checkbox"/> SON	<input type="checkbox"/> NEPHEW	<input type="checkbox"/> STEPSON		
<input type="checkbox"/> DAUGHTER	<input type="checkbox"/> NIECE	<input type="checkbox"/> STEPDAUGHTER		
<input type="checkbox"/> BROTHER	<input type="checkbox"/> FATHER-IN-LAW	<input type="checkbox"/> COUSIN		
<input type="checkbox"/> SISTER	<input type="checkbox"/> MOTHER-IN-LAW	<input type="checkbox"/> HIRED MAN		
<input type="checkbox"/> FATHER	<input type="checkbox"/> SON-IN-LAW	<input type="checkbox"/> ROOMER		
<input type="checkbox"/> MOTHER	<input type="checkbox"/> DAUGHTER-IN-LAW	<input type="checkbox"/> SERVANT		
<input type="checkbox"/> GRANDSON	<input type="checkbox"/> BROTHER-IN-LAW	<input type="checkbox"/> OTHER (Specify)		
<input type="checkbox"/> GRANDDAUGHTER	<input type="checkbox"/> SISTER-IN-LAW			
<input type="checkbox"/> GRANDCHILD	<input type="checkbox"/> ORPHAN			

FORM 10 637
1910 CENSUS INDEX - INDIVIDUAL

U S DEPARTMENT OF COMMERCE
BUREAU OF THE CENSUS

TEXAS

W 374	NAME OF INDIVIDUAL Whitefield, Guy		E.O.	SHEET
COLOR B	AGE 13	BIRTHPLACE	117	247
COUNTY	BOSS	CITY	VOL.	93
ENUMERATED WITH Whitefield, Minerva				
RELATIONSHIP TO ABOVE				
<input type="checkbox"/> SON	<input type="checkbox"/> NEPHEW	<input type="checkbox"/> STEPSON		
<input type="checkbox"/> DAUGHTER	<input type="checkbox"/> NIECE	<input type="checkbox"/> STEPDAUGHTER		
<input type="checkbox"/> BROTHER	<input type="checkbox"/> FATHER-IN-LAW	<input type="checkbox"/> COUSIN		
<input type="checkbox"/> SISTER	<input type="checkbox"/> MOTHER-IN-LAW	<input type="checkbox"/> HIRED MAN		
<input type="checkbox"/> FATHER	<input type="checkbox"/> SON-IN-LAW	<input type="checkbox"/> ROOMER		
<input type="checkbox"/> MOTHER	<input type="checkbox"/> DAUGHTER-IN-LAW	<input type="checkbox"/> SERVANT		
<input checked="" type="checkbox"/> GRANDSON	<input type="checkbox"/> BROTHER-IN-LAW	<input type="checkbox"/> OTHER (Specify)		
<input type="checkbox"/> GRANDDAUGHTER	<input type="checkbox"/> SISTER-IN-LAW			
<input type="checkbox"/> GRANDCHILD	<input type="checkbox"/> ORPHAN			

FORM 10 637
1910 CENSUS INDEX - INDIVIDUAL

U.S. DEPARTMENT OF COMMERCE
BUREAU OF THE CENSUS

TEXAS

W314	HEAD OF FAMILY Whitefield, Shurba		E.D. 33	SHEET 57
COLOR W	AGE 34	BIRTHPLACE		VOL. 48
COUNTY	Erath		CITY	
OTHER MEMBERS OF FAMILY				
NAME		RELATIONSHIP	AGE	BIRTHPLACE
Laura		W	33	
Dollie		D	11	
Charlie		S	10	
Floyd		S	8	
Floyd		S	8	
Keith		D	6	
Thady		S	4	

FORM 10-635A

1910 CENSUS INDEX - INDIVIDUAL

U. S. DEPARTMENT OF COMMERCE
BUREAU OF THE CENSUS

TEXAS

W314		NAME OF INDIVIDUAL Whitfield Green		E.D. 70	SHEET 146
COLOR B	AGE 30	BIRTHPLACE		VOL. 36	
COUNTY Dallas			CITY		
ENUMERATED WITH Gardiner Clifford					
RELATIONSHIP TO ABOVE					
<input type="checkbox"/> SON	<input type="checkbox"/> NEPHEW	<input type="checkbox"/> STEPSON			
<input type="checkbox"/> DAUGHTER	<input type="checkbox"/> NIECE	<input type="checkbox"/> STEPDAUGHTER			
<input type="checkbox"/> BROTHER	<input type="checkbox"/> FATHER-IN-LAW	<input type="checkbox"/> COUSIN			
<input type="checkbox"/> SISTER	<input type="checkbox"/> MOTHER-IN-LAW	<input type="checkbox"/> HIRED MAN			
<input type="checkbox"/> FATHER	<input type="checkbox"/> SON-IN-LAW	<input type="checkbox"/> ROOMER			
<input type="checkbox"/> MOTHER	<input type="checkbox"/> DAUGHTER-IN-LAW	<input checked="" type="checkbox"/> SERVANT			
<input type="checkbox"/> GRANDSON	<input type="checkbox"/> BROTHER-IN-LAW	<input type="checkbox"/> OTHER (Specify)			
<input type="checkbox"/> GRANDDAUGHTER	<input type="checkbox"/> SISTER-IN-LAW				
<input type="checkbox"/> GRANDCHILD	<input type="checkbox"/> ORPHAN				

FORM 10 637
1910 CENSUS INDEX - INDIVIDUAL

U. S. DEPARTMENT OF COMMERCE
BUREAU OF THE CENSUS

TEXAS

101314		NAME OF INDIVIDUAL <i>Thelma G. Gester</i>		E.O. 2	SHEET 3
COLOR B	AGE 76	BIRTHPLACE		VOL. 15	
COUNTY Bowie			CITY		
ENUMERATED WITH <i>William Henry</i>					
RELATIONSHIP TO ABOVE					
<input type="checkbox"/> SON	<input type="checkbox"/> NEPHEW	<input type="checkbox"/> STEPSON			
<input type="checkbox"/> DAUGHTER	<input type="checkbox"/> NIECE	<input checked="" type="checkbox"/> ADOPTED DAUGHTER			
<input type="checkbox"/> BROTHER	<input type="checkbox"/> FATHER-IN-LAW	<input type="checkbox"/> COUSIN			
<input type="checkbox"/> SISTER	<input type="checkbox"/> MOTHER-IN-LAW	<input type="checkbox"/> HIRED MAN			
<input type="checkbox"/> FATHER	<input type="checkbox"/> SON-IN-LAW	<input type="checkbox"/> ROOMER			
<input type="checkbox"/> MOTHER	<input type="checkbox"/> DAUGHTER-IN-LAW	<input type="checkbox"/> SERVANT			
<input type="checkbox"/> GRANDSON	<input type="checkbox"/> BROTHER-IN-LAW	<input type="checkbox"/> OTHER (Specify)			
<input type="checkbox"/> GRANDDAUGHTER	<input type="checkbox"/> SISTER-IN-LAW				
<input type="checkbox"/> GRANDCHILD	<input type="checkbox"/> ORPHAN				

FORM 10-637
1910 CENSUS INDEX - INDIVIDUAL

U. S. DEPARTMENT OF COMMERCE
BUREAU OF THE CENSUS

TEXAS

W 314	NAME OF INDIVIDUAL Whitfield Howard W.		E.O. 106	SHEET 179
COLOR W	AGE 72	BIRTHPLACE Miss	VOL. 111	
COUNTY Nueces		CITY Kingsville		
ENUMERATED WITH Hought John J.				
RELATIONSHIP TO ABOVE				
<input type="checkbox"/> SON	<input type="checkbox"/> NEPHEW	<input type="checkbox"/> STEPSON		
<input type="checkbox"/> DAUGHTER	<input type="checkbox"/> NIECE	<input type="checkbox"/> STEPDAUGHTER		
<input type="checkbox"/> BROTHER	<input checked="" type="checkbox"/> FATHER-IN-LAW	<input type="checkbox"/> COUSIN		
<input type="checkbox"/> SISTER	<input type="checkbox"/> MOTHER-IN-LAW	<input type="checkbox"/> HIRED MAN		
<input type="checkbox"/> FATHER	<input type="checkbox"/> SON-IN-LAW	<input type="checkbox"/> ROOMER		
<input type="checkbox"/> MOTHER	<input type="checkbox"/> DAUGHTER-IN-LAW	<input type="checkbox"/> SERVANT		
<input type="checkbox"/> GRANDSON	<input type="checkbox"/> BROTHER-IN-LAW	<input type="checkbox"/> OTHER (Specify)		
<input type="checkbox"/> GRANDDAUGHTER	<input type="checkbox"/> SISTER-IN-LAW			
<input type="checkbox"/> GRANDCHILD	<input type="checkbox"/> ORPHAN			

FORM 10 637
1910 CENSUS INDEX - INDIVIDUAL

U.S. DEPARTMENT OF COMMERCE
BUREAU OF THE CENSUS

TEXAS

W314	HEAD OF FAMILY Whitfield George H Jr.		E.O. 137	SHEET 79
COLOR - W	AGE 28	BIRTHPLACE	VOL. 47	
COUNTY Ellis		CITY		
OTHER MEMBERS OF FAMILY				
NAME		RELATION- SHIP	AGE	BIRTHPLACE
Hallie M.		W	28	
Eve L.		D	8	
Davidson, William M.		FL	49	Ala.

FORM 10 636

1910 CENSUS INDEX - FAMILY

U.S. DEPARTMENT OF COMMERCE
BUREAU OF THE CENSUS

10314		HEAD OF FAMILY		TEXAS	
COLOR	AGE	BIRTHPLACE		E.D.	SHEET
W	68	No. Car		137	3
COUNTY	Ella			VOL.	47
OTHER MEMBERS OF FAMILY					
NAME		RELATION- SHIP	AGE	BIRTHPLACE	
Ellie		W	29	Ill	
Brown Arvil B.		SD	12		
Eula M.		SD	10		
Oscar R.		SS	9		
Earl J.		SS	7		
1 Se					

FORM 10 636
1910 CENSUS INDEX - FAMILY

U. S. DEPARTMENT OF COMMERCE
BUREAU OF THE CENSUS

TEXAS

W317	HEAD OF FAMILY Whitfield George		E.D. 81	SHEET 5
COLOR W	AGE 31	BIRTHPLACE	VOL. 37	
COUNTY = Dallas		CITY		
OTHER MEMBERS OF FAMILY				
	NAME	RELATIONSHIP	AGE	BIRTHPLACE
	Dolan	W	38	Tenn
	Carl	S	7	
	Oliver	S	4	
	Dice Sara	B-S	20	Tenn

FORM 10 636

1910 CENSUS INDEX - FAMILY

U. S. DEPARTMENT OF COMMERCE
BUREAU OF THE CENSUS

TEXAS

W. 314	NAME OF INDIVIDUAL <i>Whitfield Geo</i>		E.D. 41	SHEET 27
COLOR B	AGE 31	BIRTHPLACE	VOL. 35	
COUNTY Dallas		CITY Dallas		
ENUMERATED WITH <i>no head listed</i>				
RELATIONSHIP TO ABOVE				
<input checked="" type="checkbox"/> SON	<input type="checkbox"/> NEPHEW	<input type="checkbox"/> STEPSON		
<input type="checkbox"/> DAUGHTER	<input type="checkbox"/> NIECE	<input type="checkbox"/> STEPDAUGHTER		
<input type="checkbox"/> BROTHER	<input type="checkbox"/> FATHER-IN-LAW	<input type="checkbox"/> COUSIN		
<input type="checkbox"/> SISTER	<input type="checkbox"/> MOTHER-IN-LAW	<input type="checkbox"/> HIRED MAN		
<input type="checkbox"/> FATHER	<input type="checkbox"/> SON-IN-LAW	<input type="checkbox"/> ROOMER		
<input type="checkbox"/> MOTHER	<input type="checkbox"/> DAUGHTER-IN-LAW	<input type="checkbox"/> SERVANT		
<input type="checkbox"/> GRANDSON	<input type="checkbox"/> BROTHER-IN-LAW	<input type="checkbox"/> OTHER (Specify)		
<input type="checkbox"/> GRANDDAUGHTER	<input type="checkbox"/> SISTER-IN-LAW			
<input type="checkbox"/> GRANDCHILD	<input type="checkbox"/> ORPHAN			

FORM 10-637
1910 CENSUS INDEX - INDIVIDUAL

U S DEPARTMENT OF COMMERCE
BUREAU OF THE CENSUS

TEXAS

NAME OF INDIVIDUAL <i>W. Whitfield, George</i>		E. D. <i>147</i>	SHEET <i>386</i>
COLOR <i>15</i>	AGE <i>17</i>	BIRTHPLACE	VOL. <i>118</i>
COUNTY Robertson		CITY	
ENUMERATED WITH <i>W. Whitfield, George</i>			
RELATIONSHIP TO ABOVE			
<input type="checkbox"/> SON	<input type="checkbox"/> NEPHEW	<input type="checkbox"/> STEPSON	
<input type="checkbox"/> DAUGHTER	<input type="checkbox"/> NIECE	<input type="checkbox"/> STEPDAUGHTER	
<input checked="" type="checkbox"/> BROTHER	<input type="checkbox"/> FATHER-IN-LAW	<input type="checkbox"/> COUSIN	
<input type="checkbox"/> SISTER	<input type="checkbox"/> MOTHER-IN-LAW	<input type="checkbox"/> HIRED MAN	
<input type="checkbox"/> FATHER	<input type="checkbox"/> SON-IN-LAW	<input type="checkbox"/> ROOMER	
<input type="checkbox"/> MOTHER	<input type="checkbox"/> DAUGHTER-IN-LAW	<input type="checkbox"/> SERVANT	
<input type="checkbox"/> GRANDSON	<input type="checkbox"/> BROTHER-IN-LAW	<input type="checkbox"/> OTHER (<i>Specify</i>)	
<input type="checkbox"/> GRANDDAUGHTER	<input type="checkbox"/> SISTER-IN-LAW		
<input type="checkbox"/> GRANDCHILD	<input type="checkbox"/> ORPHAN		

FORM 10 637
1910-CENSUS INDEX - INDIVIDUAL

U. S. DEPARTMENT OF COMMERCE
BUREAU OF THE CENSUS

TEXAS

10314

NAME OF INDIVIDUAL <i>Whitfield George</i>		P. O.	SHEET
COLOR <i>W</i>	AGE <i>75</i>	BIRTHPLACE <i>Colman</i>	<i>25</i>
MARRIAGE WITH <i>Colman</i>		CITY	
RELATIONSHIP TO HEAD OF HOUSEHOLD <i>Grandfather</i>			
<input type="checkbox"/> SON <input type="checkbox"/> DAUGHTER <input type="checkbox"/> BROTHER <input type="checkbox"/> SISTER <input type="checkbox"/> FATHER <input type="checkbox"/> MOTHER <input type="checkbox"/> GRANDFATHER <input type="checkbox"/> GRANDMOTHER <input type="checkbox"/> GRANDCHILD	<input type="checkbox"/> NEPHEW <input type="checkbox"/> NIECE <input type="checkbox"/> PATRILIN L AW <input type="checkbox"/> MATRILIN L AW <input type="checkbox"/> BROTHER IN L AW <input type="checkbox"/> DAUGHTER IN L AW <input type="checkbox"/> SON IN L AW <input type="checkbox"/> DAUGHTER IN L AW <input type="checkbox"/> SISTER IN L AW <input type="checkbox"/> WIFE	<input type="checkbox"/> STEPMOTHER <input type="checkbox"/> STEPFATHER <input type="checkbox"/> WIFE <input checked="" type="checkbox"/> HEAD OF HOUSEHOLD <input type="checkbox"/> UNEMPLOYED <input type="checkbox"/> MEMBER OF ARMY <input type="checkbox"/> MEMBER OF NAVY <input type="checkbox"/> MEMBER OF MARINE CORPS <input type="checkbox"/> MEMBER OF AIR FORCE <input type="checkbox"/> MEMBER OF COAST GUARD <input type="checkbox"/> MEMBER OF NATIONAL GUARD <input type="checkbox"/> MEMBER OF RESERVE	

1910 CENSUS INDEX - INDIVIDUAL

U. S. DEPARTMENT OF COMMERCE
BUREAU OF CENSUS

TEXAS

W314	HEAD OF FAMILY <i>Whitfield George</i>		E.D. <i>18</i>	SHEET <i>7</i>
COLOR <i>B</i>	AGE <i>62</i>	BIRTHPLACE <i>La</i>	VOL. <i>18</i>	
COUNTY <i>Burleson</i>	CITY			
OTHER MEMBERS OF FAMILY				
NAME		RELATIONSHIP	AGE	BIRTHPLACE
<i>Augusta</i>		<i>W</i>	<i>55</i>	<i>La</i>
<i>Fiffa</i>		<i>D</i>	<i>18</i>	
<i>Lellie</i>		<i>D</i>	<i>9</i>	
<i>Johnson, Williams</i>		<i>D</i>	<i>7</i>	

FORM 10 636
1910 CENSUS INDEX -- FAMILY

U. S. DEPARTMENT OF COMMERCE
BUREAU OF THE CENSUS

TEXAS

20314	HEAD OF FAMILY G. Hatfield, George		E.D. 76	SHEET 272
COLOR	AGE 38	BIRTHPLACE	VOL. 75	
COUNTY Limestone		CITY		
OTHER MEMBERS OF FAMILY				
NAME		RELATIONSHIP	AGE	BIRTHPLACE
George		"	37	
Lillian		"	16	
Nellie		"	14	
Lillian		"	15	

FORM 10 636
1910 CENSUS INDEX - FAMILY

U.S. DEPARTMENT OF COMMERCE
BUREAU OF THE CENSUS

TEXAS

W 314	HEAD OF FAMILY Whitfield General		E.D. 55	SHEET 137
COLOR B	AGE 20	BIRTHPLACE NC	VOL. 102	
COUNTY Milam	CITY			
OTHER MEMBERS OF FAMILY				
NAME		RELATIONSHIP	AGE	BIRTHPLACE
1 Mary		W	17	

FORM 10 636
1910 CENSUS INDEX - FAMILY

U. S. DEPARTMENT OF COMMERCE
BUREAU OF THE CENSUS

TEXAS

W 314	HEAD OF FAMILY Robert Field Jernice		E.O. 55	SHEET 131
COLOR B	AGE 44	BIRTHPLACE NC	VOL. 102	
COUNTY Mitam		CITY		
OTHER MEMBERS OF FAMILY				
NAME		RELATION- SHIP	AGE	BIRTHPLACE
Suzelle		W	23	NC
Luelle		D	16	
Luffatha		D	14	
Mae Jernice		D	7	
Gethor		D	2	
Francis		D	1 1/2	

FORM 10 636
1910 CENSUS INDEX -- FAMILY

U.S. DEPARTMENT OF COMMERCE
BUREAU OF THE CENSUS

TEXAS

W 314		NAME OF INDIVIDUAL Whitfield Gordon		E.D. 129	SHEET 337
COLOR W	AGE 22	BIRTHPLACE		VOL. 143	
COUNTY Williamson			CITY		
ENUMERATED WITH Leura Jake B					
RELATIONSHIP TO ABOVE					
<input type="checkbox"/> SON	<input type="checkbox"/> NEPHEW	<input type="checkbox"/> STEPSON			
<input type="checkbox"/> DAUGHTER	<input checked="" type="checkbox"/> NIECE	<input type="checkbox"/> STEPDAUGHTER			
<input type="checkbox"/> BROTHER	<input type="checkbox"/> FATHER-IN-LAW	<input type="checkbox"/> COUSIN			
<input type="checkbox"/> SISTER	<input type="checkbox"/> MOTHER-IN-LAW	<input type="checkbox"/> HIRED MAN			
<input type="checkbox"/> FATHER	<input type="checkbox"/> SON-IN-LAW	<input type="checkbox"/> ROOMER			
<input type="checkbox"/> MOTHER	<input type="checkbox"/> DAUGHTER-IN-LAW	<input type="checkbox"/> SERVANT			
<input type="checkbox"/> GRANDSON	<input type="checkbox"/> BROTHER-IN-LAW	<input type="checkbox"/> OTHER (Specify)			
<input type="checkbox"/> GRANDDAUGHTER	<input type="checkbox"/> SISTER-IN-LAW				
<input type="checkbox"/> GRANDCHILD	<input type="checkbox"/> ORPHAN				

FORM BC-627 (5-5-67)
FORMERLY 10-637

U.S. DEPARTMENT OF COMMERCE
BUREAU OF THE CENSUS

1910 CENSUS INDEX - INDIVIDUAL

TEXAS

W314	NAME OF INDIVIDUAL Whitfield, Galen L		E.D. 26	SHEET 10
COLOR W	AGE 29	BIRTHPLACE -	VOL. 30	
COUNTY Concho		CITY		
ENUMERATED WITH: Whitfield Robert H				
RELATIONSHIP TO ABOVE				
<input type="checkbox"/> SON	<input type="checkbox"/> NEPHEW	<input type="checkbox"/> STEPSON		
<input type="checkbox"/> DAUGHTER	<input type="checkbox"/> NIECE	<input type="checkbox"/> STEPDAUGHTER		
<input checked="" type="checkbox"/> BROTHER	<input type="checkbox"/> FATHER-IN-LAW	<input type="checkbox"/> COUSIN		
<input type="checkbox"/> SISTER	<input type="checkbox"/> MOTHER-IN-LAW	<input type="checkbox"/> HIRED MAN		
<input type="checkbox"/> FATHER	<input type="checkbox"/> SON-IN-LAW	<input type="checkbox"/> ROOMER		
<input type="checkbox"/> MOTHER	<input type="checkbox"/> DAUGHTER-IN-LAW	<input type="checkbox"/> SERVANT		
<input type="checkbox"/> GRANDSON	<input type="checkbox"/> BROTHER-IN-LAW	<input type="checkbox"/> OTHER (Specify)		
<input type="checkbox"/> GRANDDAUGHTER	<input type="checkbox"/> SISTER-IN-LAW			
<input type="checkbox"/> GRANDCHILD	<input type="checkbox"/> ORPHAN			

FORM 10-637
1910 CENSUS INDEX - INDIVIDUAL

U. S. DEPARTMENT OF COMMERCE
BUREAU OF THE CENSUS

TEXAS

W 314		HEAD OF FAMILY		Whitefield G. H.		E.D.	SHEET
COLOR	W	AGE	27	BIRTHPLACE		VOL.	46
COUNTY			Ellis		CITY		
OTHER MEMBERS OF FAMILY							
NAME			RELATIONSHIP	AGE	BIRTHPLACE		
Ella			M	12			

FORM 10 636
1910 CENSUS INDEX - FAMILY

U.S. DEPARTMENT OF COMMERCE
BUREAU OF THE CENSUS

TEXAS

11314	HEAD OF FAMILY <i>Whitfield E. F.</i>		E.D. 32	SHEET 59
COLOR <i>W</i>	AGE 24	BIRTHPLACE	VOL. 48	
COUNTY Erath		CITY		
OTHER MEMBERS OF FAMILY				
NAME		RELATIONSHIP	AGE	BIRTHPLACE
<i>Lillian</i>		<i>Wife</i>		

FORM 10 636
1910 CENSUS INDEX - FAMILY

U. S. DEPARTMENT OF COMMERCE
BUREAU OF THE CENSUS

TEXAS

HEAD OF FAMILY			E.D.	SHEET
115519	Whitefield	Wanda	38	7
COLUM	AGE	BIRTHPLACE	VOL.	
13	16	Ill.	22.	
COUNTY				
Cook				
OTHER MEMBERS OF FAMILY				
NAME	RELATION	AGE	BIRTHPLACE	
George	son	10	Ill.	

FORM 10 636
1910 CENSUS INDEX - FAMILY

U. S. DEPARTMENT OF COMMERCE
BUREAU OF THE CENSUS

TEXAS

W314	HEAD OF FAMILY W. Pittfield, Frank		E.D. 76	SHEET 239
COLOR 13	AGE 40	BIRTHPLACE L.	VOL. 90	
COUNTY Lamar		CITY Pittsburg		
OTHER MEMBERS OF FAMILY				
NAME		RELATIONSHIP	AGE	BIRTHPLACE
Lizzie		W	20	
Ollie		D	29	
Dorice		Da	17	

FORM 10-636
1910 CENSUS INDEX - FAMILY

U S DEPARTMENT OF COMMERCE
BUREAU OF THE CENSUS

TEXAS

. 314		NAME OF INDIVIDUAL <i>Whitfield, Frank</i>		E.D. <i>36</i>	SHEET <i>180</i>
COLOR <i>B</i>	AGE <i>10</i>	BIRTHPLACE		VOL. <i>70</i>	
COUNTY <i>Harrison</i>		CITY			
ENUMERATED WITH <i>Guffens Alfred</i>					
RELATIONSHIP TO ABOVE					
<input type="checkbox"/> SON	<input checked="" type="checkbox"/> NEPHEW	<input type="checkbox"/> STEPSON			
<input type="checkbox"/> DAUGHTER	<input type="checkbox"/> NIECE	<input type="checkbox"/> STEPDAUGHTER			
<input type="checkbox"/> BROTHER	<input type="checkbox"/> FATHER-IN-LAW	<input type="checkbox"/> COUSIN			
<input type="checkbox"/> SISTER	<input type="checkbox"/> MOTHER-IN-LAW	<input type="checkbox"/> HIRED MAN			
<input type="checkbox"/> FATHER	<input type="checkbox"/> SON-IN-LAW	<input type="checkbox"/> ROOMER			
<input type="checkbox"/> MOTHER	<input type="checkbox"/> DAUGHTER-IN-LAW	<input type="checkbox"/> SERVANT			
<input type="checkbox"/> GRANDSON	<input type="checkbox"/> BROTHER-IN-LAW	<input type="checkbox"/> OTHER (<i>Specify</i>)			
<input type="checkbox"/> GRANDDAUGHTER	<input type="checkbox"/> SISTER-IN-LAW				
<input type="checkbox"/> GRANDCHILD	<input type="checkbox"/> ORPHAN				

FORM 10-637
1910 CENSUS INDEX - INDIVIDUAL

U. S. DEPARTMENT OF COMMERCE
BUREAU OF THE CENSUS

TEXAS

W 314	HEAD OF FAMILY Whitfield, Isaac		E.D. 66	SHEET 354
COLOR W	AGE 75	BIRTHPLACE Ky.	VOL. 102	
COUNTY Milam	CITY			
OTHER MEMBERS OF FAMILY				
NAME		RELATION- SHIP	AGE	BIRTHPLACE
Mary A.		w	63	Ky.
Oullaw, Jessie		h	13	"

FORM 10 636
1910 CENSUS INDEX - FAMILY

U. S. DEPARTMENT OF COMMERCE
BUREAU OF THE CENSUS

TEXAS

W314	HEAD OF FAMILY - Whitfield, Floyd		E.D. 62	SHEET 320
COLOR W	AGE 23	BIRTHPLACE Ala.	VOL. 50	
COUNTY	Falls		CITY	
OTHER MEMBERS OF FAMILY				
	NAME	RELATIONSHIP	AGE	BIRTHPLACE
	Ada	W	19	
	Elwin	S	1/2	

FORM 10 576
1910 CENSUS INDEX - FAMILY

U. S. DEPARTMENT OF COMMERCE
BUREAU OF THE CENSUS

TEXAS

11314	NAME OF INDIVIDUAL Wheatfall Florena		E.D. 35	SHEET 82
COLOR B	AGE 2	BIRTHPLACE	VOL. 58	
COUNTY Grimes		CITY		
ENUMERATED WITH Sparks Ed				
RELATIONSHIP TO ABOVE				
<input type="checkbox"/> SON	<input type="checkbox"/> NEPHEW	<input type="checkbox"/> STEPSON		
<input type="checkbox"/> DAUGHTER	<input type="checkbox"/> NIECE	<input type="checkbox"/> STEPDAUGHTER		
<input type="checkbox"/> BROTHER	<input type="checkbox"/> FATHER-IN-LAW	<input type="checkbox"/> COUSIN		
<input type="checkbox"/> SISTER	<input type="checkbox"/> MOTHER-IN-LAW	<input type="checkbox"/> HIRED MAN		
<input type="checkbox"/> FATHER	<input type="checkbox"/> SON-IN-LAW	<input type="checkbox"/> ROOMER		
<input type="checkbox"/> MOTHER	<input type="checkbox"/> DAUGHTER-IN-LAW	<input type="checkbox"/> SERVANT		
<input type="checkbox"/> GRANDSON	<input type="checkbox"/> BROTHER-IN-LAW	<input type="checkbox"/> OTHER (Specify)		
<input checked="" type="checkbox"/> GRANDDAUGHTER	<input type="checkbox"/> SISTER-IN-LAW			
<input type="checkbox"/> GRANDCHILD	<input type="checkbox"/> ORPHAN			

FORM 10-637
1910 CENSUS INDEX - INDIVIDUAL

U. S. DEPARTMENT OF COMMERCE
BUREAU OF THE CENSUS

TEXAS

74314		NAME OF INDIVIDUAL		E. D.	SHEET
		Whitfield Florence		1	4
COLOR	AGE	BIRTHPLACE		VOL.	
Wm	5				3
COUNTY			CITY		
Austin					
ENUMERATED WITH					
Perrine Jesse					
RELATIONSHIP TO ABOVE					
<input type="checkbox"/> SON	<input type="checkbox"/> NEPHEW	<input type="checkbox"/> STEPSON			
<input type="checkbox"/> DAUGHTER	<input checked="" type="checkbox"/> NIECE	<input type="checkbox"/> STEPDAUGHTER			
<input type="checkbox"/> BROTHER	<input type="checkbox"/> FATHER-IN-LAW	<input type="checkbox"/> COUSIN			
<input type="checkbox"/> SISTER	<input type="checkbox"/> MOTHER-IN-LAW	<input type="checkbox"/> HIRED MAN			
<input type="checkbox"/> FATHER	<input type="checkbox"/> SON-IN-LAW	<input type="checkbox"/> ROOMER			
<input type="checkbox"/> MOTHER	<input type="checkbox"/> DAUGHTER-IN-LAW	<input type="checkbox"/> SERVANT			
<input type="checkbox"/> GRANDSON	<input type="checkbox"/> BROTHER-IN-LAW	<input type="checkbox"/> OTHER (Specify)			
<input type="checkbox"/> GRANDDAUGHTER	<input type="checkbox"/> SISTER-IN-LAW				
<input type="checkbox"/> GRANDCHILD	<input type="checkbox"/> ORPHAN				

FORM 10-837

1910 CENSUS INDEX - INDIVIDUAL

U. S. DEPARTMENT OF COMMERCE
BUREAU OF THE CENSUS

TEXAS

6314		HEAD OF FAMILY		E.O.	SHEET
		W. Paul Scott & P. Anderson		73	66
COLOR	AGE	BIRTHPLACE		VOL.	
P.	47			1916	
COUNTY	Washington			CITY	
OTHER MEMBERS OF FAMILY					
NAME		RELATIONSHIP	AGE	BIRTHPLACE	
Linda					
John					

FORM 10 536

1910 CENSUS INDEX - FAMILY

U S DEPARTMENT OF COMMERCE
BUREAU OF THE CENSUS

TEXAS

U 304	HEAD OF FAMILY Whitfield Fate		E.D. 115	SHEET 281
COLOR W	AGE 33	BIRTHPLACE Iowa	VOL. 1.42	
COUNTY Williamson	CITY			
OTHER MEMBERS OF FAMILY				
NAME	RELATIONSHIP	AGE	BIRTHPLACE	
Effie	W	22		
Libby	S	12		
Bethanew Wilmer	S.D	2		
Whitfield Lucy	M	61	Penn.	

FORM 10 636

1910 CENSUS INDEX - FAMILY

U.S. DEPARTMENT OF COMMERCE
BUREAU OF THE CENSUS

TEXAS

LO314	NAME OF INDIVIDUAL <i>W Pittfield Edwards</i>		E. O. SHEET <i>131 512</i>
COLOR <i>B</i>	AGE <i>24</i>	BIRTHPLACE	VOL <i>143</i>
COUNTY <i>Williamson</i>	CITY <i>Taylor</i>		
ENUMERATED WITH <i>William Richard</i>			
RELATIONSHIP TO ABOVE			
SON	NEPHEW	STEPSON	
DAUGHTER	NIECE	STEPDAUGHTER	
BROTHER	FATHER-IN-LAW	COUSIN	
SISTER	MOTHER-IN-LAW	WHEELMAN	
FATHER	WIFE-IN-LAW	WOMAN	
MOTHER	DAUGHTER-IN-LAW	SERVANT	
GRANDSON	BROTHER-IN-LAW	OTHER (Specify)	
GRANDDAUGHTER	SISTER-IN-LAW		
GRANDCHILD	ORPHAN		

FORM 8C-627 (8-5-07)
FORMERLY 10-67U. S. DEPARTMENT OF COMMERCE
BUREAU OF THE CENSUS

1910 CENSUS INDEX - INDIVIDUAL

TEXAS

W314		NAME OF INDIVIDUAL Whitfield Eva L		E.D. 130	SHEET 52
COLOR W	AGE 26	BIRTHPLACE		VOL. 134	
COUNTY Uvalde			CITY		
ENUMERATED WITH Coleman Abie D					
RELATIONSHIP TO ABOVE					
<input type="checkbox"/> SON	<input type="checkbox"/> NEPHEW	<input type="checkbox"/> STEPSON			
<input type="checkbox"/> DAUGHTER	<input checked="" type="checkbox"/> NIECE	<input type="checkbox"/> STEPDAUGHTER			
<input type="checkbox"/> BROTHER	<input type="checkbox"/> FATHER-IN-LAW	<input type="checkbox"/> COUSIN			
<input type="checkbox"/> SISTER	<input type="checkbox"/> MOTHER-IN-LAW	<input type="checkbox"/> HIRED MAN			
<input type="checkbox"/> FATHER	<input type="checkbox"/> SON-IN-LAW	<input type="checkbox"/> ROOMER			
<input type="checkbox"/> MOTHER	<input type="checkbox"/> DAUGHTER-IN-LAW	<input type="checkbox"/> SERVANT			
<input type="checkbox"/> GRANDSON	<input type="checkbox"/> BROTHER-IN-LAW	<input type="checkbox"/> OTHER (Specify)			
<input type="checkbox"/> GRANDDAUGHTER	<input type="checkbox"/> SISTER-IN-LAW				
<input type="checkbox"/> GRANDCHILD	<input type="checkbox"/> ORPHAN				

FORM BC-627 (8-9-67)
FORMERLY 10-627

U.S. DEPARTMENT OF COMMERCE
BUREAU OF THE CENSUS

1910 CENSUS INDEX - INDIVIDUAL

TEXAS

W314		NAME OF INDIVIDUAL Whitfield Eula		E.C. 15	SHEET 43
COLOR B	AGE 16	BIRTHPLACE		VOL. 54	
COUNTY Freestone			CITY		
ENUMERATED WITH Dorham Jasper					
RELATIONSHIP TO ABOVE					
<input type="checkbox"/> SON	<input type="checkbox"/> NEPHEW	<input type="checkbox"/> STEPSON			
<input type="checkbox"/> DAUGHTER	<input type="checkbox"/> NIECE	<input checked="" type="checkbox"/> STEPDAUGHTER			
<input type="checkbox"/> BROTHER	<input type="checkbox"/> FATHER-IN-LAW	<input type="checkbox"/> COUSIN			
<input type="checkbox"/> SISTER	<input type="checkbox"/> MOTHER-IN-LAW	<input type="checkbox"/> HIRED MAN			
<input type="checkbox"/> FATHER	<input type="checkbox"/> SON-IN-LAW	<input type="checkbox"/> ROOMER			
<input type="checkbox"/> MOTHER	<input type="checkbox"/> DAUGHTER-IN-LAW	<input type="checkbox"/> SERVANT			
<input type="checkbox"/> GRANDSON	<input type="checkbox"/> BROTHER-IN-LAW	<input type="checkbox"/> OTHER (Specify)			
<input type="checkbox"/> GRANDDAUGHTER	<input type="checkbox"/> SISTER-IN-LAW				
<input type="checkbox"/> GRANDCHILD	<input type="checkbox"/> ORPHAN				

FORM 10-637
1910 CENSUS INDEX - INDIVIDUAL

U. S. DEPARTMENT OF COMMERCE
BUREAU OF THE CENSUS

TEXAS

11 3/4	HEAD OF FAMILY		Whitfield Eugene W		E.O.	SHEET
COLOR	AGE	BIRTHPLACE		VOL.		
W	47	W.C.		18		
COUNTY			Burnet		CITY	
OTHER MEMBERS OF FAMILY						
NAME		RELATIONSHIP	AGE	BIRTHPLACE		
1 Lattie P		W	19			

FORM 10-636
1910 CENSUS INDEX - FAMILY

U. S. DEPARTMENT OF COMMERCE
BUREAU OF THE CENSUS

TEXAS

HEAD OF FAMILY			E.D.	SHEET
<i>1341</i>			<i>126</i>	<i>1877</i>
COLOR	AGE	BIRTHPLACE	VOL.	
<i>White</i>	<i>60</i>		<i>138</i>	
COUNTY		CITY		
<i>Trinity</i>				
OTHER MEMBERS OF FAMILY:				
NAME		RELATIONSHIP	AGE	BIRTHPLACE
<i>Marjaret</i>		<i>Da</i>	<i>36</i>	
<i>John</i>		<i>Bo</i>	<i>17</i>	
<i>Lucy</i>		<i>Bo</i>	<i>15</i>	

FORM NO 030

1910 CENSUS INDEX - FAMILY

U S DEPARTMENT OF COMMERCE
BUREAU OF THE CENSUS

TEXAS

-W 314		NAME OF INDIVIDUAL Whitfield Ernest W		E.O.	SHEET
COLOR - W	AGE 28	BIRTHPLACE Tex		78	3
COUNTY			CITY	VOL.	13
- Boxer					
ENUMERATED WITH <i>Charles Boxer</i>					
RELATIONSHIP TO ABOVE					
<input type="checkbox"/> SON	<input type="checkbox"/> NEPHEW	<input type="checkbox"/> STEPSON			
<input type="checkbox"/> DAUGHTER	<input type="checkbox"/> NIECE	<input type="checkbox"/> STEPDAUGHTER			
<input type="checkbox"/> BROTHER	<input type="checkbox"/> FATHER-IN-LAW	<input type="checkbox"/> COUSIN			
<input type="checkbox"/> SISTER	<input type="checkbox"/> MOTHER-IN-LAW	<input type="checkbox"/> WIFE'S MAN			
<input type="checkbox"/> FATHER	<input type="checkbox"/> SON-IN-LAW	<input type="checkbox"/> ROOMER			
<input type="checkbox"/> MOTHER	<input type="checkbox"/> DAUGHTER-IN-LAW	<input type="checkbox"/> SERVANT			
<input type="checkbox"/> GRANDSON	<input type="checkbox"/> BROTHER-IN-LAW	<input type="checkbox"/> OTHER (Specify)			
<input type="checkbox"/> GRANDDAUGHTER	<input type="checkbox"/> SISTER-IN-LAW				
<input type="checkbox"/> GRANDCHILD	<input type="checkbox"/> ORPHAN				

FORM 10-637
1910 CENSUS INDEX - INDIVIDUAL

U S DEPARTMENT OF COMMERCE
BUREAU OF THE CENSUS

TEXAS

W 314	NAME OF INDIVIDUAL <i>Whitfield, Ernest</i>		E.D. <i>2</i>	SHEET <i>3</i>
COLOR <i>B</i>	AGE <i>10</i>	BIRTHPLACE	VOL. <i>15</i>	
COUNTY		<i>Bowie</i>	CITY	
ENUMERATED WITH <i>Brown, Henry</i>				
RELATIONSHIP TO ABOVE				
<input type="checkbox"/> SON <input type="checkbox"/> DAUGHTER <input type="checkbox"/> BROTHER <input type="checkbox"/> SISTER <input type="checkbox"/> FATHER <input type="checkbox"/> MOTHER <input type="checkbox"/> GRANDSON <input type="checkbox"/> GRANDDAUGHTER <input type="checkbox"/> GRANDCHILD	<input type="checkbox"/> NEPHEW <input type="checkbox"/> NIECE <input type="checkbox"/> FATHER-IN-LAW <input type="checkbox"/> MOTHER-IN-LAW <input type="checkbox"/> SON-IN-LAW <input type="checkbox"/> DAUGHTER-IN-LAW <input type="checkbox"/> BROTHER-IN-LAW <input type="checkbox"/> SISTER-IN-LAW <input checked="" type="checkbox"/> ORPHAN	<input checked="" type="checkbox"/> STEPSON <input type="checkbox"/> STEPDAUGHTER <input type="checkbox"/> COUSIN <input type="checkbox"/> HIRED MAN <input type="checkbox"/> ROOMER <input type="checkbox"/> SERVANT <input type="checkbox"/> OTHER (Specify)		

FORM 10-637
1910 CENSUS INDEX **INDIVIDUAL**

U.S. DEPARTMENT OF COMMERCE
BUREAU OF THE CENSUS

TEXAS

W. 314	NAME OF INDIVIDUAL Wheatfall, Ernest		E.D. 142	SHEET 678
COLOR B	AGE 19	BIRTHPLACE	VOL. 130	
COUNTY Tarrant		CITY Worth		
ENUMERATED WITH Petty, Ella				
RELATIONSHIP TO ABOVE				
<input type="checkbox"/> SON	<input type="checkbox"/> NEPHEW	<input type="checkbox"/> STEPSON		
<input type="checkbox"/> DAUGHTER	<input type="checkbox"/> NIECE	<input type="checkbox"/> STEPDAUGHTER		
<input type="checkbox"/> BROTHER	<input type="checkbox"/> FATHER-IN-LAW	<input type="checkbox"/> COUSIN		
<input type="checkbox"/> SISTER	<input type="checkbox"/> MOTHER-IN-LAW	<input type="checkbox"/> HUSBAND		
<input type="checkbox"/> FATHER	<input type="checkbox"/> SON-IN-LAW	<input checked="" type="checkbox"/> ROOMER		
<input type="checkbox"/> MOTHER	<input type="checkbox"/> DAUGHTER-IN-LAW	<input type="checkbox"/> SERVANT		
<input type="checkbox"/> GRANDSON	<input type="checkbox"/> BROTHER-IN-LAW	<input type="checkbox"/> OTHER (Specify)		
<input type="checkbox"/> GRANDDAUGHTER	<input type="checkbox"/> SISTER-IN-LAW			
<input type="checkbox"/> GRANDCHILD	<input type="checkbox"/> ORPHAN			

FORM 10 637
1910 CENSUS INDEX - INDIVIDUAL

U S DEPARTMENT OF COMMERCE
BUREAU OF THE CENSUS

TEXAS

W314	HEAD OF FAMILY Whitfield Ernest		E.O. 719	SHEET 163
COLOR B	AGE 23	BIRTHPLACE V	VOL. 70	
COUNTY Harris		CITY		
OTHER MEMBERS OF FAMILY				
NAME		RELATIONSHIP	AGE	BIRTHPLACE
1 Ernest		W	20	

FORM 10-636
1910 CENSUS INDEX - FAMILY

U. S. DEPARTMENT OF COMMERCE
BUREAU OF THE CENSUS

TEXAS

W 314	NAME OF INDIVIDUAL Wheatfall Emmet		E.O. 35	SHEET 199
COLOR B	AGE 13	BIRTHPLACE	VOL. 58	
COUNTY Grimes		CITY		
ENUMERATED WITH Wheatfall Ida				
RELATIONSHIP TO ABOVE				
<input type="checkbox"/> SON	<input type="checkbox"/> NEPHEW	<input type="checkbox"/> STEPSON		
<input type="checkbox"/> DAUGHTER	<input type="checkbox"/> NIECE	<input type="checkbox"/> STEPDAUGHTER		
<input checked="" type="checkbox"/> BROTHER	<input type="checkbox"/> FATHER-IN-LAW	<input type="checkbox"/> COUSIN		
<input type="checkbox"/> SISTER	<input type="checkbox"/> MOTHER-IN-LAW	<input type="checkbox"/> HIRED MAN		
<input type="checkbox"/> FATHER	<input type="checkbox"/> SON-IN-LAW	<input type="checkbox"/> ROOMER		
<input type="checkbox"/> MOTHER	<input type="checkbox"/> DAUGHTER-IN-LAW	<input type="checkbox"/> SERVANT		
<input type="checkbox"/> GRANDSON	<input type="checkbox"/> BROTHER-IN-LAW	<input type="checkbox"/> OTHER (Specify)		
<input type="checkbox"/> GRANDDAUGHTER	<input type="checkbox"/> SISTER-IN-LAW			
<input type="checkbox"/> GRANDCHILD	<input type="checkbox"/> ORPHAN			

FORM 10-637
1910 CENSUS INDEX - INDIVIDUAL

U. S. DEPARTMENT OF COMMERCE
BUREAU OF THE CENSUS

TEXAS

W 314		HEAD OF FAMILY		Whitfield Emma		E.D.	SHEET
COLOR	12	AGE	33	BIRTHPLACE		VOL.	35
COUNTY	Dallas			CITY	Dallas		
OTHER MEMBERS OF FAMILY							
	NAME	RELATIONSHIP	AGE	BIRTHPLACE			
	Matthew	S	20				

FORM 10 636
1910 CENSUS INDEX - FAMILY

U. S. DEPARTMENT OF COMMERCE
BUREAU OF THE CENSUS

TEXAS

U314	NAME OF INDIVIDUAL <i>El Whitefield, Emogene</i>		E.D. <i>48</i>	SHEET <i>36</i>
COLOR <i>W</i>	AGE <i>47</i>	BIRTHPLACE <i>Miss</i>	VOL <i>92</i>	
COUNTY <i>Los</i>		CITY		
ENUMERATED WITH <i>Bentley Joe Ed</i>				
RELATIONSHIP TO ABOVE				
<input type="checkbox"/> SON	<input type="checkbox"/> NEPHEW	<input type="checkbox"/> STEPSON		
<input type="checkbox"/> DAUGHTER	<input type="checkbox"/> NIECE	<input type="checkbox"/> STEPDAUGHTER		
<input type="checkbox"/> BROTHER	<input type="checkbox"/> FATHER-IN-LAW	<input type="checkbox"/> COUSIN		
<input type="checkbox"/> SISTER	<input type="checkbox"/> MOTHER-IN-LAW	<input type="checkbox"/> HIRED MAN		
<input type="checkbox"/> FATHER	<input type="checkbox"/> SON-IN-LAW	<input type="checkbox"/> ROOMER		
<input type="checkbox"/> MOTHER	<input type="checkbox"/> DAUGHTER-IN-LAW	<input checked="" type="checkbox"/> SERVANT		
<input type="checkbox"/> GRANDSON	<input type="checkbox"/> BROTHER-IN-LAW	<input type="checkbox"/> OTHER (Specify)		
<input type="checkbox"/> GRANDDAUGHTER	<input type="checkbox"/> SISTER-IN-LAW			
<input type="checkbox"/> GRANDCHILD	<input type="checkbox"/> ORPHAN			

FORM 10-637
1910 CENSUS INDEX - INDIVIDUAL

U.S. DEPARTMENT OF COMMERCE
BUREAU OF THE CENSUS

TEXAS

W314	NAME OF INDIVIDUAL <i>Whitfield Emmet</i>		E.O. 77	SHEET 182
COLOR <i>B</i>	AGE <i>15</i>	BIRTHPLACE	VOL. <i>83</i>	
COUNTY <i>Jefferson</i>		CITY <i>Beaumont</i>		
ENUMERATED WITH <i>Whitfield Cassie</i>				
RELATIONSHIP TO ABOVE				
<input type="checkbox"/> SON	<input type="checkbox"/> NEPHEW	<input type="checkbox"/> STEPSON		
<input type="checkbox"/> DAUGHTER	<input type="checkbox"/> NIECE	<input type="checkbox"/> STEPDAUGHTER		
<input checked="" type="checkbox"/> BROTHER	<input type="checkbox"/> FATHER-IN-LAW	<input type="checkbox"/> COUSIN		
<input type="checkbox"/> SISTER	<input type="checkbox"/> MOTHER-IN-LAW	<input type="checkbox"/> HIRED MAN		
<input type="checkbox"/> FATHER	<input type="checkbox"/> SON-IN-LAW	<input type="checkbox"/> ROOMER		
<input type="checkbox"/> MOTHER	<input type="checkbox"/> DAUGHTER-IN-LAW	<input type="checkbox"/> SERVANT		
<input type="checkbox"/> GRANDSON	<input type="checkbox"/> BROTHER-IN-LAW	<input type="checkbox"/> OTHER (Specify)		
<input type="checkbox"/> GRANDDAUGHTER	<input type="checkbox"/> SISTER-IN-LAW			
<input type="checkbox"/> GRANDCHILD	<input type="checkbox"/> ORPHAN			

FORM 10-637
1910 CENSUS INDEX - INDIVIDUAL

U. S. DEPARTMENT OF COMMERCE
BUREAU OF THE CENSUS

TEXAS

W 314	NAME OF INDIVIDUAL W. Pittfield Ellen M		S.D. 86	SHEET 269
COLOR W	AGE 20	BIRTHPLACE	VOL. 97	
COUNTY McLennan	CITY Waco			
ENUMERATED WITH Phillips		Lizzie		
RELATIONSHIP TO ABOVE				
<input type="checkbox"/> SON <input checked="" type="checkbox"/> DAUGHTER <input type="checkbox"/> BROTHER <input type="checkbox"/> SISTER <input type="checkbox"/> FATHER <input type="checkbox"/> MOTHER <input type="checkbox"/> GRANDSON <input type="checkbox"/> GRANDDAUGHTER <input type="checkbox"/> GRANDCHILD		<input type="checkbox"/> NEPHEW <input type="checkbox"/> NIECE <input type="checkbox"/> FATHER-IN-LAW <input type="checkbox"/> MOTHER-IN-LAW <input type="checkbox"/> SON-IN-LAW <input type="checkbox"/> DAUGHTER-IN-LAW <input type="checkbox"/> BROTHER-IN-LAW <input type="checkbox"/> SISTER-IN-LAW <input type="checkbox"/> ORPHAN		<input type="checkbox"/> STEPSON <input type="checkbox"/> STEPDAUGHTER <input type="checkbox"/> COUSIN <input type="checkbox"/> HIRED MAN <input type="checkbox"/> ROOMER <input type="checkbox"/> SERVANT <input type="checkbox"/> OTHER (Specify)

FORM 10-637
 1910 CENSUS INDEX - INDIVIDUAL

U. S. DEPARTMENT OF COMMERCE
 BUREAU OF THE CENSUS

TEXAS

11314	HEAD OF FAMILY <i>Whitefield Ella</i>		E.D. 49	SHEET 244
COLOR W	AGE 58	BIRTHPLACE	VOL. 49	
COUNTY	Falls	CITY		
OTHER MEMBERS OF FAMILY				
NAME		RELATIONSHIP	AGE	BIRTHPLACE
<i>Young Leon</i>				

FORM 10 630
1910 CENSUS INDEX - FAMILYU S DEPARTMENT OF COMMERCE
BUREAU OF THE CENSUS

TEXAS

NAME OF INDIVIDUAL 21 3/4 Whitefield Mrs. Ella		E.O. 282	SHEET 131
SEX W	AGE 31	BIRTH PLACE Mex	VOL. 1.32
COUNTY Tom Green		CITY San Angelo	
ENUMERATED WITH John			
(1) RELATIONSHIP TO ABOVE			
<input type="checkbox"/> SON	<input type="checkbox"/> NEPHEW	<input type="checkbox"/> SIBLING	
<input type="checkbox"/> DAUGHTER	<input type="checkbox"/> NIECE	<input type="checkbox"/> STEPHENSON	
<input type="checkbox"/> BROTHER	<input type="checkbox"/> FATHER-IN-LAW	<input type="checkbox"/> COUSIN	
<input type="checkbox"/> SISTER	<input type="checkbox"/> MOTHER-IN-LAW	<input type="checkbox"/> HUSBAND	
<input type="checkbox"/> FATHER	<input type="checkbox"/> SON-IN-LAW	<input type="checkbox"/> ROOMER	
<input type="checkbox"/> MOTHER	<input type="checkbox"/> DAUGHTER-IN-LAW	<input type="checkbox"/> SERVANT	
<input type="checkbox"/> GRANDSON	<input type="checkbox"/> BROTHER-IN-LAW	<input type="checkbox"/> OTHER (Specify)	
<input type="checkbox"/> GRANDDAUGHTER	<input checked="" type="checkbox"/> SISTER-IN-LAW		
<input type="checkbox"/> GRANDCHILD	<input type="checkbox"/> ORPHAN		

FORM BC-627 (5-5-87)
FORMERLY 10-887

1910 CENSUS INDEX - INDIVIDUAL

U.S. DEPARTMENT OF COMMERCE
BUREAU OF THE CENSUS

TEXAS

103	NAME OF INDIVIDUAL <i>Whitfield Ella</i>		E-D 36	SHEET 179
COLOR <i>B</i>	AGE 16	BIRTHPLACE	VOL. 70	
COUNTY <i>Harrison</i>		CITY		
ENUMERATED WITH <i>Boleware Morah</i>				
RELATIONSHIP TO ABOVE				
<input type="checkbox"/> SON -	<input type="checkbox"/> NEPHEW	<input type="checkbox"/> STEPSON		
<input type="checkbox"/> DAUGHTER	<input checked="" type="checkbox"/> NIECE	<input type="checkbox"/> STEPDAUGHTER		
<input type="checkbox"/> BROTHER	<input type="checkbox"/> FATHER-IN-LAW	<input type="checkbox"/> COUSIN		
<input type="checkbox"/> SISTER	<input type="checkbox"/> MOTHER-IN-LAW	<input type="checkbox"/> HIRED MAN		
<input type="checkbox"/> FATHER	<input type="checkbox"/> SON-IN-LAW	<input type="checkbox"/> ROOMER		
<input type="checkbox"/> MOTHER	<input type="checkbox"/> DAUGHTER-IN-LAW	<input type="checkbox"/> SERVANT		
<input type="checkbox"/> GRANDSON	<input type="checkbox"/> BROTHER-IN-LAW	<input type="checkbox"/> OTHER (Specify)		
<input type="checkbox"/> GRANDDAUGHTER	<input type="checkbox"/> SISTER-IN-LAW	_____		
<input type="checkbox"/> GRANDCHILD	<input type="checkbox"/> ORPHAN			

FORM 10 637
1910 CENSUS INDEX - INDIVIDUAL

U. S. DEPARTMENT OF COMMERCE
BUREAU OF THE CENSUS

TEXAS

6317		HEAD OF FAMILY		E.D.	SHEET
6		Whitfield, Ga		734	344
COLOR	AGE	BIRTHPLACE		VOL.	
6	42			93	
COUNTY			CITY		
Lavaca			Groesbeem		
OTHER MEMBERS OF FAMILY					
NAME		RELATION- SHIP	AGE	BIRTHPLACE	
Margaret		2	21		
Judy		12	16		
Grace		15	14		
Mary		5	10		

FORM 10-636

1910 CENSUS INDEX - FAMILY

U S DEPARTMENT OF COMMERCE
BUREAU OF THE CENSUS

TEXAS

10314	NAME OF INDIVIDUAL Whitefield Chain		E.D. 96	SHEET 98
COLOR c1	AGE 7	BIRTHPLACE	VOL. 52	
COUNTY		CITY		
ENUMERATED WITH Fishar		Whitefield John T		
RELATIONSHIP TO ABOVE				
<input type="checkbox"/> SON	<input type="checkbox"/> NEPHEW	<input checked="" type="checkbox"/> STEPSON		
<input type="checkbox"/> DAUGHTER	<input type="checkbox"/> NIECE	<input type="checkbox"/> STEPDAUGHTER		
<input type="checkbox"/> BROTHER	<input type="checkbox"/> FATHER-IN-LAW	<input type="checkbox"/> COUSIN		
<input type="checkbox"/> SISTER	<input type="checkbox"/> MOTHER-IN-LAW	<input type="checkbox"/> HIRED MAN		
<input type="checkbox"/> FATHER	<input type="checkbox"/> SON-IN-LAW	<input type="checkbox"/> ROOMER		
<input type="checkbox"/> MOTHER	<input type="checkbox"/> DAUGHTER-IN-LAW	<input type="checkbox"/> SERVANT		
<input type="checkbox"/> GRANDSON	<input type="checkbox"/> BROTHER-IN-LAW	<input type="checkbox"/> OTHER (Specify)		
<input type="checkbox"/> GRANDDAUGHTER	<input type="checkbox"/> SISTER-IN-LAW			
<input type="checkbox"/> GRANDCHILD	<input type="checkbox"/> ORPHAN			

FORM 10-637

1910 CENSUS INDEX - INDIVIDUAL

U. S. DEPARTMENT OF COMMERCE
BUREAU OF THE CENSUS

TEXAS

W 314		NAME OF INDIVIDUAL Whitfield Elijan S		E.D. 93	SHEET 57
COLOR B	AGE 35	BIRTHPLACE		VOL. 146	
COUNTY			CITY		
ENUMERATED WITH		Washington			
RELATIONSHIP TO ABOVE		Whitfield Paul			
<input type="checkbox"/> SON	<input type="checkbox"/> NEPHEW	<input type="checkbox"/> STEPSON			
<input type="checkbox"/> DAUGHTER	<input type="checkbox"/> NIECE	<input type="checkbox"/> STEPDAUGHTER			
<input type="checkbox"/> BROTHER	<input type="checkbox"/> FATHER-IN-LAW	<input type="checkbox"/> COUSIN			
<input checked="" type="checkbox"/> SISTER	<input type="checkbox"/> MOTHER-IN-LAW	<input type="checkbox"/> HIRED MAN			
<input type="checkbox"/> FATHER	<input type="checkbox"/> SON-IN-LAW	<input type="checkbox"/> ROOMER			
<input type="checkbox"/> MOTHER	<input type="checkbox"/> DAUGHTER-IN-LAW	<input type="checkbox"/> SERVANT			
<input type="checkbox"/> GRANDSON	<input type="checkbox"/> BROTHER-IN-LAW	<input type="checkbox"/> OTHER (Specify)			
<input type="checkbox"/> GRANDDAUGHTER	<input type="checkbox"/> SISTER-IN-LAW				
<input type="checkbox"/> GRANDCHILD	<input type="checkbox"/> ORPHAN				

FORM BC-627 (5-9-67)
FORMERLY 10-637

1910 CENSUS INDEX - INDIVIDUAL

U. S. DEPARTMENT OF COMMERCE
BUREAU OF THE CENSUS

TEXAS

W314	NAME OF INDIVIDUAL Whitefield Eliza		E.C. 111	SHEET 185
COLOR W	AGE 62	BIRTHPLACE	VOL. 46	
COUNTY Ellis		CITY		
ENUMERATED WITH Whitefield G. H.				
RELATIONSHIP TO ABOVE				
<input type="checkbox"/> SON	<input type="checkbox"/> NEPHEW	<input type="checkbox"/> STEPSON		
<input type="checkbox"/> DAUGHTER	<input type="checkbox"/> NIECE	<input type="checkbox"/> STEPDAUGHTER		
<input type="checkbox"/> BROTHER	<input type="checkbox"/> FATHER-IN-LAW	<input type="checkbox"/> COUSIN		
<input type="checkbox"/> SISTER	<input type="checkbox"/> MOTHER-IN-LAW	<input type="checkbox"/> HIRED MAN		
<input type="checkbox"/> FATHER	<input type="checkbox"/> SON-IN-LAW	<input type="checkbox"/> ROOMER		
<input type="checkbox"/> MOTHER	<input type="checkbox"/> DAUGHTER-IN-LAW	<input type="checkbox"/> SERVANT		
<input type="checkbox"/> GRANDSON	<input type="checkbox"/> BROTHER-IN-LAW	<input type="checkbox"/> OTHER (Specify)		
<input type="checkbox"/> GRANDDAUGHTER	<input type="checkbox"/> SISTER-IN-LAW			
<input type="checkbox"/> GRANDCHILD	<input type="checkbox"/> ORPHAN			

FORM 10 637
1970 CENSUS INDEX - INDIVIDUAL

U. S. DEPARTMENT OF COMMERCE
BUREAU OF THE CENSUS

TEXAS

10314	NAME OF INDIVIDUAL Whitefield, Elizabeth		E.D. 7	SHEET 17
COLOR B	AGE 14	BIRTHPLACE	VOL. 16	
COUNTY Brazoria	CITY			
ENUMERATED WITH Cole, Lucy				
RELATIONSHIP TO ABOVE				
<input type="checkbox"/> SON	<input type="checkbox"/> NEPHEW	<input type="checkbox"/> STEPSON		
<input type="checkbox"/> DAUGHTER	<input type="checkbox"/> NIECE	<input type="checkbox"/> STEPDAUGHTER		
<input type="checkbox"/> BROTHER	<input type="checkbox"/> FATHER-IN-LAW	<input type="checkbox"/> COUSIN		
<input type="checkbox"/> SISTER	<input type="checkbox"/> MOTHER-IN-LAW	<input type="checkbox"/> HIRED MAN		
<input type="checkbox"/> FATHER	<input type="checkbox"/> SON-IN-LAW	<input type="checkbox"/> ROOMER		
<input type="checkbox"/> MOTHER	<input type="checkbox"/> DAUGHTER-IN-LAW	<input type="checkbox"/> SERVANT		
<input type="checkbox"/> GRANDSON	<input type="checkbox"/> BROTHER-IN-LAW	<input type="checkbox"/> OTHER (Specify)		
<input checked="" type="checkbox"/> GRANDDAUGHTER	<input type="checkbox"/> SISTER-IN-LAW			
<input type="checkbox"/> GRANDCHILD	<input type="checkbox"/> ORPHAN			

FORM 10 637
1910 CENSUS INDEX - INDIVIDUAL

U S DEPARTMENT OF COMMERCE
BUREAU OF THE CENSUS

TEXAS

No 314		HEAD OF FAMILY <i>Whitfield Elisbeth</i>		E.D. 1	SHEET 12
COLOR <i>W</i>	AGE <i>53</i>	BIRTHPLACE		VOL. <i>3</i>	
COUNTY <i>Austin</i>		CITY			
OTHER MEMBERS OF FAMILY					
NAME		RELATIONSHIP	AGE	BIRTHPLACE	
<i>Brandon</i>		<i>S</i>	<i>22</i>		
<i>Julia</i>		<i>D</i>	<i>21</i>		
<i>Harry</i>		<i>S</i>	<i>18</i>		
<i>Leigle</i>		<i>D</i>	<i>12</i>		

FORM 10 636
1910 CENSUS INDEX - FAMILY

U S DEPARTMENT OF COMMERCE
BUREAU OF THE CENSUS

TEXAS

W 3/4	HEAD OF FAMILY		W Whitfield Elijah	E.P.	SHEET
COLOR	B	AGE	35	BIRTHPLACE	Mo
COUNTY	Grimes		CITY	VOL.	58
OTHER MEMBERS OF FAMILY					
NAME		RELATIONSHIP	AGE	BIRTHPLACE	
Margaret		W	33		
Bob William		SS	17		
Helen		SD	16		
Tison Martha		SD	12		

FORM 10-636
1910 CENSUS INDEX - FAMILY

U.S. DEPARTMENT OF COMMERCE
BUREAU OF THE CENSUS

TEXAS

4314		NAME OF INDIVIDUAL Whitfield Elliot		E.D. 29	SHEET 19
COLOR W	AGE 17	BIRTHPLACE		VOL. 130	
COUNTY			CITY		
ENUMERATED WITH Concho Hartgrove, Vera M					
RELATIONSHIP TO ABOVE					
<input type="checkbox"/> SON	<input type="checkbox"/> NEPHEW	<input type="checkbox"/> STEPSON			
<input type="checkbox"/> DAUGHTER	<input type="checkbox"/> NIECE	<input type="checkbox"/> STEPDAUGHTER			
<input type="checkbox"/> BROTHER	<input type="checkbox"/> FATHER-IN-LAW	<input type="checkbox"/> COUSIN			
<input type="checkbox"/> SISTER	<input type="checkbox"/> MOTHER-IN-LAW	<input type="checkbox"/> HIRED MAN			
<input type="checkbox"/> FATHER	<input type="checkbox"/> SON-IN-LAW	<input type="checkbox"/> ROOMER			
<input type="checkbox"/> MOTHER	<input type="checkbox"/> DAUGHTER-IN-LAW	<input type="checkbox"/> SERVANT			
<input type="checkbox"/> GRANDSON	<input type="checkbox"/> BROTHER-IN-LAW	<input type="checkbox"/> OTHER (Specify)			
<input type="checkbox"/> GRANDDAUGHTER	<input type="checkbox"/> SISTER-IN-LAW				
<input type="checkbox"/> GRANDCHILD	<input type="checkbox"/> ORPHAN				

FORM 10 6-37

1910 CENSUS INDEX - INDIVIDUAL

U S DEPARTMENT OF COMMERCE
BUREAU OF THE CENSUS

TEXAS

W314		NAME OF INDIVIDUAL Whittfield Effie		E.D. 161	SHEET 13
COLOR W	AGE 18	BIRTHPLACE		VOL. 7.5	
COUNTY Hill		CITY			
ENUMERATED WITH Whittfield Albert					
RELATIONSHIP TO ABOVE					
<input type="checkbox"/> SON	<input type="checkbox"/> NEPHEW	<input type="checkbox"/> STEPSON			
<input type="checkbox"/> DAUGHTER	<input type="checkbox"/> NIECE	<input type="checkbox"/> STEPDAUGHTER			
<input type="checkbox"/> BROTHER	<input type="checkbox"/> FATHER-IN-LAW	<input type="checkbox"/> COUSIN			
<input checked="" type="checkbox"/> SISTER	<input type="checkbox"/> MOTHER-IN-LAW	<input type="checkbox"/> HIRED MAN			
<input type="checkbox"/> FATHER	<input type="checkbox"/> SON-IN-LAW	<input type="checkbox"/> ROOMER			
<input type="checkbox"/> MOTHER	<input type="checkbox"/> DAUGHTER-IN-LAW	<input type="checkbox"/> SERVANT			
<input type="checkbox"/> GRANDSON	<input type="checkbox"/> BROTHER-IN-LAW	<input type="checkbox"/> OTHER (Specify)			
<input type="checkbox"/> GRANDDAUGHTER	<input type="checkbox"/> SISTER-IN-LAW				
<input type="checkbox"/> GRANDCHILD	<input type="checkbox"/> ORPHAN				

FORM 10 637
1910 CENSUS INDEX - INDIVIDUAL

U. S. DEPARTMENT OF COMMERCE
BUREAU OF THE CENSUS

TEXAS

10314		HEAD OF FAMILY		Edward W.	E.D.	SHEET
COLOR	W	AGE	40	BIRTHPLACE	OK	VOL.
					132	
COUNTY	Swisher			CITY		
OTHER MEMBERS OF FAMILY						
	NAME	RELATIONSHIP	AGE	BIRTHPLACE		
	Carrie I	W	23	Miss		
	White, Sam A	W	55	/		
	Lizzie E	SIL	31	/		
	50					

FORM 10 636
1910 CENSUS INDEX - FAMILY

U. S. DEPARTMENT OF COMMERCE
BUREAU OF THE CENSUS

TEXAS

10000		HEAD OF FAMILY		E. D.	SHEET
10000		Wentfield Edmund F		28	74
COLOR	AGE	BIRTHPLACE		VOL.	
	26				5X
COUNTY	Grimes			CITY	
OTHER MEMBERS OF FAMILY					
NAME		RELATIONSHIP	AGE	BIRTHPLACE	
J. J. J. J.		6	24		

FORM 10,638
1910 CENSUS INDEX - FAMILY

U. S. DEPARTMENT OF COMMERCE
BUREAU OF THE CENSUS

TEXAS

0314		NAME OF INDIVIDUAL		E.D.	SHEET
6'		AGE	BIRTHPLACE	43	377
COLOR				VOL.	55
COUNTY		Galveston	CITY		
ENUMERATED WITH	Rosa, Louisa J.				
RELATIONSHIP TO ABOVE	<input type="checkbox"/> SON <input type="checkbox"/> DAUGHTER <input type="checkbox"/> BROTHER <input type="checkbox"/> SISTER <input type="checkbox"/> FATHER <input type="checkbox"/> MOTHER <input type="checkbox"/> GRANDSON <input type="checkbox"/> GRANDDAUGHTER <input type="checkbox"/> GRANDCHILD <input type="checkbox"/> NEPHEW <input type="checkbox"/> NIECE <input type="checkbox"/> FATHER-IN-LAW <input type="checkbox"/> MOTHER-IN-LAW <input type="checkbox"/> SON-IN-LAW <input type="checkbox"/> DAUGHTER-IN-LAW <input type="checkbox"/> BROTHER-IN-LAW <input type="checkbox"/> SISTER-IN-LAW <input type="checkbox"/> ORPHAN <input type="checkbox"/> STEPSON <input type="checkbox"/> STEPDAUGHTER <input type="checkbox"/> COUSIN <input type="checkbox"/> WIFE <input checked="" type="checkbox"/> ROOMER <input type="checkbox"/> SERVANT <input type="checkbox"/> OTHER (Specify)				

FORM 10 637

1910 CENSUS INDEX - INDIVIDUAL

U. S. DEPARTMENT OF COMMERCE
BUREAU OF THE CENSUS

TEXAS

41314	HEAD OF FAMILY Wheatfall Edward		E.D. 36	MENT 82
COLOR B	AGE 50	BIRTHPLACE		VOL. 58
COUNTY Grimes		CITY		
OTHER MEMBERS OF FAMILY				
NAME		RELATION- SHIP	AGE	BIRTHPLACE
Earl		S	20	
Earnest		S	21	
Lucila		S	18	

FORM 10 938
1910 CENSUS INDEX - FAMILY

U S DEPARTMENT OF COMMERCE
BUREAU OF THE CENSUS

TEXAS

HEAD OF FAMILY		AGE		BIRTHPLACE		S.D.	SHEET
11/11/11		33		Knox		33	14
COLOR	AGE	BIRTHPLACE		CITY		VOL.	
				Knox		87	
OTHER MEMBERS OF FAMILY							
NAME		RELATIONSHIP	AGE	BIRTHPLACE			
Wife		W	30				
Child		D	6				
Child		S	3				
Child		S	1 1/2				
E. L. Scott		no report	25				
Joe W		no report	25				

FORM 10-636

1910 CENSUS INDEX - FAMILY

U.S. DEPARTMENT OF COMMERCE
BUREAU OF THE CENSUS

TEXAS

W 310		NAME OF INDIVIDUAL Walter Edgar		E.D.	SHEET
COLOR	W	AGE	20	66	420
COUNTY		Hopkins		VOL.	77
CITY					
ENUMERATED WITH E. Edgar					
RELATIONSHIP TO ABOVE					
<input type="checkbox"/> SON	<input type="checkbox"/> Nephew	<input type="checkbox"/> STEPSON			
<input type="checkbox"/> DAUGHTER	<input type="checkbox"/> Niece	<input type="checkbox"/> STEPDAUGHTER			
<input type="checkbox"/> BROTHER	<input type="checkbox"/> FATHER IN LAW	<input type="checkbox"/> COUSIN			
<input type="checkbox"/> SISTER	<input type="checkbox"/> MOTHER IN LAW	<input type="checkbox"/> UNCLE			
<input type="checkbox"/> FATHER	<input type="checkbox"/> SON IN LAW	<input type="checkbox"/> NEPHEW			
<input type="checkbox"/> MOTHER	<input type="checkbox"/> DAUGHTER IN LAW	<input type="checkbox"/> SERVANT			
<input type="checkbox"/> GRANDSON	<input type="checkbox"/> GRANDFATHER IN LAW	<input type="checkbox"/> OTHER (Specify)			
<input type="checkbox"/> GRANDDAUGHTER	<input type="checkbox"/> SISTER IN LAW				
<input type="checkbox"/> GRANDCHILD	<input type="checkbox"/> WIFE				

 FINAL INDEX
 1910 CENSUS INDEX - INDIVIDUAL

 U. S. DEPARTMENT OF COMMERCE
 BUREAU OF THE CENSUS

TEXAS

W314.		NAME OF INDIVIDUAL Whitfield, Eddie		E.D. 110	SHEET 3
COLOR B	AGE 5	BIRTH PLACE V		VOL. 146	
COUNTY		CITY Washington			
ENUMERATED WITH		Thomas, William			
RELATIONSHIP TO ABOVE					
<input type="checkbox"/> SON	<input checked="" type="checkbox"/> NEPHEW	<input type="checkbox"/> STEPSON			
<input type="checkbox"/> GRANDSON	<input type="checkbox"/> NIECE	<input type="checkbox"/> STEPDAUGHTER			
<input type="checkbox"/> BROTHER	<input type="checkbox"/> FATHER-IN-LAW	<input type="checkbox"/> COUSIN			
<input type="checkbox"/> BIRTH	<input type="checkbox"/> MOTHER-IN-LAW	<input type="checkbox"/> HUSBAND			
<input type="checkbox"/> FATHER	<input type="checkbox"/> SISTER-IN-LAW	<input type="checkbox"/> ROOMER			
<input type="checkbox"/> MOTHER	<input type="checkbox"/> DAUGHTER-IN-LAW	<input type="checkbox"/> SERVANT			
<input type="checkbox"/> GRANDSON	<input type="checkbox"/> BROTHER-IN-LAW	<input type="checkbox"/> OTHER (Specify)			
<input type="checkbox"/> GRANDDAUGHTER	<input type="checkbox"/> SISTER-IN-LAW				
<input type="checkbox"/> GRANDCHILD	<input type="checkbox"/> UNCLE				

FORM BC-627 (4-6-07)
 PREVIOUS EDITIONS

1910 CENSUS INDEX - INDIVIDUAL

U.S. DEPARTMENT OF COMMERCE
 BUREAU OF THE CENSUS

TEXAS

W 314		NAME OF INDIVIDUAL Whitefield, Ed		E.D. 72	SHEET 53
COLOR B	AGE 110	BIRTHPLACE Va.	VOL 703		
COUNTY Milam		CITY .			
ENUMERATED WITH Lee, Lennard L					
RELATIONSHIP TO ABOVE					
<input type="checkbox"/> SON	<input type="checkbox"/> NEPHEW	<input type="checkbox"/> STEPSON			
<input type="checkbox"/> DAUGHTER	<input type="checkbox"/> NIECE	<input type="checkbox"/> STEPDAUGHTER			
<input type="checkbox"/> BROTHER	<input type="checkbox"/> FATHER-IN-LAW	<input type="checkbox"/> COUSIN			
<input type="checkbox"/> SISTER	<input type="checkbox"/> MOTHER-IN-LAW	<input type="checkbox"/> HIRED MAN			
<input type="checkbox"/> FATHER	<input type="checkbox"/> SON-IN-LAW	<input type="checkbox"/> ROOMER			
<input type="checkbox"/> MOTHER	<input type="checkbox"/> DAUGHTER-IN-LAW	<input checked="" type="checkbox"/> SERVANT			
<input type="checkbox"/> GRANDSON	<input type="checkbox"/> BROTHER-IN-LAW	<input type="checkbox"/> OTHER (Specify)			
<input type="checkbox"/> GRANDDAUGHTER	<input type="checkbox"/> SISTER-IN-LAW				
<input type="checkbox"/> GRANDCHILD	<input type="checkbox"/> ORPHAN				

FORM 10 637
1910 CENSUS INDEX - INDIVIDUAL

U.S. DEPARTMENT OF COMMERCE
BUREAU OF THE CENSUS

TEXAS

W 314	HEAD OF FAMILY Wheatfall Ed		E.D. 35	SHEET 19
COLOR B	AGE 31	BIRTHPLACE	VOL. 57	
COUNTY	Grimes		CITY	
OTHER MEMBERS OF FAMILY				
NAME		RELATIONSHIP	AGE	BIRTHPLACE
Hellen		W	23	
Ellie		D	19	
Jessie		S	8	
Marney		S	6	

FORM 10-636
1910 CENSUS INDEX - FAMILY

U.S. DEPARTMENT OF COMMERCE
BUREAU OF THE CENSUS

TEXAS

W314		HEAD OF FAMILY		E.D.	SHEET
COLOR		AGE	BIRTHPLACE	92	5000
COUNTY		CITY		VOL.	109
Polk					
OTHER MEMBERS OF FAMILY					
NAME		RELATIONSHIP	AGE	BIRTHPLACE	
Ella		w.	23		
Lloyd		s.	5		
Lena		s.	4		
Mabel		s.	2		

FORM 10 636
1910 CENSUS INDEX - FAMILY

U.S. DEPARTMENT OF COMMERCE
BUREAU OF THE CENSUS

TEXAS

W 394	NAME OF INDIVIDUAL <i>W. L. H. Field, Earl</i>		E.D. 40	SHEET 296
COLOR <i>B</i>	AGE <i>20</i>	BIRTHPLACE	VOL. 95	
COUNTY Limestone		CITY		
ENUMERATED WITH <i>Rhodes, Nancy</i>				
RELATIONSHIP TO ABOVE				
<input type="checkbox"/> SON	<input type="checkbox"/> NEPHEW	<input type="checkbox"/> STEPSON		
<input type="checkbox"/> DAUGHTER	<input type="checkbox"/> NIECE	<input type="checkbox"/> STEPDAUGHTER		
<input type="checkbox"/> BROTHER	<input type="checkbox"/> FATHER-IN-LAW	<input type="checkbox"/> COUSIN		
<input type="checkbox"/> SISTER	<input type="checkbox"/> MOTHER-IN-LAW	<input checked="" type="checkbox"/> HIRED MAN		
<input type="checkbox"/> FATHER	<input type="checkbox"/> SON-IN-LAW	<input type="checkbox"/> ROOMER		
<input type="checkbox"/> MOTHER	<input type="checkbox"/> DAUGHTER-IN-LAW	<input type="checkbox"/> SERVANT		
<input type="checkbox"/> GRANDSON	<input type="checkbox"/> BROTHER-IN-LAW	<input type="checkbox"/> OTHER (Specify)		
<input type="checkbox"/> GRANDDAUGHTER	<input type="checkbox"/> SISTER-IN-LAW			
<input type="checkbox"/> GRANDCHILD	<input type="checkbox"/> ORPHAN			

FORM 10-637
1910 CENSUS INDEX - INDIVIDUAL

U. S. DEPARTMENT OF COMMERCE
BUREAU OF THE CENSUS

TEXAS

W314		NAME OF INDIVIDUAL <i>W. Whitefield E. W.</i>		E.D. <i>112</i>	SHEET <i>103</i>
COLOR <i>W</i>	AGE <i>14</i>	BIRTHPLACE <i>T.</i>		VOL. <i>46</i>	
COUNTY <i>Ellis</i>			CITY		
ENUMERATED WITH <i>W. Whitefield, W. B.</i>					
RELATIONSHIP TO ABOVE					
<input type="checkbox"/> SON	<input checked="" type="checkbox"/> NEPHEW	<input type="checkbox"/> STEPSON			
<input type="checkbox"/> DAUGHTER	<input type="checkbox"/> NIECE	<input type="checkbox"/> STEPDAUGHTER			
<input type="checkbox"/> BROTHER	<input type="checkbox"/> FATHER-IN-LAW	<input type="checkbox"/> COUSIN			
<input type="checkbox"/> SISTER	<input type="checkbox"/> MOTHER-IN-LAW	<input type="checkbox"/> HIRED MAN			
<input type="checkbox"/> FATHER	<input type="checkbox"/> SON-IN-LAW	<input type="checkbox"/> ROOMER			
<input type="checkbox"/> MOTHER	<input type="checkbox"/> DAUGHTER-IN-LAW	<input type="checkbox"/> SERVANT			
<input type="checkbox"/> GRANDSON	<input type="checkbox"/> BROTHER-IN-LAW	<input type="checkbox"/> OTHER (Specify)			
<input type="checkbox"/> GRANDDAUGHTER	<input type="checkbox"/> SISTER-IN-LAW				
<input type="checkbox"/> GRANDCHILD	<input type="checkbox"/> ORPHAN				

FORM 10-637
1910 CENSUS INDEX - INDIVIDUAL

U. S. DEPARTMENT OF COMMERCE
BUREAU OF THE CENSUS

TEXAS

11314	HEAD OF FAMILY Richard E. S.		E.D. 22	SHEET 322
COLOR W	AGE 40	BIRTHPLACE Wia	VOL. 48	
COUNTY Erath	CITY			
OTHER MEMBERS OF FAMILY				
	NAME	RELATION- SHIP	AGE	BIRTHPLACE
	Tennessee	W	37	
	Ma M.	D	18	
	Rosa W.	D	16	
	Elmer E.	S	14	
	Jessie M.	D	8	
	Crita R.	D	4	
	Silvestra S.	S	2	

FORM 10 655

1910 CENSUS INDEX - FAMILY

U.S. DEPARTMENT OF COMMERCE
BUREAU OF THE CENSUS

TEXAS

W-314	NAME OF INDIVIDUAL <i>Whitfield E. D.</i>		41	SHEET 349
COLOR <i>B</i>	AGE <i>33</i>	BIRTHPLACE	Vol. <i>35</i>	
COUNTY <i>Dallas</i>	CITY <i>Dallas</i>			
ENUMERATED WITH <i>King Rachel</i>				
RELATIONSHIP TO ABOVE				
<input type="checkbox"/> SON	<input type="checkbox"/> NEPHEW	<input type="checkbox"/> STEPSON		
<input type="checkbox"/> DAUGHTER	<input type="checkbox"/> NIECE	<input type="checkbox"/> STEPDAUGHTER		
<input type="checkbox"/> BROTHER	<input type="checkbox"/> FATHER-IN-LAW	<input type="checkbox"/> COUSIN		
<input type="checkbox"/> SISTER	<input type="checkbox"/> MOTHER-IN-LAW	<input type="checkbox"/> HIRED MAN		
<input type="checkbox"/> FATHER	<input type="checkbox"/> SON-IN-LAW	<input type="checkbox"/> ROOMER		
<input type="checkbox"/> MOTHER	<input type="checkbox"/> DAUGHTER-IN-LAW	<input type="checkbox"/> SERVANT		
<input type="checkbox"/> GRANDSON	<input checked="" type="checkbox"/> BROTHER-IN-LAW	<input type="checkbox"/> OTHER (Specify)		
<input type="checkbox"/> GRANDDAUGHTER	<input type="checkbox"/> SISTER-IN-LAW			
<input type="checkbox"/> GRANDCHILD	<input type="checkbox"/> ORPHAN			

FORM 10-637
1910 CENSUS INDEX - INDIVIDUAL

U. S. DEPARTMENT OF COMMERCE
BUREAU OF THE CENSUS

TEXAS

10174		NAME OF INDIVIDUAL Whitfield Anthony		E.D. 68	SHEET 115
COLOR W	AGE 19	BIRTHPLACE Ira, Tex		VOL. 137	
COUNTY		CITY			
		Ira, Tex		Austin	
ENUMERATED WITH John Pearl					
RELATIONSHIP TO ABOVE					
<input type="checkbox"/> SON	<input type="checkbox"/> NEPHEW	<input type="checkbox"/> STEPSON			
<input type="checkbox"/> DAUGHTER	<input type="checkbox"/> NIECE	<input type="checkbox"/> STEPDAUGHTER			
<input type="checkbox"/> BROTHER	<input type="checkbox"/> FATHER-IN-LAW	<input type="checkbox"/> COUSIN			
<input type="checkbox"/> SISTER	<input type="checkbox"/> MOTHER-IN-LAW	<input type="checkbox"/> HIRED MAN			
<input type="checkbox"/> FATHER	<input type="checkbox"/> SON-IN-LAW	<input checked="" type="checkbox"/> ROOMER			
<input type="checkbox"/> MOTHER	<input type="checkbox"/> DAUGHTER-IN-LAW	<input type="checkbox"/> SERVANT			
<input type="checkbox"/> GRANDSON	<input type="checkbox"/> BROTHER-IN-LAW	<input type="checkbox"/> OTHER (Specify)			
<input type="checkbox"/> GRANDDAUGHTER	<input type="checkbox"/> SISTER-IN-LAW				
<input type="checkbox"/> GRANDCHILD	<input type="checkbox"/> ORPHAN				

FORM 10-637
1910 CENSUS INDEX - INDIVIDUAL

U. S. DEPARTMENT OF COMMERCE
BUREAU OF THE CENSUS.

TEXAS

10314		HEAD OF FAMILY		E.D.	SHEET
COLOR		AGE	BIRTHPLACE	VOL.	
Ma		55		22	3
COUNTY	Cass			CITY	
OTHER MEMBERS OF FAMILY					
NAME		RELATIONSHIP	AGE	BIRTHPLACE	
Herman		S	27		
Herman		S	14		
Herman		S	8		
Herman		S	6		

FORM 10-28
1910 CENSUS INDEX - FAMILY

U. S. DEPARTMENT OF COMMERCE
BUREAU OF THE CENSUS

TEXAS

10-214		HEAD OF FAMILY		E.D.	SHEET
		Whitfield Mack		25	69
COLOR	AGE	BIRTHPLACE		VOL.	
W	65	S.C.		58	
COUNTY			CITY		
Grimes					
OTHER MEMBERS OF FAMILY					
NAME		RELATIONSHIP	AGE	BIRTHPLACE	
Catherine		W	48		
Lillian		D	18		
Lillian B		D	14		
Dorothy		S	10		

FORM 10 636
1910 CENSUS INDEX - FAMILY

U. S. DEPARTMENT OF COMMERCE
BUREAU OF THE CENSUS

TEXAS

W314		HEAD OF FAMILY		E.D.		SHEET	
13		55		134		45	
COLOR		AGE		BIRTHPLACE		VOL.	
13		55		Texas		46	
COUNTY				CITY			
Ellis				→			
OTHER MEMBERS OF FAMILY							
NAME		RELATIONSHIP	AGE	BIRTHPLACE			
I. Wilson		Son	58	Texas			

FORM 10 636
 1910 CENSUS INDEX - FAMILY

U.S. DEPARTMENT OF COMMERCE
 BUREAU OF THE CENSUS

TEXAS

11511	HEAD OF FAMILY Whitfield Dick		E.D. 103	SHEET 7
COLOR B-	AGE 60	BIRTHPLACE	VOL. 6	
COUNTY Brazos	CITY			
OTHER MEMBERS OF FAMILY				
NAME	RELATIONSHIP	AGE	BIRTHPLACE	
1 Banana	W	50		
Ross Alfred	SN	17		
1 Kizzie	SN	15		
1 Millie	SN	13		

FORM 10-636
1910 CENSUS INDEX - FAMILY

U. S. DEPARTMENT OF COMMERCE
BUREAU OF THE CENSUS

TEXAS

W 314		NAME OF INDIVIDUAL Whitfield Dean		E.D. 142	SHEET 211
COLOR B	AGE 22	BIRTHPLACE		VOL. 101	
COUNTY Matagorda		CITY			
ENUMERATED WITH Thompson Ida					
RELATIONSHIP TO ABOVE					
<input type="checkbox"/> SON	<input type="checkbox"/> NEPHEW	<input type="checkbox"/> STEPSON			
<input type="checkbox"/> DAUGHTER	<input type="checkbox"/> NIECE	<input type="checkbox"/> STEPDAUGHTER			
<input type="checkbox"/> BROTHER	<input type="checkbox"/> FATHER-IN-LAW	<input type="checkbox"/> COUSIN			
<input type="checkbox"/> SISTER	<input type="checkbox"/> MOTHER-IN-LAW	<input type="checkbox"/> HIRED MAN			
<input type="checkbox"/> FATHER	<input type="checkbox"/> SON-IN-LAW	<input type="checkbox"/> ROOMER			
<input type="checkbox"/> MOTHER	<input type="checkbox"/> DAUGHTER-IN-LAW	<input type="checkbox"/> SERVANT			
<input checked="" type="checkbox"/> GRANDSON	<input type="checkbox"/> BROTHER-IN-LAW	<input type="checkbox"/> OTHER (Specify)			
<input type="checkbox"/> GRANDDAUGHTER	<input type="checkbox"/> SISTER-IN-LAW				
<input type="checkbox"/> GRANDCHILD	<input type="checkbox"/> ORPHAN				

FORM 10 637

1910 CENSUS INDEX - INDIVIDUAL

U. S. DEPARTMENT OF COMMERCE
BUREAU OF THE CENSUS

TEXAS

10314		NAME OF INDIVIDUAL <i>Whitfield Dove</i>		E.D. 26	SHEET 188
COLOR B	AGE 22	BIRTHPLACE		VOL. 65	
COUNTY <i>Hardin</i>		CITY			
ENUMERATED WITH <i>Bushy Ed</i>					
RELATIONSHIP TO ABOVE					
<input type="checkbox"/> SON	<input type="checkbox"/> NEPHEW	<input type="checkbox"/> STEPSON			
<input type="checkbox"/> DAUGHTER	<input type="checkbox"/> NIECE	<input type="checkbox"/> STEPDAUGHTER			
<input type="checkbox"/> BROTHER	<input type="checkbox"/> FATHER-IN-LAW	<input type="checkbox"/> COUSIN			
<input type="checkbox"/> SISTER	<input type="checkbox"/> MOTHER-IN-LAW	<input type="checkbox"/> HIRED MAN			
<input type="checkbox"/> FATHER	<input type="checkbox"/> SON-IN-LAW	<input type="checkbox"/> ROOMER			
<input type="checkbox"/> MOTHER	<input type="checkbox"/> DAUGHTER-IN-LAW	<input type="checkbox"/> SERVANT			
<input type="checkbox"/> GRANDSON	<input type="checkbox"/> BROTHER-IN-LAW	<input type="checkbox"/> OTHER (Specify)			
<input type="checkbox"/> GRANDDAUGHTER	<input type="checkbox"/> SISTER-IN-LAW	<i>pa</i>			
<input type="checkbox"/> GRANDCHILD	<input type="checkbox"/> ORPHAN				

FORM 10-637

1910 CENSUS INDEX - INDIVIDUAL

U. S. DEPARTMENT OF COMMERCE
BUREAU OF THE CENSUS

TEXAS

W 314	NAME OF INDIVIDUAL <i>W. M. Field, David W.</i>		E.D. <i>114</i>	SHEET <i>12</i>
COLOR <i>E</i>	AGE <i>15</i>	BIRTHPLACE	VOL. <i>106</i>	
COUNTY Morris		CITY		
ENUMERATED WITH <i>Black, Lempis</i>				
RELATIONSHIP TO ABOVE				
<input type="checkbox"/> SON	<input type="checkbox"/> NEPHEW	<input type="checkbox"/> STEPSON		
<input type="checkbox"/> DAUGHTER	<input type="checkbox"/> NIECE	<input type="checkbox"/> STEPDAUGHTER		
<input type="checkbox"/> BROTHER	<input type="checkbox"/> FATHER-IN-LAW	<input type="checkbox"/> COUSIN		
<input type="checkbox"/> SISTER	<input type="checkbox"/> MOTHER-IN-LAW	<input type="checkbox"/> HIRED MAN		
<input type="checkbox"/> FATHER	<input type="checkbox"/> SON-IN-LAW	<input type="checkbox"/> ROOMER		
<input type="checkbox"/> MOTHER	<input type="checkbox"/> DAUGHTER-IN-LAW	<input type="checkbox"/> SERVANT		
<input checked="" type="checkbox"/> GRANDSON	<input type="checkbox"/> BROTHER-IN-LAW	<input type="checkbox"/> OTHER (<i>Specify</i>)		
<input type="checkbox"/> GRANDDAUGHTER	<input type="checkbox"/> SISTER-IN-LAW			
<input type="checkbox"/> GRANDCHILD	<input type="checkbox"/> ORPHAN			

FORM 10-637
1910 CENSUS INDEX - INDIVIDUAL

U. S. DEPARTMENT OF COMMERCE
BUREAU OF THE CENSUS

TEXAS

W 314	NAME OF INDIVIDUAL <i>Whitfield, Daniel M</i>		E.D. <i>48</i>	SHEET <i>26</i>
COLOR <i>W</i>	AGE <i>62</i>	BIRTHPL/CE <i>Tenn.</i>	VOL. <i>34</i>	
COUNTY <i>Dallas</i>		CITY <i>Dallas</i>		
ENUMERATED WITH <i>Cooker, John H</i>				
RELATIONSHIP TO ABOVE				
<input type="checkbox"/> SON	<input type="checkbox"/> NEPHEW	<input type="checkbox"/> STEPSON		
<input type="checkbox"/> DAUGHTER	<input type="checkbox"/> NIECE	<input type="checkbox"/> STEPDAUGHTER		
<input type="checkbox"/> BROTHER	<input type="checkbox"/> FATHER-IN-LAW	<input type="checkbox"/> COUSIN		
<input type="checkbox"/> SISTER	<input type="checkbox"/> MOTHER-IN-LAW	<input type="checkbox"/> HIRED MAN		
<input type="checkbox"/> FATHER	<input type="checkbox"/> SON-IN-LAW	<input checked="" type="checkbox"/> ROOMER		
<input type="checkbox"/> MOTHER	<input type="checkbox"/> DAUGHTER-IN-LAW	<input type="checkbox"/> SERVANT		
<input type="checkbox"/> GRANDSON	<input type="checkbox"/> BROTHER-IN-LAW	<input type="checkbox"/> OTHER (Specify)		
<input type="checkbox"/> GRANDDAUGHTER	<input type="checkbox"/> SISTER-IN-LAW			
<input type="checkbox"/> GRANDCHILD	<input type="checkbox"/> ORPHAN			

FORM 10 637
1910 CENSUS INDEX - INDIVIDUAL

U S DEPARTMENT OF COMMERCE
BUREAU OF THE CENSUS

TEXAS

W314		NAME OF INDIVIDUAL Whitfield Daniel		E.O. 22	SHEET 130
COLOR B	AGE 29	BIRTHPLACE Toll.		VOL. 33	
COUNTY Dallas			CITY Dallas		
ENUMERATED WITH Wynn Russell.					
RELATIONSHIP TO ABOVE					
<input type="checkbox"/> SON	<input type="checkbox"/> NEPHEW	<input type="checkbox"/> STEPSON			
<input type="checkbox"/> DAUGHTER	<input type="checkbox"/> NIECE	<input type="checkbox"/> STEPDAUGHTER			
<input type="checkbox"/> BROTHER	<input type="checkbox"/> FATHER-IN-LAW	<input type="checkbox"/> COUSIN			
<input type="checkbox"/> SISTER	<input type="checkbox"/> MOTHER-IN-LAW	<input type="checkbox"/> HIRED MAN			
<input type="checkbox"/> FATHER	<input type="checkbox"/> SON-IN-LAW	<input checked="" type="checkbox"/> ROOMER			
<input type="checkbox"/> MOTHER	<input type="checkbox"/> DAUGHTER-IN-LAW	<input type="checkbox"/> SERVANT			
<input type="checkbox"/> GRANDSON	<input type="checkbox"/> BROTHER-IN-LAW	<input type="checkbox"/> OTHER (Specify)			
<input type="checkbox"/> GRANDDAUGHTER	<input type="checkbox"/> SISTER-IN-LAW				
<input type="checkbox"/> GRANDCHILD	<input type="checkbox"/> ORPHAN				

FORM 10-637
1910 CENSUS INDEX - INDIVIDUAL

U S DEPARTMENT OF COMMERCE
BUREAU OF THE CENSUS

TEXAS

W314		NAME OF INDIVIDUAL 37 Whitfield Daniel -		E. D. 127	SHEET 101
COLOR B	AGE 13	BIRTHPLACE		VOL. 47	
COUNTY Ellis			CITY		
ENUMERATED WITH Biggins Zachariah					
RELATIONSHIP TO ABOVE					
<input type="checkbox"/> SON	<input type="checkbox"/> NEPHEW	<input type="checkbox"/> STEPSON			
<input type="checkbox"/> DAUGHTER	<input type="checkbox"/> NIECE	<input type="checkbox"/> STEPDAUGHTER			
<input type="checkbox"/> BROTHER	<input type="checkbox"/> FATHER-IN-LAW	<input type="checkbox"/> COUSIN			
<input type="checkbox"/> SISTER	<input type="checkbox"/> MOTHER-IN-LAW	<input type="checkbox"/> HIRED MAN			
<input type="checkbox"/> FATHER	<input type="checkbox"/> SON-IN-LAW	<input type="checkbox"/> ROOMER			
<input type="checkbox"/> MOTHER	<input type="checkbox"/> DAUGHTER-IN-LAW	<input type="checkbox"/> SERVANT			
<input type="checkbox"/> GRANDSON	<input type="checkbox"/> BROTHER-IN-LAW	<input type="checkbox"/> OTHER (Specify)			
<input type="checkbox"/> GRANDDAUGHTER	<input type="checkbox"/> SISTER-IN-LAW				
<input type="checkbox"/> GRANDCHILD	<input type="checkbox"/> ORPHAN				

FORM 10-637

1910 CENSUS INDEX - INDIVIDUAL

U. S. DEPARTMENT OF COMMERCE
BUREAU OF THE CENSUS

TEXAS

4314	HEAD OF FAMILY Whitfield Daniel		E.D. 11	SHEET 11
COLOR B	AGE 24	BIRTHPLACE		VOL. 6
COUNTY Brazos		CITY		
OTHER MEMBERS OF FAMILY				
NAME		RELATIONSHIP	AGE	BIRTHPLACE
Whitfield		W	22	
1 - Jake		B	18	

FORM 10 636
1910 CENSUS INDEX - FAMILY

U. S. DEPARTMENT OF COMMERCE
BUREAU OF THE CENSUS

TEXAS

W 314	HEAD OF FAMILY Whitfield Cant		S. D. 50	SHEET 21
COLOR W	AGE 26	BIRTHPLACE	VOL. 102	
COUNTY Milam	CITY			
OTHER MEMBERS OF FAMILY				
NAME		RELATIONSHIP	AGE	BIRTHPLACE
Fannie		w	21	
Elsie E		d	4	
Bertha V		d	1	

FORM 10 636
1910 CENSUS INDEX - FAMILY

U. S. DEPARTMENT OF COMMERCE
BUREAU OF THE CENSUS

TEXAS

HEAD OF FAMILY <i>Whitfield, Dave</i>		E.O. <i>38</i>	SHEET <i>104</i>
COLOR <i>W</i>	AGE <i>35</i>	BIRTHPLACE <i>Miss</i>	VOL. <i>13</i>
COUNTY <i>Hays</i>	CITY <i>San Marcos</i>		
OTHER MEMBERS OF FAMILY			
NAME	RELATIONSHIP	AGE	BIRTHPLACE
<i>Minnie</i>	<i>W</i>	<i>30</i>	
<i>Beatrice</i>	<i>D</i>	<i>11</i>	
<i>Carlton</i>	<i>S</i>	<i>8</i>	
<i>Louise</i>	<i>D</i>	<i>6</i>	
<i>Doris</i>	<i>D</i>	<i>3</i>	
<i>Ralph</i>	<i>S</i>	<i>1/12</i>	
<i>I.B.C.</i>			

FORM 10 636
1910 CENSUS INDEX - FAMILY

U S. DEPARTMENT OF COMMERCE
BUREAU OF THE CENSUS

		TEXAS	
W 314 COLON	NAME OF INDIVIDUAL W. H. HUFFIELD, LAW	R.D. 28	SHEET 81
20 COUNTY	AGE 48	VOL. 146	
CITY Washington			
ENUMERATED WITH Ma Low - Richard			
RELATIONSHIP TO ABOVE			
<input type="checkbox"/> SON <input type="checkbox"/> DAUGHTER <input type="checkbox"/> BROTHER <input type="checkbox"/> SISTER <input type="checkbox"/> FATHER <input type="checkbox"/> MOTHER <input type="checkbox"/> GRANDSON <input type="checkbox"/> GRANDDAUGHTER <input type="checkbox"/> GRANDCHILD	<input type="checkbox"/> NEPHEW <input type="checkbox"/> NIECE <input type="checkbox"/> FATHER-IN-LAW <input type="checkbox"/> MOTHER-IN-LAW <input type="checkbox"/> SISTER-IN-LAW <input type="checkbox"/> DAUGHTER-IN-LAW <input type="checkbox"/> BROTHER-IN-LAW <input type="checkbox"/> SISTER-IN-LAW <input type="checkbox"/> OTHER	<input type="checkbox"/> STEPSON <input type="checkbox"/> STEPDAUGHTER <input type="checkbox"/> COUSIN <input type="checkbox"/> HIRED MAN <input type="checkbox"/> ROOMER <input type="checkbox"/> SERVANT <input checked="" type="checkbox"/> OTHER (Specify) <i>La</i>	

FORM BC-627 (5-5-07)
FORMERLY 1-637

1910 CENSUS INDEX - INDIVIDUAL

U. S. DEPARTMENT OF COMMERCE
BUREAU OF THE CENSUS

TEXAS

W314	HEAD OF FAMILY J. H. ... W. P.		E.D. 26	SHEET 25
COLOR W	AGE 28	BIRTHPLACE S. C.	VOL. 22	
COUNTY Cass		CITY		
OTHER MEMBERS OF FAMILY				
	NAME	RELATIONSHIP	AGE	BIRTHPLACE
	Emma	w	25	
	Hotter	D	9	
	Edna	D	5	
	Louise	D	3	
	Clayton	S	2	

FORM 10 636
1910 CENSUS INDEX - FAMILY

U. S. DEPARTMENT OF COMMERCE
BUREAU OF THE CENSUS

TEXAS

W 314		NAME OF INDIVIDUAL Wheatfall Corine		E.D. 35	SHEET 199
COLOR B	AGE 12	BIRTHPLACE		VOL. 58	
COUNTY Grimes			CITY		
ENUMERATED WITH Wheatfall Ida					
RELATIONSHIP TO ABOVE					
<input type="checkbox"/> SON	<input type="checkbox"/> NEPHEW	<input type="checkbox"/> STEPSON			
<input type="checkbox"/> DAUGHTER	<input type="checkbox"/> NIECE	<input type="checkbox"/> STEPDAUGHTER			
<input type="checkbox"/> BROTHER	<input type="checkbox"/> FATHER-IN-LAW	<input type="checkbox"/> COUSIN			
<input checked="" type="checkbox"/> SISTER	<input type="checkbox"/> MOTHER-IN-LAW	<input type="checkbox"/> HIRED MAN			
<input type="checkbox"/> FATHER	<input type="checkbox"/> SON-IN-LAW	<input type="checkbox"/> ROOMER			
<input type="checkbox"/> MOTHER	<input type="checkbox"/> DAUGHTER-IN-LAW	<input type="checkbox"/> SERVANT			
<input type="checkbox"/> GRANDSON	<input type="checkbox"/> BROTHER-IN-LAW	<input type="checkbox"/> OTHER (Specify)			
<input type="checkbox"/> GRANDDAUGHTER	<input type="checkbox"/> SISTER-IN-LAW				
<input type="checkbox"/> GRANDCHILD	<input type="checkbox"/> ORPHAN				

FORM 10-632

1910 CENSUS INDEX - INDIVIDUAL

U S DEPARTMENT OF COMMERCE
BUREAU OF THE CENSUS

TEXAS

10314		HEAD OF FAMILY		E.O.	SHEET
W		W. W. Colman		265	65
COLOR	AGE	BIRTHPLACE		VOL.	
W	52	W. Va.		127	
COUNTY			CITY		
Sutton					
OTHER MEMBERS OF FAMILY					
NAME		RELATIONSHIP	AGE	BIRTHPLACE	
Vander		W	50		
Thomas		W	11		
Bryant		D	7		
Carson	W. W. Carson	SO	24		
	Dolley	SS	22		

FORM 10-636
1910 CENSUS INDEX - FAMILY

U. S. DEPARTMENT OF COMMERCE
BUREAU OF THE CENSUS

TEXAS

W314	HEAD OF FAMILY Whitfield Clain		E.D. 19	SHEET 3
COLOR Wm	AGE 32	BIRTHPLACE	VOL. 28	
COUNTY Colorado		CITY		
OTHER MEMBERS OF FAMILY				
	NAME	RELATIONSHIP	AGE	BIRTHPLACE
	Louvenia	W	29	
	Laura	D	11	
	John	B	5	
	Willie	B	7	
	Eliza	D	5	

FORM 10-530

1910 CENSUS INDEX - FAMILY

U. S. DEPARTMENT OF COMMERCE
BUREAU OF THE CENSUS

TEXAS

W 314	NAME OF INDIVIDUAL Whitfield, Claude		E.D. 78	SHEET 132
COLOR W	AGE 21	BIRTHPLACE Ga	VOL. 62	
COUNTY Grayson		CITY		
ENUMERATED WITH Whitfield, Tom H				
RELATIONSHIP TO ABOVE				
<input type="checkbox"/> SON	<input type="checkbox"/> NEPHEW	<input type="checkbox"/> STEPSON		
<input type="checkbox"/> DAUGHTER	<input type="checkbox"/> NIECE	<input type="checkbox"/> STEPDAUGHTER		
<input checked="" type="checkbox"/> BROTHER	<input type="checkbox"/> FATHER-IN-LAW	<input type="checkbox"/> COUSIN		
<input type="checkbox"/> SISTER	<input type="checkbox"/> MOTHER-IN-LAW	<input type="checkbox"/> HIRED MAN		
<input type="checkbox"/> FATHER	<input type="checkbox"/> SON-IN-LAW	<input type="checkbox"/> ROOMER		
<input type="checkbox"/> MOTHER	<input type="checkbox"/> DAUGHTER-IN-LAW	<input type="checkbox"/> SERVANT		
<input type="checkbox"/> GRANDSON	<input type="checkbox"/> BROTHER-IN-LAW	<input type="checkbox"/> OTHER (Specify)		
<input type="checkbox"/> GRANDDAUGHTER	<input type="checkbox"/> SISTER-IN-LAW			
<input type="checkbox"/> GRANDCHILD	<input type="checkbox"/> ORPHAN			

FORM 10-637

1910 CENSUS INDEX - INDIVIDUAL

U. S. DEPARTMENT OF COMMERCE
BUREAU OF THE CENSUS

TEXAS

W314	HEAD OF FAMILY		W. Hatfield, Clark C	E. D.	SHEET
COLOR	AGE	BIRTHPLACE		153	105
W	25	Kand.		VOL	89
COUNTY			CITY		
KNOX					
OTHER MEMBERS OF FAMILY					
NAME		RELATIONSHIP	AGE	BIRTHPLACE	
Alta		W	24	Ms	
Mary L		D	4 1/2	I	

FORM 10-636

1910 CENSUS INDEX - FAMILY

U. S. DEPARTMENT OF COMMERCE
BUREAU OF THE CENSUS

TEXAS

W 314	HEAD OF FAMILY Whitfield, Clarence		E.O. 81	SHEET 449
COLOR B	AGE 24	BIRTHPLACE	VOL. 737	
COUNTY Travis		CITY	Austin	
OTHER MEMBERS OF FAMILY				
NAME		RELATION- SHIP	AGE	BIRTHPLACE
Pearl		W	22	

FORM 10 636
1910 CENSUS INDEX - FAMILY

U.S. DEPARTMENT OF COMMERCE
BUREAU OF THE CENSUS

TEXAS

W-374	HEAD OF FAMILY Whitfield, Charley		E.D. 21	SHEET 160
COLOR W	AGE 38	BIRTHPLACE	VOL. 48	
COUNTY Frath		CITY		
OTHER MEMBERS OF FAMILY				
NAME		RELATIONSHIP	AGE	BIRTHPLACE
Wife		W	38	
Estell		D	16	
O. L. M.		D	13	
Nathan C.		S	9	

FORM 10-636
1910 CENSUS INDEX - FAMILY

U.S. DEPARTMENT OF COMMERCE
BUREAU OF THE CENSUS

TEXAS

12314		HEAD OF FAMILY		E.D.	SHEET
Whitfield		Lalabon		11	11
COLOR	AGE	BIRTHPLACE		VOL.	
B	26			6	
COUNTY			CITY		
Grazos					
OTHER MEMBERS OF FAMILY					
NAME		RELATIONSHIP	AGE	BIRTHPLACE	
Whitfield		Mollie	W	23	
/		Lalabon	S	3	
		George W.	S	4	

FORM 10-636
1910 CENSUS INDEX - FAMILY

U.S. DEPARTMENT OF COMMERCE
BUREAU OF THE CENSUS

TEXAS

10314		NAME OF INDIVIDUAL Whitfield Cicero		E. D. 48	SHEET 103
COLOR W	AGE 51	BIRTHPLACE N.C.		VOL. 192	
COUNTY Lee			CITY		
ENUMERATED WITH Langley John					
RELATIONSHIP TO ABOVE					
<input type="checkbox"/> SON	<input type="checkbox"/> NEPHEW	<input type="checkbox"/> STEPSON			
<input type="checkbox"/> DAUGHTER	<input type="checkbox"/> NIECE	<input type="checkbox"/> STEPDAUGHTER			
<input type="checkbox"/> BROTHER	<input type="checkbox"/> FATHER-IN-LAW	<input type="checkbox"/> COUSIN			
<input type="checkbox"/> SISTER	<input type="checkbox"/> MOTHER-IN-LAW	<input checked="" type="checkbox"/> HIRED MAN			
<input type="checkbox"/> FATHER	<input type="checkbox"/> SON-IN-LAW	<input type="checkbox"/> ROOMER			
<input type="checkbox"/> MOTHER	<input type="checkbox"/> DAUGHTER-IN-LAW	<input type="checkbox"/> SERVANT			
<input type="checkbox"/> GRANDSON	<input type="checkbox"/> BROTHER-IN-LAW	<input type="checkbox"/> OTHER (Specify)			
<input type="checkbox"/> GRANDDAUGHTER	<input checked="" type="checkbox"/> SISTER-IN-LAW				
<input type="checkbox"/> GRANDCHILD	<input type="checkbox"/> ORPHAN				

FORM 10 637
1910 CENSUS INDEX - INDIVIDUAL

U. S. DEPARTMENT OF COMMERCE
BUREAU OF THE CENSUS

TEXAS

W 314		NAME OF INDIVIDUAL <i>Whitfield Chester</i>		E.D. 22	SHEET 259
COLOR W	AGE 4 12	BIRTHPLACE		VOL. 87	
COUNTY Kaufman			CITY		
ENUMERATED WITH <i>Reed Charley</i>					
RELATIONSHIP TO ABOVE <i>app. & Rena Whitfield</i>					
<input checked="" type="checkbox"/> SON	<input type="checkbox"/> NEPHEW	<input type="checkbox"/> STEPSON			
<input type="checkbox"/> DAUGHTER	<input type="checkbox"/> NIECE	<input type="checkbox"/> STEPDAUGHTER			
<input type="checkbox"/> BROTHER	<input type="checkbox"/> FATHER-IN-LAW	<input type="checkbox"/> COUSIN			
<input type="checkbox"/> SISTER	<input type="checkbox"/> MOTHER-IN-LAW	<input type="checkbox"/> MARRIED MAN			
<input type="checkbox"/> FATHER	<input type="checkbox"/> SON-IN-LAW	<input type="checkbox"/> ROOMER			
<input type="checkbox"/> MOTHER	<input type="checkbox"/> DAUGHTER-IN-LAW	<input type="checkbox"/> SERVANT			
<input type="checkbox"/> GRANDSON	<input type="checkbox"/> BROTHER-IN-LAW	<input type="checkbox"/> OTHER (Specify)			
<input type="checkbox"/> GRANDDAUGHTER	<input type="checkbox"/> SISTER-IN-LAW				
<input type="checkbox"/> GRANDCHILD	<input type="checkbox"/> ORPHAN				

FORM 10 637

1910 CENSUS INDEX - INDIVIDUAL

U. S. DEPARTMENT OF COMMERCE
BUREAU OF THE CENSUS

TEXAS

W 3 1/4	NAME OF INDIVIDUAL <i>Whitfield, Charlie J.</i>		S.D. <i>90</i>	SHEET <i>323</i>
COLOR <i>W</i>	AGE <i>14</i>	BIRTHPLACE	VOL. <i>84</i>	
COUNTY <i>Jefferson</i>	CITY			
ENUMERATED WITH <i>McCaire Mary A.</i>				
RELATIONSHIP TO ABOVE				
<input type="checkbox"/> SON	<input type="checkbox"/> NEPHEW	<input type="checkbox"/> STEPSON		
<input type="checkbox"/> DAUGHTER	<input type="checkbox"/> NIECE	<input type="checkbox"/> STEPDAUGHTER		
<input type="checkbox"/> BROTHER	<input type="checkbox"/> FATHER-IN-LAW	<input type="checkbox"/> COUSIN		
<input type="checkbox"/> SISTER	<input type="checkbox"/> MOTHER-IN-LAW	<input type="checkbox"/> HIRED MAN		
<input type="checkbox"/> FATHER	<input type="checkbox"/> SON-IN-LAW	<input type="checkbox"/> ROOMER		
<input type="checkbox"/> MOTHER	<input type="checkbox"/> DAUGHTER-IN-LAW	<input type="checkbox"/> SERVANT		
<input checked="" type="checkbox"/> GRANDSON	<input type="checkbox"/> BROTHER-IN-LAW	<input type="checkbox"/> OTHER (<i>None</i>)		
<input type="checkbox"/> GRANDDAUGHTER	<input type="checkbox"/> SISTER-IN-LAW			
<input type="checkbox"/> GRANDCHILD	<input type="checkbox"/> ORPHAN			

FORM 10897
1910 CENSUS INDEX - INDIVIDUAL

U S DEPARTMENT OF COMMERCE
BUREAU OF THE CENSUS

TEXAS

HEAD OF FAMILY		E.D.		SHEET	
Whitfield Charlie		11		12	
COLOR	AGE	BIRTHPLACE		VOL.	
B	22			6	
COUNTY Brazos			CITY		
OTHER MEMBERS OF FAMILY					
NAME		RELATIONSHIP	AGE	BIRTHPLACE	
Whitfield Luera		W	17		

FORM 10-636
 1910 CENSUS INDEX - FAMILY

U.S. DEPARTMENT OF COMMERCE
 BUREAU OF THE CENSUS

TEXAS

W 314	NAME OF INDIVIDUAL Whitfield Charlie		E.O. 17	SHEET 99
COLOR B	AGE 6	BIRTHPLACE Fort Bond	VOL. 53	
COUNTY		CITY		
ENUMERATED WITH Clements A				
RELATIONSHIP TO ABOVE				
<input type="checkbox"/> SON	<input checked="" type="checkbox"/> NEPHEW	<input type="checkbox"/> STEPSON		
<input type="checkbox"/> DAUGHTER	<input type="checkbox"/> NIECE	<input type="checkbox"/> STEPDAUGHTER		
<input type="checkbox"/> BROTHER	<input type="checkbox"/> FATHER-IN-LAW	<input type="checkbox"/> COUSIN		
<input type="checkbox"/> SISTER	<input type="checkbox"/> MOTHER-IN-LAW	<input type="checkbox"/> HIRED MAN		
<input type="checkbox"/> FATHER	<input type="checkbox"/> SON-IN-LAW	<input type="checkbox"/> ROOMER		
<input type="checkbox"/> MOTHER	<input type="checkbox"/> DAUGHTER-IN-LAW	<input type="checkbox"/> SERVANT		
<input type="checkbox"/> GRANDSON	<input type="checkbox"/> BROTHER-IN-LAW	<input type="checkbox"/> OTHER (Specify)		
<input type="checkbox"/> GRANDDAUGHTER	<input type="checkbox"/> SISTER-IN-LAW			
<input type="checkbox"/> GRANDCHILD	<input type="checkbox"/> ORPHAN			

FORM 10 637
1910 CENSUS INDEX - INDIVIDUAL

U. S. DEPARTMENT OF COMMERCE
BUREAU OF THE CENSUS

TEXAS

61314	HEAD OF FAMILY		- Whitfield Charles E.		E.D.	SHEET
COLOR	AGE	BIRTHPLACE		VOL.		
W	36	ala		52		
COUNTY	Fisher			CITY		
OTHER MEMBERS OF FAMILY						
Rutan						
NAME		RELATIONSHIP	AGE	BIRTHPLACE		
Lillie L.		W	29			
L. L. L.		D	13			
William M.		S	11			
Carl L.		S.	8			

FORM 10 636
1910 CENSUS INDEX - FAMILY

U. S. DEPARTMENT OF COMMERCE
BUREAU OF THE CENSUS

TEXAS

W 314		NAME OF INDIVIDUAL <i>Whitfield Sharley</i>		E.D. 164	SHEET 181
COLOR B	AGE 35	BIRTHPLACE		VOL. 147	
COUNTY	Wharton		CITY		
ENUMERATED WITH <i>Johnson - Horace</i>					
RELATIONSHIP TO ABOVE					
<input type="checkbox"/> SON	<input type="checkbox"/> NEPHEW	<input type="checkbox"/> STEPSON			
<input type="checkbox"/> DAUGHTER	<input type="checkbox"/> NIECE	<input type="checkbox"/> STEPDAUGHTER			
<input type="checkbox"/> BROTHER	<input type="checkbox"/> FATHER-IN-LAW	<input type="checkbox"/> COUSIN			
<input type="checkbox"/> SISTER	<input type="checkbox"/> MOTHER-IN-LAW	<input type="checkbox"/> HIRED MAN			
<input type="checkbox"/> FATHER	<input type="checkbox"/> SON-IN-LAW	<input checked="" type="checkbox"/> ROOMER			
<input type="checkbox"/> MOTHER	<input type="checkbox"/> DAUGHTER-IN-LAW	<input type="checkbox"/> SERVANT			
<input type="checkbox"/> GRANDSON	<input type="checkbox"/> BROTHER-IN-LAW	<input type="checkbox"/> OTHER (Specify)			
<input type="checkbox"/> GRANDDAUGHTER	<input type="checkbox"/> SISTER-IN-LAW				
<input type="checkbox"/> GRANDCHILD	<input type="checkbox"/> ORPHAN				

FORM BC-627 (5-5-67)
FORMERLY 10-637

U.S. DEPARTMENT OF COMMERCE
BUREAU OF THE CENSUS

1910 CENSUS INDEX - INDIVIDUAL

TEXAS

W 314		HEAD OF FAMILY		E.D.	SHEET
		W Withfield, C. H. C. C. C.		76	67
COLOR	AGE	BIRTHPLACE		VOL.	
W	26	Ira		98	
COUNTY	McLennan			CITY	
OTHER MEMBERS OF FAMILY					
NAME		RELATIONSHIP	AGE	BIRTHPLACE	
Lillian		W	22	Ira	
L. C. C.		S	4		
Edward		S	3		
L. C. C.		D	3 1/2		

FORM 10 636
1910 CENSUS INDEX - FAMILY

U. S. DEPARTMENT OF COMMERCE
BUREAU OF THE CENSUS

TEXAS

6514		HEAD OF FAMILY			E.D.		SHEET	
COLOR		AGE	BIRTHPLACE			164		67
COUNTY		Midland			CITY		29	
OTHER MEMBERS OF FAMILY								
NAME			RELATIONSHIP		AGE		BIRTHPLACE	
Arlene			"		21		TX	

FORM 10 636
1910 CENSUS INDEX - FAMILYU. S. DEPARTMENT OF COMMERCE
BUREAU OF THE CENSUS

TEXAS

W 314	HEAD OF FAMILY		W. Wetthill Charles	E.D.	SHEET
COLOR	AGE	BIRTHPLACE		VOL.	
(W) -	57	Ky.		- 42	
COUNTY	Elliott		CITY	2	
OTHER MEMBERS OF FAMILY					
NAME		RELATIONSHIP	AGE	BIRTHPLACE	
Mary E		W	58		
Eugene G		S	20		
Richard			11		

FORM 10, 0-30
1910 CENSUS INDEX - FAMILY

U S DEPARTMENT OF COMMERCE
BUREAU OF THE CENSUS

TEXAS

W. H. W.	HEAD OF FAMILY Whitefield Charles		E. D. 12847	SHEET
COLOR Bl	AGE 33	BIRTHPLACE	VOL. 93	
COUNTY Lavaca		CITY		
OTHER MEMBERS OF FAMILY				
	NAME	RELATIONSHIP	AGE	BIRTHPLACE
	Annie	W	33	
	Anna B	D	9	
	Charles A	S	6	
	John J	S	5	
	Mary J	D	2	
	Callie	S	1 1/2	

FORM 10 636
1910 CENSUS INDEX - FAMILY

U. S. DEPARTMENT OF COMMERCE
BUREAU OF THE CENSUS

TEXAS

103/4		NAME OF INDIVIDUAL Whitfield Cheney		E.D. 30	SHEET 3
COLOR Tan	AGE 6	BIRTHPLACE		VOL. 32	
COUNTY Cass		CITY			
ENUMERATED WITH Whitfield Lock					
RELATIONSHIP TO ABOVE					
<input type="checkbox"/> SON	<input type="checkbox"/> NEPHEW	<input type="checkbox"/> STEPSON			
<input type="checkbox"/> DAUGHTER	<input type="checkbox"/> NIECE	<input type="checkbox"/> STEPDAUGHTER			
<input type="checkbox"/> BROTHER	<input type="checkbox"/> FATHER-IN-LAW	<input type="checkbox"/> COUSIN			
<input type="checkbox"/> SISTER	<input type="checkbox"/> MOTHER-IN-LAW	<input type="checkbox"/> HIRED MAN			
<input type="checkbox"/> FATHER	<input type="checkbox"/> SON-IN-LAW	<input type="checkbox"/> ROOMER			
<input type="checkbox"/> MOTHER	<input type="checkbox"/> DAUGHTER-IN-LAW	<input type="checkbox"/> SERVANT			
<input checked="" type="checkbox"/> GRANDSON	<input type="checkbox"/> BROTHER-IN-LAW	<input type="checkbox"/> OTHER (Specify)			
<input type="checkbox"/> GRANDDAUGHTER	<input type="checkbox"/> SISTER-IN-LAW				
<input type="checkbox"/> GRANDCHILD	<input type="checkbox"/> ORPHAN				

FORM 10-37

1910 CENSUS INDEX - INDIVIDUAL

U S DEPARTMENT OF COMMERCE
BUREAU OF THE CENSUS

TEXAS

HEAD OF FAMILY		E.O.	SHEET
Whitfield Cassie		17	152
COLOR	AGE	BIRTHPLACE	
25	38	VOL. 13	
COUNTY		CITY	
Jefferson		Bourmont	
OTHER MEMBERS OF FAMILY			
NAME		RELATIONSHIP	AGE
Nellie		0	16
Evel		0	13

FORM 10 636
1910 CENSUS INDEX - FAMILY

U. S. DEPARTMENT OF COMMERCE
BUREAU OF THE CENSUS

TEXAS

W-314	NAME OF INDIVIDUAL <i>Whitfield Carrie</i>		E.D. <i>41</i>	SHEET <i>319</i>
COLOR <i>B</i>	AGE <i>25</i>	BIRTHPLACE	VOL. <i>35</i>	
COUNTY <i>Dallas</i>		CITY <i>Dallas</i>		
ENUMERATED WITH <i>King Rachel</i>				
RELATIONSHIP TO ABOVE				
<input type="checkbox"/> SON	<input type="checkbox"/> NEPHEW	<input type="checkbox"/> STEPSON		
<input type="checkbox"/> DAUGHTER	<input type="checkbox"/> NIECE	<input type="checkbox"/> STEPDAUGHTER		
<input type="checkbox"/> BROTHER	<input type="checkbox"/> FATHER-IN-LAW	<input type="checkbox"/> COUSIN		
<input type="checkbox"/> SISTER	<input type="checkbox"/> MOTHER-IN-LAW	<input type="checkbox"/> HIRED MAN		
<input type="checkbox"/> FATHER	<input type="checkbox"/> SON-IN-LAW	<input type="checkbox"/> ROOMER		
<input type="checkbox"/> MOTHER	<input type="checkbox"/> DAUGHTER-IN-LAW	<input type="checkbox"/> SERVANT		
<input type="checkbox"/> GRANDSON	<input type="checkbox"/> BROTHER-IN-LAW	<input type="checkbox"/> OTHER (<i>Specify</i>)		
<input type="checkbox"/> GRANDDAUGHTER	<input checked="" type="checkbox"/> SISTER-IN-LAW			
<input type="checkbox"/> GRANDCHILD	<input type="checkbox"/> ORPHAN			

FORM 10-637
1910 CENSUS INDEX - INDIVIDUAL

U. S. DEPARTMENT OF COMMERCE
BUREAU OF THE CENSUS

TEXAS

W374		NAME OF INDIVIDUAL Whitefield, Carl L.		E.D. 44	SHEET 288
COLOR W	AGE 1	BIRTHPLACE		V OL 41	
COUNTY Eastland			CITY		
ENUMERATED WITH James Joseph H.					
RELATIONSHIP TO ABOVE					
<input type="checkbox"/> SON	<input type="checkbox"/> NEPHEW	<input type="checkbox"/> STEPSON			
<input type="checkbox"/> DAUGHTER	<input type="checkbox"/> NIECE	<input type="checkbox"/> STEPDAUGHTER			
<input type="checkbox"/> BROTHER	<input type="checkbox"/> FATHER-IN-LAW	<input type="checkbox"/> COUSIN			
<input type="checkbox"/> SISTER	<input type="checkbox"/> MOTHER-IN-LAW	<input type="checkbox"/> HIRED MAN			
<input type="checkbox"/> FATHER	<input type="checkbox"/> SON-IN-LAW	<input type="checkbox"/> ROOMER			
<input type="checkbox"/> MOTHER	<input type="checkbox"/> DAUGHTER-IN-LAW	<input type="checkbox"/> SERVANT			
<input checked="" type="checkbox"/> GRANDSON	<input type="checkbox"/> BROTHER-IN-LAW	<input type="checkbox"/> OTHER (Specify)			
<input type="checkbox"/> GRANDDAUGHTER	<input type="checkbox"/> SISTER-IN-LAW	_____			
<input type="checkbox"/> GRANDCHILD	<input type="checkbox"/> ORPHAN	_____			

FORM 10 637
1910 CENSUS INDEX - INDIVIDUAL

U S DEPARTMENT OF COMMERCE
BUREAU OF THE CENSUS

TEXAS

6-214		NAME OF INDIVIDUAL Whitefield C. W.		S.D. 4	INSET 3
COLOR W	AGE 21	BIRTHPLACE *	VOL. 15		
COUNTY Bowie		CITY Tuxedo			
ENUMERATED WITH McCortney William A					
RELATIONSHIP TO ABOVE					
<input type="checkbox"/> SON	<input type="checkbox"/> NEPHEW	<input checked="" type="checkbox"/> STEPSON			
<input type="checkbox"/> DAUGHTER	<input type="checkbox"/> NIECE	<input type="checkbox"/> STEPDAUGHTER			
<input type="checkbox"/> BROTHER	<input type="checkbox"/> FATHER-IN-LAW	<input type="checkbox"/> COUSIN			
<input type="checkbox"/> SISTER	<input type="checkbox"/> MOTHER-IN-LAW	<input type="checkbox"/> HIRED MAN			
<input type="checkbox"/> FATHER	<input type="checkbox"/> SON-IN-LAW	<input type="checkbox"/> ROOMER			
<input type="checkbox"/> MOTHER	<input type="checkbox"/> DAUGHTER-IN-LAW	<input type="checkbox"/> SERVANT			
<input type="checkbox"/> GRANDSON	<input type="checkbox"/> BROTHER-IN-LAW	<input type="checkbox"/> OTHER (Specify)			
<input type="checkbox"/> GRANDDAUGHTER	<input type="checkbox"/> SISTER-IN-LAW				
<input type="checkbox"/> GRANDCHILD	<input type="checkbox"/> ORPHAN				

FORM 10 637

1910 CENSUS INDEX - INDIVIDUAL

U. S. DEPARTMENT OF COMMERCE
BUREAU OF THE CENSUS

TEXAS

M. 3/4	HEAD OF FAMILY		W. Withfield, C. W.	E.D.	SHEET
COLOR	AGE	BIRTHPLACE		VOL.	
W	48	Fla		99	3
COUNTY			CITY		
McLennan					
OTHER MEMBERS OF FAMILY					
NAME		RELATIONSHIP	AGE	BIRTHPLACE	
Wife		W	34		
Child		S	11		
Child		S	11		
Child		S	7		
Child		S	5		

FORM 10-030
1910 CENSUS INDEX - FAMILY

U. S. DEPARTMENT OF COMMERCE
BUREAU OF THE CENSUS

TEXAS

HEAD OF FAMILY		6 P.		SHEET	
COLOR	AGE	BIRTHPLACE		VOL.	
	45	Ala		22	
COUNTY			CITY		
Fisher			Texas		
OTHER MEMBERS OF FAMILY					
NAME		RELATIONSHIP	AGE	BIRTHPLACE	
Loretta A		W	41	Ala	
Ernest T		S	21		
Ruth D		D	7		

FORM 10-636

1910 CENSUS INDEX - FAMILY

U. S. DEPARTMENT OF COMMERCE
BUREAU OF THE CENSUS

TEXAS

10310	NAME OF INDIVIDUAL <i>Whatfield Bustka</i>		E.O.	SHEET
COLOR <i>03</i>	AGE <i>21</i>	BIRTH PLACE	<i>69</i>	<i>140</i>
COUNTY <i>Jefferson</i>		CITY <i>Beaumont</i>	VOL. <i>83</i>	
ENUMERATED WITH <i>Marion</i> <i>Lawell H.</i>				
RELATIONSHIP TO ABOVE				
<input type="checkbox"/> SON	<input type="checkbox"/> NEPHEW	<input type="checkbox"/> STEPSON		
<input type="checkbox"/> DAUGHTER	<input type="checkbox"/> NICE	<input type="checkbox"/> STEPDAUGHTER		
<input type="checkbox"/> BROTHER	<input type="checkbox"/> FATHER-IN-LAW	<input type="checkbox"/> COUSIN		
<input type="checkbox"/> SISTER	<input type="checkbox"/> MOTHER-IN-LAW	<input type="checkbox"/> NINESEMAN		
<input type="checkbox"/> FATHER	<input type="checkbox"/> SON-IN-LAW	<input type="checkbox"/> ROOMER		
<input type="checkbox"/> MOTHER	<input type="checkbox"/> WIFE-IN-LAW	<input type="checkbox"/> SERVANT		
<input type="checkbox"/> GRANDSON	<input type="checkbox"/> GRANDCHILD	<input type="checkbox"/> OTHER (Specify)		
<input type="checkbox"/> GRANDDAUGHTER	<input type="checkbox"/> ORPHAN			
<input type="checkbox"/> GRANDCHILD				

PLUM 10 10 11
1910 CENSUS INDEX - INDIVIDUAL

U. S. DEPARTMENT OF COMMERCE
BUREAU OF THE CENSUS

TEXAS

W 314	HEAD OF FAMILY <i>Whitfield Sid</i>		E.D. 109	SHEET 31
COLOR <i>B</i>	AGE <i>24</i>	BIRTHPLACE <i>N.C.</i>	VOL. <i>118</i>	
COUNTY <i>Robertson</i>		CITY		
OTHER MEMBERS OF FAMILY				
NAME		RELATIONSHIP	AGE	BIRTHPLACE
<i>Sarah</i>		<i>W</i>	<i>21</i>	
<i>Janny</i>		<i>D</i>	<i>8</i>	
<i>Jennie</i>		<i>D</i>	<i>2</i>	
<i>Evelyn</i>		<i>D</i>	<i>3/2</i>	
<i>Leah Loma</i>		<i>W</i>	<i>23</i>	
<i>Teader</i>		<i>N</i>	<i>6</i>	
<i>Larkin</i>		<i>N</i>	<i>1</i>	

FORM 10-636A

1910 CENSUS INDEX - INDIVIDUAL

U.S. DEPARTMENT OF COMMERCE
BUREAU OF THE CENSUS

TEXAS

10314	HEAD OF FAMILY		<i>Whitfield Bryan F</i>		E.D.	SHEET
COLOR	AGE	BIRTHPLACE			102	10
<i>B</i>	<i>33</i>				VOL.	<i>146</i>
COUNTY		<i>Washington</i>	CITY		<i>Brenham</i>	
OTHER MEMBERS OF FAMILY						
NAME		RELATIONSHIP	AGE	BIRTHPLACE		
<i>Living alone</i>						

FORM 10 636
1910 CENSUS INDEX - FAMILY

U. S. DEPARTMENT OF COMMERCE
BUREAU OF THE CENSUS

TEXAS

1034		NAME OF INDIVIDUAL <i>Whitehead Booker</i>		E.D. 3	SHEET 1
COLOR B	AGE 5	BIRTHPLACE		VOL. 6	
COUNTY <i>Dallas</i>			CITY		
ENUMERATED WITH <i>Whitehead Emanuel</i>					
RELATIONSHIP TO ABOVE					
<input type="checkbox"/> SON	<input type="checkbox"/> NEPHEW	<input type="checkbox"/> STEPSON			
<input type="checkbox"/> DAUGHTER	<input type="checkbox"/> NIECE	<input type="checkbox"/> STEPDAUGHTER			
<input type="checkbox"/> BROTHER	<input type="checkbox"/> FATHER-IN-LAW	<input type="checkbox"/> COUSIN			
<input type="checkbox"/> SISTER	<input type="checkbox"/> MOTHER-IN-LAW	<input type="checkbox"/> HIRED MAN			
<input type="checkbox"/> FATHER	<input type="checkbox"/> SON-IN-LAW	<input type="checkbox"/> ROOMER			
<input type="checkbox"/> MOTHER	<input type="checkbox"/> DAUGHTER-IN-LAW	<input type="checkbox"/> SERVANT			
<input checked="" type="checkbox"/> GRANDSON	<input type="checkbox"/> BROTHER-IN-LAW	<input type="checkbox"/> OTHER (<i>Specify</i>)			
<input type="checkbox"/> GRANDDAUGHTER	<input type="checkbox"/> SISTER-IN-LAW				
<input type="checkbox"/> GRANDCHILD	<input type="checkbox"/> ORPHAN				

FORM 10-637
 1910 CENSUS INDEX - INDIVIDUAL

U.S. DEPARTMENT OF COMMERCE
 BUREAU OF THE CENSUS

TEXAS

W314		NAME OF INDIVIDUAL Whittfield Bessie		E.C. 17.1	SHEET 13
COLOR W	AGE 20	BIRTHPLACE		VOL. 75	
COUNTY			CITY		
ENUMERATED WITH Hill			Whittfield Albert		
RELATIONSHIP TO ABOVE					
<input type="checkbox"/> SON	<input type="checkbox"/> NEPHEW	<input type="checkbox"/> STEPSON			
<input type="checkbox"/> DAUGHTER	<input type="checkbox"/> NIECE	<input type="checkbox"/> STEPDAUGHTER			
<input checked="" type="checkbox"/> BROTHER	<input type="checkbox"/> FATHER-IN-LAW	<input type="checkbox"/> COUSIN			
<input type="checkbox"/> SISTER	<input type="checkbox"/> MOTHER-IN-LAW	<input type="checkbox"/> HIRED MAN			
<input type="checkbox"/> FATHER	<input type="checkbox"/> SON-IN-LAW	<input type="checkbox"/> ROOMER			
<input type="checkbox"/> MOTHER	<input type="checkbox"/> DAUGHTER-IN-LAW	<input type="checkbox"/> SERVANT			
<input type="checkbox"/> GRANDSON	<input type="checkbox"/> BROTHER-IN-LAW	<input type="checkbox"/> OTHER (Specify)			
<input type="checkbox"/> GRANDDAUGHTER	<input type="checkbox"/> SISTER-IN-LAW				
<input type="checkbox"/> GRANDCHILD	<input type="checkbox"/> ORPHAN				

FORM 10 637
1910 CENSUS INDEX - INDIVIDUAL

U. S. DEPARTMENT OF COMMERCE
BUREAU OF THE CENSUS

TEXAS

W 314	NAME OF INDIVIDUAL W. Whitfield, Bethe		E. D. 173	SHEET 77
COLOR W	AGE 25	BIRTHPLACE Miss	VOL. 89	
COUNTY Leon	CITY			
ENUMERATED WITH West Ca				
RELATIONSHIP TO ABOVE				
<input type="checkbox"/> SON	<input type="checkbox"/> NEPHEW	<input type="checkbox"/> STEPSON		
<input type="checkbox"/> DAUGHTER	<input type="checkbox"/> NIECE	<input type="checkbox"/> STEPDAUGHTER		
<input type="checkbox"/> BROTHER	<input type="checkbox"/> FATHER-IN-LAW	<input type="checkbox"/> COUSIN		
<input type="checkbox"/> SISTER	<input type="checkbox"/> MOTHER-IN-LAW	<input type="checkbox"/> HIRED MAN		
<input type="checkbox"/> FATHER	<input type="checkbox"/> SON-IN-LAW	<input type="checkbox"/> ROOMER		
<input type="checkbox"/> MOTHER	<input type="checkbox"/> DAUGHTER-IN-LAW	<input type="checkbox"/> SERVANT		
<input type="checkbox"/> GRANDSON	<input type="checkbox"/> BROTHER-IN-LAW	<input type="checkbox"/> OTHER (Specify)		
<input type="checkbox"/> GRANDDAUGHTER	<input type="checkbox"/> SISTER-IN-LAW	<u>Son M.</u>		
<input type="checkbox"/> GRANDCHILD	<input type="checkbox"/> ORPHAN			

FORM 10-637
1910 CENSUS INDEX - INDIVIDUAL

U. S. DEPARTMENT OF COMMERCE
BUREAU OF THE CENSUS

TEXAS

W314	NAME OF INDIVIDUAL Witfield Bessie		E.D. 99	SHEET 40
COLOR W	AGE 4	BIRTHPLACE	VOL. 68	
COUNTY Harris		CITY Houston		
ENUMERATED WITH Del Home LC				
RELATIONSHIP TO ABOVE				
<input type="checkbox"/> SON	<input type="checkbox"/> NEPHEW	<input type="checkbox"/> STEPSON		
<input type="checkbox"/> DAUGHTER	<input type="checkbox"/> NIECE	<input checked="" type="checkbox"/> STEPDAUGHTER		
<input type="checkbox"/> BROTHER	<input type="checkbox"/> FATHER-IN-LAW	<input type="checkbox"/> COUSIN		
<input type="checkbox"/> SISTER	<input type="checkbox"/> MOTHER-IN-LAW	<input type="checkbox"/> HIRED MAN		
<input type="checkbox"/> FATHER	<input type="checkbox"/> SON-IN-LAW	<input type="checkbox"/> ROOMER		
<input type="checkbox"/> MOTHER	<input type="checkbox"/> DAUGHTER-IN-LAW	<input type="checkbox"/> SERVANT		
<input type="checkbox"/> GRANDSON	<input type="checkbox"/> BROTHER-IN-LAW	<input type="checkbox"/> OTHER (Specify)		
<input type="checkbox"/> GRANDDAUGHTER	<input type="checkbox"/> SISTER-IN-LAW			
<input type="checkbox"/> GRANDCHILD	<input type="checkbox"/> ORPHAN			

FORM 10 637
1910 CENSUS INDEX - INDIVIDUAL

U. S. DEPARTMENT OF COMMERCE
BUREAU OF THE CENSUS

TEXAS

NAME OF INDIVIDUAL <i>W. J. ...</i>		B. D. <i>44</i>		SHEET <i>207</i>
COLOR <i>W</i>	AGE <i>4</i>	BIRTHPLACE <i>San Antonio</i>		VOL. <i>105</i>
COUNTY			CITY	
REGISTERED <i>None</i>				
RELATIONSHIP TO ABOVE <i>W. J. ...</i>				
<input type="checkbox"/> SON	<input type="checkbox"/> NEPHEW	<input type="checkbox"/> STEPSON		
<input type="checkbox"/> DAUGHTER	<input type="checkbox"/> NIECE	<input type="checkbox"/> STEPDAUGHTER		
<input type="checkbox"/> BROTHER	<input type="checkbox"/> FATHER-IN-LAW	<input type="checkbox"/> COUSIN		
<input type="checkbox"/> SISTER	<input type="checkbox"/> MOTHER-IN-LAW	<input type="checkbox"/> HUSBAND		
<input type="checkbox"/> FATHER	<input type="checkbox"/> SON-IN-LAW	<input type="checkbox"/> ROOMER		
<input type="checkbox"/> MOTHER	<input type="checkbox"/> DAUGHTER-IN-LAW	<input type="checkbox"/> SERVANT		
<input type="checkbox"/> GRANDSON	<input type="checkbox"/> BROTHER-IN-LAW	<input type="checkbox"/> OTHER (Specify)		
<input type="checkbox"/> GRANDDAUGHTER	<input type="checkbox"/> SISTER-IN-LAW			
<input type="checkbox"/> GRANDCHILD	<input type="checkbox"/> ORPHAN			

FORM 10 657
1910 CENSUS INDEX - INDIVIDUAL

U S DEPARTMENT OF COMMERCE
BUREAU OF THE CENSUS

TEXAS

W314	NAME OF INDIVIDUAL Whitfield Bessie		E.D. 9.7	SHEET 264
COLOR W	AGE 21	BIRTHPLACE Ga	VOL. 98	
COUNTY McLennan		CITY		
ENUMERATED WITH Ragen Cleve F				
RELATIONSHIP TO ABOVE				
<input checked="" type="checkbox"/> SON	<input type="checkbox"/> NEPHEW	<input type="checkbox"/> STEPSON		
<input type="checkbox"/> DAUGHTER	<input type="checkbox"/> NIECE	<input type="checkbox"/> STEPDAUGHTER		
<input type="checkbox"/> BROTHER	<input type="checkbox"/> FATHER-IN-LAW	<input type="checkbox"/> COUSIN		
<input type="checkbox"/> SISTER	<input type="checkbox"/> MOTHER-IN-LAW	<input type="checkbox"/> HIRED MAN		
<input type="checkbox"/> FATHER	<input type="checkbox"/> SON-IN-LAW	<input checked="" type="checkbox"/> ROOMER		
<input type="checkbox"/> MOTHER	<input type="checkbox"/> DAUGHTER-IN-LAW	<input type="checkbox"/> SERVANT		
<input type="checkbox"/> GRANDSON	<input type="checkbox"/> BROTHER-IN-LAW	<input type="checkbox"/> OTHER (Specify)		
<input type="checkbox"/> GRANDDAUGHTER	<input type="checkbox"/> SISTER-IN-LAW			
<input type="checkbox"/> GRANDCHILD	<input type="checkbox"/> ORPHAN			

FORM 10 637
1910 CENSUS INDEX - INDIVIDUAL

U. S. DEPARTMENT OF COMMERCE
BUREAU OF THE CENSUS

TEXAS

W 314		NAME OF INDIVIDUAL Whitfield Bennie		E.D. 104	SHEET 162
COLOR B	AGE 5	BIRTHPLACE		VOL. 146	
COUNTY -		Washington		CITY Brenham	
ENUMERATED WITH		Owen George			
RELATIONSHIP TO ABOVE					
<input type="checkbox"/> SON	<input type="checkbox"/> NEPHEW	<input type="checkbox"/> STEPSON			
<input type="checkbox"/> DAUGHTER	<input type="checkbox"/> NIECE	<input type="checkbox"/> STEPDAUGHTER			
<input type="checkbox"/> BROTHER	<input type="checkbox"/> FATHER-IN-LAW	<input type="checkbox"/> COUSIN			
<input type="checkbox"/> SISTER	<input type="checkbox"/> MOTHER-IN-LAW	<input type="checkbox"/> HIRED MAN			
<input type="checkbox"/> FATHER	<input type="checkbox"/> SON-IN-LAW	<input type="checkbox"/> ROOMER			
<input type="checkbox"/> MOTHER	<input type="checkbox"/> DAUGHTER-IN-LAW	<input type="checkbox"/> SERVANT			
<input type="checkbox"/> GRANDSON	<input type="checkbox"/> BROTHER-IN-LAW	<input type="checkbox"/> OTHER (Specify)			
<input checked="" type="checkbox"/> GRANDDAUGHTER	<input type="checkbox"/> SISTER-IN-LAW				
<input type="checkbox"/> GRANDCHILD	<input type="checkbox"/> ORPHAN				

FORM **BC-627** (8-5-67)
FORMERLY 10-637

U.S. DEPARTMENT OF COMMERCE
BUREAU OF THE CENSUS

1910 CENSUS INDEX - INDIVIDUAL

TEXAS

W314		NAME OF INDIVIDUAL Whitefield, Bill		E.D. 44	SHEET 288
COLOR W	AGE 19	BIRTHPLACE Eastland		VOL. 41	
COUNTY			CITY		
ENUMERATED WITH James, Joseph H.					
RELATIONSHIP TO ABOVE					
<input type="checkbox"/> SON	<input type="checkbox"/> NEPHEW	<input type="checkbox"/> STEPSON			
<input checked="" type="checkbox"/> DAUGHTER	<input type="checkbox"/> NIECE	<input type="checkbox"/> STEPDAUGHTER			
<input type="checkbox"/> BROTHER	<input type="checkbox"/> FATHER-IN-LAW	<input type="checkbox"/> COUSIN			
<input type="checkbox"/> SISTER	<input type="checkbox"/> MOTHER-IN-LAW	<input type="checkbox"/> HIRED MAN			
<input type="checkbox"/> FATHER	<input type="checkbox"/> SON-IN-LAW	<input type="checkbox"/> ROOMER			
<input type="checkbox"/> MOTHER	<input type="checkbox"/> DAUGHTER-IN-LAW	<input type="checkbox"/> SERVANT			
<input type="checkbox"/> GRANDSON	<input type="checkbox"/> BROTHER-IN-LAW	<input type="checkbox"/> OTHER (Specify)			
<input type="checkbox"/> GRANDDAUGHTER	<input type="checkbox"/> SISTER-IN-LAW				
<input type="checkbox"/> GRANDCHILD	<input type="checkbox"/> ORPHAN				

FORM 10.637
1910 CENSUS INDEX - INDIVIDUAL

U. S. DEPARTMENT OF COMMERCE
BUREAU OF THE CENSUS

TEXAS

10314	HEAD OF FAMILY		E.D.	SHEET
	H. W. T. Field, Son &'		164	303
COLOR	AGE	BIRTHPLACE	VOL.	
W	36		79	
COUNTY	Midland		CITY	
			Midland	
OTHER MEMBERS OF FAMILY				
NAME		RELATIONSHIP	AGE	BIRTHPLACE
Earl		W.	32	
Franklin		S	8	
Mae		"	2	
Lute				

FORM 10 636
1910 CENSUS INDEX - FAMILY

U. S. DEPARTMENT OF COMMERCE
BUREAU OF THE CENSUS

TEXAS

W 314	HEAD OF FAMILY		Whitfield Ben	E.D.	SHEET
COLOR	AGE	BIRTHPLACE		69	223
3	28			51	
COUNTY	Fayette	CITY	Eubankburg		
OTHER MEMBERS OF FAMILY					
	NAME	RELATIONSHIP	AGE	BIRTHPLACE	
	Rena	W	30		
	Julia Ella	D	3		
	Una	S	1/2		
- Lee	Robert	SS	11		
	Marjorie	S/D	8		

FORM 10 636

1910 CENSUS INDEX - FAMILY

U. S. DEPARTMENT OF COMMERCE
BUREAU OF THE CENSUS

TEXAS

10 214	HEAD OF FAMILY Wheytfall Ben		E.D. 35	SHEET 194
COLOR B	AGE 39	BIRTHPLACE	VOL. 58	
COUNTY Grimes		CITY		
OTHER MEMBERS OF FAMILY				
NAME		RELATION- SHIP	AGE	BIRTHPLACE
Mattie		W	40	
Anna		D	16	
Alex		S	13	
Ben		S	12	
Melissa		b	8	
Cecar		S	6	

FORM 10-836

1910 CENSUS INDEX - FAMILY

U.S. DEPARTMENT OF COMMERCE
BUREAU OF THE CENSUS

TEXAS

11 411	HEAD OF FAMILY		E.D.	SHEET
	W. Hatfield, Benjamin F		219	120
COLOR	AGE	BIRTHPLACE	VOL.	
W	33	Eng	120	
COUNTY	Runnels		CITY	
OTHER MEMBERS OF FAMILY				
	NAME	RELATIONSHIP	AGE	BIRTHPLACE
/	Mary A	W	34	Miss
/	John W	2	15	
/	Robert E	3	11	
/	Norma E	W	7	
/	Emma	2	5	

FORM 10 636

1910 CENSUS INDEX - FAMILY

U S DEPARTMENT OF COMMERCE
BUREAU OF THE CENSUS

TEXAS

W314	NAME OF INDIVIDUAL W. Whitfield, Bell Howard		S.D. 8	SHEET 6
COLOR W	AGE 25	BIRTHPLACE La	VOL. 7	
COUNTY Bell		CITY		
ENUMERATED WITH W. Whitfield, Louis T.				
RELATIONSHIP TO ABOVE				
<input type="checkbox"/> SON	<input type="checkbox"/> NEPHEW	<input type="checkbox"/> STEPSON		
<input type="checkbox"/> DAUGHTER	<input type="checkbox"/> NIECE	<input type="checkbox"/> STEPDAUGHTER		
<input type="checkbox"/> BROTHER	<input type="checkbox"/> FATHER-IN-LAW	<input type="checkbox"/> COUSIN		
<input type="checkbox"/> SISTER	<input type="checkbox"/> MOTHER-IN-LAW	<input type="checkbox"/> HIRED MAN		
<input type="checkbox"/> FATHER	<input checked="" type="checkbox"/> SON-IN-LAW	<input type="checkbox"/> ROOMER		
<input type="checkbox"/> MOTHER	<input type="checkbox"/> DAUGHTER-IN-LAW	<input type="checkbox"/> SERVANT		
<input type="checkbox"/> GRANDSON	<input type="checkbox"/> BROTHER-IN-LAW	<input type="checkbox"/> OTHER (Specify)		
<input type="checkbox"/> GRANDDAUGHTER	<input type="checkbox"/> SISTER-IN-LAW			
<input type="checkbox"/> GRANDCHILD	<input type="checkbox"/> ORPHAN			

FORM 10 637
1910-CENSUS INDEX - INDIVIDUAL

U. S. DEPARTMENT OF COMMERCE
BUREAU OF THE CENSUS

TEXAS

W 314	HEAD OF FAMILY <i>Whetfield Bucky</i>		E.D. <i>79</i>	SHEET <i>14</i>
COLOR <i>B</i>	AGE <i>59</i>	BIRTHPLACE <i>La</i>	VOL. <i>18</i>	
COUNTY <i>Burleson</i>		CITY <i>1</i>		
OTHER MEMBERS OF FAMILY				
NAME		RELATIONSHIP	AGE	BIRTHPLACE
<i>Noble William</i>		<i>S</i>	<i>17</i>	
<i>Mary</i>		<i>D</i>	<i>38</i>	
<i>Rebecca</i>		<i>D</i>	<i>15</i>	
<i>Elizabeth</i>		<i>S</i>	<i>6</i>	

FORM 10 636
1910 CENSUS INDEX - FAMILY

U. S. DEPARTMENT OF COMMERCE
BUREAU OF THE CENSUS

TEXAS

(A) 511	HEAD OF FAMILY		E.D.	SHEET
	L. J. ...		12	113
COLOR	AGE	BIRTHPLACE	VOL.	
	22		12	
COUNTY	Harris		CITY Houston	
OTHER MEMBERS OF FAMILY				
	NAME	RELATIONSHIP	AGE	BIRTHPLACE
1	20	
	12	

FORM 10 636
1910 CENSUS INDEX - FAMILY

U. S. DEPARTMENT OF COMMERCE
BUREAU OF THE CENSUS

TEXAS

12314	HEAD OF FAMILY Whitfield B F.		E.D. 109	SHEET 94
COLOR W	AGE 62	BIRTHPLACE Ga	VOL. 50	
COUNTY Foard		CITY Cromwell		
OTHER MEMBERS OF FAMILY				
	NAME	RELATIONSHIP	AGE	BIRTHPLACE
	Sally M	W	58	
	Benjamin	S	15	
	Satys	D	11	

FORM 10 630
1910 CENSUS INDEX - FAMILY

U S DEPARTMENT OF COMMERCE
BUREAU OF THE CENSUS

TEXAS

W 314	NAME OF INDIVIDUAL Whitfield, Azalea		E.D. 141	SHEET 322
COLOR W	AGE 25	BIRTHPLACE		VOL. 101
COUNTY Matagorda		CITY Bay City		
ENUMERATED WITH Castleton, John				
RELATIONSHIP TO ABOVE				
<input type="checkbox"/> SON	<input type="checkbox"/> NEPHEW	<input type="checkbox"/> STEPSON		
<input type="checkbox"/> DAUGHTER	<input type="checkbox"/> NIECE	<input type="checkbox"/> STEPDAUGHTER		
<input type="checkbox"/> BROTHER	<input type="checkbox"/> FATHER-IN-LAW	<input type="checkbox"/> COUSIN		
<input type="checkbox"/> SISTER	<input type="checkbox"/> MOTHER-IN-LAW	<input type="checkbox"/> HIRED MAN		
<input type="checkbox"/> FATHER	<input type="checkbox"/> SON-IN-LAW	<input type="checkbox"/> ROOMER		
<input type="checkbox"/> MOTHER	<input type="checkbox"/> DAUGHTER-IN-LAW	<input type="checkbox"/> SERVANT		
<input type="checkbox"/> GRANDSON	<input type="checkbox"/> BROTHER-IN-LAW	<input type="checkbox"/> OTHER (Specify)		
<input type="checkbox"/> GRANDDAUGHTER	<input checked="" type="checkbox"/> SISTER-IN-LAW			
<input type="checkbox"/> GRANDCHILD	<input type="checkbox"/> ORPHAN			

FORM 10-637
1910 CENSUS INDEX - INDIVIDUAL

U. S. DEPARTMENT OF COMMERCE
BUREAU OF THE CENSUS

TEXAS

10374	HEAD OF FAMILY -		Whitfield Arthur		E.D.	SHEET
COLOR B	AGE 39	BIRTHPLACE			VOL. 35	
COUNTY	Dallas			CITY	Dallas	
OTHER MEMBERS OF FAMILY						
	NAME	RELATIONSHIP	AGE	BIRTHPLACE		
	Lulu	w	37			
	Mattie	d	20			

FORM 10 636
1910 CENSUS INDEX - FAMILY

U. S. DEPARTMENT OF COMMERCE
BUREAU OF THE CENSUS

TEXAS

1914		HEAD OF FAMILY		E.D.	SHEET
		C. H. Hifford, (Artemus)		22	378
COLOR	AGE	BIRTHPLACE		VOL.	
W	33	Ill.		78	
COUNTY	Erath		CITY		
Arbuckle					
OTHER MEMBERS OF FAMILY					
NAME		RELATIONSHIP	AGE	BIRTHPLACE	
E. H.		W	36		
William M.		S	14		
C. H. H. H.		S	14		
R. H. H.		S	9		
L. C.		S	14		
2 1/2					

FORM 10 636

1910 CENSUS INDEX - FAMILY

U. S. DEPARTMENT OF COMMERCE
BUREAU OF THE CENSUS

TEXAS

66324	HEAD OF FAMILY <i>W. H. Field Rich B</i>		E.D. <i>124</i>	SHEET <i>60</i>
CDOR <i>6</i>	AGE <i>42</i>	BIRTHPLACE	VOL. <i>114</i>	
COUNTY <i>Panola</i>	CITY			
OTHER MEMBERS OF FAMILY				
NAME		RELATIONSHIP	AGE	BIRTHPLACE
<i>1 Walter M</i>		<i>W</i>	<i>36</i>	

FORM NO 636
1910 CENSUS INDEX - FAMILY

U S DEPARTMENT OF COMMERCE
BUREAU OF THE CENSUS

TEXAS

W314		NAME OF INDIVIDUAL <i>Whitefield, Annie</i>		E.D. 144	SHEET 45
COLOR B	AGE 54	BIRTHPLACE Texas		VOL. 46	
COUNTY	CITY				
ENUMERATED WITH <i>Whitefield, Nise</i>					
RELATIONSHIP TO ABOVE					
<input type="checkbox"/> SON	<input type="checkbox"/> NEPHEW	<input type="checkbox"/> STEPSON			
<input type="checkbox"/> DAUGHTER	<input type="checkbox"/> NIECE	<input type="checkbox"/> STEPDAUGHTER			
<input type="checkbox"/> BROTHER	<input type="checkbox"/> FATHER-IN-LAW	<input type="checkbox"/> COUSIN			
<input checked="" type="checkbox"/> SISTER	<input type="checkbox"/> MOTHER-IN-LAW	<input type="checkbox"/> HIRED MAN			
<input type="checkbox"/> FATHER	<input type="checkbox"/> SON-IN-LAW	<input type="checkbox"/> ROOMER			
<input type="checkbox"/> MOTHER	<input type="checkbox"/> DAUGHTER-IN-LAW	<input type="checkbox"/> SERVANT			
<input type="checkbox"/> GRANDSON	<input type="checkbox"/> BROTHER-IN-LAW	<input type="checkbox"/> OTHER (Specify)			
<input type="checkbox"/> GRANDDAUGHTER	<input type="checkbox"/> SISTER-IN-LAW				
<input type="checkbox"/> GRANDCHILD	<input type="checkbox"/> ORPHAN				

FORM 10-637
1910 CENSUS INDEX - INDIVIDUAL

U. S. DEPARTMENT OF COMMERCE
BUREAU OF THE CENSUS

TEXAS

11314		NAME OF INDIVIDUAL W. Welfield Annie		E.D.	SHEET
COLOR Mu	AGE 18	BIRTHPLACE		30	5
COUNTY		CITY		70	
ENUMERATED WITH		Cass			
RELATIONSHIP TO ABOVE		Daughter Scott			
<input type="checkbox"/> SON	<input type="checkbox"/> NEPHEW	<input type="checkbox"/> STEPSON			
<input checked="" type="checkbox"/> DAUGHTER	<input type="checkbox"/> NIECE	<input type="checkbox"/> STEPDAUGHTER			
<input type="checkbox"/> BROTHER	<input type="checkbox"/> FATHER-IN-LAW	<input type="checkbox"/> COUSIN			
<input type="checkbox"/> SISTER	<input type="checkbox"/> MOTHER-IN-LAW	<input type="checkbox"/> HIRED MAN			
<input type="checkbox"/> FATHER	<input type="checkbox"/> SON-IN-LAW	<input type="checkbox"/> ROOMER			
<input checked="" type="checkbox"/> MOTHER	<input type="checkbox"/> DAUGHTER-IN-LAW	<input type="checkbox"/> SERVANT			
<input type="checkbox"/> GRANDSON	<input type="checkbox"/> BROTHER-IN-LAW	<input type="checkbox"/> OTHER (Specify)	5		
<input type="checkbox"/> GRANDDAUGHTER	<input type="checkbox"/> SISTER-IN-LAW				
<input type="checkbox"/> GRANDCHILD	<input type="checkbox"/> ORPHAN				

FORM 10 637
1910 CENSUS INDEX - INDIVIDUAL

U S DEPARTMENT OF COMMERCE
BUREAU OF THE CENSUS

TEXAS

W314	HEAD OF FAMILY		E.D.	SHEET
	Whitfield Andy		132	342
COLOR	AGE	BIRTHPLACE	VOL.	
W	26	Ky.	47	
COUNTY	Ellis		CITY	
OTHER MEMBERS OF FAMILY				
NAME		RELATIONSHIP	AGE	BIRTHPLACE
None		W	24	

FORM-10 636

1910 CENSUS INDEX - FAMILY

U. S. DEPARTMENT OF COMMERCE
BUREAU OF THE CENSUS

TEXAS

U. 314	HEAD OF FAMILY <i>W. Mitchell, Anderson</i>		E.D. 43	SHEET 18
COLOR <i>W</i>	AGE 43	BIRTHPLACE <i>Pa.</i>	VOL. 121	
COUNTY	RUSK		CITY	
OTHER MEMBERS OF FAMILY				
NAME		RELATIONSHIP	AGE	BIRTHPLACE
<i>Helen B</i>		<i>W</i>	39	<i>Miss</i>
<i>Margaret</i>		<i>D</i>	12	
<i>Eduwin</i>		<i>S</i>	9	<i>Pa.</i>
<i>Florence</i>		<i>D</i>	5	<i>Ky</i>
<i>Urena Ruth</i>		<i>D</i>	3	<i>Pa.</i>

FORM 10-636
1910 CENSUS INDEX - FAMILY

U. S. DEPARTMENT OF COMMERCE
BUREAU OF THE CENSUS

TEXAS

W 314	HEAD OF FAMILY G. Kittfield Anderson		E.D. 23	SHEET 310
COLOR W	AGE 30	BIRTHPLACE		VOL. 48
COUNTY Erath		CITY		
OTHER MEMBERS OF FAMILY				
NAME		RELATIONSHIP	AGE	BIRTHPLACE
J. E. A. M.		W	21	
A. M. A. P.		W	1	

FORM 10-636
1910 CENSUS INDEX - FAMILYU.S. DEPARTMENT OF COMMERCE
BUREAU OF THE CENSUS

TEXAS

W 314		HEAD OF FAMILY		E.O.	SHEET
Whitfield Amanda				19	3
COLOR	AGE	BIRTHPLACE		VOL.	
Mm	67	Co.		28	
COUNTY			CITY		
Colorado					
OTHER MEMBERS OF FAMILY					
NAME		RELATIONSHIP	AGE	BIRTHPLACE	
Living alone.					

FORM 10-636
1910 CENSUS INDEX - FAMILY

U.S. DEPARTMENT OF COMMERCE
BUREAU OF THE CENSUS

TEXAS

W 314	NAME OF INDIVIDUAL <i>W. Whitfield, Alvin</i>		E.D. 100	SHEET 76
COLOR <i>W</i>	AGE <i>16</i>	BIRTHPLACE	VOL. <i>122</i>	
COUNTY <i>San Jacinto</i>		CITY		
ENUMERATED WITH <i>Palmer, John M</i>				
RELATIONSHIP TO ABOVE				
<input type="checkbox"/> SON	<input type="checkbox"/> NEPHEW	<input type="checkbox"/> STEPSON		
<input type="checkbox"/> DAUGHTER	<input type="checkbox"/> NIECE	<input type="checkbox"/> STEPDAUGHTER		
<input type="checkbox"/> BROTHER	<input type="checkbox"/> FATHER-IN-LAW	<input type="checkbox"/> COUSIN		
<input type="checkbox"/> SISTER	<input type="checkbox"/> MOTHER-IN-LAW	<input type="checkbox"/> HIRED MAN		
<input type="checkbox"/> FATHER	<input type="checkbox"/> SON-IN-LAW	<input type="checkbox"/> ROOMER		
<input type="checkbox"/> MOTHER	<input type="checkbox"/> DAUGHTER-IN-LAW	<input type="checkbox"/> SERVANT		
<input type="checkbox"/> GRANDSON	<input type="checkbox"/> BROTHER-IN-LAW	<input type="checkbox"/> OTHER (Specify)		
<input type="checkbox"/> GRANDDAUGHTER	<input type="checkbox"/> SISTER-IN-LAW			
<input type="checkbox"/> GRANDCHILD	<input checked="" type="checkbox"/> ORPHAN <i>child</i>			

FORM 16-437 (8-18-62)

U.S. DEPARTMENT OF COMMERCE
BUREAU OF THE CENSUS

1910. CENSUS INDEX - INDIVIDUAL

© GPO : 1962 O-641485

TEXAS

12314	HEAD OF FAMILY Whitfield, Albie M.		E.D. 130	SHEET 332
COLOR W	AGE 53	BIRTHPLACE Mo.	VOL. 65	
COUNTY J	Hardeman		CITY Zuñunah	
OTHER MEMBERS OF FAMILY				
	NAME	RELATIONSHIP	AGE	BIRTHPLACE
	John M.	S	23	
	William E.	S	13	ark
	4 2 B			

FORM 10-636
1910 CENSUS INDEX - FAMILY

U.S. DEPARTMENT OF COMMERCE
BUREAU OF THE CENSUS

TEXAS

10314	HEAD OF FAMILY Whitfield Allen		K.D. 119	SHEET 123
COLOR B	AGE 67	BIRTHPLACE Williamson	VOL. 143	
COUNTY	CITY			
OTHER MEMBERS OF FAMILY				
NAME		RELATION- SHIP	AGE	BIRTHPLACE
Wife		W	38	Missouri
James L			16	

FORM 10-636

1910 CENSUS INDEX - FAMILY

U S DEPARTMENT OF COMMERCE
BUREAU OF THE CENSUS

TEXAS

W 914		NAME OF INDIVIDUAL W. L. Collier		S. O.		SHEET 4-4	
COLOR W	AGE 23	BIRTHPLACE		VOL. 1-8			
COUNTY Robertson				CITY			
ENUMERATED WITH L. King, Landing							
RELATIONSHIP TO ABOVE							
<input type="checkbox"/> SON	<input type="checkbox"/> NEPHEW	<input type="checkbox"/> STEPSON					
<input type="checkbox"/> DAUGHTER	<input type="checkbox"/> NIECE	<input type="checkbox"/> STEPDAUGHTER					
<input type="checkbox"/> BROTHER	<input type="checkbox"/> FATHER-IN-LAW	<input type="checkbox"/> COUSIN					
<input type="checkbox"/> SISTER	<input type="checkbox"/> MOTHER-IN-LAW	<input type="checkbox"/> HIRED MAN					
<input type="checkbox"/> FATHER	<input type="checkbox"/> SON-IN-LAW	<input type="checkbox"/> ROOMER					
<input type="checkbox"/> MOTHER	<input type="checkbox"/> DAUGHTER-IN-LAW	<input type="checkbox"/> SERVANT					
<input type="checkbox"/> GRANDSON	<input type="checkbox"/> BROTHER-IN-LAW	<input type="checkbox"/> OTHER (Specify)					
<input type="checkbox"/> GRANDDAUGHTER	<input type="checkbox"/> SISTER-IN-LAW						
<input type="checkbox"/> GRANDCHILD	<input type="checkbox"/> ORPHAN						

FORM 10 637
1910 CENSUS INDEX - INDIVIDUAL

U. S. DEPARTMENT OF COMMERCE
BUREAU OF THE CENSUS

TEXAS

10314		HEAD OF FAMILY		L. H. Fields Belmont		E.D.	SHEET
COLOR	10'	AGE	22	BIRTHPLACE		761	15
COUNTY				Hill		VOL. 75	
				CITY			
OTHER MEMBERS OF FAMILY							
NAME		RELATIONSHIP	AGE	BIRTHPLACE			
1. B. ...		B	20				
2.	18				

FORM 10-636
 1910 CENSUS INDEX - FAMILY

U S DEPARTMENT OF COMMERCE
 BUREAU OF THE CENSUS

TEXAS

11/3/11	NAME OF INDIVIDUAL <i>W. Whitfield, Robert</i>		E.G. <i>22</i>	SHEET <i>408</i>
COLOR <i>W</i>	AGE <i>19</i>	BIRTHPLACE <i>Irish</i>	VOL. <i>48</i>	
COUNTY	<i>Cruth</i>	CITY		
ENUMERATED WITH <i>W. Whitfield, John</i>				
RELATIONSHIP TO ABOVE				
<input type="checkbox"/> SON	<input type="checkbox"/> NEPHEW	<input type="checkbox"/> STEPSON		
<input type="checkbox"/> DAUGHTER	<input type="checkbox"/> NIECE	<input type="checkbox"/> STEPDAUGHTER		
<input checked="" type="checkbox"/> BROTHER	<input type="checkbox"/> FATHER-IN-LAW	<input type="checkbox"/> COUSIN		
<input type="checkbox"/> SISTER	<input type="checkbox"/> MOTHER-IN-LAW	<input type="checkbox"/> HIRED MAN		
<input type="checkbox"/> FATHER	<input type="checkbox"/> SON-IN-LAW	<input type="checkbox"/> ROOMER		
<input type="checkbox"/> MOTHER	<input type="checkbox"/> DAUGHTER-IN-LAW	<input type="checkbox"/> SERVANT		
<input type="checkbox"/> GRANDSON	<input type="checkbox"/> BROTHER-IN-LAW	<input type="checkbox"/> OTHER (Specify)		
<input type="checkbox"/> GRANDDAUGHTER	<input type="checkbox"/> SISTER-IN-LAW			
<input type="checkbox"/> GRANDCHILD	<input type="checkbox"/> ORPHAN			

FORM 10 637
1910 CENSUS INDEX - INDIVIDUAL

U.S. DEPARTMENT OF COMMERCE
BUREAU OF THE CENSUS

TEXAS

W 314		HEAD OF FAMILY		Whitehead Adeline		E.D.	SHEET
COLOR	W	AGE	65	BIRTHPLACE	Ala	VOL.	27
COUNTY			Collin	CITY			
				Nicada			
OTHER MEMBERS OF FAMILY							
NAME		RELATIONSHIP	AGE	BIRTHPLACE			
Adeline							

TEXAS

W 314		NAME OF INDIVIDUAL Wheatfall Addie		E.D. 35	SHEET 199
COLOR B	AGE 15	BIRTHPLACE		VOL. 8	
COUNTY Grimes			CITY		
ENUMERATED WITH Wheatfall L. A.					
RELATIONSHIP TO ABOVE					
<input type="checkbox"/> SON	<input type="checkbox"/> NEPHEW	<input type="checkbox"/> STEPSON			
<input type="checkbox"/> DAUGHTER	<input type="checkbox"/> NIECE	<input type="checkbox"/> STEPDAUGHTER			
<input type="checkbox"/> BROTHER	<input type="checkbox"/> FATHER-IN-LAW	<input type="checkbox"/> COUSIN			
<input checked="" type="checkbox"/> SISTER	<input type="checkbox"/> MOTHER-IN-LAW	<input type="checkbox"/> HIRED MAN			
<input type="checkbox"/> FATHER	<input type="checkbox"/> SON-IN-LAW	<input type="checkbox"/> ROOMER			
<input type="checkbox"/> MOTHER	<input type="checkbox"/> DAUGHTER-IN-LAW	<input type="checkbox"/> SERVANT			
<input type="checkbox"/> GRANDSON	<input type="checkbox"/> BROTHER-IN-LAW	<input type="checkbox"/> OTHER (Specify)			
<input type="checkbox"/> GRANDDAUGHTER	<input type="checkbox"/> SISTER-IN-LAW	_____			
<input type="checkbox"/> GRANDCHILD	<input type="checkbox"/> ORPHAN	_____			

FORM 10-637
1910 CENSUS INDEX - INDIVIDUAL

U. S. DEPARTMENT OF COMMERCE
BUREAU OF THE CENSUS

TEXAS

10314	HEAD OF FAMILY		Whitfield Adam		E.D.	SHEET
COLOR	AGE	BIRTHPLACE		VOL.		
13	27	Colorado		30		28
COUNTY			CITY			
OTHER MEMBERS OF FAMILY						
NAME		RELATIONSHIP	AGE	BIRTHPLACE		
M. Annie		W	32			

FORM 10-636,
1910 CENSUS INDEX - FAMILYU.S. DEPARTMENT OF COMMERCE
BUREAU OF THE CENSUS

TEXAS

W314	NAME OF INDIVIDUAL Wheatfall Adams		E.D. 35	SHEET 199
COLOR B.	AGE 20	BIRTHPLACE	VOL. 38	
COUNTY Grimes		CITY 1		
ENUMERATED WITH Wheatfall Adams				
RELATIONSHIP TO ABOVE				
<input type="checkbox"/> SON	<input type="checkbox"/> NEPHEW	<input type="checkbox"/> STEPSON		
<input type="checkbox"/> DAUGHTER	<input type="checkbox"/> NIECE	<input type="checkbox"/> STEPDAUGHTER		
<input checked="" type="checkbox"/> BROTHER	<input type="checkbox"/> FATHER-IN-LAW	<input type="checkbox"/> COUSIN		
<input type="checkbox"/> SISTER	<input type="checkbox"/> MOTHER-IN-LAW	<input type="checkbox"/> HIRED MAN		
<input type="checkbox"/> FATHER	<input type="checkbox"/> SON-IN-LAW	<input type="checkbox"/> ROOMER		
<input type="checkbox"/> MOTHER	<input type="checkbox"/> DAUGHTER-IN-LAW	<input type="checkbox"/> SERVANT		
<input type="checkbox"/> GRANDSON	<input type="checkbox"/> BROTHER-IN-LAW	<input type="checkbox"/> OTHER (Specify)		
<input type="checkbox"/> GRANDDAUGHTER	<input type="checkbox"/> SISTER-IN-LAW			
<input type="checkbox"/> GRANDCHILD	<input type="checkbox"/> ORPHAN			

FORM 10-637
1910 CENSUS INDEX - INDIVIDUAL

U S DEPARTMENT OF COMMERCE
BUREAU OF THE CENSUS

TEXAS

W314		NAME OF INDIVIDUAL Whitfield Abie		E.D. 130	SHEET 1-2
COLOR W	AGE 21	BIRTHPLACE		VOL. 13 F	
COUNTY			CITY Uvalde		
ENUMERATED WITH Cokerman Abie D					
RELATIONSHIP TO ABOVE					
<input type="checkbox"/> SON	<input type="checkbox"/> NEMHEW	<input type="checkbox"/> STEPSON			
<input type="checkbox"/> DAUGHTER	<input checked="" type="checkbox"/> NIECE	<input type="checkbox"/> STEPDAUGHTER			
<input type="checkbox"/> BROTHER	<input type="checkbox"/> FATHER-IN-LAW	<input type="checkbox"/> COUSIN			
<input type="checkbox"/> SISTER	<input type="checkbox"/> MOTHER-IN-LAW	<input type="checkbox"/> HIREE MAN			
<input type="checkbox"/> FATHER	<input type="checkbox"/> SON-IN-LAW	<input type="checkbox"/> ROOMER			
<input type="checkbox"/> MOTHER	<input type="checkbox"/> DAUGHTER-IN-LAW	<input type="checkbox"/> SERVANT			
<input type="checkbox"/> GRANDSON	<input type="checkbox"/> BROTHER-IN-LAW	<input type="checkbox"/> OTHER (Specify)			
<input type="checkbox"/> GRANDDAUGHTER	<input type="checkbox"/> SISTER-IN-LAW				
<input type="checkbox"/> GRANDCHILD	<input type="checkbox"/> ORPHAN				

FORM BC-627 (5-9-07)
FORMERLY 10-627

1910 CENSUS INDEX - INDIVIDUAL

U.S. DEPARTMENT OF COMMERCE
BUREAU OF THE CENSUS

TEXAS

W314		HEAD OF FAMILY		Whitfill, Obe		E.D.	SHEET
						132	124
COLOR	AGE	BIRTHPLACE				VOL.	
W	22	Ky				47	
COUNTY	-		Ellis	CITY		1	
OTHER MEMBERS OF FAMILY							
NAME		RELATIONSHIP	AGE	BIRTHPLACE			
1 Jossie		W	22	Ala			
1 Lola M		D	3				
+ 1 Sc							

FORM 10-636

1910 CENSUS INDEX - FAMILY

U. S. DEPARTMENT OF COMMERCE
BUREAU OF THE CENSUS


TEXAS

0314	HEAD OF FAMILY Whitefield Aalene		E.D. 30	SHEET 1
COLOR	AGE 34	BIRTHPLACE	VOL. 23	
COUNTY	Cherokee		CITY	
OTHER MEMBERS OF FAMILY				
NAME		RELATION- SHIP	AGE	BIRTHPLACE
1 Wood B		S	16	
1 M M				

FORM 10 636
1910 CENSUS INDEX - FAMILY

U. S. DEPARTMENT OF COMMERCE
BUREAU OF THE CENSUS

TEXAS

10314	HEAD OF FAMILY Whitefield, A.S.		E.O. 412	SHEET 159
COLOR W	AGE 29	BIRTHPLACE	VOL. 46	
COUNTY	Ella		CITY	
OTHER MEMBERS OF FAMILY				
NAME		RELATIONSHIP	AGE	BIRTHPLACE
Zelpha		W.	28	
Addie Lee			7	
J. L.		S	5	
Elwood		S	4	
82711				

FORM 10 636
1910 CENSUS INDEX - FAMILYU.S. DEPARTMENT OF COMMERCE
BUREAU OF THE CENSUS

TEXAS

W 314	HEAD OF FAMILY W. Butfield A.B.		E.D. 55	SHEET 51
COLOR W	AGE 38	BIRTHPLACE	VOL. 67	
COUNTY Harris		CITY Houston		
OTHER MEMBERS OF FAMILY				
NAME		RELATIONSHIP	AGE	BIRTHPLACE
+ 1930				

FORM 10 636

1910 CENSUS INDEX - FAMILY

U S DEPARTMENT OF COMMERCE
BUREAU OF THE CENSUS

TEXAS

W314		NAME OF INDIVIDUAL		TEXAS	
COLOR	AGE	BIRTHPLACE	E.D.	SHEET	
3 -	43	Burleson	17	11	
COUNTY	CITY		VOL.		
				18	
ENUMERATED WITH					
RELATIONSHIP TO ABOVE					
<input type="checkbox"/> SON <input type="checkbox"/> DAUGHTER <input type="checkbox"/> BROTHER <input type="checkbox"/> SISTER <input type="checkbox"/> FATHER <input type="checkbox"/> MOTHER <input type="checkbox"/> GRANDSON <input type="checkbox"/> GRANDDAUGHTER <input type="checkbox"/> GRANDCHILD		<input type="checkbox"/> NEPHEW <input type="checkbox"/> NIECE <input type="checkbox"/> FATHER-IN-LAW <input type="checkbox"/> MOTHER-IN-LAW <input type="checkbox"/> SON-IN-LAW <input type="checkbox"/> DAUGHTER-IN-LAW <input type="checkbox"/> BROTHER-IN-LAW <input type="checkbox"/> SISTER-IN-LAW <input type="checkbox"/> ORPHAN		<input type="checkbox"/> STEPSON <input type="checkbox"/> STEPDAUGHTER <input type="checkbox"/> COUSIN <input type="checkbox"/> HIRED MAN <input type="checkbox"/> ROOMER <input type="checkbox"/> SERVANT <input type="checkbox"/> OTHER (Specify)	

FORM 10 637
 1910 CENSUS INDEX - INDIVIDUAL

U. S. DEPARTMENT OF COMMERCE
 BUREAU OF THE CENSUS

dbl 314

dbl 314

Soudex
Quick as a Flash

Trade Mark Reg.
In U. S. Pat. Office

A SERVICE

Sold and Installed Exclusively by the
Library Bureau Division
Huntington Beach, Inc.

Patent Nos.

No: 15,562	1,438,668
1,207,220	1,438,664
1,224,319	1,431,744

Printed in U. S. A.

TEXAS

W 312	NAME OF INDIVIDUAL Whiteback Zbor		E.D. 110	SHEET 269
COLOR W	AGE 75	BIRTHPLACE	VOL. 106	
COUNTY Morris		CITY		
ENUMERATED WITH Liget Eva Mrs				
RELATIONSHIP TO ABOVE				
<input type="checkbox"/> SON	<input type="checkbox"/> NEPHEW	<input type="checkbox"/> STEPSON		
<input type="checkbox"/> DAUGHTER	<input type="checkbox"/> NIECE	<input type="checkbox"/> STEPDAUGHTER		
<input type="checkbox"/> BROTHER	<input type="checkbox"/> FATHER-IN-LAW	<input type="checkbox"/> COUSIN		
<input type="checkbox"/> SISTER	<input type="checkbox"/> MOTHER-IN-LAW	<input type="checkbox"/> HIRED MAN		
<input type="checkbox"/> FATHER	<input type="checkbox"/> SON-IN-LAW	<input type="checkbox"/> ROOMER		
<input checked="" type="checkbox"/> MOTHER	<input type="checkbox"/> DAUGHTER-IN-LAW	<input type="checkbox"/> SERVANT		
<input type="checkbox"/> GRANDSON	<input type="checkbox"/> BROTHER-IN-LAW	<input type="checkbox"/> OTHER (Specify)		
<input type="checkbox"/> GRANDDAUGHTER	<input type="checkbox"/> SISTER-IN-LAW			
<input type="checkbox"/> GRANDCHILD	<input type="checkbox"/> ORPHAN			

FORM 10 637
1910 CENSUS INDEX - INDIVIDUAL

U. S. DEPARTMENT OF COMMERCE
BUREAU OF THE CENSUS

TEXAS

HOUSEHOLD FAMILY NO. 10011		DISTRICT NO. 111		COUNTY 111		CITY 111		STATE 111	
OTHER MEMBERS OF FAMILY									
NAME		RELATIONSHIP		AGE		BIRTHPLACE			

FORM 10 636
1910 CENSUS INDEX - FAMILY

U. S. DEPARTMENT OF COMMERCE
BUREAU OF THE CENSUS

TEXAS

2313	HEAD OF FAMILY		E.D.	SHEET
COLOR	AGE	BIRTHPLACE	224	57
COUNTY	48	Tex	VOL.	116
Schleicher		CITY		
OTHER MEMBERS OF FAMILY				
NAME		RELATIONSHIP	AGE	BIRTHPLACE
Magnolia		w	41	
Lena		w	20	
Mary		s	18	
Robertson, Henry		1 d	14	Tenn.

FORM 10-038

1910 CENSUS INDEX - FAMILY

U. S. DEPARTMENT OF COMMERCE
BUREAU OF THE CENSUS

TEXAS

W 312	HEAD OF FAMILY Notipka, Henzle		E.D. 22	SHEET 1
COLOR W	AGE 28	BIRTHPLACE	VOL. 18	
COUNTY Burlison	CITY			
OTHER MEMBERS OF FAMILY				
NAME		RELATIONSHIP	AGE	BIRTHPLACE
Emily		W	27	
Nola		D	5	
Arnie		D	3	
Henry		S	1 1/2	

FORM 10 636
1910 CENSUS INDEX - FAMILY

U. S. DEPARTMENT OF COMMERCE
BUREAU OF THE CENSUS

TEXAS

11312		HEAD OF FAMILY		Wateake Wenzel or		E.D.	SHEET
COLOR	W	AGE	72	BIRTHPLACE	Austria	VOL.	3
COUNTY			Austin		CITY		
OTHER MEMBERS OF FAMILY							
NAME		RELATIONSHIP	AGE	BIRTHPLACE			
John		S	40				
Wenzel or		S	38				
Francisca		D	25				
Marie		-D	22				

FORM 10-636-
1910 CENSUS INDEX - FAMILY

U.S. DEPARTMENT OF COMMERCE
BUREAU OF THE CENSUS

TEXAS

W312	HEAD OF FAMILY		W. Tripka, Vera		E.D.	SHEET
COLOR	W	AGE	BIRTHPLACE		VOL.	
COUNTY		36	Austria		28	
			Colorado	CITY		
OTHER MEMBERS OF FAMILY						
	NAME	RELATIONSHIP	AGE	BIRTHPLACE		
	lives alone					

FORM 10-636

1910 CENSUS INDEX - FAMILY

U. S. DEPARTMENT OF COMMERCE
BUREAU OF THE CENSUS

TEXAS

W312	NAME OF INDIVIDUAL Watioka Sapieha		E.D. 50	SHEET 134
COLOR W	AGE 35	BIRTHPLACE	VOL. 51	
COUNTY Fayette	CITY La Grange			
ENUMERATED WITH - Waneke Lad V				
RELATIONSHIP TO ABOVE				
<input type="checkbox"/> SON	<input type="checkbox"/> NEPHEW	<input type="checkbox"/> STEPSON		
<input type="checkbox"/> DAUGHTER	<input type="checkbox"/> NIECE	<input type="checkbox"/> STEPDAUGHTER		
<input type="checkbox"/> BROTHER	<input type="checkbox"/> FATHER-IN-LAW	<input type="checkbox"/> COUSIN		
<input type="checkbox"/> SISTER	<input type="checkbox"/> MOTHER-IN-LAW	<input type="checkbox"/> HIRED MAN		
<input type="checkbox"/> FATHER	<input type="checkbox"/> SON-IN-LAW	<input type="checkbox"/> ROOMER		
<input type="checkbox"/> MOTHER	<input type="checkbox"/> DAUGHTER-IN-LAW	<input checked="" type="checkbox"/> SERVANT		
<input type="checkbox"/> GRANDSON	<input type="checkbox"/> BROTHER-IN-LAW	<input type="checkbox"/> OTHER (Specify)		
<input type="checkbox"/> GRANDDAUGHTER	<input type="checkbox"/> SISTER-IN-LAW			
<input type="checkbox"/> GRANDCHILD	<input type="checkbox"/> ORPHAN			

FORM 10-637
1910 CENSUS INDEX - INDIVIDUAL

U.S. DEPARTMENT OF COMMERCE
BUREAU OF THE CENSUS

TEXAS

W310	NAME OF INDIVIDUAL <i>Whitby Sid</i>		E.D. <i>59</i>	SHEET <i>409</i>
COLOR <i>W</i>	AGE <i>36</i>	BIRTHPLACE <i>Cal</i>	VOL. <i>136</i>	
COUNTY <i>Travis</i>	CITY			
ENUMERATED WITH <i>Whitby Charley</i>				
RELATIONSHIP TO ABOVE				
<input type="checkbox"/> SON	<input type="checkbox"/> NEPHEW	<input type="checkbox"/> STEPSON		
<input type="checkbox"/> DAUGHTER	<input type="checkbox"/> NIECE	<input type="checkbox"/> STEPDAUGHTER		
<input checked="" type="checkbox"/> BROTHER	<input type="checkbox"/> FATHER-IN-LAW	<input type="checkbox"/> COUSIN		
<input type="checkbox"/> SISTER	<input type="checkbox"/> MOTHER-IN-LAW	<input type="checkbox"/> HIRED MAN		
<input type="checkbox"/> FATHER	<input type="checkbox"/> SON-IN-LAW	<input type="checkbox"/> ROOMER		
<input type="checkbox"/> MOTHER	<input type="checkbox"/> DAUGHTER-IN-LAW	<input type="checkbox"/> SERVANT		
<input type="checkbox"/> GRANDSON	<input type="checkbox"/> BROTHER-IN-LAW	<input type="checkbox"/> OTHER (<i>Specify</i>)		
<input type="checkbox"/> GRANDDAUGHTER	<input type="checkbox"/> SISTER-IN-LAW			
<input type="checkbox"/> GRANDCHILD	<input type="checkbox"/> ORPHAN			

FORM 10-637
1910 CENSUS INDEX - INDIVIDUAL

U. S. DEPARTMENT OF COMMERCE
BUREAU OF THE CENSUS

TEXAS

LU310	HEAD OF FAMILY <i>Wischoff, Samuel</i>		E.D. 147	SHEET 59
COLOR <i>W</i>	AGE <i>24</i>	BIRTHPLACE		VOL. <i>145</i>
COUNTY	<i>Webb</i>		CITY <i>Terrell</i>	
OTHER MEMBERS OF FAMILY				
NAME		RELATIONSHIP	AGE	BIRTHPLACE
<i>Maria</i>		<i>W</i>	<i>9</i>	<i>Terrell</i>
<i>Sally</i>		<i>D</i>	<i>2</i>	
<i>J. Le</i>				

FORM 10 636
1910 CENSUS INDEX - FAMILY

U S DEPARTMENT OF COMMERCE
BUREAU OF THE CENSUS

NAME OF INDIVIDUAL			TEXAS	
W 3 10	Woodruff		Ruth	E.D. SHEET
COLOR	AGE	BIRTHPLACE	107	197
W	20	Pa	VOL.	
COUNTY	Trinity		138	
ENUMERATED WITH				
Anderson J C				
RELATIONSHIP TO ABOVE				
<input type="checkbox"/> SON	<input type="checkbox"/> NEPHEW	<input type="checkbox"/> STEPSON		
<input type="checkbox"/> DAUGHTER	<input checked="" type="checkbox"/> NIECE	<input type="checkbox"/> STEPDAUGHTER		
<input type="checkbox"/> BROTHER	<input type="checkbox"/> FATHER-IN-LAW	<input type="checkbox"/> COUSIN		
<input type="checkbox"/> SISTER	<input type="checkbox"/> MOTHER-IN-LAW	<input type="checkbox"/> HIRED MAN		
<input type="checkbox"/> FATHER	<input type="checkbox"/> SON-IN-LAW	<input type="checkbox"/> ROOMER		
<input type="checkbox"/> MOTHER	<input type="checkbox"/> DAUGHTER-IN-LAW	<input type="checkbox"/> SERVANT		
<input type="checkbox"/> GRANDSON	<input type="checkbox"/> BROTHER-IN-LAW	<input type="checkbox"/> OTHER (Specify)		
<input type="checkbox"/> GRANDDAUGHTER	<input type="checkbox"/> SISTER-IN-LAW	<input type="checkbox"/>		
<input type="checkbox"/> GRANDCHILD	<input type="checkbox"/> ORPHAN	<input type="checkbox"/>		

FORM BC-627 (5-5-87)
FORMERLY 10-637

1910 CENSUS INDEX - INDIVIDUAL

U.S. DEPARTMENT OF COMMERCE
BUREAU OF THE CENSUS

TEXAS

W 310		HEAD OF FAMILY		E.O.	SHEET
W 310		Whitby Rufus		B	34
COLOR	AGE	BIRTHPLACE		VOL.	
B	30			37	
COUNTY	GoMad		CITY		
OTHER MEMBERS OF FAMILY					
NAME		RELATION- SHIP	AGE	BIRTHPLACE	
Belbe		W	48		
Anna		D	22		
Ralph		S	17		
Hattie		D	12		

FORM 100-630

1910 CENSUS INDEX - FAMILY

U. S. DEPARTMENT OF COMMERCE
BUREAU OF THE CENSUS

TEXAS

W 312	HEAD OF FAMILY V. L. K. Rose Mrs		E.D. 48	SHEET 106
COLOR W	AGE 47	BIRTHPLACE N.Y.		VOL. 9
COUNTY Bexar.		CITY San Antonio		
OTHER MEMBERS OF FAMILY				
NAME		RELATION- SHIP	AGE	BIRTHPLACE
Hazel		D	20	N.Y.
Charles		S	16	N.Y.

FORM 10 638
1910 CENSUS INDEX - FAMILY

U S DEPARTMENT OF COMMERCE
BUREAU OF THE CENSUS

TEXAS

W 312	NAME OF INDIVIDUAL Wotipka Roman B.		E.O. 66	SHEET 387
COLOR W	AGE 24	BIRTHPLACE	VOL. 51	
COUNTY Fayette		CITY		
ENUMERATED WITH Wotipka, Frank B.				
RELATIONSHIP TO ABOVE				
<input type="checkbox"/> SON	<input type="checkbox"/> NEPHEW	<input type="checkbox"/> STEPSON		
<input type="checkbox"/> DAUGHTER	<input type="checkbox"/> NIECE	<input type="checkbox"/> STEPDAUGHTER		
<input type="checkbox"/> BROTHER	<input type="checkbox"/> FATHER-IN-LAW	<input checked="" type="checkbox"/> COUSIN		
<input type="checkbox"/> SISTER	<input type="checkbox"/> MOTHER-IN-LAW	<input type="checkbox"/> HIRED MAN		
<input type="checkbox"/> FATHER	<input type="checkbox"/> SON-IN-LAW	<input type="checkbox"/> ROOMER		
<input type="checkbox"/> MOTHER	<input type="checkbox"/> DAUGHTER-IN-LAW	<input type="checkbox"/> SERVANT		
<input type="checkbox"/> GRANDSON	<input type="checkbox"/> BROTHER-IN-LAW	<input type="checkbox"/> OTHER (Specify)		
<input type="checkbox"/> GRANDDAUGHTER	<input type="checkbox"/> SISTER-IN-LAW			
<input type="checkbox"/> GRANDCHILD	<input type="checkbox"/> ORPHAN			

FORM 10-637
1910 CENSUS INDEX - INDIVIDUAL

U.S. DEPARTMENT OF COMMERCE
BUREAU OF THE CENSUS

TEXAS

W312	HEAD OF FAMILY Mtipka Roman		E.O. 133	SHEET 132
COLOR 25	AGE 54	BIRTHPLACE	VOL. 99	
COUNTY LAVACA	CITY			
OTHER MEMBERS OF FAMILY				
NAME		RELATIONSHIP	AGE	BIRTHPLACE
Barbara		W	49	Aust
Annie		D	26	
L. G. W.		S	19	
Edward		S	18	

FORM 10 636
1910 CENSUS INDEX - FAMILY

U. S. DEPARTMENT OF COMMERCE
BUREAU OF THE CENSUS

TEXAS

W 310		NAME OF INDIVIDUAL Whitby Philena		E. D. 72	SHEET 362
COLOR B	AGE 17	BIRTHPLACE		VOL. 57	
COUNTY Goliad		CITY			
ENUMERATED WITH Whitby Maria					
RELATIONSHIP TO ABOVE					
<input type="checkbox"/> SON	<input type="checkbox"/> NEPHEW	<input type="checkbox"/> STEPSON			
<input type="checkbox"/> DAUGHTER	<input type="checkbox"/> NIECE	<input type="checkbox"/> STEPDAUGHTER			
<input type="checkbox"/> BROTHER	<input type="checkbox"/> FATHER-IN-LAW	<input type="checkbox"/> COUSIN			
<input type="checkbox"/> SISTER	<input type="checkbox"/> MOTHER-IN-LAW	<input type="checkbox"/> HIRED MAN			
<input type="checkbox"/> FATHER	<input type="checkbox"/> SON-IN-LAW	<input type="checkbox"/> ROOMER			
<input type="checkbox"/> MOTHER	<input checked="" type="checkbox"/> DAUGHTER-IN-LAW	<input type="checkbox"/> SERVANT			
<input type="checkbox"/> GRANDSON	<input type="checkbox"/> BROTHER-IN-LAW	<input type="checkbox"/> OTHER (Specify)			
<input type="checkbox"/> GRANDDAUGHTER	<input type="checkbox"/> SISTER-IN-LAW				
<input type="checkbox"/> GRANDCHILD	<input type="checkbox"/> ORPHAN				

FORM 10-637
1910 CENSUS INDEX - INDIVIDUAL

U. S. DEPARTMENT OF COMMERCE
BUREAU OF THE CENSUS

TEXAS

W 310	HEAD OF FAMILY <i>Wittorie Peter R</i>		E.D. <i>54</i>	SHEET <i>29</i>
COLOR <i>W</i>	AGE <i>36</i>	BIRTHPLACE <i>Miss</i>	VOL. <i>51</i>	
COUNTY <i>Fayette</i>	CITY <i>Fayetteville</i>			
OTHER MEMBERS OF FAMILY				
NAME		RELATIONSHIP	AGE	BIRTHPLACE
<i>Rosa</i>		<i>W</i>	<i>35</i>	<i>Miss</i>
<i>Undelina</i>		<i>D</i>	<i>1 1/2</i>	

FORM 10-636
1910 CENSUS INDEX - FAMILY

U. S. DEPARTMENT OF COMMERCE
BUREAU OF THE CENSUS

TEXAS

W 310	HEAD OF FAMILY Woodby, Perry C		E.O. 71	SHEET 272
COLOR W	AGE 56	BIRTHPLACE Tex.	VOL 90	
COUNTY Lamar		CITY		
OTHER MEMBERS OF FAMILY				
NAME		RELATIONSHIP	AGE	BIRTHPLACE
Laddie P		W	46	Ark
Steve B		S	22	
Perry C		S	21	
Allie M		D	17	
Lillian H		S	15	
Eugene L		D	12	
Lollie		D	11	

FORM 10-636

1910 CENSUS INDEX - INDIVIDUAL

U.S. DEPARTMENT OF COMMERCE
BUREAU OF THE CENSUS

TEXAS

W 312	HEAD OF FAMILY <i>Kundelbach, Paul</i>		E.D. <i>7</i>	SHEET <i>5</i>
COLOR <i>W</i>	AGE <i>27</i>	BIRTHPLACE	VOL. <i>13</i>	
COUNTY <i>Blanco</i>		CITY		
OTHER MEMBERS OF FAMILY				
NAME		RELATIONSHIP	AGE	BIRTHPLACE
<i>Augusta</i>		<i>W</i>	<i>23</i>	
<i>Ernest</i>		<i>S</i>	<i>1/2</i>	
<i>Edith</i>		<i>D</i>	<i>1/2</i>	

FORM 10 636

1910 CENSUS INDEX - FAMILY.

U. S. DEPARTMENT OF COMMERCE
BUREAU OF THE CENSUS

TEXAS

107812		HEAD OF FAMILY Wetheren (W)		E.D. 38	SHEET 133
COLOR W	AGE 28	BIRTHPLACE		VOL. 43	
COUNTY Fannin			CITY		
OTHER MEMBERS OF FAMILY					
NAME		RELATION- SHIP	AGE	BIRTHPLACE,	
Alice		W	28		
Paul		11	5		
Lail		5	3		
Anne Lee		11	8		
Frank		13	26		

FORM 10-636
1910 CENSUS INDEX - FAMILY

U. S. DEPARTMENT OF COMMERCE
BUREAU OF THE CENSUS

TEXAS

W 31-0		NAME OF INDIVIDUAL <i>Whitby Mather</i>		E.D. <i>59</i>	SHEET <i>409</i>
COLOR <i>W</i>	AGE <i>34</i>	BIRTHPLACE <i>Va</i>		VOL. <i>136</i>	
COUNTY <i>Travis</i>			CITY		
ENUMERATED WITH <i>Whitby Charley</i>					
RELATIONSHIP TO ABOVE					
<input type="checkbox"/> SON	<input type="checkbox"/> NEPHEW	<input type="checkbox"/> STEPSON			
<input type="checkbox"/> DAUGHTER	<input type="checkbox"/> NIECE	<input type="checkbox"/> STEPDAUGHTER			
<input type="checkbox"/> BROTHER	<input type="checkbox"/> FATHER-IN-LAW	<input type="checkbox"/> COUSIN			
<input checked="" type="checkbox"/> SISTER	<input type="checkbox"/> MOTHER-IN-LAW	<input type="checkbox"/> HIRED MAN			
<input type="checkbox"/> FATHER	<input type="checkbox"/> SON-IN-LAW	<input type="checkbox"/> ROOMER			
<input type="checkbox"/> MOTHER	<input type="checkbox"/> DAUGHTER-IN-LAW	<input type="checkbox"/> SERVANT			
<input type="checkbox"/> GRANDSON	<input type="checkbox"/> BROTHER-IN-LAW	<input type="checkbox"/> OTHER (<i>Specify</i>)			
<input type="checkbox"/> GRANDDAUGHTER	<input type="checkbox"/> SISTER-IN-LAW				
<input type="checkbox"/> GRANDCHILD	<input type="checkbox"/> ORPHAN				

FORM 10-637
1910 CENSUS INDEX - INDIVIDUAL

U. S. DEPARTMENT OF COMMERCE
BUREAU OF THE CENSUS

TEXAS

W312	NAME OF INDIVIDUAL White, Mary		E.O. 34	SHEET 4
COLOR W	AGE 45	BIRTHPLACE N. Y.	VOL. 20	
COUNTY Cameron		CITY		
ENUMERATED WITH White, Herbert				
RELATIONSHIP TO ABOVE				
<input type="checkbox"/> SON	<input type="checkbox"/> NEPHEW	<input type="checkbox"/> STEPSON		
<input type="checkbox"/> DAUGHTER	<input type="checkbox"/> NIECE	<input type="checkbox"/> STEPDAUGHTER		
<input type="checkbox"/> BROTHER	<input type="checkbox"/> FATHER-IN-LAW	<input checked="" type="checkbox"/> COUSIN		
<input type="checkbox"/> SISTER	<input type="checkbox"/> MOTHER-IN-LAW	<input type="checkbox"/> HIRED MAN		
<input type="checkbox"/> FATHER	<input type="checkbox"/> SON-IN-LAW	<input type="checkbox"/> ROOMER		
<input type="checkbox"/> MOTHER	<input type="checkbox"/> DAUGHTER-IN-LAW	<input type="checkbox"/> SERVANT		
<input type="checkbox"/> GRANDSON	<input type="checkbox"/> BROTHER-IN-LAW	<input type="checkbox"/> OTHER (Specify)		
<input type="checkbox"/> GRANDDAUGHTER	<input type="checkbox"/> SISTER-IN-LAW			
<input type="checkbox"/> GRANDCHILD	<input type="checkbox"/> ORPHAN			

FORM 10 637
1910 CENSUS INDEX - INDIVIDUAL

U. S. DEPARTMENT OF COMMERCE
BUREAU OF THE CENSUS

TEXAS

11 3/2	HEAD OF FAMILY		21 Fetyka Martin		E.D.	SHEET
COLOR	AGE	BIRTHPLACE		VOL.		
W	63	Miss		65		169
COUNTY			CITY			
Fayette					51	
OTHER MEMBERS OF FAMILY						
NAME		RELATIONSHIP	AGE	BIRTHPLACE		
Lallegan		W	65	W		
Edward		S	20			
Martin		W	6			

FORM 10 636
1910 CENSUS INDEX - FAMILY

U S DEPARTMENT OF COMMERCE
BUREAU OF THE CENSUS

TEXAS

10310	HEAD OF FAMILY W. Kirby Maria		E.D. 72	WENT 361
COLOR B	AGE 44	BIRTHPLACE	VOL. 57	
COUNTY Goliad		CITY		
OTHER MEMBERS OF FAMILY				
NAME		RELATIONSHIP	AGE	BIRTHPLACE
Cairlse		S	24	
Momie		D	21	
Jannie		D	19	
Jeanette		D	17	
Nora		D	16	
Myrtle		D	14	
Grace		D	13	

FORM 10-636A
1910 CENSUS INDEX - INDIVIDUAL

U.S. DEPARTMENT OF COMMERCE
BUREAU OF THE CENSUS

TEXAS

W 311	NAME OF INDIVIDUAL <i>W. Kitepovil, Mrs. M. B.</i>		E.O. 45	SHEET 14
COLOR <i>W</i>	AGE <i>74</i>	BIRTHPLACE <i>Miss</i>	VOL. <i>121</i>	
COUNTY		<i>Rusk</i>	CITY	
ENUMERATED WITH <i>Jordan, J. F.</i>				
RELATIONSHIP TO ABOVE				
<input type="checkbox"/> SON	<input type="checkbox"/> NEPHEW	<input type="checkbox"/> STEPSON		
<input type="checkbox"/> DAUGHTER	<input type="checkbox"/> NIECE	<input type="checkbox"/> STEPDAUGHTER		
<input type="checkbox"/> BROTHER	<input type="checkbox"/> FATHER-IN-LAW	<input type="checkbox"/> COUSIN		
<input type="checkbox"/> SISTER	<input checked="" type="checkbox"/> MOTHER-IN-LAW	<input type="checkbox"/> HIRED MAN		
<input type="checkbox"/> FATHER	<input type="checkbox"/> SON-IN-LAW	<input type="checkbox"/> ROOMER		
<input type="checkbox"/> MOTHER	<input type="checkbox"/> DAUGHTER-IN-LAW	<input type="checkbox"/> SERVANT		
<input type="checkbox"/> GRANDSON	<input type="checkbox"/> BROTHER-IN-LAW	<input type="checkbox"/> OTHER (Specify)		
<input type="checkbox"/> GRANDDAUGHTER	<input type="checkbox"/> SISTER-IN-LAW			
<input type="checkbox"/> GRANDCHILD	<input type="checkbox"/> ORPHAN			

FORM 10 637
1910 CENSUS INDEX - INDIVIDUAL

U. S. DEPARTMENT OF COMMERCE
BUREAU OF THE CENSUS

TEXAS

W312	NAME OF INDIVIDUAL Whitbeck, Julia		E.D. 34	SHEET 4
COLOR W	AGE 65	BIRTHPLACE N.Y.	VOL. 20	
COUNTY Cameron		CITY M.		
ENUMERATED WITH White, Herbert				
RELATIONSHIP TO ABOVE				
<input type="checkbox"/> SON	<input type="checkbox"/> NEPHEW	<input type="checkbox"/> STEPSON		
<input type="checkbox"/> DAUGHTER	<input type="checkbox"/> NIECE	<input type="checkbox"/> STEPDAUGHTER		
<input type="checkbox"/> BROTHER	<input type="checkbox"/> FATHER-IN-LAW	<input type="checkbox"/> COUSIN		
<input type="checkbox"/> SISTER	<input checked="" type="checkbox"/> MOTHER-IN-LAW	<input type="checkbox"/> HIRED MAN		
<input type="checkbox"/> FATHER	<input type="checkbox"/> SON-IN-LAW	<input type="checkbox"/> ROOMER		
<input type="checkbox"/> MOTHER	<input type="checkbox"/> DAUGHTER-IN-LAW	<input type="checkbox"/> SERVANT		
<input type="checkbox"/> GRANDSON	<input type="checkbox"/> BROTHER-IN-LAW	<input type="checkbox"/> OTHER (Specify)		
<input type="checkbox"/> GRANDDAUGHTER	<input type="checkbox"/> SISTER-IN-LAW			
<input type="checkbox"/> GRANDCHILD	<input type="checkbox"/> ORPHAN			

FORM 10-637

1910 CENSUS INDEX - INDIVIDUAL

U. S. DEPARTMENT OF COMMERCE
BUREAU OF THE CENSUS

TEXAS

W 312	HEAD OF FAMILY <i>Kotipka, Josef</i>		E.D. 22	SHEET 1
COLOR W	AGE 25	BIRTHPLACE		VOL. 18
COUNTY Burleson		CITY		
OTHER MEMBERS OF FAMILY				
NAME		RELATIONSHIP	AGE	BIRTHPLACE
<i>Mary</i>		<i>W</i>	<i>27</i>	
<i>Hattie</i>		<i>D</i>	<i>5</i>	
<i>Edward</i>		<i>S</i>	<i>3</i>	
<i>Josef</i>		<i>S</i>	<i>1/2</i>	

FORM 10-636
1910 CENSUS INDEX - FAMILY

U.S. DEPARTMENT OF COMMERCE
BUREAU OF THE CENSUS

TEXAS

U. 312	HEAD OF FAMILY Wotaska, John		E.D. 148	SHEET 364
COLOR 2-	AGE 39	BIRTHPLACE	VOL. 116	
COUNTY Religio		CITY		
OTHER MEMBERS OF FAMILY				
NAME		RELATIONSHIP	AGE	BIRTHPLACE
Lillian		W	32	
Lillian		D	13	
Charlie		S	10	
Addie		S	7	

FORM 10 636

1910 CENSUS INDEX - FAMILY

U. S. DEPARTMENT OF COMMERCE
BUREAU OF THE CENSUS

TEXAS

W 372		HEAD OF FAMILY		E.D.	SHEET
COLOR	AGE	BIRTHPLACE		52	58
COUNTY	49	Fayette		VOL.	51
		CITY			
OTHER MEMBERS OF FAMILY					
NAME		RELATIONSHIP	AGE	BIRTHPLACE	
John			51	Fayette	
John		S	30	Fayette	
H. J.		S	21		
Laurie		D	20		
Elizabeth		D	23		
Mary		S	17		

FORM 10-636
1910 CENSUS INDEX - FAMILY

U. S. DEPARTMENT OF COMMERCE
BUREAU OF THE CENSUS

TEXAS

W 312	HEAD OF FAMILY		Malycka, John		S.O.	SHEET
COLOR W	AGE 68	BIRTHPLACE Aust.		VOL. 18		
COUNTY		Burleson		CITY		
OTHER MEMBERS OF FAMILY						
NAME		RELATIONSHIP	AGE	BIRTHPLACE		
1 Antonina		W	66	Aust.		

FORM 10 636

1910 CENSUS INDEX - FAMILY

U.S. DEPARTMENT OF COMMERCE
BUREAU OF THE CENSUS

TEXAS

11-312		HEAD OF FAMILY		Walters Joe		E.D.	HEET
W		AGE	BIRTHPLACE		VOL. 3		
33							
COUNTY				CITY			
Austin							
OTHER MEMBERS OF FAMILY							
NAME		RELATIONSHIP	AGE	BIRTHPLACE			
1 Francis		W	30				
- Bessie -		D	6				

FORM 10 636

1910 CENSUS INDEX - FAMILY

U. S. DEPARTMENT OF COMMERCE
BUREAU OF THE CENSUS

TEXAS

W 310		NAME OF INDIVIDUAL <i>Whetbee Jessie</i>		E.D. <i>35</i>	SHEET <i>198</i>
COLOR <i>W</i>	AGE <i>29</i>	BIRTHPLACE <i>Tenn.</i>		VOL. <i>33</i>	
COUNTY <i>Dallas</i>		CITY <i>Dallas</i>			
ENUMERATED WITH <i>Kiethley Lizzie</i>					
RELATIONSHIP TO ABOVE					
<input type="checkbox"/> SON	<input type="checkbox"/> NEPHEW	<input type="checkbox"/> STEPSON			
<input type="checkbox"/> DAUGHTER	<input type="checkbox"/> NIECE	<input type="checkbox"/> STEPDAUGHTER			
<input type="checkbox"/> BROTHER	<input type="checkbox"/> FATHER-IN-LAW	<input type="checkbox"/> COUSIN			
<input type="checkbox"/> SISTER	<input type="checkbox"/> MOTHER-IN-LAW	<input type="checkbox"/> HIRED MAN			
<input type="checkbox"/> FATHER	<input type="checkbox"/> SON-IN-LAW	<input type="checkbox"/> ROOMER			
<input type="checkbox"/> MOTHER	<input type="checkbox"/> DAUGHTER-IN-LAW	<input type="checkbox"/> SERVANT			
<input type="checkbox"/> GRANDSON	<input type="checkbox"/> BROTHER-IN-LAW	<input type="checkbox"/> OTHER (Specify)			
<input type="checkbox"/> GRANDDAUGHTER	<input type="checkbox"/> SISTER-IN-LAW				
<input type="checkbox"/> GRANDCHILD	<input type="checkbox"/> ORPHAN				

FORM 10 227

1910 CENSUS INDEX - INDIVIDUAL

U. S. DEPARTMENT OF COMMERCE
BUREAU OF THE CENSUS

TEXAS

20310		NAME OF INDIVIDUAL <i>Woodruff, James</i>		E.D. 131	SHEET 3a
COLOR <i>W</i>	AGE 49	BIRTHPLACE <i>T.C.</i>		VOL. 130	
COUNTY <i>Tarrant</i>		CITY <i>Fort Worth</i>			
ENUMERATED WITH <i>Crockett, Samuel G.</i>					
RELATIONSHIP TO ABOVE					
<input type="checkbox"/> SON	<input type="checkbox"/> NEPHEW	<input type="checkbox"/> STEPSON			
<input type="checkbox"/> DAUGHTER	<input type="checkbox"/> NIECE	<input type="checkbox"/> STEPDAUGHTER			
<input type="checkbox"/> BROTHER	<input type="checkbox"/> FATHER-IN-LAW	<input type="checkbox"/> COUSIN			
<input type="checkbox"/> SISTER	<input type="checkbox"/> MOTHER-IN-LAW	<input type="checkbox"/> HIRED MAN			
<input type="checkbox"/> FATHER	<input type="checkbox"/> SON-IN-LAW	<input checked="" type="checkbox"/> ROOMER			
<input type="checkbox"/> MOTHER	<input type="checkbox"/> DAUGHTER-IN-LAW	<input type="checkbox"/> SERVANT			
<input type="checkbox"/> GRANDSON	<input type="checkbox"/> BROTHER-IN-LAW	<input type="checkbox"/> OTHER (<i>Specify</i>)			
<input type="checkbox"/> GRANDDAUGHTER	<input type="checkbox"/> SISTER-IN-LAW				
<input type="checkbox"/> GRANDCHILD	<input type="checkbox"/> ORPHAN				

FORM 10-637
1910 CENSUS INDEX - INDIVIDUAL

U S DEPARTMENT OF COMMERCE
BUREAU OF THE CENSUS

TEXAS

10310	HEAD OF FAMILY		E.D.	SHEET
	Henry Wilson		25	102
COLOR	AGE	BIRTHPLACE	VOL.	
B	37		68	
COUNTY	CITY			
Harris	Houston			
OTHER MEMBERS OF FAMILY				
NAME		RELATIONSHIP	AGE	BIRTHPLACE
Francis E.		Wife	35	Texas
Dolores Margaret		Daughter	8	Texas

FORM NO 636

1910 CENSUS INDEX - FAMILY

U. S. DEPARTMENT OF COMMERCE
BUREAU OF THE CENSUS

TEXAS

W 310	NAME OF INDIVIDUAL <i>Whitby Henry</i>		E.D. 73	SHEET 128
COLOR <i>B</i>	AGE <i>13</i>	BIRTHPLACE		VOL. <i>57</i>
COUNTY	<i>Goliad</i>		CITY	
ENUMERATED WITH <i>Langley George</i>				
RELATIONSHIP TO ABOVE				
<input type="checkbox"/> SON	<input type="checkbox"/> NEPHEW	<input type="checkbox"/> STEPSON		
<input type="checkbox"/> DAUGHTER	<input type="checkbox"/> NIECE	<input type="checkbox"/> STEPDAUGHTER		
<input type="checkbox"/> BROTHER	<input type="checkbox"/> FATHER-IN-LAW	<input type="checkbox"/> COUSIN		
<input type="checkbox"/> SISTER	<input type="checkbox"/> MOTHER-IN-LAW	<input type="checkbox"/> HIRED MAN		
<input type="checkbox"/> FATHER	<input type="checkbox"/> SON-IN-LAW	<input type="checkbox"/> ROOMER		
<input type="checkbox"/> MOTHER	<input type="checkbox"/> DAUGHTER-IN-LAW	<input type="checkbox"/> SERVANT		
<input checked="" type="checkbox"/> GRANDSON	<input type="checkbox"/> BROTHER-IN-LAW	<input type="checkbox"/> OTHER (Specify)		
<input type="checkbox"/> GRANDDAUGHTER	<input type="checkbox"/> SISTER-IN-LAW			
<input type="checkbox"/> GRANDCHILD	<input type="checkbox"/> ORPHAN			

FORM 10-637
1910 CENSUS INDEX - INDIVIDUAL

U.S. DEPARTMENT OF COMMERCE
BUREAU OF THE CENSUS

TEXAS

63/3		NAME OF INDIVIDUAL		E. D.	SHEET
		Whitfield Helen		156	572
COLOR	AGE	BIRTHPLACE		VOL.	
B	18			75	
COUNTY		CITY			
Hill		Hillsboro			
ENUMERATED WITH					
Brown Silver					
RELATIONSHIP TO ABOVE					
<input type="checkbox"/> SON	<input type="checkbox"/> NEPHEW	<input type="checkbox"/> STEPSON			
<input type="checkbox"/> DAUGHTER	<input type="checkbox"/> NIECE	<input checked="" type="checkbox"/> STEPDAUGHTER			
<input type="checkbox"/> BROTHER	<input type="checkbox"/> FATHER-IN-LAW	<input type="checkbox"/> COUSIN			
<input type="checkbox"/> SISTER	<input type="checkbox"/> MOTHER-IN-LAW	<input type="checkbox"/> HIRED MAN			
<input type="checkbox"/> FATHER	<input type="checkbox"/> SON-IN-LAW	<input type="checkbox"/> ROOMER			
<input type="checkbox"/> MOTHER	<input type="checkbox"/> DAUGHTER-IN-LAW	<input type="checkbox"/> SERVANT			
<input type="checkbox"/> GRANDSON	<input type="checkbox"/> BROTHER-IN-LAW	<input type="checkbox"/> OTHER (Specify)			
<input type="checkbox"/> GRANDDAUGHTER	<input type="checkbox"/> SISTER-IN-LAW				
<input type="checkbox"/> GRANDCHILD	<input type="checkbox"/> ORPHAN				

FORM 10-637
1910 CENSUS INDEX - INDIVIDUAL

U. S. DEPARTMENT OF COMMERCE
BUREAU OF THE CENSUS

TEXAS

Witt		NAME OF INDIVIDUAL <i>Witt, Harriet</i>		E.O. <i>34</i>	SHEET <i>415</i>
COLOR <i>White</i>	AGE <i>59</i>	BIRTHPLACE		VOL. <i>38</i>	
COUNTY <i>De Witt</i>		CITY <i>Quinn</i>			
ENUMERATED WITH <i>Witt, John A.</i>					
RELATIONSHIP TO ABOVE					
<input type="checkbox"/> SON	<input type="checkbox"/> NEPHEW	<input type="checkbox"/> STEPSON			
<input type="checkbox"/> DAUGHTER	<input type="checkbox"/> NIECE	<input type="checkbox"/> STEPDAUGHTER			
<input type="checkbox"/> BROTHER	<input type="checkbox"/> FATHER-IN-LAW	<input type="checkbox"/> COUSIN			
<input type="checkbox"/> SISTER	<input type="checkbox"/> MOTHER-IN-LAW	<input type="checkbox"/> HIRED MAN			
<input type="checkbox"/> FATHER	<input type="checkbox"/> SON-IN-LAW	<input type="checkbox"/> ROOMER			
<input type="checkbox"/> MOTHER	<input type="checkbox"/> DAUGHTER-IN-LAW	<input checked="" type="checkbox"/> SERVANT			
<input type="checkbox"/> GRANDSON	<input type="checkbox"/> BROTHER-IN-LAW	<input type="checkbox"/> OTHER (Specify)			
<input type="checkbox"/> GRANDDAUGHTER	<input type="checkbox"/> SISTER-IN-LAW				
<input type="checkbox"/> GRANDCHILD	<input type="checkbox"/> ORPHAN				

FORM 10-637

1910 CENSUS INDEX - INDIVIDUAL

U.S. DEPARTMENT OF COMMERCE
BUREAU OF THE CENSUS

TEXAS

11310		HEAD OF FAMILY		E.D.	SHEET
Whitby, George				72	184
COLOR	AGE	BIRTHPLACE		VOL.	
13	27			57	
COUNTY	Goliad		CITY		
OTHER MEMBERS OF FAMILY					
NAME		RELATIONSHIP	AGE	BIRTHPLACE	
Mary		W	25		

FORM 10-638

1910 CENSUS INDEX - FAMILY

U. S. DEPARTMENT OF COMMERCE
BUREAU OF THE CENSUS

TEXAS

	HEAD OF FAMILY <i>W. H. Hill</i>		E.O. <i>12</i>	EMER <i>12</i>
COLOR	AGE <i>13</i>	BIRTHPLACE <i>Ill</i>	VOL. <i>1</i>	
COUNTY	Goliad		CITY	
OTHER MEMBERS OF FAMILY				
	NAME <i>John</i>	RELATIONSHIP	AGE	BIRTHPLACE

FORM 10 636
1910. CENSUS INDEX - FAMILY

U.S. DEPARTMENT OF COMMERCE
BUREAU OF THE CENSUS

TEXAS

W 310	NAME OF INDIVIDUAL Wyduba George		E.O. 148	SHEET 57
COLOR W	AGE 38	BIRTHPLACE Tex	VOL. 01	
COUNTY Jack	CITY			
ENUMERATED WITH Sanford Sydney P.				
RELATIONSHIP TO ABOVE				
<input type="checkbox"/> SON	<input type="checkbox"/> NEPHEW	<input type="checkbox"/> STEPSON		
<input type="checkbox"/> DAUGHTER	<input type="checkbox"/> NIECE	<input type="checkbox"/> STEPDAUGHTER		
<input type="checkbox"/> BROTHER	<input type="checkbox"/> FATHER-IN-LAW	<input type="checkbox"/> COUSIN		
<input type="checkbox"/> SISTER	<input type="checkbox"/> MOTHER-IN-LAW	<input type="checkbox"/> HIRED MAN		
<input type="checkbox"/> FATHER	<input type="checkbox"/> SON-IN-LAW	<input checked="" type="checkbox"/> ROOMER		
<input type="checkbox"/> MOTHER	<input type="checkbox"/> DAUGHTER-IN-LAW	<input type="checkbox"/> SERVANT		
<input type="checkbox"/> GRANDSON	<input type="checkbox"/> BROTHER-IN-LAW	<input type="checkbox"/> OTHER (Specify)		
<input type="checkbox"/> GRANDDAUGHTER	<input type="checkbox"/> SISTER-IN-LAW			
<input type="checkbox"/> GRANDCHILD	<input type="checkbox"/> ORPHAN			

FORM 10 637
1910 CENSUS INDEX - INDIVIDUAL

U S DEPARTMENT OF COMMERCE
BUREAU OF THE CENSUS

W312

TEXAS

W316		NAME OF INDIVIDUAL White, Fred A.		E.D. 34	SHEET 9
COLOR W	AGE 34	BIRTHPLACE N. Y.		VOL. 20	
COUNTY Cameron			CITY		
ENUMERATED WITH White, Herbert					
RELATIONSHIP TO ABOVE					
<input type="checkbox"/> SON	<input type="checkbox"/> NEPHEW	<input type="checkbox"/> STEPSON			
<input type="checkbox"/> DAUGHTER	<input type="checkbox"/> NIECE	<input type="checkbox"/> STEPDAUGHTER			
<input type="checkbox"/> BROTHER	<input type="checkbox"/> FATHER-IN-LAW	<input type="checkbox"/> COUSIN			
<input type="checkbox"/> SISTER	<input type="checkbox"/> MOTHER-IN-LAW	<input type="checkbox"/> HIRED MAN			
<input type="checkbox"/> FATHER	<input type="checkbox"/> SON-IN-LAW	<input type="checkbox"/> ROOMER			
<input type="checkbox"/> MOTHER	<input type="checkbox"/> DAUGHTER-IN-LAW	<input type="checkbox"/> SERVANT			
<input type="checkbox"/> GRANDSON	<input checked="" type="checkbox"/> BROTHER-IN-LAW	<input type="checkbox"/> OTHER (Specify)			
<input type="checkbox"/> GRANDDAUGHTER	<input type="checkbox"/> SISTER-IN-LAW				
<input type="checkbox"/> GRANDCHILD	<input type="checkbox"/> ORPHAN				

FORM 10 637
1910 CENSUS INDEX - INDIVIDUAL

U. S. DEPARTMENT OF COMMERCE
BUREAU OF THE CENSUS

TEXAS

W 312	HEAD OF FAMILY Protopera, Frank J.		E.D. 14	SHEET 11
COLOR W	AGE 43	BIRTHPLACE West	VOL. 18	
COUNTY	Burleson		CITY Caldwell	
OTHER MEMBERS OF FAMILY				
	NAME	RELATION- SHIP	AGE	BIRTHPLACE
	Amelia	W	48	West
	Louise	D	29	
	William	D	22	
	Lillian	D	15	
	Arnold	S	12	

FORM 10-636
1910 CENSUS INDEX - FAMILY

U. S. DEPARTMENT OF COMMERCE
BUREAU OF THE CENSUS

TEXAS

10312	HEAD OF FAMILY Watkins, Frank F		E.D. 66	SHEET 309
COLOR W	AGE 43	BIRTHPLACE		VOL. 54
COUNTY	Fayette		CITY	
OTHER MEMBERS OF FAMILY				
NAME		RELATIONSHIP	AGE	BIRTHPLACE
Frank F		W	43	
Lillian		S	16	
Lillian		S	14	
Lillian		C	24	

FORM 10-636
1910 CENSUS INDEX - FAMILY

U S DEPARTMENT OF COMMERCE
BUREAU OF THE CENSUS

TEXAS

11 3 12		HEAD OF FAMILY		E.O.	SHEET
11		Westphalia Texas		50	77
COLOR	AGE	BIRTHPLACE		VOL.	57
11		-			
COUNTY			CITY		
Fayette			W. Orange		
OTHER MEMBERS OF FAMILY					
NAME		RELATIONSHIP	AGE	BIRTHPLACE	
Walter		W	32		
Allan		P	12		

FORM 10 636
1910 CENSUS INDEX - FAMILY

U.S. DEPARTMENT OF COMMERCE
BUREAU OF THE CENSUS

TEXAS

-W 312	NAME OF INDIVIDUAL Wetheris Frank		E.O. 38	SHEET 13
COLOR W	AGE 26	BIRTHPLACE	VOL. 43	
COUNTY Fannin		CITY		
ENUMERATED WITH - Wetheris D J				
RELATIONSHIP TO ABOVE				
<input type="checkbox"/> SON	<input type="checkbox"/> NEPHEW	<input type="checkbox"/> STEPSON		
<input type="checkbox"/> DAUGHTER	<input type="checkbox"/> NIECE	<input type="checkbox"/> STEPDAUGHTER		
<input checked="" type="checkbox"/> BROTHER	<input type="checkbox"/> FATHER-IN-LAW	<input type="checkbox"/> COUSIN		
<input type="checkbox"/> SISTER	<input type="checkbox"/> MOTHER-IN-LAW	<input type="checkbox"/> HIRED MAN		
<input type="checkbox"/> FATHER	<input type="checkbox"/> SON-IN-LAW	<input type="checkbox"/> ROOMER		
<input type="checkbox"/> MOTHER	<input type="checkbox"/> DAUGHTER-IN-LAW	<input type="checkbox"/> SERVANT		
<input type="checkbox"/> GRANDSON	<input type="checkbox"/> BROTHER-IN-LAW	<input type="checkbox"/> OTHER (Specify)		
<input type="checkbox"/> GRANDDAUGHTER	<input type="checkbox"/> SISTER-IN-LAW			
<input type="checkbox"/> GRANDCHILD	<input type="checkbox"/> ORPHAN			

FORM 10 637

- 1910 CENSUS INDEX - INDIVIDUAL

U. S. DEPARTMENT OF COMMERCE
BUREAU OF THE CENSUS

TEXAS

HEAD OF FAMILY		S. D.		DIST.	
COLOR	AGE	BIRTHPLACE		VOL.	
COUNTY			CITY		
OTHER MEMBERS OF FAMILY					
NAME		RELATIONSHIP	AGE	BIRTHPLACE	
John		H	21		
Mary		W			
Mary		D	4		
John		S	4		
John		S	2		
John		S	1/12		

FORM 10 636
1910 CENSUS INDEX - FAMILY

U. S. DEPARTMENT OF COMMERCE
BUREAU OF THE CENSUS

TEXAS

W312		NAME OF INDIVIDUAL <i>Wolupka Edward W</i>		E.O. <i>39</i>	SHEET <i>27</i>
COLOR <i>W</i>	AGE <i>78</i>	BIRTHPLACE		VOL. <i>9</i>	
COUNTY Bexar			CITY San Antonio		
ENUMERATED WITH <i>Marek Frank</i>					
RELATIONSHIP TO ABOVE					
<input type="checkbox"/> SON	<input checked="" type="checkbox"/> NEPHEW	<input type="checkbox"/> STEPSON			
<input type="checkbox"/> DAUGHTER	<input type="checkbox"/> NIECE	<input type="checkbox"/> STEPDAUGHTER			
<input type="checkbox"/> BROTHER	<input type="checkbox"/> FATHER-IN-LAW	<input type="checkbox"/> COUSIN			
<input type="checkbox"/> SISTER	<input type="checkbox"/> MOTHER-IN-LAW	<input type="checkbox"/> HIRED MAN			
<input type="checkbox"/> FATHER	<input type="checkbox"/> SON-IN-LAW	<input type="checkbox"/> ROOMER			
<input type="checkbox"/> MOTHER	<input type="checkbox"/> DAUGHTER-IN-LAW	<input type="checkbox"/> SERVANT			
<input type="checkbox"/> GRANDSON	<input type="checkbox"/> BROTHER-IN-LAW	<input type="checkbox"/> OTHER (<i>Specify</i>)			
<input type="checkbox"/> GRANDDAUGHTER	<input type="checkbox"/> SISTER-IN-LAW				
<input type="checkbox"/> GRANDCHILD	<input type="checkbox"/> ORPHAN				

FORM 10 637
1910 CENSUS INDEX - INDIVIDUAL

U.S. DEPARTMENT OF COMMERCE
BUREAU OF THE CENSUS

TEXAS

W. 310	HEAD OF FAMILY Whedbee, Edgar		E.D. 35	SHEET 362
COLOR W	AGE 33	BIRTHPLACE		VOL. 42
COUNTY Fannin		CITY Bonham		
OTHER MEMBERS OF FAMILY				
NAME		RELATION- SHIP	AGE	BIRTHPLACE
L. Jessie M.		W	29	

FORM 10-636
1910 CENSUS INDEX - FAMILY

U.S. DEPARTMENT OF COMMERCE
BUREAU OF THE CENSUS

TEXAS

W 310	NAME OF INDIVIDUAL <i>Wheeler Edger</i>		E.D. 35	SHEET 198
COLOR <i>W</i>	AGE 31	BIRTHPLACE <i>Mo</i>	VOL. 33	
COUNTY <i>Dallas</i>		CITY <i>Dallas</i>		
ENUMERATED WITH <i>Kiethley Lizzie</i>				
RELATIONSHIP TO ABOVE				
<input type="checkbox"/> SON	<input type="checkbox"/> NEPHEW	<input type="checkbox"/> STEPSON		
<input type="checkbox"/> DAUGHTER	<input type="checkbox"/> NIECE	<input type="checkbox"/> STEPDAUGHTER		
<input type="checkbox"/> BROTHER	<input type="checkbox"/> FATHER-IN-LAW	<input type="checkbox"/> COUSIN		
<input type="checkbox"/> SISTER	<input type="checkbox"/> MOTHER-IN-LAW	<input type="checkbox"/> HUSBAND		
<input type="checkbox"/> FATHER	<input type="checkbox"/> SON-IN-LAW	<input checked="" type="checkbox"/> ROOMER		
<input type="checkbox"/> MOTHER	<input type="checkbox"/> DAUGHTER-IN-LAW	<input type="checkbox"/> SERVANT		
<input type="checkbox"/> GRANDSON	<input type="checkbox"/> BROTHER-IN-LAW	<input type="checkbox"/> OTHER (Specify)		
<input type="checkbox"/> GRANDDAUGHTER	<input type="checkbox"/> SISTER-IN-LAW			
<input type="checkbox"/> GRANDCHILD	<input type="checkbox"/> ORPHAN			

FORM 10-637
1910 CENSUS INDEX - INDIVIDUAL

U. S. DEPARTMENT OF COMMERCE
BUREAU OF THE CENSUS

TEXAS

W	310	HEAD OF FAMILY		Withoff Charley H.		E.D.	SHEET
COLOR	W.	AGE	BIRTHPLACE	39. Eng.		41	171
COUNTY				CITY	55		
OTHER MEMBERS OF FAMILY							
NAME		RELATIONSHIP	AGE	BIRTHPLACE			
Ma. W.		W	29				
Allie A.		D	8				
Lottie M.		D	7				
Lundgren Christine		M	57	Ger			

FORM 10 636

1910 CENSUS INDEX - FAMILY

U. S. DEPARTMENT OF COMMERCE
BUREAU OF THE CENSUS

TEXAS

W310	HEAD OF FAMILY		Whitby Charley		E.O.	SHEET
COLOR	W	AGE	BIRTHPLACE		39	401
COUNTY	Travis		CITY		VOL.	136
OTHER MEMBERS OF FAMILY						
NAME		RELATIONSHIP	AGE	BIRTHPLACE		
Sid		B.	36	Va		
Carry		sl	32	Va		
Mattie		si	24	Va		
Hardcastle Maggie		sl	22			
Minnie		ni	6			
Jamie		ni	2			

FORM 10 636
1910 CENSUS INDEX - FAMILY

U.S. DEPARTMENT OF COMMERCE
BUREAU OF THE CENSUS

TEXAS

10310	HEAD OF FAMILY Whitney Charles G		E.D. 72	SHEET 105
COLOR W	AGE 80	BIRTHPLACE SC	VOL. 57	
COUNTY Goliad		CITY		
OTHER MEMBERS OF FAMILY				
NAME		RELATIONSHIP	AGE	BIRTHPLACE
Fannie		W	75	
William G		S	30	
Bell Emma		D	25	
Not Reported		G D	3/2	

FORM 10-636
1910 CENSUS INDEX - FAMILY

U. S. DEPARTMENT OF COMMERCE
BUREAU OF THE CENSUS

TEXAS

W 312		HEAD OF FAMILY		Hotipka, Charles		E.D.	SHEET
COLOR	W	AGE	26	BIRTHPLACE		VOL.	
COUNTY				Burleson	CITY		
OTHER MEMBERS OF FAMILY							
NAME		RELATIONSHIP	AGE	BIRTHPLACE			
Alice		W	20				
Arnold		S	1 1/2				

FORM 10 636
1910 CENSUS INDEX - FAMILY

U. S. DEPARTMENT OF COMMERCE
BUREAU OF THE CENSUS

TEXAS

RT 4820	HEAD OF FAMILY Witthrip Charles		E.D. 86	SHEET 390
COLOR W	AGE 42	BIRTHPLACE La	VOL. 84	
COUNTY Johnson	CITY Port Arthur			
OTHER MEMBERS OF FAMILY				
NAME		RELATIONSHIP	AGE	BIRTHPLACE
Nellie		W	57	La
Lillian		D	16	
Joseph		S	15	
Lillian		W	11	La
4 B				

FORM 10 636
1910 CENSUS INDEX - FAMILY

U. S. DEPARTMENT OF COMMERCE
BUREAU OF THE CENSUS

TEXAS

HEAD OF FAMILY		E.D.	SHEET
COLOR	AGE	BIRTHPLACE	VOL.
COUNTY	Bexar		CITY
			San Antonio
OTHER MEMBERS OF FAMILY			
NAME	RELATIONSHIP	AGE	BIRTHPLACE
J. ...		22	...
J. ...		15	
J. ...		11	

FORM 10 636
1910-CENSUS INDEX - FAMILY

U.S. DEPARTMENT OF COMMERCE
BUREAU OF THE CENSUS

310

TEXAS

NAME OF INDIVIDUAL <i>Whitley Carry</i>		E.D. <i>59</i>	SHEET <i>409</i>
COLOR <i>W.</i>	AGE <i>32</i>	BIRTHPLACE <i>La</i>	
COUNTY <i>Texas</i>		CITY	
ENUMERATED WITH <i>Whitley Charley</i>			
RELATIONSHIP TO ABOVE			
<input type="checkbox"/> SON	<input type="checkbox"/> NEPHEW	<input type="checkbox"/> STEPSON	
<input type="checkbox"/> DAUGHTER	<input type="checkbox"/> NIECE	<input type="checkbox"/> STEPDAUGHTER	
<input type="checkbox"/> BROTHER	<input type="checkbox"/> FATHER-IN-LAW	<input type="checkbox"/> COUSIN	
<input checked="" type="checkbox"/> WIFE	<input type="checkbox"/> MOTHER-IN-LAW	<input type="checkbox"/> UNCLE	
<input type="checkbox"/> FATHER	<input type="checkbox"/> SON-IN-LAW	<input type="checkbox"/> SISTER	
<input type="checkbox"/> MOTHER	<input type="checkbox"/> Nephew IN-LAW	<input type="checkbox"/> GRANDFATHER	
<input type="checkbox"/> GRANDSON	<input type="checkbox"/> Niece IN-LAW	<input type="checkbox"/> OTHER	
<input type="checkbox"/> GRANDDAUGHTER	<input type="checkbox"/> Sister IN-LAW		
<input type="checkbox"/> GRANDNephew	<input type="checkbox"/> Nephew		

1910 CENSUS INDEX - INDIVIDUAL

U.S. DEPARTMENT OF COMMERCE
BUREAU OF THE CENSUS

TEXAS

24310		NAME OF INDIVIDUAL		E.D.	SHEET
COLOR	W	AGE	27	176	181
		BIRTHPLACE		VOL.	
COUNTY		Waller		134	
CITY					
ENUMERATED WITH					
Wallace Geo					
RELATIONSHIP TO ABOVE					
<input type="checkbox"/> SON	<input type="checkbox"/> NEPHEW	<input type="checkbox"/> STEPSON			
<input type="checkbox"/> DAUGHTER	<input type="checkbox"/> NIECE	<input type="checkbox"/> STEPDAUGHTER			
<input type="checkbox"/> BROTHER	<input type="checkbox"/> FATHER-IN-LAW	<input type="checkbox"/> COUSIN			
<input type="checkbox"/> SISTER	<input type="checkbox"/> MOTHER-IN-LAW	<input type="checkbox"/> HIRED MAN			
<input type="checkbox"/> FATHER	<input type="checkbox"/> SON-IN-LAW	<input type="checkbox"/> ROOMER			
<input type="checkbox"/> MOTHER	<input type="checkbox"/> DAUGHTER-IN-LAW	<input type="checkbox"/> SERVANT			
<input type="checkbox"/> GRANDSON	<input type="checkbox"/> BROTHER-IN-LAW	<input type="checkbox"/> OTHER (Specify)			
<input type="checkbox"/> GRANDDAUGHTER	<input type="checkbox"/> SISTER-IN-LAW	<input checked="" type="checkbox"/> La			
<input type="checkbox"/> GRANDCHILD	<input type="checkbox"/> ORPHAN				

FORM BC-627 (5-5-07)
FORMERLY 10-697

1910 CENSUS INDEX - INDIVIDUAL

U.S. DEPARTMENT OF COMMERCE
BUREAU OF THE CENSUS

TEXAS

W 310	HEAD OF FAMILY Walter Bee		E.D. 79	SHEET 80
COLOR B	AGE 42	BIRTHPLACE	VOL. 61	
COUNTY -	Grayson	CITY Kenison		
OTHER MEMBERS OF FAMILY				
	NAME	RELATIONSHIP	AGE	BIRTHPLACE
	Hattie	W	40	
	Walter	D	14	
	Geneva	D	9	
	Ollie	D	7	
	Linnwood	S	4	
	Pauline	D	2	

FORM 10-636

1910 CENSUS-INDEX - FAMILY

U.S. DEPARTMENT OF COMMERCE
BUREAU OF THE CENSUS

TEXAS

W 310	HEAD OF FAMILY		Whittiff, Augusta	E.D.	SHEET
COLOR W	AGE 34	BIRTHPLACE Germany		22	8
COUNTY	Burleson		CITY	VOL. 18	
OTHER MEMBERS OF FAMILY					
	NAME	RELATIONSHIP	AGE	BIRTHPLACE	
	Attilie	D	14		
	Gustaf	S	9		
	Edward	S	6		
	Elex	S	6		
	Paul	S	5		
1 Bo.					

FORM 10 636 -
1910 CENSUS INDEX - FAMILY

U.S. DEPARTMENT OF COMMERCE
BUREAU OF THE CENSUS

TEXAS

W 3127	HEAD OF FAMILY		Wolpka August		E.O.	77	SHEET	343
COLOR	W	AGE	28	BIRTHPLACE	VOL.	10		
COUNTY	Bexar			CITY	San Antonio			
OTHER MEMBERS OF FAMILY								
	NAME	RELATIONSHIP	AGE	BIRTHPLACE				
	Emma	W	28					
	Benny	S	6					
	Lester	S	4					
	Nelson	S	1 7/12					

FORM 10 636
1910 CENSUS INDEX - FAMILY

U. S. DEPARTMENT OF COMMERCE
BUREAU OF THE CENSUS

TEXAS

W 310	HEAD OF FAMILY <i>Wuthhoff August</i>		E.D. <i>82</i>	SHEET <i>149</i>
COLOR <i>W</i>	AGE <i>23</i>	BIRTHPLACE		VOL. <i>12</i>
COUNTY <i>Bexar</i>		CITY <i>San Antonio</i>		
OTHER MEMBERS OF FAMILY				
NAME		RELATIONSHIP	AGE	BIRTHPLACE
<i>Anna</i>		<i>W</i>	<i>23</i>	
<i>Taubert Emma</i>		<i>S</i>	<i>18</i>	

FORM 10 636
1910 CENSUS INDEX - FAMILY

U. S. DEPARTMENT OF COMMERCE
BUREAU OF THE CENSUS

TEXAS

W 312	HEAD OF FAMILY <i>Matilda Anton</i>		E.D. 22	SHEET 1
COLOR <i>W</i>	AGE <i>34</i>	BIRTHPLACE		VOL. <i>18</i>
COUNTY <i>Burleson</i>		CITY		
OTHER MEMBERS OF FAMILY				
NAME		RELATIONSHIP	AGE	BIRTHPLACE
<i>Albina</i>		<i>W</i>	<i>34</i>	
<i>Hilda</i>		<i>D</i>	<i>9</i>	
<i>Rusik, Cates</i>		<i>ML</i>	<i>70</i>	<i>Aust.</i>

FORM 10-636

1910 CENSUS INDEX - FAMILY

U.S. DEPARTMENT OF COMMERCE
BUREAU OF THE CENSUS

TEXAS

11312	HEAD OF FAMILY		Wotipka Anton		E.O.	SHEET
COLOR W	AGE 68	BIRTHPLACE Austin		VOL. 3		12
COUNTY		CITY				
OTHER MEMBERS OF FAMILY						
NAME		RELATIONSHIP	AGE	BIRTHPLACE		
Paulina		W	58	Germany		
Paula		D	29			
Ella		D	16			

FORM 10 636
1910 CENSUS INDEX - FAMILY

U. S. DEPARTMENT OF COMMERCE
BUREAU OF THE CENSUS

TEXAS

1312		HEAD OF FAMILY		E.D.	SHEET
W		W. W. W. W. Alfred		3	4
COLOR	AGE	BIRTHPLACE		VOL.	
W	57	Dastrop		5	
COUNTY		CITY			
		Southville			
OTHER MEMBERS OF FAMILY					
NAME		RELATIONSHIP	AGE	BIRTHPLACE	
E. W. W.		1	24		
E. W. W.		2	14		
E. W. W.		3	1		

FORM 10 636
1910 CENSUS INDEX - FAMILY

U. S. DEPARTMENT OF COMMERCE
BUREAU OF THE CENSUS

W310		NAME OF INDIVIDUAL <i>Wiesthoff Adolph</i>		TEXAS	
COLOR <i>W</i>	AGE <i>21</i>	BIRTHPLACE	E.D. <i>62</i>	SHEET <i>148</i>	
COUNTY <i>Bexar</i>			CITY <i>San Antonio</i>		
ENUMERATED WITH <i>Smith Rufus</i>					
RELATIONSHIP TO ABOVE					
<input checked="" type="checkbox"/> SON	<input type="checkbox"/> NEPHEW	<input type="checkbox"/> STEPSON			
<input type="checkbox"/> DAUGHTER	<input type="checkbox"/> NIECE	<input type="checkbox"/> STEPDAUGHTER			
<input type="checkbox"/> BROTHER	<input type="checkbox"/> FATHER-IN-LAW	<input type="checkbox"/> COUSIN			
<input type="checkbox"/> SISTER	<input type="checkbox"/> MOTHER-IN-LAW	<input type="checkbox"/> HIRED MAN			
<input type="checkbox"/> FATHER	<input type="checkbox"/> SON-IN-LAW	<input type="checkbox"/> ROOMER			
<input type="checkbox"/> MOTHER	<input type="checkbox"/> DAUGHTER-IN-LAW	<input type="checkbox"/> SERVANT			
<input type="checkbox"/> GRANDSON	<input type="checkbox"/> BROTHER-IN-LAW	<input type="checkbox"/> OTHER (Specify)			
<input type="checkbox"/> GRANDDAUGHTER	<input type="checkbox"/> SISTER-IN-LAW				
<input type="checkbox"/> GRANDCHILD	<input type="checkbox"/> ORPHAN				

FORM 10-637
1910 CENSUS INDEX - INDIVIDUAL

U.S. DEPARTMENT OF COMMERCE
BUREAU OF THE CENSUS

db 310

db 310



A SERVICE

Sold and installed exclusively by the
Library Bureau Division
Washington Road, Inc.

Patent Nos.

No. 13,582	1,485,668
1,207,220	1,485,666
1,225,819	1,481,766

Printed in U. S. A.

TEXAS

W300	NAME OF INDIVIDUAL <i>White Julia</i>		E.D. <i>91</i>	SHEET <i>287</i>
COLOR <i>B</i>	AGE <i>78</i>	BIRTHPLACE	VOL. <i>104</i>	
COUNTY Polk		CITY		
ENUMERATED WITH <i>Warren Room</i>				
RELATIONSHIP TO ABOVE				
<input type="checkbox"/> SON	<input type="checkbox"/> NEPHEW	<input type="checkbox"/> STEPSON		
<input type="checkbox"/> DAUGHTER	<input type="checkbox"/> NIECE	<input type="checkbox"/> STEPDAUGHTER		
<input type="checkbox"/> BROTHER	<input type="checkbox"/> FATHER-IN-LAW	<input type="checkbox"/> COUSIN		
<input type="checkbox"/> SISTER	<input type="checkbox"/> MOTHER-IN-LAW	<input type="checkbox"/> HIRED MAN		
<input type="checkbox"/> FATHER	<input type="checkbox"/> SON-IN-LAW	<input checked="" type="checkbox"/> ROOMER		
<input type="checkbox"/> MOTHER	<input type="checkbox"/> DAUGHTER-IN-LAW	<input type="checkbox"/> SERVANT		
<input type="checkbox"/> GRANDSON	<input type="checkbox"/> BROTHER-IN-LAW	<input type="checkbox"/> OTHER (Specify)		
<input type="checkbox"/> GRANDDAUGHTER	<input type="checkbox"/> SISTER-IN-LAW			
<input type="checkbox"/> GRANDCHILD	<input type="checkbox"/> ORPHAN			

FORM 10 637
1910 CENSUS INDEX - INDIVIDUALU. S. DEPARTMENT OF COMMERCE
BUREAU OF THE CENSUS

TEXAS

1170	NAME OF INDIVIDUAL <i>W Katey Zota</i>		E.D. 36	SHEET 53
COLOR <i>Mex</i>	AGE <i>1/2</i>	BIRTHPLACE <i>J</i>	VOL. 70	
COUNTY <i>Harrison</i>		CITY		
ENUMERATED WITH <i>Johnson, James</i>				
RELATIONSHIP TO ABOVE <i>Apparently daughter of servant</i>				
<input type="checkbox"/> SON	<input type="checkbox"/> NEPHEW	<input type="checkbox"/> STEPSON		
<input checked="" type="checkbox"/> DAUGHTER	<input type="checkbox"/> NIECE	<input type="checkbox"/> STEPPAUGHTER		
<input type="checkbox"/> BROTHER	<input type="checkbox"/> FATHER-IN-LAW	<input type="checkbox"/> COUSIN		
<input type="checkbox"/> SISTER	<input type="checkbox"/> MOTHER-IN-LAW	<input type="checkbox"/> HIRED MAN		
<input type="checkbox"/> FATHER	<input type="checkbox"/> SON-IN-LAW	<input type="checkbox"/> ROOMER		
<input type="checkbox"/> MOTHER	<input type="checkbox"/> DAUGHTER-IN-LAW	<input type="checkbox"/> SERVANT		
<input type="checkbox"/> GRANDSON	<input type="checkbox"/> BROTHER-IN-LAW	<input type="checkbox"/> OTHER (Specify)		
<input type="checkbox"/> GRANDDAUGHTER	<input type="checkbox"/> SISTER-IN-LAW			
<input type="checkbox"/> GRANDCHILD	<input type="checkbox"/> ORPHAN			

FORM 10 637
1910 CENSUS INDEX - INDIVIDUAL

U S DEPARTMENT OF COMMERCE
BUREAU OF THE CENSUS

TEXAS

HEAD OF FAMILY			E.D.	SHEET
COLOR	AGE	BIRTHPLACE	VOL.	
COUNTY	Wilson		CITY	
OTHER MEMBERS OF FAMILY				
NAME		RELATIONSHIP	AGE	BIRTHPLACE

FORM 10 636
 1910 CENSUS INDEX - FAMILY

U S DEPARTMENT OF COMMERCE
 BUREAU OF THE CENSUS

TEXAS

W300	HEAD OF FAMILY		White Zantha E		E.D.	SHEET
COLOR	W	AGE	51	BIRTHPLACE	Miss.	12 6
COUNTY	Comanche			CITY	VOL. 29	
OTHER MEMBERS OF FAMILY						
NAME	RELATIONSHIP	AGE	BIRTHPLACE			
J ⁵⁰ emma C	W	43	Miss			
Joseph W	S	24	I			

FORM 10 636
1910 CENSUS INDEX - FAMILY.

U. S. DEPARTMENT OF COMMERCE
BUREAU OF THE CENSUS

TEXAS

NAME OF INDIVIDUAL <i>W. C. ...</i>	AGE <i>76</i>	SEX <i>M</i>	DATE <i>1910</i>
COUNTY <i>Leon</i>	CITY		
ENUMERATED WITH <i>W. C. ...</i>			
RELATIONSHIP TO ABOVE			
<input type="checkbox"/> SON	<input type="checkbox"/> NEPHEW	<input type="checkbox"/> STEPSON	
<input type="checkbox"/> DAUGHTER	<input type="checkbox"/> NIECE	<input type="checkbox"/> STEPDAUGHTER	
<input type="checkbox"/> BROTHER	<input type="checkbox"/> FATHER-IN-LAW	<input type="checkbox"/> COUSIN	
<input type="checkbox"/> SISTER	<input type="checkbox"/> MOTHER-IN-LAW	<input type="checkbox"/> HIRED MAN	
<input type="checkbox"/> FATHER	<input type="checkbox"/> SON-IN-LAW	<input type="checkbox"/> ROOMER	
<input type="checkbox"/> MOTHER	<input checked="" type="checkbox"/> DAUGHTER-IN-LAW	<input type="checkbox"/> SERVANT	
<input type="checkbox"/> GRANDSON	<input type="checkbox"/> BROTHER-IN-LAW	<input type="checkbox"/> OTHER (Specify)	
<input type="checkbox"/> GRANDDAUGHTER	<input type="checkbox"/> SISTER-IN-LAW		
<input type="checkbox"/> GRANDCHILD	<input type="checkbox"/> ORPHAN		

FORM 10-637
1910 CENSUS INDEX - INDIVIDUAL

U S DEPARTMENT OF COMMERCE
BUREAU OF THE CENSUS

TEXAS

W 300	NAME OF INDIVIDUAL <i>Wheat Zephyr</i>		E.O. 36	SHEET 57
COLOR <i>Mu</i>	AGE 11	BIRTHPLACE	VOL. 70	
COUNTY <i>Harrison</i>		CITY		
ENUMERATED WITH <i>Clark Charlie J.</i>				
RELATIONSHIP TO ABOVE				
<input type="checkbox"/> SON	<input type="checkbox"/> NEPHEW	<input type="checkbox"/> STEPSON		
<input type="checkbox"/> DAUGHTER	<input type="checkbox"/> NIECE	<input type="checkbox"/> STEPDAUGHTER		
<input type="checkbox"/> BROTHER	<input type="checkbox"/> FATHER-IN-LAW	<input type="checkbox"/> COUSIN		
<input type="checkbox"/> SISTER	<input type="checkbox"/> MOTHER-IN-LAW	<input type="checkbox"/> HIRED MAN		
<input type="checkbox"/> FATHER	<input type="checkbox"/> SON-IN-LAW	<input type="checkbox"/> ROOMER		
<input type="checkbox"/> MOTHER	<input type="checkbox"/> DAUGHTER-IN-LAW	<input type="checkbox"/> SERVANT		
<input type="checkbox"/> GRANDSON	<input type="checkbox"/> BROTHER-IN-LAW	<input checked="" type="checkbox"/> OTHER (Specify) <i>Guardian</i>		
<input type="checkbox"/> GRANDDAUGHTER	<input type="checkbox"/> SISTER-IN-LAW			
<input type="checkbox"/> GRANDCHILD	<input type="checkbox"/> ORPHAN			

FORM 10-637
1910 CENSUS INDEX - INDIVIDUAL

U S DEPARTMENT OF COMMERCE
BUREAU OF THE CENSUS

TEXAS

U 300		NAME OF INDIVIDUAL White Belinda		E.O.	SHEET
COLOR W	AGE 3	BIRTHPLACE		31	9
COUNTY Caldwell		CITY			
ENUMERATED WITH Shawney Melindy					
RELATIONSHIP TO ABOVE					
<input type="checkbox"/> SON	<input type="checkbox"/> NEPHEW	<input type="checkbox"/> STEPSON			
<input checked="" type="checkbox"/> DAUGHTER	<input type="checkbox"/> NIECE	<input type="checkbox"/> STEPDAUGHTER			
<input type="checkbox"/> BROTHER	<input type="checkbox"/> FATHER-IN-LAW	<input type="checkbox"/> COUSIN			
<input type="checkbox"/> SISTER	<input type="checkbox"/> MOTHER-IN-LAW	<input type="checkbox"/> HIRED MAN			
<input type="checkbox"/> FATHER	<input type="checkbox"/> SON-IN-LAW	<input type="checkbox"/> ROOMER			
<input type="checkbox"/> MOTHER	<input type="checkbox"/> DAUGHTER-IN-LAW	<input type="checkbox"/> SERVANT			
<input type="checkbox"/> GRANDSON	<input type="checkbox"/> BROTHER-IN-LAW	<input type="checkbox"/> OTHER (Specify)			
<input type="checkbox"/> GRANDDAUGHTER	<input type="checkbox"/> SISTER-IN-LAW				
<input type="checkbox"/> GRANDCHILD	<input type="checkbox"/> ORPHAN				

FORM 10-637
1910 CENSUS INDEX - INDIVIDUAL

U. S. DEPARTMENT OF COMMERCE
BUREAU OF THE CENSUS

TEXAS

W300	HEAD OF FAMILY White Jacobus W		E.D. 75	SHEET 162
COLOR w	AGE 50	BIRTHPLACE La	VOL. 40	
COUNTY Denton		CITY		
OTHER MEMBERS OF FAMILY				
	NAME	RELATIONSHIP	AGE	BIRTHPLACE
	Elizabeth	w	43	La
	Arthur R	S	21	
	Laura T	D	16	
	Carl A	S	14	
	Maud B	D	11	
	Oliver O	D	8	
	Charlie M	D	5	

FORM 10-636A

1910 CENSUS INDEX - INDIVIDUAL

U.S. DEPARTMENT OF COMMERCE
BUREAU OF THE CENSUS

TEXAS

W300		NAME OF INDIVIDUAL White Zasharis		E.D. 251	SHEET 142
COLOR W	AGE 70	BIRTHPLACE		VOL. 126	
COUNTY Stephens			CITY		
ENUMERATED WITH White Charles L.					
RELATIONSHIP TO ABOVE.					
<input type="checkbox"/> SON	<input type="checkbox"/> NEPHEW	<input type="checkbox"/> STEPSON			
<input type="checkbox"/> DAUGHTER	<input type="checkbox"/> NIECE	<input type="checkbox"/> STEPDAUGHTER			
<input type="checkbox"/> BROTHER	<input type="checkbox"/> FATHER-IN-LAW	<input type="checkbox"/> COUSIN			
<input type="checkbox"/> SISTER	<input type="checkbox"/> MOTHER-IN-LAW	<input type="checkbox"/> HIRED MAN			
<input checked="" type="checkbox"/> FATHER	<input type="checkbox"/> SON-IN-LAW	<input type="checkbox"/> ROOMER			
<input type="checkbox"/> MOTHER	<input type="checkbox"/> DAUGHTER-IN-LAW	<input type="checkbox"/> SERVANT			
<input type="checkbox"/> GRANDSON	<input type="checkbox"/> BROTHER-IN-LAW	<input type="checkbox"/> OTHER (Specify)			
<input type="checkbox"/> GRANDDAUGHTER	<input type="checkbox"/> SISTER-IN-LAW				
<input type="checkbox"/> GRANDCHILD	<input type="checkbox"/> ORPHAN				

FORM BC-627 (5-5-67)
FORMERLY 10-637

1910 CENSUS INDEX - INDIVIDUAL

U.S. DEPARTMENT OF COMMERCE,
BUREAU OF THE CENSUS.

TEXAS

61300		HEAD OF FAMILY		E.O.	SHEET
COLOR	AGE 5	BIRTHPLACE		VOL.	
COUNTY			CITY		
OTHER MEMBERS OF FAMILY					
NAME		RELATION- SHIP	AGE	BIRTHPLACE	

FORM 10-836

1910 CENSUS INDEX - FAMILY

U S DEPARTMENT OF COMMERCE
BUREAU OF THE CENSUS

TEXAS

W300	HEAD OF FAMILY W. Matt		Zack A	E.D. 269	SHEET 5
COLOR W	AGE 45	BIRTHPLACE Ill.		VOL. 138	
COUNTY	Young		CITY		
OTHER MEMBERS OF FAMILY					
NAME		RELATION- SHIP	AGE	BIRTHPLACE	
Nancy		W	29		
Lurilla		D	12		
Vanner		S	10		
Etta		D	8		
Mary Ella		D	6		
Jessie		D	4		
Ella Mae		D	2		

FORM 10-636A
1910 CENSUS INDEX - FAMILYU.S. DEPARTMENT OF COMMERCE
BUREAU OF THE CENSUS

W 300		HEAD OF FAMILY		TEXAS	
COLOR	W	AGE	26	BIRTHPLACE	Wheat of Mo.
COUNTY	Fannin			CITY	
E.D. 41					
SHEET 211					
VOL. 47					
OTHER MEMBERS OF FAMILY					
NAME		RELATIONSHIP	AGE	BIRTHPLACE	
Louy		W	24		
Dora		D	4		
Nora		D	2		
Arnold		S	1/2		
+ 1 Bo					

FORM 10 636
1910 CENSUS INDEX - FAMILY

U S DEPARTMENT OF COMMERCE
BUREAU OF THE CENSUS

TEXAS

W-300-		NAME OF INDIVIDUAL <i>White, J. Lewis</i>		E.D. <i>47</i>	SHEET <i>53</i>
COLOR <i>W</i>	AGE <i>1 1/2</i>	BIRTHPLACE		VOL. <i>56</i>	
COUNTY			CITY		
ENUMERATED WITH <i>Robertson Herbert a</i>					
RELATIONSHIP TO ABOVE					
<input type="checkbox"/> SON	<input type="checkbox"/> NEPHEW	<input type="checkbox"/> STEPSON			
<input type="checkbox"/> DAUGHTER	<input type="checkbox"/> NIECE	<input type="checkbox"/> STEPDAUGHTER			
<input type="checkbox"/> BROTHER	<input type="checkbox"/> FATHER-IN-LAW	<input type="checkbox"/> COUSIN			
<input type="checkbox"/> SISTER	<input type="checkbox"/> MOTHER-IN-LAW	<input type="checkbox"/> HIRED MAN			
<input type="checkbox"/> FATHER	<input type="checkbox"/> SON-IN-LAW	<input type="checkbox"/> ROOMER			
<input type="checkbox"/> MOTHER	<input type="checkbox"/> DAUGHTER-IN-LAW	<input type="checkbox"/> SERVANT			
<input checked="" type="checkbox"/> GRANDSON	<input type="checkbox"/> BROTHER-IN-LAW	<input type="checkbox"/> OTHER (Specify)			
<input type="checkbox"/> GRANDDAUGHTER	<input type="checkbox"/> SISTER-IN-LAW				
<input type="checkbox"/> GRANDCHILD	<input type="checkbox"/> ORPHAN				

FORM 10-637
1910 CENSUS INDEX - INDIVIDUAL

U. S. DEPARTMENT OF COMMERCE
BUREAU OF THE CENSUS

TEXAS

10-209	HEAD OF FAMILY - White Young		E.D. 138	SHEET 149
COLOR W	AGE 36	BIRTHPLACE Cal	VOL. 154	
COUNTY Tarrant		CITY Ft Worth		
OTHER MEMBERS OF FAMILY				
NAME	RELATIONSHIP	AGE	BIRTHPLACE	
Reuth, a	w	25	ark	
Lloyd J	S	2		
Oral J	S	5		
Mary B	D	3		
Martha J	D	3/12		

FORM 10-636
1910 CENSUS INDEX - FAMILY

U.S. DEPARTMENT OF COMMERCE
BUREAU OF THE CENSUS

TEXAS

W 300	NAME OF INDIVIDUAL Wada Yoshikane		E.D. 57	SHEET 123
COLOR JP	AGE 23	BIRTHPLACE Japan	VOL. 56	
COUNTY JP	Galveston		CITY	
ENUMERATED WITH Tanada Kishabue				
RELATIONSHIP TO ABOVE				
<input type="checkbox"/> SON	<input type="checkbox"/> NEPHEW	<input type="checkbox"/> STEPSON		
<input type="checkbox"/> DAUGHTER	<input type="checkbox"/> NIECE	<input type="checkbox"/> STEPDAUGHTER		
<input type="checkbox"/> BROTHER	<input type="checkbox"/> FATHER-IN-LAW	<input type="checkbox"/> COUSIN		
<input type="checkbox"/> SISTER	<input type="checkbox"/> MOTHER-IN-LAW	<input type="checkbox"/> HIRED MAN		
<input type="checkbox"/> FATHER	<input type="checkbox"/> SON-IN-LAW	<input checked="" type="checkbox"/> ROOMER		
<input type="checkbox"/> MOTHER	<input type="checkbox"/> DAUGHTER-IN-LAW	<input type="checkbox"/> SERVANT		
<input type="checkbox"/> GRANDSON	<input type="checkbox"/> BROTHER-IN-LAW	<input type="checkbox"/> OTHER (Specify)		
<input type="checkbox"/> GRANDDAUGHTER	<input type="checkbox"/> SISTER-IN-LAW			
<input type="checkbox"/> GRANDCHILD	<input type="checkbox"/> ORPHAN			

FORM 10-637
1910 CENSUS INDEX - INDIVIDUAL

U.S. DEPARTMENT OF COMMERCE
BUREAU OF THE CENSUS

TEXAS

u 300		NAME OF INDIVIDUAL Wade		E.D. 52		SHEET 138	
COLOR W	AGE 6	BIRTHPLACE Yoder		VOL. 85			
COUNTY Johnson				CITY			
ENUMERATED WITH Wade							
RELATIONSHIP TO ABOVE							
<input type="checkbox"/> SON	<input checked="" type="checkbox"/> NEPHEW	<input type="checkbox"/> STEPSON					
<input type="checkbox"/> DAUGHTER	<input type="checkbox"/> NIECE	<input type="checkbox"/> STEPDAUGHTER					
<input type="checkbox"/> BROTHER	<input type="checkbox"/> FATHER-IN-LAW	<input type="checkbox"/> COUSIN					
<input type="checkbox"/> SISTER	<input type="checkbox"/> MOTHER-IN-LAW	<input type="checkbox"/> HIRED MAN					
<input type="checkbox"/> FATHER	<input type="checkbox"/> SON-IN-LAW	<input type="checkbox"/> ROOMER					
<input type="checkbox"/> MOTHER	<input type="checkbox"/> DAUGHTER-IN-LAW	<input type="checkbox"/> SERVANT					
<input type="checkbox"/> GRANDSON	<input type="checkbox"/> BROTHER-IN-LAW	<input type="checkbox"/> OTHER (Specify)					
<input type="checkbox"/> GRANDDAUGHTER	<input type="checkbox"/> SISTER-IN-LAW						
<input type="checkbox"/> GRANDCHILD	<input type="checkbox"/> ORPHAN						

FORM 10 637
1910 CENSUS INDEX - INDIVIDUAL

U. S. DEPARTMENT OF COMMERCE
BUREAU OF THE CENSUS

TEXAS

4300		NAME OF INDIVIDUAL <i>White, Y. R.</i>		E.D.	SHEET
COLOR <i>W</i>	AGE <i>12</i>	BIRTHPLACE		<i>164</i>	<i>96</i>
COUNTY		Tylec		VOL. <i>135</i>	
ENUMERATED WITH <i>White, Edmond E.</i>					
RELATIONSHIP TO ABOVE					
<input type="checkbox"/> SON	<input type="checkbox"/> NEPHEW	<input checked="" type="checkbox"/> STEPSON			
<input type="checkbox"/> DAUGHTER	<input type="checkbox"/> NIECE	<input type="checkbox"/> STEPDAUGHTER			
<input type="checkbox"/> BROTHER	<input type="checkbox"/> FATHER-IN-LAW	<input type="checkbox"/> COUSIN			
<input type="checkbox"/> SISTER	<input type="checkbox"/> MOTHER-IN-LAW	<input type="checkbox"/> HIRED MAN			
<input type="checkbox"/> FATHER	<input type="checkbox"/> SON-IN-LAW	<input type="checkbox"/> ROOMER			
<input type="checkbox"/> MOTHER	<input type="checkbox"/> DAUGHTER-IN-LAW	<input type="checkbox"/> SERVANT			
<input type="checkbox"/> GRANDSON	<input type="checkbox"/> BROTHER-IN-LAW	<input type="checkbox"/> OTHER (Specify)			
<input type="checkbox"/> GRANDDAUGHTER	<input type="checkbox"/> SISTER-IN-LAW				
<input type="checkbox"/> GRANDCHILD	<input type="checkbox"/> ORPHAN				

FORM BC-527 (5-2-27)
FORMERLY 10-837

1910 CENSUS INDEX - INDIVIDUAL

U.S. DEPARTMENT OF COMMERCE
BUREAU OF THE CENSUS

XYZ

1

TEXAS

W300		HEAD OF FAMILY		E.D.	SHEET
COLOR	AGE	BIRTHPLACE		72	50
COUNTY	CITY			VOL. 45	
		- EL PASO			
OTHER MEMBERS OF FAMILY					
NAME		RELATIONSHIP	AGE	BIRTHPLACE	
J. Garcia		1	28	El Paso	
M. Garcia			26	El Paso	
J. Garcia		5	18		

FORM 10-636
1910 CENSUS INDEX - FAMILY

U S DEPARTMENT OF COMMERCE
BUREAU OF THE CENSUS

TEXAS

11	HEAD OF FAMILY		Wood, William H.		S. D.	SHEET
COLOR	AGE	BIRTHPLACE			VOL.	
	35	Ill.			140	159
COUNTY	San Augustine		CITY		119	
OTHER MEMBERS OF FAMILY						
NAME		RELATIONSHIP	AGE	BIRTHPLACE		
Elizabeth		W	55			
William		S	14			
Ellen		D	15			
William		S	13			
Sarah		D	10			
Effie		D	8			

FORM 10 636

1910 CENSUS INDEX - FAMILY

U. S. DEPARTMENT OF COMMERCE
BUREAU OF THE CENSUS

TEXAS

11308	HEAD OF FAMILY Wyllatt Wyke		E.O. 8	SHEET 135
COLOR W	AGE 31	BIRTHPLACE	VOL. 52	
COUNTY Groge		CITY		
OTHER MEMBERS OF FAMILY				
NAME		RELATIONSHIP	AGE	BIRTHPLACE
Dorab		W	28	
Mary		D	12	
William		D	14	

FORM 10 636
1910 CENSUS INDEX - FAMILY

U.S. DEPARTMENT OF COMMERCE
BUREAU OF THE CENSUS

TEXAS

12300		HEAD OF FAMILY		Wright Wylea		E.D.	SHEET
COLOR	AGE	BIRTHPLACE		Mo		227	100
COUNTY	51	Wichita		Wichit		VOL. 141	
OTHER MEMBERS OF FAMILY							
NAME		RELATIONSHIP	AGE	BIRTHPLACE			
Maudie		W	34	Wich			
Eunice		D	18				
Delphine		D	11				
Lillian		D	8				
L. L.							

 FORM 10 230
 1910 CENSUS INDEX - FAMILY

 U. S. DEPARTMENT OF COMMERCE
 BUREAU OF THE CENSUS

TEXAS

HEAD OF FAMILY		C. H.		SHEET	
AGE		VOL.		28	
COLOR	AGE	BIRTHPLACE			
	4	Smith	CITY		
COUNTY	Smith				
OTHER MEMBERS OF FAMILY					
NAME	RELATIONSHIP	AGE	BIRTHPLACE		
Wife	W	16	Texas		
Child	D	2			
Child	D	13			
Child	D	9			
Child	D	7			
Child	D	4			
Child	D	2			

FORM 10-636

1910 CENSUS INDEX - FAMILY

U. S. DEPARTMENT OF COMMERCE
BUREAU OF THE CENSUS

TEXAS

W 300		NAME OF INDIVIDUAL Witt Wylett		E.O. 128	SHEET 109
COLOR W	AGE 30	BIRTHPLACE La		VOL. 130	
COUNTY Tarrant			CITY Fort Worth		
ENUMERATED WITH J. Eugene Witt					
RELATIONSHIP TO ABOVE					
<input type="checkbox"/> SON	<input type="checkbox"/> NEPHEW	<input type="checkbox"/> STEPSON			
<input type="checkbox"/> DAUGHTER	<input type="checkbox"/> NIECE	<input type="checkbox"/> STEPDAUGHTER			
<input type="checkbox"/> BROTHER	<input type="checkbox"/> FATHER IN LAW	<input type="checkbox"/> COUSIN			
<input type="checkbox"/> SISTER	<input type="checkbox"/> MOTHER IN LAW	<input type="checkbox"/> HUSBAND			
<input type="checkbox"/> FATHER	<input type="checkbox"/> SON IN LAW	<input checked="" type="checkbox"/> WIFE			
<input type="checkbox"/> MOTHER	<input type="checkbox"/> DAUGHTER IN LAW	<input type="checkbox"/> SERVANT			
<input type="checkbox"/> GRANDCHILD	<input type="checkbox"/> BROTHER IN LAW	<input type="checkbox"/> OTHER (Specify)			
<input type="checkbox"/> GRANDGRANDCHILD	<input type="checkbox"/> SISTER IN LAW				
<input type="checkbox"/> GRANDGRANDCHILD	<input type="checkbox"/> NEPHEW				

 FORM NO. 1
 1910 CENSUS INDEX - INDIVIDUAL

 U.S. DEPARTMENT OF COMMERCE
 BUREAU OF THE CENSUS

TEXAS

W300	HEAD OF FAMILY Witt Wyatt		E.O. 18	SHEET 158
COLOR W	AGE 27	BIRTHPLACE	VOL. 48	
COUNTY Erath		CITY		
OTHER MEMBERS OF FAMILY				
NAME		RELATIONSHIP	AGE	BIRTHPLACE
Emma		W	23	
Mildred		D	7	
Sylvester		S	12 1/2	

FORM 10 636
1910 CENSUS INDEX - FAMILY

U. S. DEPARTMENT OF COMMERCE
BUREAU OF THE CENSUS

TEXAS

W300	HEAD OF FAMILY - White Wyatt		E.D. 74	SHEET 134
COLOR B	AGE 4/2	BIRTHPLACE	VOL. 98	
COUNTY McLennan		CITY		
OTHER MEMBERS OF FAMILY				
NAME		RELATIONSHIP	AGE	BIRTHPLACE
Caroline		W	36	
Bessie		D	18	
Henry		S	16	
C. Lawrence		S	12	
Lilly		D	10	
Wyatt		S	7/6	

FORM 10 636
1910 CENSUS INDEX - FAMILY

U. S. DEPARTMENT OF COMMERCE
BUREAU OF THE CENSUS

TEXAS

W. 300	NAME OF INDIVIDUAL <i>White, Wright</i>		E.D. <i>52</i>	SHEET <i>47</i>
COLOR <i>B</i>	AGE <i>32</i>	BIRTHPLACE	VOL. <i>56</i>	
COUNTY		CITY		
ENUMERATED WITH <i>Langbehn, John H</i>				
RELATIONSHIP TO ABOVE				
<input type="checkbox"/> SON	<input type="checkbox"/> NEPHEW	<input type="checkbox"/> STEPSON		
<input type="checkbox"/> DAUGHTER	<input type="checkbox"/> NIECE	<input type="checkbox"/> STEPDAUGHTER		
<input type="checkbox"/> BROTHER	<input type="checkbox"/> FATHER-IN-LAW	<input type="checkbox"/> COUSIN		
<input type="checkbox"/> SISTER	<input type="checkbox"/> MOTHER-IN-LAW	<input type="checkbox"/> HIRED MAN		
<input type="checkbox"/> FATHER	<input type="checkbox"/> SON-IN-LAW	<input type="checkbox"/> ROOMER		
<input type="checkbox"/> MOTHER	<input type="checkbox"/> DAUGHTER-IN-LAW	<input checked="" type="checkbox"/> SERVANT		
<input type="checkbox"/> GRANDSON	<input type="checkbox"/> BROTHER-IN-LAW	<input type="checkbox"/> OTHER (Specify)		
<input type="checkbox"/> GRANDDAUGHTER	<input type="checkbox"/> SISTER-IN-LAW			
<input type="checkbox"/> GRANDCHILD	<input type="checkbox"/> ORPHAN			

FORM 10-637
1910 CENSUS INDEX - INDIVIDUAL

U. S. DEPARTMENT OF COMMERCE
BUREAU OF THE CENSUS

TEXAS

W300	HEAD OF FAMILY		White, Wm J	E.O.	SHEET
				22	9
COLOR	AGE	BIRTHPLACE		VOL.	
W	50			8	
COUNTY			CITY		
Bell			Temple		
OTHER MEMBERS OF FAMILY					
	NAME	RELATIONSHIP	AGE	BIRTHPLACE	
	Katie	W	44		
	Clara E	S	24		
	Ruby P	D	17		
	Michael S	D	12		
	Paul F	D	1 1/2		

FORM 10-636
1910 CENSUS INDEX - FAMILY

U.S. DEPARTMENT OF COMMERCE
BUREAU OF THE CENSUS

TEXAS

W 300	NAME OF INDIVIDUAL White Worthy		E.O. 30	SHEET 28
COLOR B	AGE 18	BIRTHPLACE	VOL. 58	
COUNTY Grimes		CITY		
ENUMERATED WITH Gulpin Marshall F				
RELATIONSHIP TO ABOVE				
<input checked="" type="checkbox"/> SON	<input type="checkbox"/> NEPHEW	<input type="checkbox"/> STEPSON		
<input type="checkbox"/> DAUGHTER	<input type="checkbox"/> NIECE	<input type="checkbox"/> STEPDAUGHTER		
<input type="checkbox"/> BROTHER	<input type="checkbox"/> FATHER-IN-LAW	<input type="checkbox"/> COUSIN		
<input type="checkbox"/> SISTER	<input type="checkbox"/> MOTHER-IN-LAW	<input checked="" type="checkbox"/> Hired man		
<input type="checkbox"/> FATHER	<input type="checkbox"/> SON-IN-LAW	<input type="checkbox"/> ROOMER		
<input type="checkbox"/> MOTHER	<input type="checkbox"/> DAUGHTER-IN-LAW	<input type="checkbox"/> SERVANT		
<input type="checkbox"/> GRANDSON	<input type="checkbox"/> BROTHER-IN-LAW	<input checked="" type="checkbox"/> OTHER (Specify)		
<input type="checkbox"/> GRANDDAUGHTER	<input type="checkbox"/> SISTER-IN-LAW			
<input type="checkbox"/> GRANDCHILD	<input type="checkbox"/> ORPHAN			

FORM 10 637
1910 CENSUS INDEX - INDIVIDUAL

U. S. DEPARTMENT OF COMMERCE
BUREAU OF THE CENSUS

TEXAS

7:300		HEAD OF FAMILY		White Woodson B.		E.D.	SHEET
COLOR	W	AGE	22	BIRTHPLACE		218	179
COUNTY	Wheeler			CITY			
OTHER MEMBERS OF FAMILY							
NAME		RELATIONSHIP	AGE	BIRTHPLACE			
-	Dorice E.	W	20				
	Sarah E.	M	53	Ark			
	George N.	B	27				
	Grace H.	Si'd	23	Ky			
-	Wilkie C.	B	18				
	Joseph M.	B	14				

FORM 10-636
1910 CENSUS INDEX - FAMILY

U.S. DEPARTMENT OF COMMERCE
BUREAU OF THE CENSUS

TEXAS

11367	HEAD OF FAMILY <i>Wade Woodson W</i>		E.D. 17	SHEET 18
COLOR <i>W</i>	AGE 69	BIRTHPLACE <i>Ala</i>	VOL. 23	
COUNTY	<i>Cherokee</i>	CITY <i>Jacksonville</i>		
OTHER MEMBERS OF FAMILY				
NAME		RELATIONSHIP	AGE	BIRTHPLACE
<i>Laura</i>		<i>W</i>	<i>53</i>	
<i>Nora Lou</i>		<i>D</i>	<i>22</i>	

FORM 10-636
1910 CENSUS INDEX - FAMILY

U.S. DEPARTMENT OF COMMERCE
BUREAU OF THE CENSUS

TEXAS

W 367		HEAD OF FAMILY		White Woodson		E.O.	SHEET
COLOR	W	AGE	44	BIRTHPLACE	7. Ca	84	41
COUNTY	McLennan			CITY	Waco	VOL. 97	
OTHER MEMBERS OF FAMILY							
NAME		RELATIONSHIP	AGE	BIRTHPLACE			
Alice		w	53				
John		h	29				
Mary		w	27				
Young		s	13				
Lillian		s	13				

FORM 10 636

1910 CENSUS INDEX - FAMILY

U S DEPARTMENT OF COMMERCE
BUREAU OF THE CENSUS

TEXAS

NAME OF INDIVIDUAL <i>White, Herbert</i>		SEX <i>M</i>	AGE <i>75</i>	SIBBY <i>167</i>
COLOR <i>W</i>	AGE <i>75</i>	BIRTHPLACE <i>W. Va.</i>		VOL. <i>34</i>
COUNTY <i>Dallas</i>	CITY <i>Dallas</i>			
ENUMERATED WITH <i>Singer, Mattie</i>				
RELATIONSHIP TO ABOVE				
<input type="checkbox"/> SON	<input type="checkbox"/> NEPHEW	<input type="checkbox"/> STEPSON.		
<input type="checkbox"/> DAUGHTER	<input type="checkbox"/> NIECE	<input type="checkbox"/> STEPDAUGHTER		
<input type="checkbox"/> BROTHER	<input type="checkbox"/> FATHER-IN-LAW	<input type="checkbox"/> COUSIN		
<input type="checkbox"/> SISTER	<input type="checkbox"/> MOTHER-IN-LAW	<input type="checkbox"/> HIRED MAN		
<input type="checkbox"/> FATHER	<input type="checkbox"/> SON-IN-LAW	<input checked="" type="checkbox"/> ROOMER		
<input type="checkbox"/> MOTHER	<input type="checkbox"/> DAUGHTER-IN-LAW	<input type="checkbox"/> SERVANT		
<input type="checkbox"/> GRANDSON	<input type="checkbox"/> BROTHER-IN-LAW	<input type="checkbox"/> OTHER (Specify)		
<input type="checkbox"/> GRANDDAUGHTER	<input type="checkbox"/> SISTER-IN-LAW			
<input type="checkbox"/> GRANDCHILD	<input type="checkbox"/> ORPHAN			

FORM 10 637
1910 CENSUS INDEX - INDIVIDUALU S DEPARTMENT OF COMMERCE
BUREAU OF THE CENSUS

TEXAS

W300		HEAD OF FAMILY		White, Woodland J.		E.D.	SHEET
COLOR	AGE	BIRTHPLACE				48	170
COUNTY	Dallas		CITY		Dallas		VOL. 34
OTHER MEMBERS OF FAMILY							
NAME		RELATIONSHIP	AGE	BIRTHPLACE			

1910 CENSUS INDEX FAMILY

U.S. DEPARTMENT OF COMMERCE
BUREAU OF THE CENSUS

TEXAS

TW 300		HEAD OF FAMILY		E.D.	SHEET
W		W. H. WOODRUFF		42	207
COLOR	AGE	BIRTHPLACE		VOL.	
W	72			94	
COUNTY Limestone			CITY		
			Mexico		
OTHER MEMBERS OF FAMILY					
NAME		RELATIONSHIP	AGE	BIRTHPLACE	
B. W. W.		W	20		
L. W. W.		D	12		

FORM 10 636
1910 CENSUS INDEX - FAMILY

U. S. DEPARTMENT OF COMMERCE
BUREAU OF THE CENSUS

TEXAS

12:30		HEAD OF FAMILY		E.O.	SHEET
Wife Widow				149	22
COLOR	AGE	BIRTHPLACE		VOL.	
B	45			124	
COUNTY		CITY			
Shelby					
OTHER MEMBERS OF FAMILY					
NAME		RELATIONSHIP	AGE	BIRTHPLACE	
Alma		W	36		
Sidney		S	16		
Sada		D	11		
Nada		D	10		
Mamma		D	4		
Widow		S	2		

FORM 10 636
1910 CENSUS INDEX - FAMILY

U.S. DEPARTMENT OF COMMERCE
BUREAU OF THE CENSUS

TEXAS

W300	HEAD OF FAMILY		E. D.		SHEET	
	Stuart Kirk J		27		9	
COLOR	AGE	BIRTHPLACE		VOL.		
W	4			30		
COUNTY		CITY				
Concho						
OTHER MEMBERS OF FAMILY						
NAME		RELATIONSHIP	AGE	BIRTHPLACE		
Elizabeth		W	36	Miss		
Willie D		S	13			
and 1 M						

FORM 10-636
 1910 CENSUS INDEX - FAMILY

U. S. DEPARTMENT OF COMMERCE
 BUREAU OF THE CENSUS

TEXAS

6300		NAME OF INDIVIDUAL		E.D.	SHEET
COLOR	AGE	BIRTHPLACE		86	27
W	34	Va		VOL.	68
COUNTY			CITY		
Harris			Houston		
ENUMERATED WITH					
Head - see above					
RELATIONSHIP TO ABOVE					
<input type="checkbox"/> SON	<input type="checkbox"/> NEPHEW	<input type="checkbox"/> STEPSON			
<input type="checkbox"/> DAUGHTER	<input type="checkbox"/> NIECE	<input type="checkbox"/> STEPDAUGHTER			
<input type="checkbox"/> BROTHER	<input type="checkbox"/> FATHER-IN-LAW	<input type="checkbox"/> COUSIN			
<input type="checkbox"/> SISTER	<input type="checkbox"/> MOTHER-IN-LAW	<input type="checkbox"/> HIRED MAN			
<input type="checkbox"/> FATHER	<input type="checkbox"/> SON-IN-LAW	<input checked="" type="checkbox"/> ROOMER			
<input type="checkbox"/> MOTHER	<input type="checkbox"/> DAUGHTER-IN-LAW	<input type="checkbox"/> SERVANT			
<input type="checkbox"/> GRANDSON	<input type="checkbox"/> BROTHER-IN-LAW	<input type="checkbox"/> OTHER (Specify)			
<input type="checkbox"/> GRANDDAUGHTER	<input type="checkbox"/> SISTER-IN-LAW				
<input type="checkbox"/> GRANDCHILD	<input type="checkbox"/> ORPHAN				

FORM 10 637
1910 CENSUS INDEX - INDIVIDUAL

U.S. DEPARTMENT OF COMMERCE
BUREAU OF THE CENSUS

TEXAS

W 300	HEAD OF FAMILY <i>White Winston</i>		E.D.	SHEET.
COLOR <i>B.</i>	AGE <i>33</i>	BIRTHPLACE	65	184
COUNTY	<i>Grayson</i>	CITY <i>Sherman</i>	VOL <i>60</i>	
OTHER MEMBERS OF FAMILY				
	NAME	RELATIONSHIP	AGE	BIRTHPLACE
/	<i>Susan</i>	<i>W</i>	<i>27</i>	
	<i>Nemie</i>	<i>D</i>	<i>10</i>	
	<i>Katie</i>	<i>D</i>	<i>8</i>	
	<i>Myrtle</i>	<i>D</i>	<i>7</i>	
	<i>Rennie</i>	<i>D</i>	<i>2</i>	
	<i>Edna</i>	<i>D</i>	<i>10/12</i>	

FORM 10 636
1910 CENSUS INDEX - FAMILY

U.S. DEPARTMENT OF COMMERCE
BUREAU OF THE CENSUS

TEXAS

W. 300		NAME OF INDIVIDUAL <i>W. H. Newton</i>		E.O. 137	SHEET 346
COLOR <i>W</i>	AGE <i>14</i>	BIRTHPLACE <i>Val Verde</i>		VOL. <i>131</i>	
COUNTY		Val Verde		CITY	
ENUMERATED WITH <i>Rose Newton</i>					
RELATIONSHIP TO ABOVE					
<input type="checkbox"/> SON	<input type="checkbox"/> NEPHEW	<input type="checkbox"/> STEPSON			
<input type="checkbox"/> DAUGHTER	<input checked="" type="checkbox"/> NIECE	<input type="checkbox"/> STEPDAUGHTER			
<input type="checkbox"/> BROTHER	<input type="checkbox"/> FATHER-IN-LAW	<input type="checkbox"/> COUSIN			
<input type="checkbox"/> SISTER	<input type="checkbox"/> MOTHER-IN-LAW	<input type="checkbox"/> HIRED MAN			
<input type="checkbox"/> FATHER	<input type="checkbox"/> SON-IN-LAW	<input type="checkbox"/> ROOMER			
<input type="checkbox"/> MOTHER	<input type="checkbox"/> DAUGHTER-IN-LAW	<input type="checkbox"/> SERVANT			
<input type="checkbox"/> GRANDSON	<input type="checkbox"/> BROTHER-IN-LAW	<input type="checkbox"/> OTHER (Specify)			
<input type="checkbox"/> GRANDDAUGHTER	<input type="checkbox"/> SISTER-IN-LAW	<input type="checkbox"/>			
<input type="checkbox"/> GRANDCHILD	<input type="checkbox"/> ORPHAN	<input type="checkbox"/>			

FORM BC-627 (5-5-67)
FORMERLY 10-637

1910 CENSUS INDEX - INDIVIDUAL

U.S. DEPARTMENT OF COMMERCE
BUREAU OF THE CENSUS

TEXAS

W300		NAME OF INDIVIDUAL Wood Winnie		E. D. 14	SHEET 17
COLOR W	AGE 15	BIRTHPLACE		VOL. 29	
COUNTY Comanche		CITY			
ENUMERATED WITH Oran Nannie					
RELATIONSHIP TO ABOVE					
<input type="checkbox"/> SON	<input type="checkbox"/> NEPHEW	<input type="checkbox"/> STEPSON			
<input checked="" type="checkbox"/> DAUGHTER	<input type="checkbox"/> NIECE	<input type="checkbox"/> STEPDAUGHTER			
<input type="checkbox"/> BROTHER	<input type="checkbox"/> FATHER-IN-LAW	<input type="checkbox"/> COUSIN			
<input type="checkbox"/> SISTER	<input type="checkbox"/> MOTHER-IN-LAW	<input type="checkbox"/> HIRED MAN			
<input type="checkbox"/> FATHER	<input type="checkbox"/> SON-IN-LAW	<input type="checkbox"/> ROOMER			
<input type="checkbox"/> MOTHER	<input type="checkbox"/> DAUGHTER-IN-LAW	<input type="checkbox"/> SERVANT			
<input type="checkbox"/> GRANDSON	<input type="checkbox"/> BROTHER-IN-LAW	<input type="checkbox"/> OTHER (Specify)			
<input type="checkbox"/> GRANDDAUGHTER	<input type="checkbox"/> SISTER-IN-LAW				
<input type="checkbox"/> GRANDCHILD	<input type="checkbox"/> ORPHAN				

FORM 10 637
1910 CENSUS INDEX - INDIVIDUAL

U. S. DEPARTMENT OF COMMERCE
BUREAU OF THE CENSUS

TEXAS

W 300	NAME OF INDIVIDUAL Wilt Winnie		E.D. 128	SHEET 109
COLOR W	AGE 22	BIRTHPLACE Wash	VOL. 130	
COUNTY Tarrant		CITY Fort Worth		
ENUMERATED WITH Scruggs M C				
RELATIONSHIP TO ABOVE				
<input type="checkbox"/> SON	<input type="checkbox"/> NEPHEW	<input type="checkbox"/> STEPSON		
<input type="checkbox"/> DAUGHTER	<input type="checkbox"/> NIECE	<input type="checkbox"/> STEPDAUGHTER		
<input type="checkbox"/> BROTHER	<input type="checkbox"/> FATHER IN LAW	<input type="checkbox"/> COUSIN		
<input type="checkbox"/> SISTER	<input type="checkbox"/> MOTHER IN LAW	<input type="checkbox"/> HIRED MAN		
<input type="checkbox"/> FATHER	<input type="checkbox"/> SON IN LAW	<input type="checkbox"/> ROOMER		
<input type="checkbox"/> MOTHER	<input type="checkbox"/> DAUGHTER IN LAW	<input type="checkbox"/> SERVANT		
<input type="checkbox"/> GRANDSON	<input type="checkbox"/> BROTHER IN LAW	<input type="checkbox"/> OTHER (Specify)		
<input type="checkbox"/> GRANDDAUGHTER	<input type="checkbox"/> SISTER IN LAW			
<input type="checkbox"/> GRANDCHILD	<input type="checkbox"/> ORPHAN			

PLM 10 037
1910 CENSUS INDEX - INDIVIDUAL

U S DEPARTMENT OF COMMERCE
BUREAU OF THE CENSUS

TEXAS

11300	HEAD OF FAMILY White Winnie		E.D. 102	SHEET 27
COLOR D	AGE 32	BIRTHPLACE	VOL. 111	
COUNTY Nueces		CITY Corpus Christi		
OTHER MEMBERS OF FAMILY				
	NAME	RELATIONSHIP	AGE	BIRTHPLACE
	Alma	D	10	
	Burt	D	8	
	Amanda	D	6	
	Alfred	S	4	

FORM 10 636
1910 CENSUS INDEX - FAMILY

U. S. DEPARTMENT OF COMMERCE
BUREAU OF THE CENSUS

W. 300		NAME OF INDIVIDUAL		TEXAS	
White, Winnie		E.D.		SHEET	
COLOR	AGE	BIRTHPLACE		162	146
W	18			VOL.	
COUNTY			CITY		
Wharton					
ENUMERATED WITH					
Blunbury, Robert H.					
RELATIONSHIP TO ABOVE					
SON	NEPHEW	STEPSON			
DAUGHTER	NIECE	STEPDAUGHTER			
BROTHER	FATHER-IN-LAW	COUSIN			
SISTER	MOTHER-IN-LAW	HIRED MAN			
FATHER	SON-IN-LAW	ROOMER			
MOTHER	DAUGHTER-IN-LAW	SERVANT			
GRANDFATHER	BROTHER-IN-LAW	OTHER (Specify)			
GRANDDAUGHTER	SISTER-IN-LAW				
GRANDFATHER	ORPHAN				

FORM BC 627 (4-19-10)
 REVISION FEB. 1910

1910 CENSUS INDEX - INDIVIDUAL

U.S. DEPARTMENT OF COMMERCE
 BUREAU OF THE CENSUS

TEXAS

14-500		HEAD OF FAMILY		Wyat Wingons		E.D.	SHEET
COLOR	W	AGE	57	BIRTHPLACE	Texas	10	8
COUNTY	Bandera			CITY		VOL.	8
OTHER MEMBERS OF FAMILY.							
	NAME	RELATION- SHIP	AGE	BIRTHPLACE			
	Will E	S	25				
	Lucy A	D	21				
	Preston H	S	18				

FORM 10-636
1910 CENSUS INDEX - FAMILY

U. S. DEPARTMENT OF COMMERCE
BUREAU OF THE CENSUS

TEXAS

11300		NAME OF INDIVIDUAL <i>Wood Winford</i>		E.P.	SHEET
COLOR <i>W</i>	AGE <i>6</i>	BIRTHPLACE		<i>19</i>	<i>4</i>
COUNTY <i>Dowle</i>			CITY	VOL.	<i>15</i>
ENUMERATED WITH <i>Elkins Frank</i>					
RELATIONSHIP TO ABOVE					
<input type="checkbox"/> SON	<input type="checkbox"/> NEPHEW	<input type="checkbox"/> STEPSON			
<input type="checkbox"/> DAUGHTER	<input type="checkbox"/> NIECE	<input type="checkbox"/> STEPDAUGHTER			
<input type="checkbox"/> BROTHER	<input type="checkbox"/> FATHER-IN-LAW	<input type="checkbox"/> COUSIN			
<input type="checkbox"/> SISTER	<input type="checkbox"/> MOTHER-IN-LAW	<input type="checkbox"/> HIRED MAN			
<input type="checkbox"/> FATHER	<input type="checkbox"/> SON-IN-LAW	<input type="checkbox"/> ROOMER			
<input type="checkbox"/> MOTHER	<input type="checkbox"/> DAUGHTER-IN-LAW	<input type="checkbox"/> SERVANT			
<input type="checkbox"/> GRANDSON	<input type="checkbox"/> BROTHER-IN-LAW	<input type="checkbox"/> OTHER (Specify)			
<input type="checkbox"/> GRANDDAUGHTER	<input type="checkbox"/> SISTER-IN-LAW				
<input type="checkbox"/> GRANDCHILD	<input type="checkbox"/> ORPHAN				

FORM 10-637
1910 CENSUS INDEX - INDIVIDUAL

U. S. DEPARTMENT OF COMMERCE
BUREAU OF THE CENSUS

TEXAS

W. 300	HEAD OF FAMILY		White, Winfield Matt	E.O.	SHEET
W	AGE.	BIRTHPLACE		40	17
	58	ala.		VOL.	27
COUNTY			CITY		
Collingsworth					
OTHER MEMBERS OF FAMILY					
	NAME	RELATIONSHIP	AGE	BIRTHPLACE	
	Winfield	W	37		
	Stella M.	D	28		
	Winfield	D	25		
	Winfield S. Jr.	S	21		
	Letcher L.	S	19		
	Mary	D	14		

FORM 10 636
1910 CENSUS INDEX - FAMILY

U. S. DEPARTMENT OF COMMERCE
BUREAU OF THE CENSUS

TEXAS

HEAD OF FAMILY		E. D.		SHEET	
COLOR	AGE	BIRTHPLACE		VOL.	
COUNTY	Wood			CITY	
OTHER MEMBERS OF FAMILY					
NAME		RELATIONSHIP	AGE	BIRTHPLACE	
W. J. ...		24	58	...	
...		
...		
...		
...		
...		
...		
...		

FORM 10 636
1910 CENSUS INDEX - FAMILY

U S DEPARTMENT OF COMMERCE
BUREAU OF THE CENSUS

TEXAS

20300	HEAD OF FAMILY W. Lita Wilson H		E.D. 65	SHEET 18
COLOR W	AGE 79	BIRTHPLACE Texas	VOL. 102	
COUNTY Milam		CITY Devilla		
OTHER MEMBERS OF FAMILY				
NAME	RELATIONSHIP	AGE	BIRTHPLACE	
Symonthe	W	70		
Parrett May	D	40		
Ethel	217	16		
Robert	218	14		
Lee	219	12		

TEXAS

6307		HEAD OF FAMILY		E.D.	SHEET
		W. Lotley Wilson C		24	2
COLOR	AGE	BIRTHPLACE		VOL.	
-	49	La.		21	
COUNTY	Camp		CITY		
OTHER MEMBERS OF FAMILY					
NAME		RELATIONSHIP	AGE	BIRTHPLACE	
Margaret C		W	53	Mo	
John Wilson		S	35		
Annie Alice		Sis	54		

TEXAS

W 30 ⁰	HEAD OF FAMILY <i>White, Wilson</i>		E.D. <i>10460</i>	SHEET
COLOR <i>B</i>	AGE <i>61</i>	BIRTHPLACE	VOL. <i>122</i>	
COUNTY <i>Smith</i>	CITY			
OTHER MEMBERS OF FAMILY				
NAME	RELATIONSHIP	AGE	BIRTHPLACE	
<i>Ada</i>	<i>W</i>	<i>27</i>		
<i>Malinda</i>	<i>D</i>	<i>4</i>		

FORM 10-636
1910 CENSUS INDEX - FAMILY

U.S. DEPARTMENT OF COMMERCE
BUREAU OF THE CENSUS

HEAD OF FAMILY		TEXAS	
11300	White Wilson	E.D.	SHEET
COLOR	AGE	BIRTHPLACE	11 6
B	48		VOL.
COUNTY	Austin	CITY	3
OTHER MEMBERS OF FAMILY			
NAME	RELATIONSHIP	AGE	BIRTHPLACE
1 Millie	W	47	
Roberts Emilee	NS	68	
Chase Cora	W	23	
Thomas Pearl	NS	18	

FORM 10-636
1910 CENSUS INDEX - FAMILY

U.S. DEPARTMENT OF COMMERCE
BUREAU OF THE CENSUS

TEXAS

60300	NAME OF INDIVIDUAL <i>White Wilson</i>		E.O.	SHEET
COLOR <i>B</i>	AGE <i>25</i>	BIRTHPLACE	<i>7</i>	<i>10</i>
COUNTY		CITY	VOL.	<i>16</i>
		<i>Brazoria</i>		
ENUMERATED WITH <i>Lockridge Blackburn</i>				
RELATIONSHIP TO ABOVE				
<input type="checkbox"/> SON	<input type="checkbox"/> NEPHEW	<input type="checkbox"/> STEPSON		
<input type="checkbox"/> DAUGHTER	<input type="checkbox"/> NIECE	<input type="checkbox"/> STEPDAUGHTER		
<input type="checkbox"/> BROTHER	<input type="checkbox"/> FATHER-IN-LAW	<input type="checkbox"/> COUSIN		
<input type="checkbox"/> SISTER	<input type="checkbox"/> MOTHER-IN-LAW	<input type="checkbox"/> HIRED MAN		
<input type="checkbox"/> FATHER	<input type="checkbox"/> SON-IN-LAW	<input type="checkbox"/> ROOMER		
<input type="checkbox"/> MOTHER	<input type="checkbox"/> DAUGHTER-IN-LAW	<input checked="" type="checkbox"/> SERVANT		
<input type="checkbox"/> GRANDSON	<input type="checkbox"/> BROTHER-IN-LAW	<input type="checkbox"/> OTHER (Specify)		
<input type="checkbox"/> GRANDDAUGHTER	<input type="checkbox"/> SISTER-IN-LAW			
<input type="checkbox"/> GRANDCHILD	<input type="checkbox"/> ORPHAN			

FORM 10-637

1910 CENSUS INDEX - INDIVIDUAL

U.S. DEPARTMENT OF COMMERCE
BUREAU OF THE CENSUS

TEXAS

10300		HEAD OF FAMILY		Watt Willis W		E.D.	SHEET
COLOR	W	AGE	55	BIRTHPLACE	Miss	108	7
COUNTY	Van Zandt			CITY		VOL.	140
OTHER MEMBERS OF FAMILY							
NAME		RELATIONSHIP	AGE	BIRTHPLACE			
Francis		W	53	Ark			
+ 1 Bo							

FORM 10 636
1910 CENSUS INDEX - FAMILY

U.S. DEPARTMENT OF COMMERCE
BUREAU OF THE CENSUS

10-300		HEAD OF FAMILY		TEXAS	
COLOR	AGE	BIRTHPLACE	E.D.	SHEET	
B	65	nc	6	189	
COUNTY	Grogg		VOL.	57	
OTHER MEMBERS OF FAMILY					
	NAME	RELATIONSHIP	AGE	BIRTHPLACE	
	Safonia	W	64		
	White	GS	28		
	Leather	GD	22		
	Annie	GD	18		
	Jackson Delilah	n	25		
	U				

FORM 10-636
1910 CENSUS INDEX - FAMILY

U. S. DEPARTMENT OF COMMERCE
BUREAU OF THE CENSUS

NAME OF INDIVIDUAL		TEXAS	
W 246	Whiston, Willis R.	S. D.	SHEET
COLOR W	AGE 19	BIRTHPLACE	38 163
COUNTY	Dallas	CITY	Dallas
ENUMERATED WITH		VOL. 34	
RELATIONSHIP TO ABOVE Lejor, Mattie			
<input type="checkbox"/> SON	<input type="checkbox"/> NEPHEW	<input type="checkbox"/> STEPSON	
<input type="checkbox"/> DAUGHTER	<input type="checkbox"/> NIECE	<input type="checkbox"/> STEPDAUGHTER	
<input type="checkbox"/> BROTHER	<input type="checkbox"/> FATHER-IN-LAW	<input type="checkbox"/> COUSIN	
<input type="checkbox"/> SISTER	<input type="checkbox"/> MOTHER-IN-LAW	<input type="checkbox"/> HIRED MAN	
<input type="checkbox"/> FATHER	<input type="checkbox"/> SON-IN-LAW	<input type="checkbox"/> ROOMER	
<input type="checkbox"/> MOTHER	<input type="checkbox"/> DAUGHTER-IN-LAW	<input type="checkbox"/> SERVANT	
<input type="checkbox"/> GRANDSON	<input type="checkbox"/> BROTHER-IN-LAW	<input type="checkbox"/> OTHER (Specify)	
<input type="checkbox"/> GRANDDAUGHTER	<input type="checkbox"/> SISTER-IN-LAW		
<input type="checkbox"/> GRANDCHILD	<input type="checkbox"/> ORPHAN		

FORM 10 637
1910 CENSUS INDEX - INDIVIDUAL

U. S. DEPARTMENT OF COMMERCE
BUREAU OF THE CENSUS

W300		NAME OF INDIVIDUAL		TEXAS	
COLOR	W	AGE	73	BIRTHPLACE	White Wellis
COUNTY	McLennan			CITY	
ENUMERATED WITH				E.D.	SHEET
Kilian William M				97	291
RELATIONSHIP TO ABOVE				VOL.	98
<input type="checkbox"/> SON	<input type="checkbox"/> NEPHEW	<input type="checkbox"/> STEPHEN	<input type="checkbox"/> STEPDAUGHTER	<input type="checkbox"/> COUSIN	<input type="checkbox"/> HIRED MAN
<input type="checkbox"/> DAUGHTER	<input type="checkbox"/> NIECE	<input type="checkbox"/> FATHER-IN-LAW	<input type="checkbox"/> MOTHER-IN-LAW	<input type="checkbox"/> SON-IN-LAW	<input type="checkbox"/> ROOMER
<input type="checkbox"/> BROTHER	<input type="checkbox"/> FATHER	<input type="checkbox"/> MOTHER	<input type="checkbox"/> SON	<input type="checkbox"/> DAUGHTER-IN-LAW	<input type="checkbox"/> BROTHER-IN-LAW
<input type="checkbox"/> SISTER	<input type="checkbox"/> FATHER	<input type="checkbox"/> MOTHER	<input type="checkbox"/> SON	<input type="checkbox"/> DAUGHTER-IN-LAW	<input type="checkbox"/> BROTHER-IN-LAW
<input type="checkbox"/> FATHER	<input type="checkbox"/> MOTHER	<input type="checkbox"/> SON	<input type="checkbox"/> DAUGHTER-IN-LAW	<input type="checkbox"/> BROTHER-IN-LAW	<input type="checkbox"/> SISTER-IN-LAW
<input type="checkbox"/> MOTHER	<input type="checkbox"/> GRANDSON	<input type="checkbox"/> GRANDDAUGHTER	<input type="checkbox"/> GRANDCHILD	<input type="checkbox"/> ORPHAN	<input type="checkbox"/> OTHER (Specify)

FORM 10.637
 1910 CENSUS INDEX - INDIVIDUAL

U.S. DEPARTMENT OF COMMERCE
 BUREAU OF THE CENSUS

TEXAS

60300		NAME OF INDIVIDUAL <i>White, Julius</i>		E.D.	SHEET
COLOR	AGE <i>20</i>	BIRTHPLACE <i>Kan.</i>		<i>21</i>	<i>6</i>
COUNTY	CITY <i>Castro</i>		VOL. <i>21</i>		
ENUMERATED WITH					
RELATIONSHIP TO ABOVE <i>Wife, Edward</i>					
<input type="checkbox"/> SON	<input type="checkbox"/> NEPHEW	<input type="checkbox"/> STEPSON			
<input type="checkbox"/> DAUGHTER	<input type="checkbox"/> NIECE	<input type="checkbox"/> STEPDAUGHTER			
<input type="checkbox"/> BROTHER	<input type="checkbox"/> FATHER-IN-LAW	<input type="checkbox"/> COUSIN			
<input type="checkbox"/> SISTER	<input type="checkbox"/> MOTHER-IN-LAW	<input type="checkbox"/> HIRED MAN			
<input type="checkbox"/> FATHER	<input type="checkbox"/> SON-IN-LAW	<input type="checkbox"/> ROOMER			
<input type="checkbox"/> MOTHER	<input type="checkbox"/> DAUGHTER-IN-LAW	<input type="checkbox"/> SERVANT			
<input type="checkbox"/> GRANDSON	<input type="checkbox"/> BROTHER-IN-LAW	<input type="checkbox"/> OTHER (Specify)			
<input type="checkbox"/> GRANDDAUGHTER	<input type="checkbox"/> SISTER-IN-LAW				
<input type="checkbox"/> GRANDCHILD	<input type="checkbox"/> ORPHAN				

FORM NO. 1037

1910 CENSUS INDEX - INDIVIDUAL

U. S. DEPARTMENT OF COMMERCE
BUREAU OF THE CENSUS

TEXAS

11300		HEAD OF FAMILY Wood, Thomas		E.O.	SHEET
COLOR	AGE	BIRTHPLACE		165	149
White	44			VOL.	135
COUNTY			CITY		
Fyles					
OTHER MEMBERS OF FAMILY					
NAME		RELATIONSHIP	AGE	BIRTHPLACE	
Wife		W.	32		
William W.		S.	9		
Lillian		D.	8		
Leroy		D.	6		
James		S.	4		
Bertha		D.	7/12		

FORM 10 636
1910 CENSUS INDEX - FAMILY

U. S. DEPARTMENT OF COMMERCE
BUREAU OF THE CENSUS

W 300		NAME OF INDIVIDUAL <i>Wood-Walker</i>		TEXAS	
COLOR	<i>B</i>	AGE	<i>24</i>	BIRTHPLACE	E.D.
COUNTY		Grayson		CITY	<i>Denison</i>
ENUMERATED WITH		<i>Floyd Emma</i>			
RELATIONSHIP TO ABOVE					
<input checked="" type="checkbox"/> SON	<input type="checkbox"/> DAUGHTER	<input type="checkbox"/> BROTHER	<input type="checkbox"/> SISTER	<input type="checkbox"/> FATHER	<input type="checkbox"/> MOTHER
<input type="checkbox"/> GRANDSON	<input type="checkbox"/> GRANDDAUGHTER	<input type="checkbox"/> GRANDCHILD	<input type="checkbox"/> NEPHEW	<input type="checkbox"/> NIECE	<input type="checkbox"/> FATHER-IN-LAW
<input type="checkbox"/> MOTHER-IN-LAW	<input type="checkbox"/> SON-IN-LAW	<input type="checkbox"/> DAUGHTER-IN-LAW	<input type="checkbox"/> BROTHER-IN-LAW	<input type="checkbox"/> SISTER-IN-LAW	<input type="checkbox"/> ORPHAN
<input type="checkbox"/> STEPSON	<input type="checkbox"/> STEPPAUGHTER	<input type="checkbox"/> COUSIN	<input type="checkbox"/> HIRED-MAN	<input type="checkbox"/> ROOMER	<input type="checkbox"/> SERVANT
<input type="checkbox"/> OTHER (Specify)					

FORM 10-637

1910 CENSUS INDEX - INDIVIDUAL

U.S. DEPARTMENT OF COMMERCE
BUREAU OF THE CENSUS

TEXAS

10300	HEAD OF FAMILY: <i>Walter Willis, Jr.</i>		E.O. <i>12</i>	SHEET <i>111</i>
COLOR <i>W</i>	AGE <i>25</i>	BIRTHPLACE	VOL. <i>146</i>	
COUNTY	Washington		CITY	
OTHER MEMBERS OF FAMILY				
NAME		RELATIONSHIP	AGE	BIRTHPLACE
<i>Gertrude</i>		<i>W</i>	<i>28</i>	
<i>George W</i>		<i>S</i>	<i>8</i>	
<i>William</i>		<i>S</i>	<i>6</i>	
<i>James G.</i>		<i>S</i>	<i>4</i>	
<i>Henry</i>		<i>S</i>	<i>3</i>	
<i>Edward</i>		<i>S</i>	<i>1 1/2</i>	

FORM 10 636
1910 CENSUS INDEX - FAMILYU. S. DEPARTMENT OF COMMERCE
BUREAU OF THE CENSUS

TEXAS

10300	HEAD OF FAMILY Wade Willis		E.D. 146	SHEET 146
COLOR	AGE 27	BIRTHPLACE	VOL. 146	
COUNTY	Washington		CITY	
OTHER MEMBERS OF FAMILY				
NAME		RELATIONSHIP	AGE	BIRTHPLACE
Mary		W	32	
George		S	20	
Anne		D	14	

FORM 10-636
1910 CENSUS INDEX - FAMILY

U.S. DEPARTMENT OF COMMERCE
BUREAU OF THE CENSUS

TEXAS

u 302		HEAD OF FAMILY <i>White Williams</i>		E.D. 56	SHEET 323
COLOR <i>W</i>	AGE 52	BIRTHPLACE		VOL. 77	
COUNTY Hopkins			CITY		
OTHER MEMBERS OF FAMILY					
	NAME	RELATIONSHIP	AGE	BIRTHPLACE	
	<i>Mollie</i>	<i>w.</i>	<i>55</i>	<i>Ala</i>	
	<i>Frank</i>	<i>S</i>	<i>18</i>		

FORM 10-536
1910 CENSUS INDEX - FAMILY

U.S. DEPARTMENT OF COMMERCE
BUREAU OF THE CENSUS

TEXAS

10300	NAME OF INDIVIDUAL <i>White Walker</i>		S. D.	SHEET
COLOR <i>B</i>	AGE <i>30</i>	BIRTHPLACE	<i>5</i>	<i>15</i>
COUNTY	Angelina CITY		VOL.	<i>2</i>
ENUMERATED WITH <i>Kilpatrick, Rosley</i>				
RELATIONSHIP TO ABOVE				
<input type="checkbox"/> SON	<input type="checkbox"/> NEPHEW	<input type="checkbox"/> STEPSON		
<input type="checkbox"/> DAUGHTER	<input type="checkbox"/> NIECE	<input type="checkbox"/> STEPDAUGHTER		
<input type="checkbox"/> BROTHER	<input type="checkbox"/> FATHER-IN-LAW	<input type="checkbox"/> COUSIN		
<input type="checkbox"/> SISTER	<input type="checkbox"/> MOTHER-IN-LAW	<input type="checkbox"/> MARRIED MAN		
<input type="checkbox"/> FATHER	<input type="checkbox"/> SON-IN-LAW	<input checked="" type="checkbox"/> ROOMER		
<input type="checkbox"/> MOTHER	<input type="checkbox"/> DAUGHTER-IN-LAW	<input type="checkbox"/> SERVANT		
<input type="checkbox"/> GRANDSON	<input type="checkbox"/> BROTHER-IN-LAW	<input type="checkbox"/> OTHER (Specify)		
<input type="checkbox"/> GRANDDAUGHTER	<input type="checkbox"/> SISTER-IN-LAW			
<input type="checkbox"/> GRANDCHILD	<input type="checkbox"/> ORPHAN			

FORM 10 637
1910 CENSUS INDEX - INDIVIDUAL

U. S. DEPARTMENT OF COMMERCE
BUREAU OF THE CENSUS

TEXAS

W 307	HEAD OF FAMILY White, Willis		E.D. 45	SHEET 80
COLOR B	AGE 64	BIRTHPLACE		VOL. 38
COUNTY De Witt		CITY Yoakum		
OTHER MEMBERS OF FAMILY				
	NAME	RELATION- SHIP	AGE	BIRTHPLACE
	Mary	W	58	
	John	S	19	
	Mary	D	16	

FORM 10-636
1910 CENSUS INDEX - FAMILY

U S DEPARTMENT OF COMMERCE
BUREAU OF THE CENSUS

TEXAS

NAME OF INDIVIDUAL <i>White</i>		S. D. <i>720</i>	SHEET <i>47</i>
COLOR <i>W</i>	AGE <i>32</i>	BIRTHPLACE	
COUNTY Howard		CITY	
VOL. <i>72</i>			
ENUMERATED WITH			
RELATIONSHIP TO ABOVE <i>Self</i>			
<input type="checkbox"/> SON	<input type="checkbox"/> NEPHEW	<input type="checkbox"/> STEPSON	
<input type="checkbox"/> DAUGHTER	<input type="checkbox"/> NIECE	<input type="checkbox"/> STEPDAUGHTER	
<input type="checkbox"/> BROTHER	<input type="checkbox"/> FATHER-IN-LAW	<input type="checkbox"/> COUSIN	
<input type="checkbox"/> SISTER	<input type="checkbox"/> MOTHER-IN-LAW	<input type="checkbox"/> HIRED MAN	
<input type="checkbox"/> FATHER	<input type="checkbox"/> SON-IN-LAW	<input type="checkbox"/> ROOMER	
<input type="checkbox"/> MOTHER	<input type="checkbox"/> DAUGHTER-IN-LAW	<input type="checkbox"/> SERVANT	
<input type="checkbox"/> GRANDSON	<input type="checkbox"/> BROTHER-IN-LAW	<input checked="" type="checkbox"/> OTHER (Specify)	
<input type="checkbox"/> GRANDDAUGHTER	<input type="checkbox"/> SISTER-IN-LAW	<i>Bo</i>	
<input type="checkbox"/> GRANDCHILD	<input type="checkbox"/> ORPHAN		

FORM 10 637
1910 CENSUS INDEX - INDIVIDUALU. S. DEPARTMENT OF COMMERCE
BUREAU OF THE CENSUS

TEXAS

16300		NAME OF INDIVIDUAL <i>White Willie May</i>		E.D. <i>41</i>	SHEET <i>178</i>
COLOR <i>B</i>	AGE <i>18</i>	BIRTHPLACE		VOL. <i>71</i>	
COUNTY <i>Harrison</i>			CITY <i>Marshall</i>		
ENUMERATED WITH <i>Franklin William</i>					
RELATIONSHIP TO ABOVE					
<input type="checkbox"/> SON	<input type="checkbox"/> NEPHEW	<input type="checkbox"/> STEPSON			
<input checked="" type="checkbox"/> DAUGHTER	<input type="checkbox"/> NIECE	<input type="checkbox"/> STEPDAUGHTER			
<input type="checkbox"/> BROTHER	<input type="checkbox"/> FATHER-IN-LAW	<input type="checkbox"/> COUSIN			
<input type="checkbox"/> SISTER	<input type="checkbox"/> MOTHER-IN-LAW	<input type="checkbox"/> HIRED MAN			
<input type="checkbox"/> FATHER	<input type="checkbox"/> SON-IN-LAW	<input type="checkbox"/> ROOMER			
<input type="checkbox"/> MOTHER	<input type="checkbox"/> DAUGHTER-IN-LAW	<input type="checkbox"/> SERVANT			
<input type="checkbox"/> GRANDSON	<input type="checkbox"/> BROTHER-IN-LAW	<input type="checkbox"/> OTHER (<i>Specify</i>)			
<input type="checkbox"/> GRANDDAUGHTER	<input type="checkbox"/> SISTER-IN-LAW				
<input type="checkbox"/> GRANDCHILD	<input type="checkbox"/> ORPHAN				

FORM 10-637

1910 CENSUS INDEX - INDIVIDUAL

U. S. DEPARTMENT OF COMMERCE
BUREAU OF THE CENSUS

TEXAS

10300		NAME OF INDIVIDUAL <i>Myatt Willie May</i>		E.D. 65	SHEET 792
COLOR <i>B</i>	AGE <i>5</i>	BIRTHPLACE		VOL. <i>67</i>	
COUNTY <i>Harris</i>			CITY <i>Houston</i>		
ENUMERATED WITH <i>William Gessie</i>					
RELATIONSHIP TO ABOVE					
<input type="checkbox"/> SON	<input type="checkbox"/> NEPHEW	<input type="checkbox"/> STEPSON			
<input type="checkbox"/> DAUGHTER	<input type="checkbox"/> NIECE	<input type="checkbox"/> STEPDAUGHTER			
<input type="checkbox"/> BROTHER	<input type="checkbox"/> FATHER-IN-LAW	<input type="checkbox"/> COUSIN			
<input type="checkbox"/> SISTER	<input type="checkbox"/> MOTHER-IN-LAW	<input type="checkbox"/> HIRED MAN			
<input type="checkbox"/> FATHER	<input type="checkbox"/> SON-IN-LAW	<input type="checkbox"/> ROOMER			
<input type="checkbox"/> MOTHER	<input type="checkbox"/> DAUGHTER-IN-LAW	<input type="checkbox"/> SERVANT			
<input type="checkbox"/> GRANDSON	<input type="checkbox"/> BROTHER-IN-LAW	<input type="checkbox"/> OTHER (Specify)			
<input checked="" type="checkbox"/> GRANDDAUGHTER	<input type="checkbox"/> SISTER-IN-LAW				
<input type="checkbox"/> GRANDCHILD	<input type="checkbox"/> ORPHAN				

FORM 10037

1910 CENSUS INDEX - INDIVIDUAL

U. S. DEPARTMENT OF COMMERCE
BUREAU OF THE CENSUS

TEXAS

W 300	NAME OF INDIVIDUAL Hitt, Nellie M.		E.O. 37	SHEET 17
COLOR W	AGE 4 12	BIRTHPLACE #	VOL. 22	
COUNTY Cass		CITY		
ENUMERATED WITH Hitt, Charley P.				
RELATIONSHIP TO ABOVE				
<input type="checkbox"/> SON	<input type="checkbox"/> NEPHEW	<input type="checkbox"/> STEPSON		
<input type="checkbox"/> DAUGHTER	<input type="checkbox"/> NIECE	<input type="checkbox"/> STEPDAUGHTER		
<input type="checkbox"/> BROTHER	<input type="checkbox"/> FATHER-IN-LAW	<input type="checkbox"/> COUSIN		
<input type="checkbox"/> SISTER	<input type="checkbox"/> MOTHER-IN-LAW	<input type="checkbox"/> HIRED MAN		
<input type="checkbox"/> FATHER	<input type="checkbox"/> SON-IN-LAW	<input type="checkbox"/> ROOMER		
<input type="checkbox"/> MOTHER	<input type="checkbox"/> DAUGHTER-IN-LAW	<input type="checkbox"/> SERVANT		
<input type="checkbox"/> GRANDSON	<input type="checkbox"/> BROTHER-IN-LAW	<input type="checkbox"/> OTHER (Specify)		
<input checked="" type="checkbox"/> GRANDDAUGHTER	<input type="checkbox"/> SISTER-IN-LAW			
<input type="checkbox"/> GRANDCHILD	<input type="checkbox"/> ORPHAN			

FORM 10-637

1910 CENSUS INDEX - INDIVIDUAL

U.S. DEPARTMENT OF COMMERCE
BUREAU OF THE CENSUS

TEXAS

W 300		NAME OF INDIVIDUAL Woods Wilho M		E.P. 72	SHEET 278
COLOR W	AGE ¹¹ 12	BIRTHPLACE		VOL. 60	
COUNTY Grayson		CITY Sherman			
ENUMERATED WITH Woods Richard					
RELATIONSHIP TO ABOVE					
<input type="checkbox"/> SON	<input type="checkbox"/> NEPHEW	<input type="checkbox"/> STEPSON			
<input type="checkbox"/> DAUGHTER	<input type="checkbox"/> NIECE	<input type="checkbox"/> STEPDAUGHTER			
<input type="checkbox"/> BROTHER	<input type="checkbox"/> FATHER-IN-LAW	<input type="checkbox"/> COUSIN			
<input type="checkbox"/> SISTER	<input type="checkbox"/> MOTHER-IN-LAW	<input type="checkbox"/> HIRSD MAN			
<input type="checkbox"/> FATHER	<input type="checkbox"/> SON-IN-LAW	<input type="checkbox"/> ROOMER			
<input type="checkbox"/> MOTHER	<input type="checkbox"/> DAUGHTER-IN-LAW	<input type="checkbox"/> SERVANT			
<input type="checkbox"/> GRANDSON	<input type="checkbox"/> BROTHER-IN-LAW	<input type="checkbox"/> OTHER (Specify)			
<input checked="" type="checkbox"/> GRANDDAUGHTER	<input type="checkbox"/> SISTER-IN-LAW				
<input type="checkbox"/> GRANDCHILD	<input type="checkbox"/> ORPHAN				

FORM 10-637

1910 CENSUS INDEX - INDIVIDUAL

U. S. DEPARTMENT OF COMMERCE
BUREAU OF THE CENSUS

TEXAS

HEAD OF FAMILY		E.O.	SHEET
MILAN		27	24
COLOR	AGE	BIRTHPLACE	VOL.
	27		102
COUNTY	CITY		
	Milan		
OTHER MEMBERS OF FAMILY			
NAME	RELATION- SHIP	AGE	BIRTHPLACE
Robert	S	14	
John	S	10	
Ray	S	13	
Emma	D	12	
Robert	S	7	
Wade	S	8	

FORM 10 636

1910 CENSUS INDEX - FAMILY

U.S. DEPARTMENT OF COMMERCE
BUREAU OF THE CENSUS

TEXAS

W 300	HEAD OF FAMILY		W. B. Wilkerson M	E. D.	SHEET
COLOR	AGE	BIRTHPLACE		141	42
W	20			VOL.	116
COUNTY			CITY		
Rains					
OTHER MEMBERS OF FAMILY					
NAME		RELATIONSHIP	AGE	BIRTHPLACE	
Maggie J		W	19		

FORM 10 638
1910 CENSUS INDEX - FAMILY

U. S. DEPARTMENT OF COMMERCE
BUREAU OF THE CENSUS

TEXAS

NAME OF INDIVIDUAL		SEX	CITY
L. C. J. L.		M	
AGE	RESIDENCE YEAR	VBL	
COUNTY		CITY	
William			
ENUMERATED WITH			
RELATIONSHIP TO ABOVE			
<input type="checkbox"/> SON	<input type="checkbox"/> NEPHEW	<input type="checkbox"/> STEPSON	
<input type="checkbox"/> DAUGHTER	<input type="checkbox"/> NIECE	<input type="checkbox"/> STEPGAUGHTER	
<input type="checkbox"/> BROTHER	<input type="checkbox"/> FATHER-IN-LAW	<input type="checkbox"/> COUSIN	
<input type="checkbox"/> SISTER	<input type="checkbox"/> MOTHER-IN-LAW	<input type="checkbox"/> HIRED MAN	
<input type="checkbox"/> FATHER	<input type="checkbox"/> SON-IN-LAW	<input type="checkbox"/> ROOMER	
<input type="checkbox"/> MOTHER	<input type="checkbox"/> DAUGHTER-IN-LAW	<input type="checkbox"/> SERVANT	
<input type="checkbox"/> GRANDSON	<input type="checkbox"/> BROTHER-IN-LAW	<input type="checkbox"/> OTHER (Specify)	
<input checked="" type="checkbox"/> GRANDDAUGHTER	<input type="checkbox"/> SISTER-IN-LAW		
<input type="checkbox"/> GRANDCHILD	<input type="checkbox"/> ORPHAN		

FORM 10 637
 1910 CENSUS INDEX - INDIVIDUAL

U S DEPARTMENT OF COMMERCE
 BUREAU OF THE CENSUS

TEXAS

10300		HEAD OF FAMILY -		E.D.	SHEET
COLOR	AGE	BIRTHPLACE		VOL.	
COUNTY		El Paso		CITY	
OTHER MEMBERS OF FAMILY					
NAME		RELATIONSHIP	AGE	BIRTHPLACE	
[Handwritten Name]		[Handwritten Relation]	[Handwritten Age]	[Handwritten Birthplace]	

TEXAS

W 306		HEAD OF FAMILY		E.D.	SHEET
COLOR	AGE	BIRTHPLACE	VOL.		
COUNTY	El Paso		CITY		
OTHER MEMBERS OF FAMILY					
NAME		RELATIONSHIP	AGE	BIRTHPLACE	
James					
John					
...					
...					
...					
...					
...					

FORM 10 636
1910 CENSUS INDEX - FAMILY

U.S. DEPARTMENT OF COMMERCE
BUREAU OF THE CENSUS

TEXAS

W300	NAME OF INDIVIDUAL Wynette Walker		E.D. 129	SHEET 122
COLOR B	AGE 12	BIRTHPLACE	VOL. 93	
COUNTY Lavaca		CITY		
ENUMERATED WITH Margrove Lizzie				
RELATIONSHIP TO ABOVE				
<input type="checkbox"/> SON	<input type="checkbox"/> NEPHEW	<input type="checkbox"/> STEPSON		
<input type="checkbox"/> DAUGHTER	<input type="checkbox"/> NIECE	<input type="checkbox"/> STEPDAUGHTER		
<input type="checkbox"/> BROTHER	<input type="checkbox"/> FATHER-IN-LAW	<input type="checkbox"/> COUSIN		
<input type="checkbox"/> SISTER	<input type="checkbox"/> MOTHER-IN-LAW	<input type="checkbox"/> HIRED MAN		
<input type="checkbox"/> FATHER	<input type="checkbox"/> SON-IN-LAW	<input type="checkbox"/> ROOMER		
<input type="checkbox"/> MOTHER	<input type="checkbox"/> DAUGHTER-IN-LAW	<input type="checkbox"/> SERVANT		
<input checked="" type="checkbox"/> GRANDSON	<input type="checkbox"/> BROTHER-IN-LAW	<input type="checkbox"/> OTHER (Specify)		
<input checked="" type="checkbox"/> GRANDDAUGHTER	<input type="checkbox"/> SISTER-IN-LAW			
<input type="checkbox"/> GRANDCHILD	<input type="checkbox"/> ORPHAN			

FORM 10-637
1970 CENSUS INDEX - INDIVIDUAL

U.S. DEPARTMENT OF COMMERCE
BUREAU OF THE CENSUS

TEXAS

W300	NAME OF INDIVIDUAL Wade, Willie H		E.D. 168	SHEET 35
COLOR w	AGE 14	BIRTHPLACE La	VOL. 104	
COUNTY Mitchell		CITY		
ENUMERATED WITH Marris, James E.				
RELATIONSHIP TO ABOVE				
<input type="checkbox"/> SON	<input checked="" type="checkbox"/> NEPHEW	<input type="checkbox"/> STEPSON		
<input type="checkbox"/> DAUGHTER	<input type="checkbox"/> NIECE	<input type="checkbox"/> STEPDAUGHTER		
<input type="checkbox"/> BROTHER	<input type="checkbox"/> FATHER-IN-LAW	<input type="checkbox"/> COUSIN		
<input type="checkbox"/> SISTER	<input type="checkbox"/> MOTHER-IN-LAW	<input type="checkbox"/> HIRED MAN		
<input type="checkbox"/> FATHER	<input type="checkbox"/> SON-IN-LAW	<input type="checkbox"/> ROOMER		
<input type="checkbox"/> MOTHER	<input type="checkbox"/> DAUGHTER-IN-LAW	<input type="checkbox"/> SERVANT		
<input type="checkbox"/> GRANDSON	<input type="checkbox"/> BROTHER-IN-LAW	<input type="checkbox"/> OTHER (Specify)		
<input type="checkbox"/> GRANDDAUGHTER	<input type="checkbox"/> SISTER-IN-LAW			
<input type="checkbox"/> GRANDCHILD	<input type="checkbox"/> ORPHAN			

FORM 10.637

1910 CENSUS INDEX - INDIVIDUAL

U.S. DEPARTMENT OF COMMERCE
BUREAU OF THE CENSUS

TEXAS

W 300	NAME OF INDIVIDUAL <i>White Willie H</i>		E.D. 62	SHEET 409
COLOR <i>B</i>	AGE <i>14</i>	BIRTHPLACE	VOL. <i>81</i>	
COUNTY <i>Jasper</i>		CITY		
ENUMERATED WITH <i>Gipson Emma</i>				
RELATIONSHIP TO ABOVE				
<input type="checkbox"/> SON	<input type="checkbox"/> NEPHEW	<input type="checkbox"/> STEPSON		
<input checked="" type="checkbox"/> DAUGHTER	<input type="checkbox"/> NIECE	<input type="checkbox"/> STEPDAUGHTER		
<input type="checkbox"/> BROTHER	<input type="checkbox"/> FATHER-IN-LAW	<input type="checkbox"/> COUSIN		
<input type="checkbox"/> SISTER	<input type="checkbox"/> MOTHER-IN-LAW	<input type="checkbox"/> HIRED MAN		
<input type="checkbox"/> FATHER	<input type="checkbox"/> SON-IN-LAW	<input type="checkbox"/> ROOMER		
<input type="checkbox"/> MOTHER	<input type="checkbox"/> DAUGHTER-IN-LAW	<input type="checkbox"/> SERVANT		
<input type="checkbox"/> GRANDSON	<input type="checkbox"/> BROTHER-IN-LAW	<input type="checkbox"/> OTHER (<i>Specify</i>)		
<input type="checkbox"/> GRANDDAUGHTER	<input type="checkbox"/> SISTER-IN-LAW			
<input type="checkbox"/> GRANDCHILD	<input type="checkbox"/> ORPHAN			

FORM 10-637

1910 CENSUS INDEX - INDIVIDUAL

U.S. DEPARTMENT OF COMMERCE
BUREAU OF THE CENSUS

TEXAS

W300	HEAD OF FAMILY Wood Willie J		E.D. 162	SHEET 97
COLOR W.	AGE 28	BIRTHPLACE		VOL. 135
COUNTY Tyler		CITY		
OTHER MEMBERS OF FAMILY				
NAME		RELATION- SHIP	AGE	BIRTHPLACE
1 Lilla B		W.	24	Ala

FORM 10-636

1910 CENSUS INDEX - FAMILY

U.S. DEPARTMENT OF COMMERCE
BUREAU OF THE CENSUS

TEXAS

W 300	HEAD OF FAMILY		Wm E. Miller	E.D.	SHEET
COLOR	AGE	BIRTHPLACE		208	27
	50	Ill		VOL.	103
COUNTY	Mills		CITY		
OTHER MEMBERS OF FAMILY					
NAME		RELATIONSHIP	AGE	BIRTHPLACE	
Wm E. Miller		H	18		
Margaret Miller		M	73	Ill	

FORM 10 636
1910 CENSUS INDEX - FAMILY

U. S. DEPARTMENT OF COMMERCE
BUREAU OF THE CENSUS

TEXAS

W 303	NAME OF INDIVIDUAL <i>White, Willie D</i>		E.D. 109	SHEET 70
COLOR <i>W</i>	AGE <i>4</i>	BIRTHPLACE	VOL. <i>122</i>	
COUNTY <i>San Jacinto</i>		CITY		
ENUMERATED WITH <i>McCanta, Sam J.</i>				
RELATIONSHIP TO ABOVE				
<input type="checkbox"/> SON	<input type="checkbox"/> NEPHEW	<input type="checkbox"/> STEPSON		
<input type="checkbox"/> DAUGHTER	<input type="checkbox"/> NIECE	<input type="checkbox"/> STEPDAUGHTER		
<input type="checkbox"/> BROTHER	<input type="checkbox"/> FATHER-IN-LAW	<input type="checkbox"/> COUSIN		
<input type="checkbox"/> SISTER	<input type="checkbox"/> MOTHER-IN-LAW	<input type="checkbox"/> HIRED MAN		
<input type="checkbox"/> FATHER	<input type="checkbox"/> SON-IN-LAW	<input type="checkbox"/> ROOMER		
<input type="checkbox"/> MOTHER	<input type="checkbox"/> DAUGHTER-IN-LAW	<input type="checkbox"/> SERVANT		
<input type="checkbox"/> GRANDSON	<input type="checkbox"/> BROTHER-IN-LAW	<input type="checkbox"/> OTHER (<i>Specify</i>)		
<input checked="" type="checkbox"/> GRANDDAUGHTER	<input type="checkbox"/> SISTER-IN-LAW			
<input type="checkbox"/> GRANDCHILD	<input type="checkbox"/> ORPHAN			

FORM 16-637 (6-16-62)

1910 CENSUS INDEX - INDIVIDUAL

U.S. DEPARTMENT OF COMMERCE
BUREAU OF THE CENSUS

* GPO : 1962 O-611422

TEXAS

W300		NAME OF INDIVIDUAL White, Willie D.		E.D. 82	SHEET 213
COLOR B	AGE 1 1/2	BIRTHPLACE		VOL. 59	
COUNTY			CITY Gonzales		
ENUMERATED WITH White, Lee					
RELATIONSHIP TO ABOVE					
<input type="checkbox"/> SON	<input type="checkbox"/> NEPHEW	<input type="checkbox"/> STEPSON			
<input type="checkbox"/> DAUGHTER	<input type="checkbox"/> NIECE	<input type="checkbox"/> STEPDAUGHTER			
<input type="checkbox"/> BROTHER	<input type="checkbox"/> FATHER-IN-LAW	<input type="checkbox"/> COUSIN			
<input type="checkbox"/> SISTER	<input type="checkbox"/> MOTHER-IN-LAW	<input type="checkbox"/> HIRED MAN			
<input type="checkbox"/> FATHER	<input type="checkbox"/> SON-IN-LAW	<input type="checkbox"/> ROOMER			
<input type="checkbox"/> MOTHER	<input type="checkbox"/> DAUGHTER-IN-LAW	<input type="checkbox"/> SERVANT			
<input type="checkbox"/> GRANDSON	<input type="checkbox"/> BROTHER-IN-LAW	<input checked="" type="checkbox"/> OTHER (Specify)			
<input type="checkbox"/> GRANDDAUGHTER	<input type="checkbox"/> SISTER-IN-LAW	H.D.S.			
<input type="checkbox"/> GRANDCHILD	<input type="checkbox"/> ORPHAN				

FORM 10-637
1910 CENSUS INDEX - INDIVIDUAL

U.S. DEPARTMENT OF COMMERCE
BUREAU OF THE CENSUS

NAME OF INDIVIDUAL <i>White Willie C.</i>		BIRTH YEAR <i>18</i>	SIBBY <i>179</i>
COLOR <i>W</i>	AGE <i>14</i>	CITY <i>147</i>	
COUNTY <i>Wheeler</i>	CITY		
ENUMERATED WITH <i>White Woodson R.</i>			
RELATIONSHIP TO ABOVE			
<input type="checkbox"/> SON	<input type="checkbox"/> NEPHEW	<input type="checkbox"/> STEPSON	
<input type="checkbox"/> DAUGHTER	<input type="checkbox"/> NIECE	<input type="checkbox"/> STEPDAUGHTER	
<input checked="" type="checkbox"/> BROTHER	<input type="checkbox"/> FATHER-IN-LAW	<input type="checkbox"/> COUSIN	
<input type="checkbox"/> SISTER	<input type="checkbox"/> MOTHER-IN-LAW	<input type="checkbox"/> HIRED MAN	
<input type="checkbox"/> FATHER	<input type="checkbox"/> SON-IN-LAW	<input type="checkbox"/> ROOMER	
<input type="checkbox"/> MOTHER	<input type="checkbox"/> DAUGHTER-IN-LAW	<input type="checkbox"/> SERVANT	
<input type="checkbox"/> GRANDSON	<input type="checkbox"/> BROTHER-IN-LAW	<input type="checkbox"/> OTHER (Specify)	
<input type="checkbox"/> GRANDDAUGHTER	<input type="checkbox"/> SISTER-IN-LAW		
<input type="checkbox"/> GRANDCHILD	<input type="checkbox"/> ORPHAN		

FORM BC-627 (8-8-67)
FORMERLY 10-637

U.S. DEPARTMENT OF COMMERCE
BUREAU OF THE CENSUS

1910 CENSUS INDEX - INDIVIDUAL

TEXAS

NAME OF INDIVIDUAL <i>White Willie B</i>		E.D. <i>4</i>	SHEET <i>15</i>
COLOR <i>W</i>	AGE <i>39</i>	BIRTHPLACE <i>Y.S.</i>	VOL. <i>15</i>
COUNTY <i>Bowie</i>		CITY <i>Harkness</i>	
ENUMERATED WITH <i>Princess Laura R</i>			
RELATIONSHIP TO ABOVE			
<input type="checkbox"/> SON	<input type="checkbox"/> NEPHEW	<input type="checkbox"/> STEPSON	
<input type="checkbox"/> DAUGHTER	<input type="checkbox"/> NIECE	<input type="checkbox"/> STEPDAUGHTER	
<input type="checkbox"/> BROTHER	<input type="checkbox"/> FATHER-IN-LAW	<input type="checkbox"/> COUSIN	
<input type="checkbox"/> SISTER	<input type="checkbox"/> MOTHER-IN-LAW	<input type="checkbox"/> HIRED MAN	
<input type="checkbox"/> FATHER	<input type="checkbox"/> SON-IN-LAW	<input checked="" type="checkbox"/> RENDER	
<input type="checkbox"/> MOTHER	<input type="checkbox"/> DAUGHTER-IN-LAW	<input type="checkbox"/> SERVANT	
<input type="checkbox"/> GRANDSON	<input type="checkbox"/> BROTHER-IN-LAW	<input type="checkbox"/> OTHER (<i>Specify</i>)	
<input type="checkbox"/> GRANDDAUGHTER	<input type="checkbox"/> SISTER-IN-LAW		
<input type="checkbox"/> GRANDCHILD	<input type="checkbox"/> ORPHAN		

FORM 111-1917

1910 CENSUS INDEX - INDIVIDUAL

U.S. DEPARTMENT OF COMMERCE
BUREAU OF THE CENSUS

TEXAS

11300		NAME OF INDIVIDUAL Wood, Willie B		E.O. 82	SHEET 148
COLOR Mu	AGE 21	BIRTHPLACE		VOL. 59	
COUNTY Gonzales			CITY Gonzales		
ENUMERATED WITH Bismarck, Frank					
RELATIONSHIP TO ABOVE					
<input type="checkbox"/> SON	<input type="checkbox"/> NEPHEW	<input type="checkbox"/> STEPSON			
<input type="checkbox"/> DAUGHTER	<input type="checkbox"/> NIECE	<input type="checkbox"/> STEPDAUGHTER			
<input type="checkbox"/> BROTHER	<input type="checkbox"/> FATHER-IN-LAW	<input type="checkbox"/> COUSIN			
<input type="checkbox"/> SISTER	<input type="checkbox"/> MOTHER-IN-LAW	<input type="checkbox"/> HIRED MAN			
<input type="checkbox"/> FATHER	<input type="checkbox"/> SON-IN-LAW	<input type="checkbox"/> ROOMER			
<input type="checkbox"/> MOTHER	<input type="checkbox"/> DAUGHTER-IN-LAW	<input type="checkbox"/> SERVANT			
<input type="checkbox"/> GRANDSON	<input checked="" type="checkbox"/> BROTHER-IN-LAW	<input type="checkbox"/> OTHER (Specify)			
<input type="checkbox"/> GRANDDAUGHTER	<input type="checkbox"/> SISTER-IN-LAW				
<input type="checkbox"/> GRANDCHILD	<input type="checkbox"/> ORPHAN				

FORM 10-637
1910 CENSUS INDEX - INDIVIDUAL

U.S. DEPARTMENT OF COMMERCE
BUREAU OF THE CENSUS

TEXAS

W300		NAME OF INDIVIDUAL Wood Willie B		E.D. 29	SHEET 50
COLOR W	AGE 14	BIRTHPLACE		VOL. 54	
COUNTY Freestone		CITY			
ENUMERATED WITH Wood William					
RELATIONSHIP TO ABOVE					
<input type="checkbox"/> SON	<input type="checkbox"/> NEPHEW	<input type="checkbox"/> STEPSON			
<input type="checkbox"/> DAUGHTER	<input type="checkbox"/> NIECE	<input type="checkbox"/> STEPDAUGHTER			
<input type="checkbox"/> BROTHER	<input type="checkbox"/> FATHER-IN-LAW	<input type="checkbox"/> COUSIN			
<input checked="" type="checkbox"/> SISTER	<input type="checkbox"/> MOTHER-IN-LAW	<input type="checkbox"/> HIRED MAN			
<input type="checkbox"/> FATHER	<input type="checkbox"/> SON-IN-LAW	<input type="checkbox"/> ROOMER			
<input type="checkbox"/> MOTHER	<input type="checkbox"/> DAUGHTER-IN-LAW	<input type="checkbox"/> SERVANT			
<input type="checkbox"/> GRANDSON	<input type="checkbox"/> BROTHER-IN-LAW	<input type="checkbox"/> OTHER (Specify)			
<input type="checkbox"/> GRANDDAUGHTER	<input type="checkbox"/> SISTER-IN-LAW				
<input type="checkbox"/> GRANDCHILD	<input type="checkbox"/> ORPHAN				

FORM 10-637
1910 CENSUS INDEX - INDIVIDUAL

U.S. DEPARTMENT OF COMMERCE
BUREAU OF THE CENSUS

TEXAS

W3-0	HEAD OF FAMILY		E.D.		SHEET	
	White-Willie		128		9	
COLOR	AGE	BIRTHPLACE		VOL.		
B	55			129		
COUNTY			CITY			
- Tarrant			Fort Worth			
OTHER MEMBERS OF FAMILY						
NAME		RELATIONSHIP	AGE	BIRTHPLACE		
I Anne		W	55			
1 Polaman Perry		S	11			
1 Richard		S	11			
1 White Lucia		D	3			
1 Willie		S	1			

FORM 10 636
1910 CENSUS INDEX - FAMILY

U S DEPARTMENT OF COMMERCE
BUREAU OF THE CENSUS

W 300		HEAD OF FAMILY		Wade Willie		E.D.	SHEET
COLOR	W	AGE	25	BIRTHPLACE	Ky	33	1310
COUNTY	Fannin			CITY		VOL.	42
OTHER MEMBERS OF FAMILY							
NAME		RELATIONSHIP	AGE	BIRTHPLACE			
Mollie		W	18				

FORM 10-636

1910 CENSUS INDEX - FAMILY

U.S. DEPARTMENT OF COMMERCE
BUREAU OF THE CENSUS

TEXAS

W300		NAME OF INDIVIDUAL <i>Whiyat Willie</i>		E.D. 48	SHEET 35
COLOR <i>W</i>	AGE 8	BIRTHPLACE		VOL. 41	
COUNTY <i>Eastlan.</i>			CITY <i>Cisco</i>		
ENUMERATED WITH <i>May Abe</i>					
RELATIONSHIP TO ABOVE					
<input checked="" type="checkbox"/> SON	<input type="checkbox"/> NEPHEW	<input type="checkbox"/> STEPSON			
<input type="checkbox"/> DAUGHTER	<input type="checkbox"/> NIECE	<input type="checkbox"/> STEPDAUGHTER			
<input type="checkbox"/> BROTHER	<input type="checkbox"/> FATHER-IN-LAW	<input type="checkbox"/> COUSIN			
<input type="checkbox"/> SISTER	<input type="checkbox"/> MOTHER-IN-LAW	<input type="checkbox"/> HIRED MAN			
<input type="checkbox"/> FATHER	<input type="checkbox"/> SON-IN-LAW	<input type="checkbox"/> ROOMER			
<input type="checkbox"/> MOTHER	<input type="checkbox"/> DAUGHTER-IN-LAW	<input type="checkbox"/> SERVANT			
<input type="checkbox"/> GRANDSON	<input type="checkbox"/> BROTHER-IN-LAW	<input type="checkbox"/> OTHER (Specify)			
<input type="checkbox"/> GRANDDAUGHTER	<input checked="" type="checkbox"/> SISTER-IN-LAW				
<input type="checkbox"/> GRANDCHILD	<input type="checkbox"/> ORPHAN				

FORM 10-637

1910 CENSUS INDEX - INDIVIDUAL

U.S. DEPARTMENT OF COMMERCE
BUREAU OF THE CENSUS

TEXAS

W 300		NAME OF INDIVIDUAL White, Willie		E.O. 135	SHEET 137
COLOR B	AGE 14	BIRTHPLACE		VOL. 49	
COUNTY Ellis			CITY Ennis		
ENUMERATED WITH Coleman, Fred					
RELATIONSHIP TO ABOVE					
<input type="checkbox"/> SON	<input type="checkbox"/> NEPHEW	<input checked="" type="checkbox"/> STEPSON			
<input type="checkbox"/> DAUGHTER	<input type="checkbox"/> NIECE	<input type="checkbox"/> STEPDAUGHTER			
<input type="checkbox"/> BROTHER	<input type="checkbox"/> FATHER-IN-LAW	<input type="checkbox"/> COUSIN			
<input type="checkbox"/> SISTER	<input type="checkbox"/> MOTHER-IN-LAW	<input type="checkbox"/> HIRED MAN			
<input type="checkbox"/> FATHER	<input type="checkbox"/> SON-IN-LAW	<input type="checkbox"/> ROOMER			
<input type="checkbox"/> MOTHER	<input type="checkbox"/> DAUGHTER-IN-LAW	<input type="checkbox"/> SERVANT			
<input type="checkbox"/> GRANDSON	<input type="checkbox"/> BROTHER-IN-LAW	<input type="checkbox"/> OTHER (Specify)			
<input type="checkbox"/> GRANDDAUGHTER	<input type="checkbox"/> SISTER-IN-LAW				
<input type="checkbox"/> GRANDCHILD	<input type="checkbox"/> ORPHAN				

FORM 10 637
1910 CENSUS INDEX - INDIVIDUAL

U S DEPARTMENT OF COMMERCE
BUREAU OF THE CENSUS

10300		NAME OF INDIVIDUAL <i>White Willie</i>		161 TEXAS	
COLOR <i>B.</i>	AGE <i>15</i>	BIRTHPLACE		S.D. <i>162 67</i>	SHEET
COUNTY		<i>Tyler.</i>		VOL. <i>135</i>	
CITY					
ENUMERATED WITH <i>Marshall Gun</i>					
RELATIONSHIP TO ABOVE					
<input type="checkbox"/> SON	<input checked="" type="checkbox"/> NEPHEW	<input type="checkbox"/> STEPSON			
<input type="checkbox"/> DAUGHTER	<input type="checkbox"/> NIECE	<input type="checkbox"/> STEPDAUGHTER			
<input type="checkbox"/> BROTHER	<input type="checkbox"/> FATHER-IN-LAW	<input type="checkbox"/> COUSIN			
<input type="checkbox"/> SISTER	<input type="checkbox"/> MOTHER-IN-LAW	<input type="checkbox"/> HIRED MAN			
<input type="checkbox"/> FATHER	<input type="checkbox"/> SON-IN-LAW	<input type="checkbox"/> ROOMER			
<input type="checkbox"/> MOTHER	<input type="checkbox"/> DAUGHTER-IN-LAW	<input type="checkbox"/> SERVANT			
<input type="checkbox"/> GRANDSON	<input type="checkbox"/> BROTHER-IN-LAW	<input type="checkbox"/> OTHER (<i>Specify</i>)			
<input type="checkbox"/> GRANDDAUGHTER	<input type="checkbox"/> SISTER-IN-LAW	<input type="checkbox"/>			
<input type="checkbox"/> GRANDCHILD	<input type="checkbox"/> ORPHAN	<input type="checkbox"/>			

FORM BC-627 (5-5-67)
FORMERLY 10-637

1910 CENSUS INDEX - INDIVIDUAL

U.S. DEPARTMENT OF COMMERCE
BUREAU OF THE CENSUS

TEXAS

W300		NAME OF INDIVIDUAL		E.D.	SHEET
White		Willie		26	17
COLOR	W	AGE	15	BIRTHPLACE	Ark
COUNTY				VOL.	
Chambers				21	
CITY					
ENUMERATED WITH					
Ashworth					
Aron					
RELATIONSHIP TO ABOVE					
<input type="checkbox"/> SON	<input type="checkbox"/> NEPHEW	<input checked="" type="checkbox"/> STEPSON			
<input type="checkbox"/> DAUGHTER	<input type="checkbox"/> NIECE	<input type="checkbox"/> STEPOAUGHTER			
<input type="checkbox"/> BROTHER	<input type="checkbox"/> FATHER-IN-LAW	<input type="checkbox"/> COUSIN			
<input type="checkbox"/> SISTER	<input type="checkbox"/> MOTHER-IN-LAW	<input type="checkbox"/> HIRED MAN			
<input type="checkbox"/> FATHER	<input type="checkbox"/> SON-IN-LAW	<input type="checkbox"/> ROOMER			
<input type="checkbox"/> MOTHER	<input type="checkbox"/> DAUGHTER-IN-LAW	<input type="checkbox"/> SERVANT			
<input type="checkbox"/> GRANDSON	<input type="checkbox"/> BROTHER-IN-LAW	<input type="checkbox"/> OTHER (Specify)			
<input type="checkbox"/> GRANDDAUGHTER	<input type="checkbox"/> SISTER-IN-LAW				
<input type="checkbox"/> GRANDCHILD	<input type="checkbox"/> ORPHAN				

FORM 10 637
1930 CENSUS INDEX - INDIVIDUAL

U S DEPARTMENT OF COMMERCE
BUREAU OF THE CENSUS

TEXAS

W 300		NAME OF INDIVIDUAL		E.O.	SHEET
COLOR		AGE	BIRTHPLACE	17	12
COUNTY		Burlleson		CITY	
ENUMERATED WITH					
RELATIONSHIP TO ABOVE					
<input type="checkbox"/> SON	<input type="checkbox"/> NEPHEW	<input checked="" type="checkbox"/> STEPSON			
<input type="checkbox"/> DAUGHTER	<input type="checkbox"/> NIECE	<input type="checkbox"/> STEPDAUGHTER			
<input type="checkbox"/> BROTHER	<input type="checkbox"/> FATHER-IN-LAW	<input type="checkbox"/> COUSIN			
<input type="checkbox"/> SISTER	<input type="checkbox"/> MOTHER-IN-LAW	<input type="checkbox"/> HIRED MAN			
<input type="checkbox"/> FATHER	<input type="checkbox"/> SON-IN-LAW	<input type="checkbox"/> ROOMER			
<input type="checkbox"/> MOTHER	<input type="checkbox"/> DAUGHTER-IN-LAW	<input type="checkbox"/> SERVANT			
<input type="checkbox"/> GRANDSON	<input type="checkbox"/> BROTHER-IN-LAW	<input type="checkbox"/> OTHER (Specify)			
<input type="checkbox"/> GRANDDAUGHTER	<input type="checkbox"/> SISTER-IN-LAW				
<input type="checkbox"/> GRANDCHILD	<input type="checkbox"/> ORPHAN				

FORM 10-637
 1910 CENSUS INDEX - INDIVIDUAL

U.S. DEPARTMENT OF COMMERCE
 BUREAU OF THE CENSUS

TEXAS

W307		HEAD OF FAMILY		Wood Miller		E.D.	SHEET
COLOR	AGE	BIRTHPLACE		28	215		
W	19	Miss				VOL.	48
COUNTY		Erath		CITY			
OTHER MEMBERS OF FAMILY							
NAME		RELATIONSHIP	AGE	BIRTHPLACE			
Jennie		W	17				
Vesta		D	4				

FORM 10 636

1910 CENSUS INDEX - FAMILY

U. S. DEPARTMENT OF COMMERCE
BUREAU OF THE CENSUS

TEXAS

WU300	NAME OF INDIVIDUAL <i>Watt Willie</i>		E.O. 35	SHEET 252
COLOR <i>W</i>	AGE <i>24</i>	BIRTHPLACE	VOL. <i>67</i>	
COUNTY <i>Harris</i>		CITY <i>Houston</i>		
ENUMERATED WITH <i>Anderson Fred</i>				
RELATIONSHIP TO ABOVE				
<input type="checkbox"/> SON	<input type="checkbox"/> NEPHEW	<input type="checkbox"/> STEPSON		
<input type="checkbox"/> DAUGHTER	<input type="checkbox"/> NIECE	<input type="checkbox"/> STEPDAUGHTER		
<input type="checkbox"/> BROTHER	<input type="checkbox"/> FATHER-IN-LAW	<input type="checkbox"/> COUSIN		
<input type="checkbox"/> SISTER	<input type="checkbox"/> MOTHER-IN-LAW	<input type="checkbox"/> HIRED MAN		
<input type="checkbox"/> FATHER	<input type="checkbox"/> SON-IN-LAW	<input checked="" type="checkbox"/> ROOMER		
<input type="checkbox"/> MOTHER	<input type="checkbox"/> DAUGHTER-IN-LAW	<input type="checkbox"/> SERVANT		
<input type="checkbox"/> GRANDSON	<input type="checkbox"/> BROTHER-IN-LAW	<input type="checkbox"/> OTHER (<i>Specify</i>)		
<input type="checkbox"/> GRANDDAUGHTER	<input type="checkbox"/> SISTER-IN-LAW			
<input type="checkbox"/> GRANDCHILD	<input type="checkbox"/> ORPHAN			

FORM 10 637
1910 CENSUS INDEX - INDIVIDUAL

U. S. DEPARTMENT OF COMMERCE
BUREAU OF THE CENSUS

TEXAS

U.S. 300		NAME OF INDIVIDUAL <i>White Willie</i>		E.O.	SHEET
COLOR <i>B</i>	AGE <i>39</i>	BIRTHPLACE		<i>71</i>	<i>27</i>
COUNTY <i>Harris</i>			CITY <i>Houston</i>		
VOL.			<i>67</i>		

ENUMERATED WITH *Davis Georgia*

RELATIONSHIP TO ABOVE

- | | | |
|--|--|--|
| <input type="checkbox"/> SON | <input type="checkbox"/> NEPHEW | <input type="checkbox"/> STEPSON |
| <input type="checkbox"/> DAUGHTER | <input type="checkbox"/> NIECE | <input type="checkbox"/> STEPDAUGHTER |
| <input type="checkbox"/> BROTHER | <input type="checkbox"/> FATHER-IN-LAW | <input type="checkbox"/> COUSIN |
| <input type="checkbox"/> SISTER | <input type="checkbox"/> MOTHER-IN-LAW | <input type="checkbox"/> HIRED MAN |
| <input type="checkbox"/> FATHER | <input type="checkbox"/> SON-IN-LAW | <input checked="" type="checkbox"/> ROOMER |
| <input type="checkbox"/> MOTHER | <input type="checkbox"/> DAUGHTER-IN-LAW | <input type="checkbox"/> SERVANT |
| <input type="checkbox"/> GRANDSON | <input type="checkbox"/> BROTHER-IN-LAW | <input type="checkbox"/> OTHER (Specify) |
| <input type="checkbox"/> GRANDDAUGHTER | <input type="checkbox"/> SISTER-IN-LAW | |
| <input type="checkbox"/> GRANDCHILD | <input type="checkbox"/> ORPHAN | |

FORM 10 637
1910 CENSUS INDEX - INDIVIDUAL

U.S. DEPARTMENT OF COMMERCE
BUREAU OF THE CENSUS

TEXAS

11300		NAME OF INDIVIDUAL <i>Wheat Willie</i>		E.D. <i>71</i>	SHEET <i>89</i>
COLOR <i>B</i>	AGE <i>22</i>	BIRTHPLACE -		VOL. <i>67</i>	
COUNTY <i>Harris</i>			CITY <i>Houston</i>		

ENUMERATED WITH *Hodge William*

RELATIONSHIP TO ABOVE

- | | | |
|--|--|---|
| <input type="checkbox"/> SON | <input type="checkbox"/> NEPHEW | <input type="checkbox"/> STEPSON |
| <input checked="" type="checkbox"/> DAUGHTER | <input type="checkbox"/> NIECE | <input type="checkbox"/> STEPDAUGHTER |
| <input type="checkbox"/> BROTHER | <input type="checkbox"/> FATHER-IN-LAW | <input type="checkbox"/> COUSIN |
| <input type="checkbox"/> SISTER | <input type="checkbox"/> MOTHER-IN-LAW | <input type="checkbox"/> HIRED MAN |
| <input type="checkbox"/> FATHER | <input type="checkbox"/> SON-IN-LAW | <input type="checkbox"/> ROOMER |
| <input type="checkbox"/> MOTHER | <input type="checkbox"/> DAUGHTER-IN-LAW | <input type="checkbox"/> SERVANT |
| <input type="checkbox"/> GRANDSON | <input type="checkbox"/> BROTHER-IN-LAW | <input type="checkbox"/> OTHER (<i>Specify</i>) |
| <input type="checkbox"/> GRANDDAUGHTER | <input type="checkbox"/> SISTER-IN-LAW | |
| <input type="checkbox"/> GRANDCHILD | <input type="checkbox"/> ORPHAN | |

FORM 100-97
1910 CENSUS INDEX - INDIVIDUAL

U.S. DEPARTMENT OF COMMERCE
BUREAU OF THE CENSUS

TEXAS

HEAD OF FAMILY		E.D.		SHEET	
1100		70		290	
COLOR	AGE	BIRTHPLACE		VOL.	
	22			40	
COUNTY			CITY		
Denton					
OTHER MEMBERS OF FAMILY					
NAME		RELATION- SHIP	AGE	BIRTHPLACE	
Henry		W	25		
Elnor		S	5		
Lilma		D	3		
Arthur		S	4 1/2		

FORM 10 536

1910 CENSUS INDEX - FAMILY

U.S. DEPARTMENT OF COMMERCE
BUREAU OF THE CENSUS

TEXAS

W 300		NAME OF INDIVIDUAL Wheat Willie		E.D.	SHEET
COLOR	W	AGE	BIRTHPLACE	7	17
COUNTY	Beh		CITY	VOL.	7
ENUMERATED WITH Wheat Newt.					
RELATIONSHIP TO ABOVE					
<input type="checkbox"/> SON	<input checked="" type="checkbox"/> NEPHEW	<input type="checkbox"/> STEPSON			
<input type="checkbox"/> DAUGHTER	<input type="checkbox"/> NIECE	<input type="checkbox"/> STEPDAUGHTER			
<input type="checkbox"/> BROTHER	<input type="checkbox"/> FATHER-IN-LAW	<input type="checkbox"/> COUSIN			
<input type="checkbox"/> SISTER	<input type="checkbox"/> MOTHER-IN-LAW	<input type="checkbox"/> HIRED MAN			
<input type="checkbox"/> FATHER	<input type="checkbox"/> SON-IN-LAW	<input type="checkbox"/> ROOMER			
<input type="checkbox"/> MOTHER	<input type="checkbox"/> DAUGHTER-IN-LAW	<input type="checkbox"/> SERVANT			
<input type="checkbox"/> GRANDSON	<input type="checkbox"/> BROTHER-IN-LAW	<input type="checkbox"/> OTHER (Specify)			
<input type="checkbox"/> GRANDDAUGHTER	<input type="checkbox"/> SISTER-IN-LAW				
<input type="checkbox"/> GRANDCHILD	<input type="checkbox"/> ORPHAN				

FORM 10 637
1910 CENSUS INDEX - INDIVIDUAL

U. S. DEPARTMENT OF COMMERCE
BUREAU OF THE CENSUS

TEXAS

11300		NAME OF INDIVIDUAL Wood Willie		E D.	SHEET
COLOR	W	AGE	3	BIRTHPLACE	316
COUNTY	Bell		CITY	8	
ENUMERATED WITH Wood Willie					
RELATIONSHIP TO ABOVE					
<input type="checkbox"/> SON	<input type="checkbox"/> NEPHEW	<input type="checkbox"/> STEPSON			
<input type="checkbox"/> DAUGHTER	<input type="checkbox"/> NIECE	<input type="checkbox"/> STEPDAUGHTER			
<input type="checkbox"/> BROTHER	<input type="checkbox"/> FATHER-IN-LAW	<input type="checkbox"/> GRANDSON			
<input checked="" type="checkbox"/> SISTER	<input type="checkbox"/> MOTHER-IN-LAW	<input type="checkbox"/> GRANDDAUGHTER			
<input type="checkbox"/> FATHER	<input type="checkbox"/> SON-IN-LAW	<input type="checkbox"/> GRANDCHILD			
<input type="checkbox"/> MOTHER	<input type="checkbox"/> DAUGHTER-IN-LAW				
<input type="checkbox"/> GRANDSON	<input type="checkbox"/> BROTHER-IN-LAW				
<input type="checkbox"/> GRANDDAUGHTER	<input type="checkbox"/> SISTER-IN-LAW				
<input type="checkbox"/> GRANDCHILD	<input type="checkbox"/> ORPHAN				
		<input type="checkbox"/> OTHER (Specify)			

FORM NO 837
1910 CENSUS INDEX - INDIVIDUAL

U S DEPARTMENT OF COMMERCE
BUREAU OF THE CENSUS

W 300		NAME OF INDIVIDUAL		TEXAS	
COLOR	B	AGE	9	BIRTHPLACE	Woodville
COUNTY			Grayson	CITY	Denison
ENUMERATED WITH			Bogian Sophie		
RELATIONSHIP TO ABOVE					
<input checked="" type="checkbox"/> SON	<input type="checkbox"/> NEPHEW	<input type="checkbox"/> STEPSON			
<input type="checkbox"/> DAUGHTER	<input type="checkbox"/> NIECE	<input type="checkbox"/> STEPDAUGHTER			
<input type="checkbox"/> BROTHER	<input type="checkbox"/> FATHER-IN-LAW	<input type="checkbox"/> COUSIN			
<input type="checkbox"/> SISTER	<input type="checkbox"/> MOTHER-IN-LAW	<input type="checkbox"/> HIRED MAN			
<input type="checkbox"/> FATHER	<input type="checkbox"/> SON-IN-LAW	<input type="checkbox"/> ROOMER			
<input type="checkbox"/> MOTHER	<input type="checkbox"/> DAUGHTER-IN-LAW	<input type="checkbox"/> SERVANT			
<input type="checkbox"/> GRANDSON	<input type="checkbox"/> BROTHER-IN-LAW	<input type="checkbox"/> OTHER (Specify)			
<input type="checkbox"/> GRANDDAUGHTER	<input type="checkbox"/> SISTER-IN-LAW				
<input type="checkbox"/> GRANDCHILD	<input type="checkbox"/> ORPHAN				

FORM 10-637

1910 CENSUS INDEX - INDIVIDUAL

U. S. DEPARTMENT OF COMMERCE
BUREAU OF THE CENSUS

TEXAS

W-300		NAME OF INDIVIDUAL <i>White Nellie</i>		E.D. <i>48</i>	SHEET <i>26</i>
COLOR <i>W</i>	AGE <i>73</i>	BIRTHPLACE		VOL. <i>56</i>	
COUNTY <i>Galveston</i>			CITY <i>Galveston</i>		
ENUMERATED WITH <i>Heyman Samuel J</i>					
RELATIONSHIP TO ABOVE					
<input type="checkbox"/> SON	<input type="checkbox"/> NEPHEW	<input type="checkbox"/> STEPSON			
<input type="checkbox"/> DAUGHTER	<input type="checkbox"/> NIECE	<input type="checkbox"/> STEPDAUGHTER			
<input type="checkbox"/> BROTHER	<input type="checkbox"/> FATHER-IN-LAW	<input type="checkbox"/> COUSIN			
<input type="checkbox"/> SISTER	<input type="checkbox"/> MOTHER-IN-LAW	<input type="checkbox"/> HIRED MAN			
<input type="checkbox"/> FATHER	<input type="checkbox"/> SON-IN-LAW	<input type="checkbox"/> ROOMER			
<input type="checkbox"/> MOTHER	<input type="checkbox"/> DAUGHTER-IN-LAW	<input type="checkbox"/> SERVANT			
<input type="checkbox"/> GRANDSON	<input type="checkbox"/> BROTHER-IN-LAW	<input type="checkbox"/> OTHER (<i>Specify</i>)			
<input type="checkbox"/> GRANDDAUGHTER	<input type="checkbox"/> SISTER-IN-LAW				
<input type="checkbox"/> GRANDCHILD	<input type="checkbox"/> ORPHAN				

FORM 10 637

1910 CENSUS INDEX - INDIVIDUAL

U. S. DEPARTMENT OF COMMERCE
BUREAU OF THE CENSUS

TEXAS

W 300		NAME OF INDIVIDUAL		W. H. W. Walker		E. D.		SHEET			
COLOR		AGE		BIRTHPLACE		137		112			
13		4				VOL.		141			
COUNTY				CITY							
				Walker							
ENUMERATED WITH											
Randal W. Walker											
RELATIONSHIP TO ABOVE											
<input type="checkbox"/> SON <input type="checkbox"/> DAUGHTER <input type="checkbox"/> BROTHER <input type="checkbox"/> SISTER <input type="checkbox"/> FATHER <input type="checkbox"/> MOTHER <input type="checkbox"/> GRANDSON <input checked="" type="checkbox"/> GRANDDAUGHTER <input type="checkbox"/> GRANDCHILD			<input type="checkbox"/> NEPHEW <input type="checkbox"/> NIECE <input type="checkbox"/> FATHER-IN-LAW <input type="checkbox"/> MOTHER-IN-LAW <input type="checkbox"/> SON-IN-LAW <input type="checkbox"/> DAUGHTER-IN-LAW <input type="checkbox"/> BROTHER-IN-LAW <input type="checkbox"/> SISTER-IN-LAW <input type="checkbox"/> ORPHAN			<input type="checkbox"/> STEPSON <input type="checkbox"/> STEPDAUGHTER <input type="checkbox"/> COUSIN <input type="checkbox"/> HIRED MAN <input type="checkbox"/> ROOMER <input type="checkbox"/> SERVANT <input type="checkbox"/> OTHER (Specify)					

FORM BC-627 (5-5-67)
FORMERLY 10-637

1910 CENSUS INDEX - INDIVIDUAL

U. S. DEPARTMENT OF COMMERCE
BUREAU OF THE CENSUS

TEXAS

W300		NAME OF INDIVIDUAL		white, Willie		E.D.	SHEET
1772		AGE	BIRTHPLACE		VOL.		
1772		4			91		
COUNTY				CITY			
Lamar							
ENUMERATED WITH							
white, Norma							
RELATIONSHIP TO ABOVE.							
<input type="checkbox"/> SON	<input type="checkbox"/> NEPHEW	<input type="checkbox"/> STEPSON					
<input type="checkbox"/> DAUGHTER	<input type="checkbox"/> NIECE	<input type="checkbox"/> STEPDAUGHTER					
<input type="checkbox"/> BROTHER	<input type="checkbox"/> FATHER-IN-LAW	<input type="checkbox"/> COUSIN					
<input type="checkbox"/> SISTER	<input type="checkbox"/> MOTHER-IN-LAW	<input type="checkbox"/> HIRED MAN					
<input type="checkbox"/> FATHER	<input type="checkbox"/> SON-IN-LAW	<input type="checkbox"/> ROOMER					
<input type="checkbox"/> MOTHER	<input type="checkbox"/> DAUGHTER-IN-LAW	<input type="checkbox"/> SERVANT					
<input checked="" type="checkbox"/> GRANDSON	<input type="checkbox"/> BROTHER-IN-LAW	<input type="checkbox"/> OTHER (Specify)					
<input type="checkbox"/> GRANDDAUGHTER	<input type="checkbox"/> SISTER-IN-LAW						
<input type="checkbox"/> GRANDCHILD	<input type="checkbox"/> ORPHAN						

FORM 10-637
1910 CENSUS INDEX - INDIVIDUAL

U. S. DEPARTMENT OF COMMERCE
BUREAU OF THE CENSUS

TEXAS

W 300		NAME OF INDIVIDUAL White Willie		E.D. 106	SHEET 81
COLOR W	AGE 23	BIRTHPLACE Not Reported		VOL. 1H	
COUNTY NUECES			CITY Kingsville		
ENUMERATED WITH Horace Patrick					
RELATIONSHIP TO ABOVE					
<input type="checkbox"/> SON	<input type="checkbox"/> NEPHEW	<input type="checkbox"/> STEPSON			
<input type="checkbox"/> DAUGHTER	<input type="checkbox"/> NIECE	<input type="checkbox"/> STEPDAUGHTER			
<input type="checkbox"/> BROTHER	<input type="checkbox"/> FATHER-IN-LAW	<input type="checkbox"/> COUSIN			
<input type="checkbox"/> SISTER	<input type="checkbox"/> MOTHER-IN-LAW	<input type="checkbox"/> HIRED MAN			
<input type="checkbox"/> FATHER	<input type="checkbox"/> SON-IN-LAW	<input checked="" type="checkbox"/> ROOMER			
<input type="checkbox"/> MOTHER	<input type="checkbox"/> DAUGHTER-IN-LAW	<input type="checkbox"/> SERVANT			
<input type="checkbox"/> GRANDSON	<input type="checkbox"/> BROTHER-IN-LAW	<input type="checkbox"/> OTHER (Specify)			
<input type="checkbox"/> GRANDDAUGHTER	<input type="checkbox"/> SISTER-IN-LAW				
<input type="checkbox"/> GRANDCHILD	<input type="checkbox"/> ORPHAN				

FORM 10-637

1910 CENSUS INDEX - INDIVIDUAL

U.S. DEPARTMENT OF COMMERCE
BUREAU OF THE CENSUS

TEXAS

W 300		NAME OF INDIVIDUAL Woody Willie		E.D. 205	SHEET 129
COLOR W	AGE 16	BIRTHPLACE		VOL. 103	
COUNTY Mills			CITY Goldthwaite		
ENUMERATED WITH Woody, Margaret					
RELATIONSHIP TO ABOVE					
<input type="checkbox"/> SON	<input type="checkbox"/> NEPHEW	<input type="checkbox"/> STEPSON			
<input type="checkbox"/> DAUGHTER	<input type="checkbox"/> NIECE	<input type="checkbox"/> STEPDAUGHTER			
<input type="checkbox"/> BROTHER	<input type="checkbox"/> FATHER-IN-LAW	<input type="checkbox"/> COUSIN			
<input type="checkbox"/> SISTER	<input type="checkbox"/> MOTHER-IN-LAW	<input type="checkbox"/> HIRED MAN			
<input type="checkbox"/> FATHER	<input type="checkbox"/> SON-IN-LAW	<input type="checkbox"/> ROOMER			
<input type="checkbox"/> MOTHER	<input type="checkbox"/> DAUGHTER-IN-LAW	<input type="checkbox"/> SERVANT			
<input checked="" type="checkbox"/> GRANDSON	<input type="checkbox"/> BROTHER-IN-LAW	<input type="checkbox"/> OTHER (Specify)			
<input type="checkbox"/> GRANDDAUGHTER	<input type="checkbox"/> SISTER-IN-LAW				
<input type="checkbox"/> GRANDCHILD	<input type="checkbox"/> ORPHAN				

FORM 10 637
1910 CENSUS INDEX - INDIVIDUAL

U S DEPARTMENT OF COMMERCE
BUREAU OF THE CENSUS

TEXAS

W300	NAME OF INDIVIDUAL White Willie		E.D.	SHEET
COLOR B.	AGE 4	BIRTHPLACE	2	2
COUNTY Blanco	CITY		VOL.	6
ENUMERATED WITH Nichols Willie				
RELATIONSHIP TO ABOVE				
<input type="checkbox"/> SON	<input type="checkbox"/> NEPHEW	<input checked="" type="checkbox"/> STEPSON		
<input type="checkbox"/> DAUGHTER	<input type="checkbox"/> NIECE	<input type="checkbox"/> STEPDAUGHTER		
<input type="checkbox"/> BROTHER	<input type="checkbox"/> FATHER-IN-LAW	<input type="checkbox"/> COUSIN		
<input type="checkbox"/> SISTER	<input type="checkbox"/> MOTHER-IN-LAW	<input type="checkbox"/> HIRED MAN		
<input type="checkbox"/> FATHER	<input type="checkbox"/> SON-IN-LAW	<input type="checkbox"/> ROOMER		
<input type="checkbox"/> MOTHER	<input type="checkbox"/> DAUGHTER-IN-LAW	<input type="checkbox"/> SERVANT		
<input type="checkbox"/> GRANDSON	<input type="checkbox"/> BROTHER-IN-LAW	<input type="checkbox"/> OTHER (Specify)		
<input type="checkbox"/> GRANDDAUGHTER	<input type="checkbox"/> SISTER-IN-LAW			
<input type="checkbox"/> GRANDCHILD	<input type="checkbox"/> ORPHAN			

FORM 10 637
1910 CENSUS INDEX - INDIVIDUAL

U. S. DEPARTMENT OF COMMERCE
BUREAU OF THE CENSUS

TEXAS

10-300		NAME OF INDIVIDUAL Wade Wilcox		E.O.	SHEET
COLOR	13'	AGE	40	47	193
BIRTHPLACE			VOL.		
COUNTY			34		
Dallan			CITY Dallas		
ENUMERATED WITH					
Dorothy W. S.					
RELATIONSHIP TO ABOVE					
<input type="checkbox"/> SON	<input type="checkbox"/> NEPHEW	<input type="checkbox"/> STEPSON			
<input type="checkbox"/> HALF BROTHER	<input type="checkbox"/> Nephew	<input type="checkbox"/> STEPDAUGHTER			
<input type="checkbox"/> BROTHER	<input type="checkbox"/> FATHER IN LAW	<input type="checkbox"/> COUSIN			
<input type="checkbox"/> SISTER	<input type="checkbox"/> MOTHER IN LAW	<input type="checkbox"/> HUSBAND			
<input type="checkbox"/> FATHER	<input type="checkbox"/> SISTER IN LAW	<input type="checkbox"/> ROOMER			
<input type="checkbox"/> MOTHER	<input type="checkbox"/> DAUGHTER IN LAW	<input type="checkbox"/> SERVANT			
<input type="checkbox"/> GRANDSON	<input type="checkbox"/> BROTHER IN LAW	<input type="checkbox"/> OTHER (Specify)			
<input type="checkbox"/> GRANDDAUGHTER	<input type="checkbox"/> SISTER IN LAW				
<input type="checkbox"/> GRANDCHILD	<input type="checkbox"/> ORPHAN				

FORM 10-637
1910 CENSUS INDEX - INDIVIDUAL

U.S. DEPARTMENT OF COMMERCE
BUREAU OF THE CENSUS

TEXAS

w300		NAME OF INDIVIDUAL <i>Wyatt Willie</i>		E.O. <i>39</i>	SHEET <i>280</i>
COLOR <i>B</i>	AGE <i>18</i>	BIRTHPLACE		VOL. <i>34</i>	
COUNTY <i>Dallas</i>			CITY <i>Dallas</i>		
ENUMERATED WITH <i>Taylor Willie</i>					
RELATIONSHIP TO ABOVE					
<input type="checkbox"/> SON	<input type="checkbox"/> NEPHEW	<input type="checkbox"/> STEPSON			
<input type="checkbox"/> DAUGHTER	<input type="checkbox"/> NIECE	<input type="checkbox"/> STEPDAUGHTER			
<input type="checkbox"/> BROTHER	<input type="checkbox"/> FATHER-IN-LAW	<input type="checkbox"/> COUSIN			
<input type="checkbox"/> SISTER	<input type="checkbox"/> MOTHER-IN-LAW	<input type="checkbox"/> HIRED MAN			
<input type="checkbox"/> FATHER	<input type="checkbox"/> SON-IN-LAW	<input checked="" type="checkbox"/> ROOMER			
<input type="checkbox"/> MOTHER	<input type="checkbox"/> DAUGHTER-IN-LAW	<input type="checkbox"/> SERVANT			
<input type="checkbox"/> GRANDSON	<input type="checkbox"/> BROTHER-IN-LAW	<input type="checkbox"/> OTHER (Specify)			
<input type="checkbox"/> GRANDDAUGHTER	<input type="checkbox"/> SISTER-IN-LAW				
<input type="checkbox"/> GRANDCHILD	<input type="checkbox"/> ORPHAN				

FORM 10-637
1910 CENSUS INDEX - INDIVIDUAL

U.S. DEPARTMENT OF COMMERCE
BUREAU OF THE CENSUS

TEXAS

10300	HEAD OF FAMILY W. L. White Willie		E.D. 71	SHEET 273
COLOR W	AGE 36	BIRTHPLACE	VOL. 78	
COUNTY Houston		CITY		
OTHER MEMBERS OF FAMILY				
NAME		RELATIONSHIP	AGE	BIRTHPLACE
Maguire		W	25	
Child		S	8	
Child		S	7	
Child		D	4	

FORM 10 636
1910 CENSUS INDEX - FAMILY

U S DEPARTMENT OF COMMERCE
BUREAU OF THE CENSUS

TEXAS

62300		NAME OF INDIVIDUAL White Willie		E.O. 36	SHEET 7																											
COLOR W	AGE 17	BIRTHPLACE		VOL. 24																												
COUNTY		Clay	CITY																													
ENUMERATED WITH Y		Ferguson Arthur																														
RELATIONSHIP TO ABOVE		<table border="0"> <tr> <td><input type="checkbox"/> SON</td> <td><input type="checkbox"/> NEPHEW</td> <td><input type="checkbox"/> STEPSON</td> </tr> <tr> <td><input type="checkbox"/> DAUGHTER</td> <td><input type="checkbox"/> NIECE</td> <td><input type="checkbox"/> STEPDAUGHTER</td> </tr> <tr> <td><input type="checkbox"/> BROTHER</td> <td><input type="checkbox"/> FATHER-IN-LAW</td> <td><input type="checkbox"/> COUSIN</td> </tr> <tr> <td><input type="checkbox"/> SISTER</td> <td><input type="checkbox"/> MOTHER-IN-LAW</td> <td><input checked="" type="checkbox"/> HIRED MAN</td> </tr> <tr> <td><input type="checkbox"/> FATHER</td> <td><input type="checkbox"/> SON-IN-LAW</td> <td><input type="checkbox"/> ROOMER</td> </tr> <tr> <td><input type="checkbox"/> MOTHER</td> <td><input type="checkbox"/> DAUGHTER-IN-LAW</td> <td><input type="checkbox"/> SERVANT</td> </tr> <tr> <td><input type="checkbox"/> GRANDSON</td> <td><input type="checkbox"/> BROTHER-IN-LAW</td> <td><input type="checkbox"/> OTHER (Specify)</td> </tr> <tr> <td><input type="checkbox"/> GRANDDAUGHTER</td> <td><input type="checkbox"/> SISTER-IN-LAW</td> <td></td> </tr> <tr> <td><input type="checkbox"/> GRANDCHILD</td> <td><input type="checkbox"/> ORPHAN</td> <td></td> </tr> </table>				<input type="checkbox"/> SON	<input type="checkbox"/> NEPHEW	<input type="checkbox"/> STEPSON	<input type="checkbox"/> DAUGHTER	<input type="checkbox"/> NIECE	<input type="checkbox"/> STEPDAUGHTER	<input type="checkbox"/> BROTHER	<input type="checkbox"/> FATHER-IN-LAW	<input type="checkbox"/> COUSIN	<input type="checkbox"/> SISTER	<input type="checkbox"/> MOTHER-IN-LAW	<input checked="" type="checkbox"/> HIRED MAN	<input type="checkbox"/> FATHER	<input type="checkbox"/> SON-IN-LAW	<input type="checkbox"/> ROOMER	<input type="checkbox"/> MOTHER	<input type="checkbox"/> DAUGHTER-IN-LAW	<input type="checkbox"/> SERVANT	<input type="checkbox"/> GRANDSON	<input type="checkbox"/> BROTHER-IN-LAW	<input type="checkbox"/> OTHER (Specify)	<input type="checkbox"/> GRANDDAUGHTER	<input type="checkbox"/> SISTER-IN-LAW		<input type="checkbox"/> GRANDCHILD	<input type="checkbox"/> ORPHAN	
<input type="checkbox"/> SON	<input type="checkbox"/> NEPHEW	<input type="checkbox"/> STEPSON																														
<input type="checkbox"/> DAUGHTER	<input type="checkbox"/> NIECE	<input type="checkbox"/> STEPDAUGHTER																														
<input type="checkbox"/> BROTHER	<input type="checkbox"/> FATHER-IN-LAW	<input type="checkbox"/> COUSIN																														
<input type="checkbox"/> SISTER	<input type="checkbox"/> MOTHER-IN-LAW	<input checked="" type="checkbox"/> HIRED MAN																														
<input type="checkbox"/> FATHER	<input type="checkbox"/> SON-IN-LAW	<input type="checkbox"/> ROOMER																														
<input type="checkbox"/> MOTHER	<input type="checkbox"/> DAUGHTER-IN-LAW	<input type="checkbox"/> SERVANT																														
<input type="checkbox"/> GRANDSON	<input type="checkbox"/> BROTHER-IN-LAW	<input type="checkbox"/> OTHER (Specify)																														
<input type="checkbox"/> GRANDDAUGHTER	<input type="checkbox"/> SISTER-IN-LAW																															
<input type="checkbox"/> GRANDCHILD	<input type="checkbox"/> ORPHAN																															

FORM 10-637
1910 CENSUS INDEX - INDIVIDUAL

U. S. DEPARTMENT OF COMMERCE
BUREAU OF THE CENSUS

TEXAS

W300	NAME OF INDIVIDUAL <i>White, Willie</i>		E.D. <i>4</i>	SHEET <i>36</i>
COLOR <i>B</i>	AGE <i>9</i>	BIRTHPLACE <i>Ark</i>	VOL. <i>15</i>	
COUNTY <i>Bowie</i>		CITY <i>Texarkana</i>		
ENUMERATED WITH <i>Malone, Mary</i>				
RELATIONSHIP TO ABOVE				
<input type="checkbox"/> SON	<input type="checkbox"/> NEPHEW	<input type="checkbox"/> STEPSON		
<input type="checkbox"/> DAUGHTER	<input type="checkbox"/> NIECE	<input type="checkbox"/> STEPDAUGHTER		
<input type="checkbox"/> BROTHER	<input type="checkbox"/> FATHER-IN-LAW	<input type="checkbox"/> COUSIN		
<input type="checkbox"/> SISTER	<input type="checkbox"/> MOTHER-IN-LAW	<input type="checkbox"/> HIRED MAN		
<input type="checkbox"/> FATHER	<input type="checkbox"/> SON-IN-LAW	<input checked="" type="checkbox"/> ROOMER		
<input type="checkbox"/> MOTHER	<input type="checkbox"/> DAUGHTER-IN-LAW	<input type="checkbox"/> SERVANT		
<input type="checkbox"/> GRANDSON	<input type="checkbox"/> BROTHER-IN-LAW	<input type="checkbox"/> OTHER (<i>Specify</i>)		
<input type="checkbox"/> GRANDDAUGHTER	<input type="checkbox"/> SISTER-IN-LAW			
<input type="checkbox"/> GRANDCHILD	<input type="checkbox"/> ORPHAN			

FORM 10-637
1910 CENSUS INDEX - INDIVIDUAL

U. S. DEPARTMENT OF COMMERCE
BUREAU OF THE CENSUS

TEXAS

W 300		NAME OF INDIVIDUAL <i>White Willie</i>		E.O.	SHEET
COLOR <i>-B</i>	AGE <i>2</i>	BIRTHPLACE		<i>52</i>	<i>44</i>
COUNTY		CITY		VOL.	
<i>Falls</i>		<i>Falls</i>		<i>49</i>	
ENUMERATED WITH					
<i>Jones Pampy</i>					
RELATIONSHIP TO ABOVE					
<input type="checkbox"/> SON	<input type="checkbox"/> NEPHEW	<input type="checkbox"/> STEPSON			
<input checked="" type="checkbox"/> DAUGHTER	<input type="checkbox"/> NIECE	<input type="checkbox"/> STEPDAUGHTER			
<input type="checkbox"/> BROTHER	<input type="checkbox"/> FATHER-IN-LAW	<input type="checkbox"/> COUSIN			
<input type="checkbox"/> SISTER	<input type="checkbox"/> MOTHER-IN-LAW	<input checked="" type="checkbox"/> HIRED MAN			
<input type="checkbox"/> FATHER	<input type="checkbox"/> SON-IN-LAW	<input type="checkbox"/> ROOMER			
<input type="checkbox"/> MOTHER	<input type="checkbox"/> DAUGHTER-IN-LAW	<input type="checkbox"/> SERVANT			
<input type="checkbox"/> GRANDSON	<input type="checkbox"/> BROTHER-IN-LAW	<input type="checkbox"/> OTHER (Specify)			
<input type="checkbox"/> GRANDDAUGHTER	<input type="checkbox"/> SISTER-IN-LAW				
<input type="checkbox"/> GRANDCHILD	<input type="checkbox"/> ORPHAN				

FORM 10-637
1910 CENSUS INDEX - INDIVIDUAL

U. S. DEPARTMENT OF COMMERCE
BUREAU OF THE CENSUS

TEXAS

HEAD OF FAMILY		E.O.		SHEET	
10 White, White		104		93	
COLOR	AGE	BIRTHPLACE		VOL.	
B	28			122	
COUNTY			CITY		
San Jacinto			-		
OTHER MEMBERS OF FAMILY					
NAME		RELATIONSHIP	AGE	BIRTHPLACE	
/ Fanning		W	23		
/ Mitchell		S	1		

FORM 10 636
1910 CENSUS INDEX - FAMILY

U S. DEPARTMENT OF COMMERCE
BUREAU OF THE CENSUS

TEXAS

W500	NAME OF INDIVIDUAL		E.D.	SHEET
COLOR	AGE	BIRTHPLACE	133	60
W	14	Wood	VOL.	149
COUNTY	CITY			
		Wood		
ENUMERATED WITH				
W. Whitworth A. L.				
RELATIONSHIP TO ABOVE				
<input type="checkbox"/> SON	<input type="checkbox"/> NEPHEW	<input type="checkbox"/> STEPSON		
<input type="checkbox"/> DAUGHTER	<input type="checkbox"/> NIECE	<input type="checkbox"/> STEPDAUGHTER		
<input type="checkbox"/> BROTHER	<input type="checkbox"/> FATHER-IN-LAW	<input type="checkbox"/> COUSIN		
<input type="checkbox"/> SISTER	<input type="checkbox"/> MOTHER-IN-LAW	<input type="checkbox"/> HIRE MAN		
<input type="checkbox"/> FATHER	<input type="checkbox"/> SON-IN-LAW	<input type="checkbox"/> ROOMER		
<input type="checkbox"/> MOTHER	<input type="checkbox"/> DAUGHTER-IN-LAW	<input type="checkbox"/> SERVANT		
<input type="checkbox"/> GRANDSON	<input checked="" type="checkbox"/> BROTHER-IN-LAW	<input type="checkbox"/> OTHER (Specify)		
<input type="checkbox"/> GRANDDAUGHTER	<input type="checkbox"/> SISTER-IN-LAW			
<input type="checkbox"/> GRANDCHILD	<input type="checkbox"/> ORPHAN			

FORM BC-627 (8-6-67)
FORMERLY 10-827

U.S. DEPARTMENT OF COMMERCE
BUREAU OF THE CENSUS

1910 CENSUS INDEX - INDIVIDUAL

TEXAS

W 300	NAME OF INDIVIDUAL W. G. Willie		E. D. 118	SHEET 103
COLOR B	AGE 12	BIRTHPLACE	VOL. 118	
COUNTY		CITY		
ROBERTSON				
ENUMERATED WITH Johnson, Josephus				
RELATIONSHIP TO ABOVE				
<input type="checkbox"/> SON	<input type="checkbox"/> NEPHEW	<input checked="" type="checkbox"/> STEPSON		
<input type="checkbox"/> DAUGHTER	<input type="checkbox"/> NIECE	<input type="checkbox"/> STEPDAUGHTER		
<input type="checkbox"/> BROTHER	<input type="checkbox"/> FATHER-IN-LAW	<input type="checkbox"/> COUSIN		
<input type="checkbox"/> SISTER	<input type="checkbox"/> MOTHER-IN-LAW	<input type="checkbox"/> HIRED MAN		
<input type="checkbox"/> FATHER	<input type="checkbox"/> SON-IN-LAW	<input type="checkbox"/> ROOMER		
<input type="checkbox"/> MOTHER	<input type="checkbox"/> DAUGHTER-IN-LAW	<input type="checkbox"/> SERVANT		
<input type="checkbox"/> GRANDSON	<input type="checkbox"/> BROTHER-IN-LAW	<input type="checkbox"/> OTHER (Specify)		
<input type="checkbox"/> GRANDDAUGHTER	<input type="checkbox"/> SISTER-IN-LAW			
<input type="checkbox"/> GRANDCHILD	<input type="checkbox"/> ORPHAN			

FORM 10 637
1910 CENSUS INDEX - INDIVIDUAL

U. S. DEPARTMENT OF COMMERCE
BUREAU OF THE CENSUS

TEXAS

W 300	NAME OF INDIVIDUAL <i>Witt, Willie</i>		E.D. <i>211</i>	SHEET <i>111</i>
COLOR <i>W</i>	AGE <i>35</i>	BIRTHPLACE	VOL. <i>- 120</i>	
COUNTY <i>Runnels</i>		CITY		
ENUMERATED WITH <i>Cox, Joseph M</i>				
RELATIONSHIP TO ABOVE				
<input type="checkbox"/> SON	<input type="checkbox"/> NEPHEW	<input type="checkbox"/> STEPSON		
<input checked="" type="checkbox"/> DAUGHTER	<input type="checkbox"/> NIECE	<input type="checkbox"/> STEPDAUGHTER		
<input type="checkbox"/> BROTHER	<input type="checkbox"/> FATHER-IN-LAW	<input type="checkbox"/> COUSIN		
<input type="checkbox"/> SISTER	<input type="checkbox"/> MOTHER-IN-LAW	<input type="checkbox"/> HIRED MAN		
<input type="checkbox"/> FATHER	<input type="checkbox"/> SON-IN-LAW	<input type="checkbox"/> ROOMER		
<input type="checkbox"/> MOTHER	<input type="checkbox"/> DAUGHTER-IN-LAW	<input type="checkbox"/> SERVANT		
<input type="checkbox"/> GRANDSON	<input type="checkbox"/> BROTHER-IN-LAW	<input type="checkbox"/> OTHER (<i>Specify</i>)		
<input type="checkbox"/> GRANDDAUGHTER	<input type="checkbox"/> SISTER-IN-LAW			
<input type="checkbox"/> GRANDCHILD	<input type="checkbox"/> ORPHAN			

FORM 10 617

1910 CENSUS INDEX - INDIVIDUAL

U S DEPARTMENT OF COMMERCE
BUREAU OF THE CENSUS

TEXAS

HEAD OF FAMILY <i>W. H. W. W. W. W.</i>		E.O. <i>133</i>	SHEET <i>178</i>
COLOR <i>W</i>	AGE <i>24</i>	BIRTHPLACE	
COUNTY Sabine		CITY <i>119</i>	
OTHER MEMBERS OF FAMILY			
NAME	RELATIONSHIP	AGE	BIRTHPLACE
<i>Minnie</i>	<i>W</i>	<i>22</i>	
<i>Walter</i>	<i>S</i>	<i>9</i>	
<i>Clayton</i>	<i>S</i>	<i>2</i>	

FORM 10-836
1910 CENSUS INDEX - FAMILY

U. S. DEPARTMENT OF COMMERCE
BUREAU OF THE CENSUS

TEXAS

w300		NAME OF INDIVIDUAL		E.D.	SHEET
COLOR <i>B</i>		AGE <i>10</i>		BIRTHPLACE <i>White Willie</i>	
COUNTY <i>Panola</i>		CITY		VOL. <i>114</i>	
ENUMERATED WITH <i>Scott Lena</i>					
RELATIONSHIP TO ABOVE					
<input checked="" type="checkbox"/> SON	<input type="checkbox"/> NEPHEW	<input type="checkbox"/> STEPSON			
<input type="checkbox"/> DAUGHTER	<input type="checkbox"/> NIECE	<input type="checkbox"/> STEPDAUGHTER			
<input type="checkbox"/> BROTHER	<input type="checkbox"/> FATHER-IN-LAW	<input type="checkbox"/> COUSIN			
<input type="checkbox"/> SISTER	<input type="checkbox"/> MOTHER-IN-LAW	<input type="checkbox"/> HIRED MAN			
<input type="checkbox"/> FATHER	<input type="checkbox"/> SON-IN-LAW	<input type="checkbox"/> ROOMER			
<input type="checkbox"/> MOTHER	<input type="checkbox"/> DAUGHTER-IN-LAW	<input type="checkbox"/> SERVANT			
<input type="checkbox"/> GRANDSON	<input type="checkbox"/> BROTHER-IN-LAW	<input type="checkbox"/> OTHER (Specify)			
<input type="checkbox"/> GRANDDAUGHTER	<input type="checkbox"/> SISTER-IN-LAW				
<input type="checkbox"/> GRANDCHILD	<input type="checkbox"/> ORPHAN				

FORM 10-637
1910 CENSUS INDEX - INDIVIDUAL

U. S. DEPARTMENT OF COMMERCE
BUREAU OF THE CENSUS

TEXAS

10 300	NAME OF INDIVIDUAL Wood, Willie		E. D.	SHEET
COLOR W	AGE 30	BIRTHPLACE	114	23
COUNTY Parker	CITY		VOL.	1101
ENUMERATED WITH Wood, Richard				
RELATIONSHIP TO ABOVE				
<input type="checkbox"/> SON	<input type="checkbox"/> NEPHEW	<input type="checkbox"/> STEPSON		
<input type="checkbox"/> DAUGHTER	<input type="checkbox"/> NIECE	<input type="checkbox"/> STEPDAUGHTER		
<input checked="" type="checkbox"/> BROTHER	<input type="checkbox"/> FATHER-IN-LAW	<input type="checkbox"/> COUSIN		
<input type="checkbox"/> SISTER	<input type="checkbox"/> MOTHER-IN-LAW	<input type="checkbox"/> HIRED MAN		
<input type="checkbox"/> FATHER	<input type="checkbox"/> SON-IN-LAW	<input type="checkbox"/> ROOMER		
<input type="checkbox"/> MOTHER	<input type="checkbox"/> DAUGHTER-IN-LAW	<input type="checkbox"/> SERVANT		
<input type="checkbox"/> GRANDSON	<input type="checkbox"/> BROTHER-IN-LAW	<input type="checkbox"/> OTHER (Specify)		
<input type="checkbox"/> GRANDDAUGHTER	<input type="checkbox"/> SISTER-IN-LAW			
<input type="checkbox"/> GRANDCHILD	<input type="checkbox"/> ORPHAN			

FORM 10 837
1910 CENSUS INDEX - INDIVIDUAL

U. S. DEPARTMENT OF COMMERCE
BUREAU OF THE CENSUS

TEXAS

W 900	NAME OF INDIVIDUAL White Willie		E.D. 53	SHEET 32
COLOR B	AGE 23	BIRTHPLACE	VOL. 71	
COUNTY Harrison		CITY		
ENUMERATED WITH Brown Lou C				
RELATIONSHIP TO ABOVE				
<input type="checkbox"/> SON	<input type="checkbox"/> NEPHEW	<input type="checkbox"/> STEPSON		
<input type="checkbox"/> DAUGHTER	<input type="checkbox"/> NIECE	<input type="checkbox"/> STEPDAUGHTER		
<input type="checkbox"/> BROTHER	<input type="checkbox"/> FATHER-IN-LAW	<input type="checkbox"/> COUSIN		
<input type="checkbox"/> SISTER	<input type="checkbox"/> MOTHER-IN-LAW	<input type="checkbox"/> HIRED MAN		
<input type="checkbox"/> FATHER	<input checked="" type="checkbox"/> SON-IN-LAW	<input type="checkbox"/> ROOMER		
<input type="checkbox"/> MOTHER	<input type="checkbox"/> DAUGHTER-IN-LAW	<input type="checkbox"/> SERVANT		
<input type="checkbox"/> GRANDSON	<input type="checkbox"/> BROTHER-IN-LAW	<input type="checkbox"/> OTHER (Specify)		
<input type="checkbox"/> GRANDDAUGHTER	<input type="checkbox"/> SISTER-IN-LAW			
<input type="checkbox"/> GRANDCHILD	<input type="checkbox"/> ORPHAN			

FORM 10 637
1910 CENSUS INDEX - INDIVIDUAL

U S DEPARTMENT OF COMMERCE
BUREAU OF THE CENSUS

TEXAS

W 302	NAME OF INDIVIDUAL Wood Willie		E.D. 110	SHEET 226
COLOR W	AGE 20	BIRTHPLACE		VOL. 106
COUNTY MORRIS		CITY		
ENUMERATED WITH Wood William M				
RELATIONSHIP TO ABOVE				
<input type="checkbox"/> SON	<input type="checkbox"/> NEPHEW	<input type="checkbox"/> STEPSON		
<input type="checkbox"/> DAUGHTER	<input type="checkbox"/> NIECE	<input type="checkbox"/> STEPDAUGHTER		
<input type="checkbox"/> BROTHER	<input type="checkbox"/> FATHER-IN-LAW	<input type="checkbox"/> COUSIN		
<input type="checkbox"/> SISTER	<input type="checkbox"/> MOTHER-IN-LAW	<input type="checkbox"/> MISED MAN		
<input type="checkbox"/> FATHER	<input type="checkbox"/> SON-IN-LAW	<input type="checkbox"/> ROOMER		
<input type="checkbox"/> MOTHER	<input type="checkbox"/> DAUGHTER-IN-LAW	<input type="checkbox"/> SERVANT		
<input checked="" type="checkbox"/> GRANDSON	<input type="checkbox"/> BROTHER-IN-LAW	<input type="checkbox"/> OTHER (Specify)		
<input type="checkbox"/> GRANDDAUGHTER	<input type="checkbox"/> SISTER-IN-LAW			
<input type="checkbox"/> GRANDCHILD	<input type="checkbox"/> ORPHAN			

FORM 10-137

1910 CENSUS INDEX - INDIVIDUAL

U. S. DEPARTMENT OF COMMERCE
BUREAU OF THE CENSUS

TEXAS

10300		NAME OF INDIVIDUAL <i>W. L. Taylor, Mother</i>		E.O. <i>173</i>	SHEET <i>14</i>
COLOR <i>B.</i>	AGE <i>3</i>	BIRTHPLACE		VOL. <i>89</i>	
COUNTY <i>Leon</i>		CITY			
ENUMERATED WITH <i>Smith, Richard</i>					
RELATIONSHIP TO ABOVE					
<input type="checkbox"/> SON	<input type="checkbox"/> NEPHEW	<input type="checkbox"/> STEPSON			
<input type="checkbox"/> DAUGHTER	<input type="checkbox"/> NIECE	<input type="checkbox"/> STEPDAUGHTER			
<input type="checkbox"/> BROTHER	<input type="checkbox"/> FATHER-IN-LAW	<input type="checkbox"/> COUSIN			
<input type="checkbox"/> SISTER	<input type="checkbox"/> MOTHER-IN-LAW	<input type="checkbox"/> HIRED MAN			
<input type="checkbox"/> FATHER	<input type="checkbox"/> SON-IN-LAW	<input type="checkbox"/> ROOMER			
<input type="checkbox"/> MOTHER	<input type="checkbox"/> DAUGHTER-IN-LAW	<input type="checkbox"/> SERVANT			
<input type="checkbox"/> GRANDSON	<input type="checkbox"/> BROTHER-IN-LAW	<input checked="" type="checkbox"/> OTHER (Specify) <i>de-P</i>			
<input type="checkbox"/> GRANDDAUGHTER	<input type="checkbox"/> SISTER-IN-LAW				
<input type="checkbox"/> GRANDCHILD	<input type="checkbox"/> ORPHAN				

FORM 10-637
1910 CENSUS INDEX - INDIVIDUAL

U. S. DEPARTMENT OF COMMERCE
BUREAU OF THE CENSUS

TEXAS

10300		NAME OF INDIVIDUAL		ED.		SHEET	
COLOR		AGE		BIRTHPLACE		94	
10		22				13	
COUNTY				CITY		VOL.	
NAVBITO						107	
ENUMERATED WITH							
RELATIONSHIP TO ABOVE							
<input type="checkbox"/> SON	<input type="checkbox"/> NEPHEW	<input type="checkbox"/> STEPSON					
<input type="checkbox"/> DAUGHTER	<input type="checkbox"/> NIECE	<input type="checkbox"/> STEPDAUGHTER					
<input type="checkbox"/> BROTHER	<input type="checkbox"/> FATHER-IN-LAW	<input type="checkbox"/> COUSIN					
<input type="checkbox"/> SISTER	<input type="checkbox"/> MOTHER-IN-LAW	<input type="checkbox"/> HUSBAND					
<input type="checkbox"/> FATHER	<input type="checkbox"/> SON-IN-LAW	<input type="checkbox"/> SERVANT					
<input type="checkbox"/> MOTHER	<input type="checkbox"/> DAUGHTER-IN-LAW	<input type="checkbox"/> OTHER (Specify)					
<input type="checkbox"/> GRANDSON	<input type="checkbox"/> BROTHER-IN-LAW						
<input type="checkbox"/> GRANDDAUGHTER	<input type="checkbox"/> SISTER-IN-LAW						
<input type="checkbox"/> GRANDCHILD	<input type="checkbox"/> ORPHAN						

FORM 10-1037

1910 CENSUS INDEX - INDIVIDUAL

U. S. DEPARTMENT OF COMMERCE
BUREAU OF THE CENSUS

TEXAS

W 300	NAME OF INDIVIDUAL White, Willie		E. 83	SHEET 22
COLOR W	AGE 10	BIRTHPLACE	VOL. 84	
COUNTY Jefferson	CITY			
ENUMERATED WITH White, Wharton E.				
RELATIONSHIP TO ABOVE				
<input type="checkbox"/> SON	<input type="checkbox"/> NEPHEW	<input checked="" type="checkbox"/> STEPSON		
<input type="checkbox"/> DAUGHTER	<input type="checkbox"/> NIECE	<input type="checkbox"/> STEPDAUGHTER		
<input type="checkbox"/> BROTHER	<input type="checkbox"/> FATHER-IN-LAW	<input type="checkbox"/> COUSIN		
<input type="checkbox"/> SISTER	<input type="checkbox"/> MOTHER-IN-LAW	<input type="checkbox"/> HIRED MAN		
<input type="checkbox"/> FATHER	<input type="checkbox"/> SON-IN-LAW	<input type="checkbox"/> BOOMER		
<input type="checkbox"/> MOTHER	<input type="checkbox"/> DAUGHTER-IN-LAW	<input type="checkbox"/> SERVANT		
<input type="checkbox"/> GRANDSON	<input type="checkbox"/> BROTHER-IN-LAW	<input type="checkbox"/> OTHER (Specify)		
<input type="checkbox"/> GRANDDAUGHTER	<input type="checkbox"/> SISTER-IN-LAW			
<input type="checkbox"/> GRANDCHILD	<input type="checkbox"/> ORPHAN			

FORM 10 637
1910 CENSUS INDEX - INDIVIDUAL

U. S. DEPARTMENT OF COMMERCE
BUREAU OF THE CENSUS

TEXAS

W 300	HEAD OF FAMILY		W. White, Williams	E.O.	SHEET
COLOR	AGE	BIRTHPLACE		102	195
B	29			VOL.	
COUNTY	CITY		100		
Marlon					
OTHER MEMBERS OF FAMILY					
NAME		RELATIONSHIP	AGE	BIRTHPLACE	
Octavia		W	23		
E.ora		D	6	T.S.	
Lora		D	4		
Houston		S	2		
L. may		D	1		

FORM 10-636
1910 CENSUS INDEX - FAMILY

U. S. DEPARTMENT OF COMMERCE
BUREAU OF THE CENSUS

TEXAS

W 300	NAME OF INDIVIDUAL White William J		E.D. 39	SHEET 166
COLOR W	AGE 10	BIRTHPLACE	VOL. 42	
COUNTY Fannin		CITY Leonard		
ENUMERATED WITH White William P.				
RELATIONSHIP TO ABOVE				
<input type="checkbox"/> SON	<input type="checkbox"/> NEPHEW	<input type="checkbox"/> STEPSON		
<input type="checkbox"/> DAUGHTER	<input type="checkbox"/> NIECE	<input type="checkbox"/> STEPDAUGHTER		
<input type="checkbox"/> BROTHER	<input type="checkbox"/> FATHER-IN-LAW	<input type="checkbox"/> COUSIN		
<input type="checkbox"/> SISTER	<input type="checkbox"/> MOTHER-IN-LAW	<input type="checkbox"/> HIRED MAN		
<input type="checkbox"/> FATHER	<input type="checkbox"/> SON-IN-LAW	<input type="checkbox"/> ROOMER		
<input type="checkbox"/> MOTHER	<input type="checkbox"/> DAUGHTER-IN-LAW	<input type="checkbox"/> SERVANT		
<input checked="" type="checkbox"/> GRANDSON	<input type="checkbox"/> BROTHER-IN-LAW	<input type="checkbox"/> OTHER (Specify)		
<input type="checkbox"/> GRANDDAUGHTER	<input type="checkbox"/> SISTER-IN-LAW			
<input type="checkbox"/> GRANDCHILD	<input type="checkbox"/> ORPHAN			

FORM 10-637
1910 CENSUS INDEX - INDIVIDUAL

U.S. DEPARTMENT OF COMMERCE
BUREAU OF THE CENSUS

TEXAS

W 300	HEAD OF FAMILY	Wichita Kan W		E.D.	81	SHEET	224
COLOR	W	AGE	38	BIRTHPLACE		VOL.	107
COUNTY	Navarro			CITY	Crosby		
OTHER MEMBERS OF FAMILY							
	NAME	RELATIONSHIP	AGE	BIRTHPLACE			
	Anna B	W	28	-			
	Helma B	D	5	-			

FORM 10-636
1910 CENSUS INDEX - FAMILY

U. S. DEPARTMENT OF COMMERCE
BUREAU OF THE CENSUS

TEXAS

W 300	HEAD OF FAMILY W Kate William W.		E.D. 38	SHEET 88
COLOR W	AGE 40	BIRTHPLACE	VOL. 94	
COUNTY Limestone	CITY Thomson			
OTHER MEMBERS OF FAMILY				
NAME		RELATION- SHIP	AGE	BIRTHPLACE
Margaret		W	32	
Mary J		D	13	
Thomas C		D	11	

FORM 10 636
1910 CENSUS INDEX - FAMILY

U.S. DEPARTMENT OF COMMERCE
BUREAU OF THE CENSUS

TEXAS

11502		HEAD OF FAMILY		E.D.	SHEET
white		William W.		64	264
COLOR	AGE	BIRTHPLACE		VOL.	
w	39	n.c.		115	
COUNTY	Parker		CITY		
OTHER MEMBERS OF FAMILY					
NAME		RELATIONSHIP	AGE	BIRTHPLACE	
Mary B		w	38	n.c.	
Lena J		d	16		
Kenna J		d	11		
Linda J		d	4		
William W		s	2		

FORM 10 636

1910 CENSUS INDEX - FAMILY

U.S. DEPARTMENT OF COMMERCE
BUREAU OF THE CENSUS

TEXAS

- 4300	HEAD OF FAMILY Wright William W		E.D. 124	SHEET 193
COLOR W	AGE 28	BIRTHPLACE	VOL. 114	
COUNTY Panola	CITY			
OTHER MEMBERS OF FAMILY				
NAME		RELATIONSHIP	AGE	BIRTHPLACE
- Alma		W	25	
- Lona		W	1	

FORM 10 630
1910 CENSUS INDEX - FAMILY

U S DEPARTMENT OF COMMERCE
BUREAU OF THE CENSUS

TEXAS

HEAD OF FAMILY			E.D.	SHEET
COLOR	AGE	BIRTHPLACE	133	71
W	45	Tex	VOL.	149
COUNTY	Wood		CITY	
OTHER MEMBERS OF FAMILY				
NAME	RELATIONSHIP	AGE	BIRTHPLACE	
Julian	W	57	Tex	
Emma	D	20	Tex	
Seamus	S	18	Ala	
Royal	S	15	Ala	
Leola	S	12	Ala	
Ludie	S	9	Ala	
Andella	S	2		

FORM 10 636
1910 CENSUS INDEX - FAMILY

U.S. DEPARTMENT OF COMMERCE
BUREAU OF THE CENSUS

TEXAS

10300		HEAD OF FAMILY		E.D.		SHEET	
COLOR	W	AGE	35	William H		16	161
COUNTY		Henderson		CITY		VOL.	
						74	
OTHER MEMBERS OF FAMILY							
NAME		RELATIONSHIP	AGE	BIRTHPLACE			
William H		H	35	Texas			
William A		H					
Mary B		W					

1910 CENSUS INDEX FAMILY

U.S. DEPARTMENT OF COMMERCE
BUREAU OF THE CENSUS

TEXAS

W 300	NAME OF INDIVIDUAL <i>White, William H</i>		E.D.	SHEET
COLOR <i>W</i>	AGE <i>41</i>	BIRTHPLACE <i>Pa</i>	<i>21</i>	<i>8</i>
COUNTY	CITY	VOL. <i>21</i>		
CAMP <i>Camp</i>		CITY <i>Pittsburg</i>		
ENUMERATED WITH <i>M. Murray, Mary J.</i>				
RELATIONSHIP TO ABOVE				
<input type="checkbox"/> SON	<input type="checkbox"/> NEPHEW	<input type="checkbox"/> STEPSON		
<input type="checkbox"/> DAUGHTER	<input type="checkbox"/> NIECE	<input type="checkbox"/> STEPDAUGHTER		
<input type="checkbox"/> BROTHER	<input type="checkbox"/> FATHER-IN-LAW	<input type="checkbox"/> COUSIN		
<input type="checkbox"/> SISTER	<input type="checkbox"/> MOTHER-IN-LAW	<input type="checkbox"/> HIRED MAN		
<input type="checkbox"/> FATHER	<input type="checkbox"/> SON-IN-LAW	<input checked="" type="checkbox"/> ROOMER		
<input type="checkbox"/> MOTHER	<input type="checkbox"/> DAUGHTER-IN-LAW	<input type="checkbox"/> SERVANT		
<input type="checkbox"/> GRANDSON	<input type="checkbox"/> BROTHER-IN-LAW	<input type="checkbox"/> OTHER (Specify)		
<input type="checkbox"/> GRANDDAUGHTER	<input type="checkbox"/> SISTER-IN-LAW			
<input type="checkbox"/> GRANDCHILD	<input type="checkbox"/> ORPHAN			

FORM 10-637
1910 CENSUS INDEX - INDIVIDUAL

U. S. DEPARTMENT OF COMMERCE
BUREAU OF THE CENSUS

TEXAS

W 302		HEAD OF FAMILY		Wood William W.		E.D.	SHEET
COLOR	W	AGE	30	BIRTHPLACE	Ala.	11	9
COUNTY	Bowie			CITY	VOL. 14		
OTHER MEMBERS OF FAMILY							
NAME		RELATIONSHIP	AGE	BIRTHPLACE			
Fannie		W	25	Ala.			
Berthy		D	5	Ark.			
Wasson		S	3	/			
Alcie		D	1	/			
Ettie		D	3/2				

FORM 10 636
1910 CENSUS INDEX - FAMILY

U.S. DEPARTMENT OF COMMERCE
BUREAU OF THE CENSUS

TEXAS

W300	HEAD OF FAMILY		Wheat, William W.	E.D.	SHEET
COLOR W	AGE 48	BIRTHPLACE Ala		VOL.	2
COUNTY			Angelina	CITY	

OTHER MEMBERS OF FAMILY

NAME	RELATIONSHIP	AGE	BIRTHPLACE
Mary	W	44	La
Laura	D	16	
Mittie	D	13	
Birdie	D	10	
Willie	D	8	
Joe	S	5	
Maggie	D	3	

FORM 10 636
1910 CENSUS INDEX - FAMILY

U.S. DEPARTMENT OF COMMERCE
BUREAU OF THE CENSUS

TEXAS

W 2500	HEAD OF FAMILY		White William W	E.D.	SHEET
				30	19
COLOR	AGE	BIRTHPLACE		VOL.	
W	48	Tenn		24	
COUNTY			CITY		
Clay			Hennetta		
OTHER MEMBERS OF FAMILY					
	NAME	RELATIONSHIP	AGE	BIRTHPLACE	
	Mama C	W	32	Tenn	
	William	S	14		
	Edna K	D	11		
	James M	D	10		
	Ruth L	D	6	Okla	

FORM 10-636
1910 CENSUS INDEX - FAMILY

U.S. DEPARTMENT OF COMMERCE
BUREAU OF THE CENSUS

TEXAS

U 300	HEAD OF FAMILY Wood William H		E.D. 38	SHEET 6
COLOR W.	AGE 38	BIRTHPLACE		VOL. 24
COUNTY Clay		CITY		
OTHER MEMBERS OF FAMILY				
NAME		RELATIONSHIP	AGE	BIRTHPLACE
Beatrice		W	32	
Wiley		S	17	
Biley		S	8	
Nettie		D	6	
James S		S	2	

FORM 10-636
1910 CENSUS INDEX - FAMILY

U.S. DEPARTMENT OF COMMERCE
BUREAU OF THE CENSUS

1030-		NAME OF INDIVIDUAL		TEXAS	
COLOR		AGE	BIRTHPLACE	E.O.	SHEET
W		70	Tenn	65	127
COUNTY			VOL.		
Hopkins			77		
ENUMERATED WITH					
White Frank A					
RELATIONSHIP TO ABOVE					
<input type="checkbox"/> SON	<input type="checkbox"/> NEPHEW	<input type="checkbox"/> STEPSON			
<input type="checkbox"/> DAUGHTER	<input type="checkbox"/> NIECE	<input type="checkbox"/> STEPDAUGHTER			
<input type="checkbox"/> BROTHER	<input type="checkbox"/> FATHER-IN-LAW	<input type="checkbox"/> COUSIN			
<input type="checkbox"/> SISTER	<input type="checkbox"/> MOTHER-IN-LAW	<input type="checkbox"/> Hired man			
<input checked="" type="checkbox"/> FATHER	<input type="checkbox"/> SON-IN-LAW	<input type="checkbox"/> ROOMER			
<input type="checkbox"/> MOTHER	<input type="checkbox"/> DAUGHTER-IN-LAW	<input type="checkbox"/> SERVANT			
<input type="checkbox"/> GRANDSON	<input type="checkbox"/> BROTHER-IN-LAW	<input type="checkbox"/> OTHER (Specify)			
<input type="checkbox"/> GRANDDAUGHTER	<input type="checkbox"/> SISTER-IN-LAW				
<input type="checkbox"/> GRANDCHILD	<input type="checkbox"/> ORPHAN				

FORM 10 637
 1910 CENSUS INDEX - INDIVIDUAL

U.S. DEPARTMENT OF COMMERCE
 BUREAU OF THE CENSUS

TEXAS

W 300		HEAD OF FAMILY		E.D.	SHEET
COLOR	W	AGE	23	24	46
COUNTY	Tarrant			VOL.	35
				CITY	
				Dallas	
OTHER MEMBERS OF FAMILY					
NAME		RELATIONSHIP	AGE	BIRTHPLACE	
Lester J.		W	24	Mo.	
James E.		D	13 1/2		

TEXAS

10300.		HEAD OF FAMILY		Wood William W.		E.D.	SHEET
COLOR	AGE	BIRTHPLACE		104		1	
W	22	Missouri		VOL.		17	
COUNTY				CITY			
				Brown			
OTHER MEMBERS OF FAMILY							
NAME		RELATIONSHIP	AGE	BIRTHPLACE			
Wood William W.		W	24				
Wood Elizabeth			20				

FORM 10-336
1910 CENSUS INDEX - FAMILY

U. S. DEPARTMENT OF COMMERCE
BUREAU OF THE CENSUS

TEXAS

W 302		HEAD OF FAMILY		E.D.	SHEET
COLOR	AGE	BIRTHPLACE		3	113
W	46			VOL.	4
COUNTY			CITY		
Bexar			San Antonio		
OTHER MEMBERS OF FAMILY					
NAME		RELATIONSHIP	AGE	BIRTHPLACE	
Kate		W	31		
Katherine		D	14		
Mabel May		D	11		
James		D	9		
1313					

FORM 10 636
1910 CENSUS INDEX - FAMILY

U. S. DEPARTMENT OF COMMERCE
BUREAU OF THE CENSUS

TEXAS

20300	HEAD OF FAMILY Worthy William W		E.D. 102	SHEET 13
COLOR W	AGE 74	BIRTHPLACE Indiana	VOL. 700	
COUNTY Marion		CITY		
OTHER MEMBERS OF FAMILY				
NAME	RELATIONSHIP	AGE	BIRTHPLACE	
1. Jennell	W	56		

FORM 10 636-
1910 CENSUS INDEX - FAMILY

U. S. DEPARTMENT OF COMMERCE
BUREAU OF THE CENSUS

TEXAS

U-388	HEAD OF FAMILY		E.P.	SHEET
COLOR	AGE	BIRTHPLACE	VOL.	
COUNTY	Mills	CITY		
OTHER MEMBERS OF FAMILY				
NAME		RELATIONSHIP	AGE	BIRTHPLACE

FORM 10 636
1910 CENSUS INDEX - FAMILY

U. S. DEPARTMENT OF COMMERCE
BUREAU OF THE CENSUS

TEXAS

W300	HEAD OF FAMILY		E.O.	SHEET
	White William W		38	299
COLOR	AGE	BIRTHPLACE	VOL.	
W	57	Texas	73	
COUNTY		CITY		
Hood				
OTHER MEMBERS OF FAMILY				
	NAME	RELATIONSHIP	AGE	BIRTHPLACE
	Lynia	D	17	
	William W	S	25	
	Mary E	D	13	
	Anna	S	11	
	Howard Jacob	SS	16	

FORM TO 636
1910 CENSUS INDEX - FAMILYU. S. DEPARTMENT OF COMMERCE
BUREAU OF THE CENSUS

TEXAS

101 300	HEAD OF FAMILY		H. H. Hollis, Hollis, Mo.		E.D.	SHEET
COLOR	AGE	BIRTHPLACE		VOL.		
W	57			17		
COUNTY		Fannin		CITY		
OTHER MEMBERS OF FAMILY						
NAME		RELATIONSHIP	AGE	BIRTHPLACE		
Hollis		H	30	Tanner		
Evelyn		S	11			
Harry		S	8			
William		S	6			
Lena		S	3			
Hollis Jr		S	3			
Lena Pearl		D	1 1/2			

FORM 10 638
1910 CENSUS INDEX - FAMILY

U.S. DEPARTMENT OF COMMERCE
BUREAU OF THE CENSUS

TEXAS

Wilson		HEAD OF FAMILY		Wood Wm W		E.D.	SHEET
COLOR		AGE	BIRTHPLACE		VOL.		
W		51	Ark		40		
COUNTY			Donley		CITY		
OTHER MEMBERS OF FAMILY							
NAME		RELATIONSHIP	AGE	BIRTHPLACE			
Cornelius E		W	48	La			
Willie P		D	11				
Harley M		S	8				
Patchiff Lussie		N	18				

FORM 10 636
1910 CENSUS INDEX - FAMILY

U. S. DEPARTMENT OF COMMERCE
BUREAU OF THE CENSUS

TEXAS

60300	HEAD OF FAMILY		White William W.		E.D.	SHEET
COLOR	AGE	BIRTHPLACE			36	181
24	80	Miss		VOL.	38	
COUNTY		Dimmit		CITY		
OTHER MEMBERS OF FAMILY						
NAME		RELATIONSHIP	AGE	BIRTHPLACE		
Susan		W	55			
Keller		S	23			

FORM 10 636
1910 CENSUS INDEX - FAMILYU. S. DEPARTMENT OF COMMERCE
BUREAU OF THE CENSUS

TEXAS

HEAD OF FAMILY		S.O.	CHEST
COLOR	AGE	BIRTHPLACE	VOL.
COUNTY	CITY		///
Red River			
OTHER MEMBERS OF FAMILY			
NAME	RELATIONSHIP	AGE	BIRTHPLACE
		26	
		7	
		5	Chla
		5/12	

FORM 10 636
1910 CENSUS INDEX - FAMILYU. S. DEPARTMENT OF COMMERCE
BUREAU OF THE CENSUS

TEXAS

W. 300	HEAD OF FAMILY		Ward William W	E.D.	SHEET
COLOR	AGE	BIRTHPLACE		4/4	369
W	18	ky		69	
COUNTY			Harris	CITY	
				Houston Heights	
OTHER MEMBERS OF FAMILY					
NAME		RELATIONSHIP	AGE	BIRTHPLACE	
- Carl		D	20	Miss.	
Mary		WAS	15	Miss.	

FORM 10-238

1910 CENSUS INDEX - FAMILY

U S DEPARTMENT OF COMMERCE
BUREAU OF THE CENSUS

TEXAS

W300	HEAD OF FAMILY		White, William H.		E.D.	SHEET
COLOR	AGE	BIRTHPLACE		VOL.		
W	42	Ga		6		
COUNTY			CITY			
-			Raylor			
OTHER MEMBERS OF FAMILY						
NAME		RELATIONSHIP	AGE	BIRTHPLACE		
Aida E		W	37	Ill		
Lizora W		D.	14			
Dorothy C		D	9			
Ruby Estlin		S	7			
Mary I		S	4			

FORM 10-636
1910 CENSUS INDEX - FAMILY

U.S. DEPARTMENT OF COMMERCE
BUREAU OF THE CENSUS

TEXAS

1300	HEAD OF FAMILY White William W		E.D. 79	SHEET 35
COLOR W	AGE 37	BIRTHPLACE Ky.	VOL. 39	
COUNTY Denton		CITY		
OTHER MEMBERS OF FAMILY				
NAME		RELATIONSHIP	AGE	BIRTHPLACE
Myrtle		W	27	
Norroce		S	9	
Allie		R	6	
Marvin		S	5	
Jessie		W	4	
Charlie		S	2	
Rochel		W	6/12	

FORM 10-636

1910 CENSUS INDEX - FAMILY

U.S. DEPARTMENT OF COMMERCE
BUREAU OF THE CENSUS

TEXAS

W300	HEAD OF FAMILY		Wood	Wm W	E.D.	SHEET
COLOR	AGE	BIRTHPLACE			59	15
W	57	Ga			VOL.	
COUNTY			Cooke	CITY	31	
OTHER MEMBERS OF FAMILY						
NAME		RELATIONSHIP	AGE	BIRTHPLACE		
Caroline		W	57	Ga		
George		S	19	Ga		
Horn Irene		D	10	Ga		

FORM 10-636
1910 CENSUS INDEX - FAMILY

U. S. DEPARTMENT OF COMMERCE
BUREAU OF THE CENSUS

TEXAS

W 300		HEAD OF FAMILY		Wood William W		E.D.	SHEET
COLOR	W	AGE	26	BIRTHPLACE	La	28	1
COUNTY,				Bell	CITY	VOL.	7
OTHER MEMBERS OF FAMILY							
NAME		RELATIONSHIP	AGE	BIRTHPLACE			
Francis F.		W	16	Ky			
Alice L		D	20				

FORM 10-636

1910 CENSUS INDEX - FAMILY

U. S. DEPARTMENT OF COMMERCE
BUREAU OF THE CENSUS

TEXAS

10300	HEAD OF FAMILY		White William W		E.D.	SHEET
COLOR	AGE	BIRTHPLACE			45	219
W	32	ala			VOL.	30
COUNTY	Delta		CITY	Enloe		
OTHER MEMBERS OF FAMILY						
NAME		RELATIONSHIP	AGE	BIRTHPLACE		
Mollie P		W	22	Miss		
Pounds Orado		SIL	18	I		

FORM 10-636
1910 CENSUS INDEX - FAMILY

U.S. DEPARTMENT OF COMMERCE
BUREAU OF THE CENSUS

TEXAS

10300	HEAD OF FAMILY		White William W	S.D.	SHEET
COLOR	AGE	BIRTHPLACE		42	1816
W	57	Miss		VOL.	30
COUNTY		Delta	CITY		
			Copper		
OTHER MEMBERS OF FAMILY					
NAME		RELATIONSHIP	AGE	BIRTHPLACE	
1 Tracy		W	22		

FORM 10 636
1910 CENSUS INDEX - FAMILY

U.S. DEPARTMENT OF COMMERCE
BUREAU OF THE CENSUS

TEXAS

6300		HEAD OF FAMILY		White William W		E.D.	SHEET
COLOR	W	AGE	50	BIRTHPLACE	Tenn	23	18
COUNTY	Coke			CITY		VOL.	24
OTHER MEMBERS OF FAMILY							
NAME		RELATIONSHIP	AGE	BIRTHPLACE			
McKenzia		S	21	Okla			
Barnes R		S	19	I			

FORM 10 636
1910 CENSUS INDEX - FAMILY

U.S. DEPARTMENT OF COMMERCE
BUREAU OF THE CENSUS

TEXAS

W-300		NAME OF INDIVIDUAL <i>Wyatt</i> Wyatt William V		E.D.	SHEET
COLOR	AGE	BIRTHPLACE		123	2
W	27	Ko		VOL.	
COUNTY Coleman			CITY -	25	
ENUMERATED WITH Coleman					
RELATIONSHIP TO ABOVE <i>Summers David P.</i>					
<input type="checkbox"/> SON	<input type="checkbox"/> NEPHEW	<input type="checkbox"/> STEPSON			
<input type="checkbox"/> DAUGHTER	<input type="checkbox"/> NIECE	<input type="checkbox"/> STEPDAUGHTER			
<input type="checkbox"/> BROTHER	<input type="checkbox"/> FATHER-IN-LAW	<input type="checkbox"/> COUSIN			
<input type="checkbox"/> SISTER	<input type="checkbox"/> MOTHER-IN-LAW	<input type="checkbox"/> HIRED MAN			
<input type="checkbox"/> FATHER	<input type="checkbox"/> SON-IN-LAW	<input checked="" type="checkbox"/> WIDOWER			
<input type="checkbox"/> MOTHER	<input type="checkbox"/> DAUGHTER-IN-LAW	<input type="checkbox"/> SERVANT			
<input type="checkbox"/> GRANDSON	<input type="checkbox"/> BROTHER-IN-LAW	<input type="checkbox"/> OTHER (<i>Widow</i>)			
<input type="checkbox"/> GRANDDAUGHTER	<input type="checkbox"/> SISTER-IN-LAW				
<input type="checkbox"/> GRANDCHILD	<input type="checkbox"/> ORPHAN				

FORM 11-437
1910 CENSUS INDEX - INDIVIDUAL

U S DEPARTMENT OF COMMERCE
BUREAU OF THE CENSUS

TEXAS

1032		HEAD OF FAMILY		E.D.	SHEET
WOODS		Woods William W.		108	204
COLOR	AGE	BIRTHPLACE		VOL.	
W	27			52	
COUNTY		CITY			
Haskell					
OTHER MEMBERS OF FAMILY					
NAME		RELATIONSHIP	AGE	BIRTHPLACE	
Lorena		W	28		
Rubbie E.		D	4		

FORM 10 636
1910 CENSUS INDEX - FAMILY

U. S. DEPARTMENT OF COMMERCE
BUREAU OF THE CENSUS

TEXAS

W 300	NAME OF INDIVIDUAL Woody, William V.		E.D. 44	SHEET 380
COLOR W	AGE 25	BIRTHPLACE Ark-	VOL. 41	
COUNTY Eastland	CITY			
ENUMERATED WITH Sims, Robert F.				
RELATIONSHIP TO ABOVE				
<input type="checkbox"/> SON	<input type="checkbox"/> NEPHEW	<input type="checkbox"/> STEPSON		
<input type="checkbox"/> DAUGHTER	<input type="checkbox"/> NIECE	<input type="checkbox"/> STEPDAUGHTER		
<input type="checkbox"/> BROTHER	<input type="checkbox"/> FATHER-IN-LAW	<input type="checkbox"/> COUSIN		
<input type="checkbox"/> SISTER	<input type="checkbox"/> MOTHER-IN-LAW	<input checked="" type="checkbox"/> HIRED MAN		
<input type="checkbox"/> FATHER	<input type="checkbox"/> SON-IN-LAW	<input type="checkbox"/> ROOMER		
<input type="checkbox"/> MOTHER	<input type="checkbox"/> DAUGHTER-IN-LAW	<input type="checkbox"/> SERVANT		
<input type="checkbox"/> GRANDSON	<input type="checkbox"/> BROTHER-IN-LAW	<input type="checkbox"/> OTHER (Specify)		
<input type="checkbox"/> GRANDDAUGHTER	<input type="checkbox"/> SISTER-IN-LAW			
<input type="checkbox"/> GRANDCHILD	<input type="checkbox"/> ORPHAN			

FORM 10 437
1910 CENSUS INDEX - INDIVIDUAL

U S DEPARTMENT OF COMMERCE
BUREAU OF THE CENSUS

TEXAS

10-20		HEAD OF FAMILY <i>Whitt</i>		<i>Marian V.</i>		E.D. <i>65</i>	SHEET <i>237</i>
COLOR <i>W</i>	AGE <i>42</i>	BIRTHPLACE <i>Mo</i>			VOL. <i>139</i>		
COUNTY				CITY			
<i>Upshur</i>							
OTHER MEMBERS OF FAMILY							
NAME		RELATIONSHIP		AGE	BIRTHPLACE		
<i>W. Atwood</i>		<i>H</i>		<i>41</i>			
<i>Ruby</i>		<i>W</i>		<i>16</i>			
<i>John F.</i>		<i>S</i>		<i>15</i>			
<i>William</i>		<i>S</i>		<i>11</i>			
<i>Mary</i>		<i>S</i>		<i>6</i>			
<i>Carl</i>		<i>D</i>		<i>4</i>			
<i>Louis</i>		<i>D</i>		<i>2</i>			

FORM 10-636
1910 CENSUS INDEX - FAMILY

U. S. DEPARTMENT OF COMMERCE
BUREAU OF THE CENSUS

TEXAS

U-300	NAME OF INDIVIDUAL <i>White, William Taft</i>		E.D. <i>124</i>	SHEET <i>180</i>
COLOR <i>B</i>	AGE <i>1/2</i>	BIRTHPLACE	VOL. <i>117</i>	
COUNTY <i>Red Rive.</i>	CITY			
ENUMERATED WITH <i>Bicknell Geo</i>				
RELATIONSHIP TO ABOVE				
<input type="checkbox"/> SON	<input checked="" type="checkbox"/> NEPHEW	<input type="checkbox"/> STEPSON		
<input type="checkbox"/> DAUGHTER	<input type="checkbox"/> NIECE	<input type="checkbox"/> STEPDAUGHTER		
<input type="checkbox"/> BROTHER	<input type="checkbox"/> FATHER-IN-LAW	<input type="checkbox"/> COUSIN		
<input type="checkbox"/> SISTER	<input type="checkbox"/> MOTHER-IN-LAW	<input type="checkbox"/> HIRED MAN		
<input type="checkbox"/> FATHER	<input type="checkbox"/> SON-IN-LAW	<input type="checkbox"/> ROOMER		
<input type="checkbox"/> MOTHER	<input type="checkbox"/> DAUGHTER-IN-LAW	<input type="checkbox"/> SERVANT		
<input type="checkbox"/> GRANDSON	<input type="checkbox"/> BROTHER-IN-LAW	<input type="checkbox"/> OTHER (Specify)		
<input type="checkbox"/> GRANDDAUGHTER	<input type="checkbox"/> SISTER-IN-LAW			
<input type="checkbox"/> GRANDCHILD	<input type="checkbox"/> ORPHAN			

FORM 10-637

1910 CENSUS INDEX - INDIVIDUAL

U.S. DEPARTMENT OF COMMERCE
BUREAU OF THE CENSUS

TEXAS

W 300		HEAD OF FAMILY		Wade William T		E.O.	SHEET
W		AGE	BIRTHPLACE		VOL. 94		
27							
COUNTY	Limestone			CITY			
				Coolidge			
OTHER MEMBERS OF FAMILY							
NAME		RELATIONSHIP		AGE		BIRTHPLACE	
/ Norma		W		24			
/ Denware		S		3			
/ John L		S		1 1/2			
+ 1 - 8 2							

FORM 10 636
1910 CENSUS INDEX - FAMILY

U.S. DEPARTMENT OF COMMERCE
BUREAU OF THE CENSUS

TEXAS

10		HEAD OF FAMILY		White, William T.		E. D.	SHEET
11		AGE	BIRTHPLACE			VOL.	80
COUNTY		Hunt		CITY			
OTHER MEMBERS OF FAMILY							
		NAME	RELATIONSHIP	AGE	BIRTHPLACE		
		Wanda	W	50	Trenton		
		Lucille	D	23			
		Lucille	S	17			
		Earnest	S	13			
		Ernie	S	9			

FORM 10, 636
1910 CENSUS INDEX - FAMILY

U. S. DEPARTMENT OF COMMERCE
BUREAU OF THE CENSUS

TEXAS

W 300	HEAD OF FAMILY Wheat William T		E.D. 121	SHEET 131
COLOR W	AGE 52	BIRTHPLACE Ky	VOL. 79	
COUNTY Hunt	CITY			
OTHER MEMBERS OF FAMILY				
NAME		RELATIONSHIP	AGE	BIRTHPLACE
Mary W		W	48	Ky
Jessie S		D	19	
Della M		D	17	
Jossie S		D	14	
Jewel S		D	12	
Artis F		D	8	

FORM 10 336
1910 CENSUS INDEX - FAMILY

U. S. DEPARTMENT OF COMMERCE
BUREAU OF THE CENSUS

TEXAS

W. 300	HEAD OF FAMILY		WOOD, William T	E.O.	SHEET
COLOR	AGE	BIRTHPLACE		140	192
W	30			VOL.	119
COUNTY	San Augustine		CITY		
OTHER MEMBERS OF FAMILY					
NAME		RELATIONSHIP	AGE	BIRTHPLACE	
1 Elizabeth		W	30	Miss	

FORM 10 636
1910 CENSUS INDEX - FAMILY

U S DEPARTMENT OF COMMERCE
BUREAU OF THE CENSUS

TEXAS

11300	HEAD OF FAMILY white William T		E.D. 7	SHEET 7
COLOR C	AGE 54	BIRTHPLACE La	VOL. 2	
COUNTY	Angelina		CITY	
OTHER MEMBERS OF FAMILY				
	NAME	RELATIONSHIP	AGE	BIRTHPLACE
	Nola	D	21	
	Eddie	S	19	
	Frank	S	17	
	May B	D	15	
	Georgia A	D	8	

FORM 10-636
1910 CENSUS INDEX - FAMILY

U.S. DEPARTMENT OF COMMERCE
BUREAU OF THE CENSUS

TEXAS

W300	HEAD OF FAMILY		White William T	E.D.	SHEET
W	COLOR	AGE	BIRTHPLACE	VOL.	
		46	Scotland	36	
COUNTY			CITY		
OTHER MEMBERS OF FAMILY					
NAME		RELATIONSHIP	AGE	BIRTHPLACE	
Mary E		W	45	Eng	
Randy		D	21	W Va	
William		S	19		
Robert E		S	4		
Lemuel		S	21	Scot	

FORM IC 638
1910 CENSUS INDEX - FAMILY

U S DEPARTMENT OF COMMERCE
BUREAU OF THE CENSUS

TEXAS

HEAD OF FAMILY		E.O.		SHEET	
1000		11100		100	
COLOR	AGE	BIRTHPLACE		VOL.	
W	61			100	
COUNTY	CITY				
Mitchell					
OTHER MEMBERS OF FAMILY					
NAME		RELATIONSHIP	AGE	BIRTHPLACE	
John		Wife	38	Texas	
James		Son	12	Texas	
Mary		Daughter	10	Texas	
Elizabeth		Daughter	7	Texas	
Margaret		Daughter	4	Texas	
William		Son	2	Texas	

FORM 10-636

1910 CENSUS INDEX - FAMILY

U S DEPARTMENT OF COMMERCE
BUREAU OF THE CENSUS

TEXAS

11300	HEAD OF FAMILY Wade William T		E.O. 154	SHEET 26
COLOR W	AGE 78	BIRTHPLACE	VOL. 75	
COUNTY -	Hill		CITY Hillsboro	
OTHER MEMBERS OF FAMILY				
NAME		RELATIONSHIP	AGE	BIRTHPLACE
Cora		W	47	
Mary A		D	26	
Edwin		D	23	
James Lewis		Sil	53	Miss

FORM 10-636
1910 CENSUS INDEX - FAMILY

U S DEPARTMENT OF COMMERCE
BUREAU OF THE CENSUS

TEXAS

HEAD OF FAMILY		SEX		COLOR	
AGE		BIRTHPLACE		CITY	
COUNTY		CITY		Fort Worth	
OTHER MEMBERS OF FAMILY					
NAME		RELATIONSHIP	AGE	BIRTHPLACE	

FORM 10 636
 1910 CENSUS INDEX - FAMILY

U S DEPARTMENT OF COMMERCE
 BUREAU OF THE CENSUS

TEXAS

10 300		HEAD OF FAMILY		E.D.	SHEET
White		White		103	266
COLOR	AGE	BIRTHPLACE		VOL.	
W	68	Va		40	
COUNTY			CITY		
Donley					
OTHER MEMBERS OF FAMILY					
NAME		RELATIONSHIP	AGE	BIRTHPLACE	
Anna J		W	68	Ala	
Echel		U	23		
Wolf Henry		GS	10		

FORM 100-200
1910 CENSUS INDEX - FAMILY

U. S. DEPARTMENT OF COMMERCE
BUREAU OF THE CENSUS

136 TEXAS

W300		NAME OF INDIVIDUAL Wm. William T		E.D. 12	SHEET 22
COLOR W.	AGE 30	BIRTHPLACE - Ala		VOL. 46 47	
COUNTY Ellis			CITY Mudlothan		
ENUMERATED WITH Coursey Benjamin					
RELATIONSHIP TO ABOVE					
<input type="checkbox"/> SON	<input type="checkbox"/> NEPHEW	<input type="checkbox"/> STEPSON			
<input type="checkbox"/> DAUGHTER	<input type="checkbox"/> NIECE	<input type="checkbox"/> STEPDAUGHTER			
<input type="checkbox"/> BROTHER	<input type="checkbox"/> FATHER-IN-LAW	<input type="checkbox"/> COUSIN			
<input type="checkbox"/> SISTER	<input type="checkbox"/> MOTHER-IN-LAW	<input type="checkbox"/> HIRED MAN			
<input type="checkbox"/> FATHER	<input type="checkbox"/> SON-IN-LAW	<input checked="" type="checkbox"/> ROOMER			
<input type="checkbox"/> MOTHER	<input type="checkbox"/> DAUGHTER-IN-LAW	<input type="checkbox"/> SERVANT			
<input type="checkbox"/> GRANDSON	<input type="checkbox"/> BROTHER-IN-LAW	<input type="checkbox"/> OTHER (Specify)			
<input type="checkbox"/> GRANDDAUGHTER	<input type="checkbox"/> SISTER-IN-LAW				
<input type="checkbox"/> GRANDCHILD	<input type="checkbox"/> ORPHAN				

FORM 10-637
1910 CENSUS INDEX - INDIVIDUAL

U.S. DEPARTMENT OF COMMERCE
BUREAU OF THE CENSUS

TEXAS

10300	HEAD OF FAMILY White William J		E.O. 198	SHEET 355
COLOR W	AGE 45	BIRTHPLACE Iowa	VOL. 112	
COUNTY Potter		CITY Amarillo		
OTHER MEMBERS OF FAMILY				
NAME		RELATIONSHIP	AGE	BIRTHPLACE
Wally		W	38	
Nettie		W	17	
Satanaka		W	14	
S. S. S. S.		W	11	
H. L. G.				

FORM 10 636

1910 CENSUS INDEX - FAMILY

U.S. DEPARTMENT OF COMMERCE
BUREAU OF THE CENSUS

TEXAS

W300		HEAD OF FAMILY		White, William J.		E.D.	SHEET
COLOR	AGE	BIRTHPLACE		VOL.			
W	55	Miss		134			
COUNTY				CITY			
Uvalde							
OTHER MEMBERS OF FAMILY							
NAME		RELATIONSHIP	AGE	BIRTHPLACE			
Synthia		W	56	Ark.			
Lizzie		D	21				
Lora M.		D	18				
F / Bo							

FORM 10-636

1910 CENSUS INDEX - FAMILY

U. S. DEPARTMENT OF COMMERCE
BUREAU OF THE CENSUS

TEXAS

11340		HEAD OF FAMILY		E.D.	SHEET
122		122		43	
COLOR	AGE	BIRTHPLACE		VOL.	
122	24			122	
COUNTY			CITY		
Van Zandt					
OTHER MEMBERS OF FAMILY					
NAME		RELATIONSHIP	AGE	BIRTHPLACE	
John		W	23		
Mary		W	1		
John		S	1/2		
Wilson		C	14		

FORM 10 636
1910 CENSUS INDEX - FAMILY

U. S. DEPARTMENT OF COMMERCE
BUREAU OF THE CENSUS

TEXAS

W 300	HEAD OF FAMILY		W. D.	SHEET
	White	William J	58	316
COLOR	AGE	BIRTHPLACE	VOL.	
W	64	Tenn	102	
COUNTY			CITY	
Milam				
OTHER MEMBERS OF FAMILY				
NAME		RELATIONSHIP	AGE	BIRTHPLACE
Ella D.		W	58	Mo
Mc Council Charles D.		Ad. S	6	

FORM 10 636

1910 CENSUS INDEX - FAMILY

U. S. DEPARTMENT OF COMMERCE
BUREAU OF THE CENSUS

TEXAS

77300		HEAD OF FAMILY		Wheat William T		E.D.	SHEET
COLOR		AGE	BIRTHPLACE		VOL.		
W		52			6		
COUNTY			Baylor		CITY		
					Seymour		
OTHER MEMBERS OF FAMILY							
NAME				RELATIONSHIP	AGE	BIRTHPLACE	
Oliver R				W	42		
Edward				S	23		
Anna				DL	16		

FORM 10-636
1910 CENSUS INDEX -- FAMILY --

U.S. DEPARTMENT OF COMMERCE
BUREAU OF THE CENSUS

TEXAS

W 300	HEAD OF FAMILY		Wood William T		E.D.	SHEET
COLOR	AGE	BIRTHPLACE		VOL.		
W	24	Ia		31		
COUNTY			CITY			
Cooke						
OTHER MEMBERS OF FAMILY						
NAME		RELATIONSHIP	AGE	BIRTHPLACE		
Mette		W	27	Ia		
William W		S	12	Ia		

FORM 10 636
1910 CENSUS INDEX - FAMILY

U.S. DEPARTMENT OF COMMERCE
BUREAU OF THE CENSUS

TEXAS

60300	NAME OF INDIVIDUAL <i>Wood John T.</i>		E.D. <i>40</i>	SHEET <i>83</i>
COLOR <i>W</i>	AGE <i>25</i>	BIRTHPLACE <i>Delta</i>	VOL. <i>30</i>	
COUNTY	CITY			
ENUMERATED WITH <i>Traylor James W</i>				
RELATIONSHIP TO ABOVE				
<input type="checkbox"/> SON	<input type="checkbox"/> NEPHEW	<input type="checkbox"/> STEPSON		
<input type="checkbox"/> DAUGHTER	<input type="checkbox"/> NFECE	<input type="checkbox"/> STEPDAUGHTER		
<input type="checkbox"/> BROTHER	<input type="checkbox"/> FATHER-IN-LAW	<input type="checkbox"/> COUSIN		
<input type="checkbox"/> SISTER -	<input type="checkbox"/> MOTHER-IN-LAW	<input checked="" type="checkbox"/> HIRED MAN		
<input type="checkbox"/> FATHER	<input type="checkbox"/> SON-IN-LAW	<input type="checkbox"/> ROOMER		
<input type="checkbox"/> MOTHER	<input type="checkbox"/> DAUGHTER-IN-LAW	<input type="checkbox"/> SERVANT		
<input type="checkbox"/> GRANDSON	<input type="checkbox"/> BROTHER-IN-LAW	<input type="checkbox"/> OTHER (Specify)		
<input type="checkbox"/> GRANDDAUGHTER	<input type="checkbox"/> SISTER-IN-LAW			
<input type="checkbox"/> GRANDCHILD	<input type="checkbox"/> ORPHAN			

FORM 10-637
1910 CENSUS INDEX - INDIVIDUAL

U. S. DEPARTMENT OF COMMERCE
BUREAU OF THE CENSUS

TEXAS

11200	HEAD OF FAMILY Wade William J		E.D. 122	SHEET 48
COLOR W	AGE 61	BIRTHPLACE Miss	VOL. 140	
COUNTY -	CITY Van Zandt			
OTHER MEMBERS OF FAMILY				
NAME		RELATION- SHIP	AGE	BIRTHPLACE
Father		H	47	
Matthew H		S	20	
Mary Ann		W	18	
Lena		W	16	
Audrey		S	14	
James E		S	12	
Beck W		S	10	

FORM 10-636A
1910 CENSUS INDEX - FAMILY

U.S. DEPARTMENT OF COMMERCE
BUREAU OF THE CENSUS

TEXAS

W 300		HEAD OF FAMILY		White, William J		E.D.	SHEET
COLOR	W	AGE	40	BIRTHPLACE	Ark	142	100
COUNTY	Grayson			CITY	60		
OTHER MEMBERS OF FAMILY							
NAME		RELATIONSHIP	AGE	BIRTHPLACE			
Annie		W	37	Ark			
Charles		S	18				
Eddie		D	16				
Bernie		S	14				
Benjie		D	13				
Sydney		S	11				
Katie		D	8				

FORM 10-636A

1910 CENSUS INDEX - INDIVIDUAL

U.S. DEPARTMENT OF COMMERCE.
BUREAU OF THE CENSUS

TEXAS

1036		HEAD OF FAMILY		William T.		E.D.	SHEET
COLOR	W	AGE	31	BIRTHPLACE	Tenn	VOL.	87
COUNTY				Kaufman		CITY	
				Kaufman			
OTHER MEMBERS OF FAMILY							
NAME		RELATIONSHIP	AGE	BIRTHPLACE			
Linda B.		W	27				
Willie B.		D	7				
Thelma		I	1				
Cecilia		I	1/2				

FORM 10 636
1910 CENSUS INDEX - FAMILY

U.S. DEPARTMENT OF COMMERCE
BUREAU OF THE CENSUS

TEXAS

62300		HEAD OF FAMILY		Wood William S.		E.O.	SHEET
COLOR	AGE	BIRTHPLACE		180		27	
W	62	Wia		VOL.	40		
COUNTY			Nolan		CITY		
OTHER MEMBERS OF FAMILY							
NAME		RELATIONSHIP	AGE	BIRTHPLACE			
Lidia		W	42				
Minnie		W	16				
L. James		W	12				

FORM 10-636

1910 CENSUS INDEX - FAMILY

U. S. DEPARTMENT OF COMMERCE
BUREAU OF THE CENSUS

W 300		NAME OF INDIVIDUAL - WOOD, William S		TEXAS	
COLOR W	AGE 35	BIRTHPLACE		E.D. 42	SHEET 48
COUNTY Limestone			CITY Merida		
ENUMERATED WITH Rachelow, Mary E					
RELATIONSHIP TO ABOVE					
<input type="checkbox"/> SON	<input type="checkbox"/> NEPHEW	<input checked="" type="checkbox"/> STEPSON			
<input type="checkbox"/> DAUGHTER	<input type="checkbox"/> NIECE	<input type="checkbox"/> STEPDAUGHTER			
<input type="checkbox"/> BROTHER	<input type="checkbox"/> FATHER-IN-LAW	<input type="checkbox"/> COUSIN			
<input type="checkbox"/> SISTER	<input type="checkbox"/> MOTHER-IN-LAW	<input type="checkbox"/> HIRED MAN			
<input type="checkbox"/> FATHER	<input type="checkbox"/> SON-IN-LAW	<input type="checkbox"/> ROOMER			
<input type="checkbox"/> MOTHER	<input type="checkbox"/> DAUGHTER-IN-LAW	<input type="checkbox"/> SERVANT			
<input type="checkbox"/> GRANDSON	<input type="checkbox"/> BROTHER-IN-LAW	<input type="checkbox"/> OTHER (Specify)			
<input type="checkbox"/> GRANDDAUGHTER	<input type="checkbox"/> SISTER-IN-LAW				
<input type="checkbox"/> GRANDCHILD	<input type="checkbox"/> ORPHAN				

FORM 10 637
1910 CENSUS INDEX - INDIVIDUAL

U. S. DEPARTMENT OF COMMERCE
BUREAU OF THE CENSUS

TEXAS

10-300	HEAD OF FAMILY		W. G. Wood		E.D.	SHEET		
COLOR	W	AGE	28	BIRTHPLACE	Winters	219	116	
COUNTY	Runnels			CITY	Winters		VOL.	120
OTHER MEMBERS OF FAMILY								
NAME		RELATIONSHIP	AGE	BIRTHPLACE				
Bessie		W	27					
Bert		B	20					

FORM 10-636
1910 CENSUS INDEX - FAMILY

U S DEPARTMENT OF COMMERCE
BUREAU OF THE CENSUS

670		HEAD OF FAMILY		TEXAS	
COLOR	40	AGE	20	BIRTHPLACE	W. Va. Muller
COUNTY	Hopkins		CITY	E.D.	61
				VOL.	76
OTHER MEMBERS OF FAMILY					
NAME		RELATIONSHIP	AGE	BIRTHPLACE	
- 1 Barker		W	17		

FORM 10 636
 1910 CENSUS INDEX - FAMILY

U. S. DEPARTMENT OF COMMERCE
 BUREAU OF THE CENSUS

TEXAS

W300		HEAD OF FAMILY		E.D.		SHEET	
COLOR	AGE	BIRTHPLACE		VOL.			
	38	Eastland		41		51 172	
COUNTY		CITY					
OTHER MEMBERS OF FAMILY							
NAME		RELATIONSHIP	AGE	BIRTHPLACE			
Mary E.		W	47	W Va			
William C.		S	16	W Va			
Mary E.		D	19	/			
John E.		W	11	/			
William W.		U	9	-			
Mary T.		S	8	-			
A. C. Clark, Stephen		U	28	W Va			

FORM 10 636A

1910 CENSUS INDEX - INDIVIDUAL

U. S. DEPARTMENT OF COMMERCE
BUREAU OF THE CENSUS

TEXAS

10300	NAME OF INDIVIDUAL W. H. Williams		E.D. 14	SHEET 11
COLOR W	AGE 87	BIRTHPLACE S. C.	VOL. 16	
COUNTY Callahan		CITY		
ENUMERATED WITH W. H. Henry				
RELATIONSHIP TO ABOVE				
<input type="checkbox"/> SON	<input type="checkbox"/> NEPHEW	<input type="checkbox"/> STEPSON		
<input type="checkbox"/> DAUGHTER	<input type="checkbox"/> NIECE	<input type="checkbox"/> STEPDAUGHTER		
<input type="checkbox"/> BROTHER	<input type="checkbox"/> FATHER-IN-LAW	<input type="checkbox"/> COUSIN		
<input type="checkbox"/> SISTER	<input type="checkbox"/> MOTHER-IN-LAW	<input type="checkbox"/> HIRED MAN		
<input checked="" type="checkbox"/> FATHER	<input type="checkbox"/> SON-IN-LAW	<input type="checkbox"/> ROOMER		
<input type="checkbox"/> MOTHER	<input type="checkbox"/> DAUGHTER-IN-LAW	<input type="checkbox"/> SERVANT		
<input type="checkbox"/> GRANDSON	<input type="checkbox"/> BROTHER-IN-LAW	<input type="checkbox"/> OTHER (Specify)		
<input type="checkbox"/> GRANDDAUGHTER	<input type="checkbox"/> SISTER-IN-LAW			
<input type="checkbox"/> GRANDCHILD	<input type="checkbox"/> ORPHAN			

FORM 10 637

1910 CENSUS INDEX - INDIVIDUAL

U S DEPARTMENT OF COMMERCE
BUREAU OF THE CENSUS

TEXAS

-w301		HEAD OF FAMILY		Wanda Williams		E.D.	SHEET
COLOR	W	AGE	104	BIRTHPLACE	Tex.	VOL.	50
COUNTY				Concho		CITY	
OTHER MEMBERS OF FAMILY							
NAME		RELATIONSHIP	AGE	BIRTHPLACE			
J. Emory		W	59	W.C.			
J. C. Campbell		S	19	Ark			

FORM 10-636
1910 CENSUS INDEX - FAMILY

U.S. DEPARTMENT OF COMMERCE
BUREAU OF THE CENSUS

W 300		HEAD OF FAMILY		TEXAS	
COLOR	W	AGE	53	BIRTHPLACE	White, Holliston S.
COUNTY	Grayson		CITY	E.D. -	105
				SHEET	89
				VOL.	60
OTHER MEMBERS OF FAMILY					
NAME		RELATIONSHIP	AGE	BIRTHPLACE	
John S.		S	14		
Allie K.		D	12		
Lessa H.		S	8		

FORM 11-19-26

1910 CENSUS INDEX - FAMILY

U S DEPARTMENT OF COMMERCE
BUREAU OF THE CENSUS

TEXAS

W300	HEAD OF FAMILY		White, Wm. R. J.	E.D.	SHEET
COLOR W	AGE 54	BIRTHPLACE Texas		4	21
COUNTY	CITY		VOL. 26		
Collin					
OTHER MEMBERS OF FAMILY					
NAME		RELATIONSHIP	AGE	BIRTHPLACE	
- Wm. M. G.		W	42	Ark	
Symister		S	20	I	
Figgie		S	18	Okla	
David		S	12	Ark	
Harlan		S	10	I	
Dank		S	2		
Ray		S	7/12		

FORM 10-636

1910 CENSUS INDEX - FAMILY

U. S. DEPARTMENT OF COMMERCE
BUREAU OF THE CENSUS

TEXAS

L. S. 3000		HEAD OF FAMILY White William R. J.		E.O. 75	SHEET 280
COLOR W	AGE 41	BIRTHPLACE		VOL. 107	
COUNTY Navarro			CITY		
OTHER MEMBERS OF FAMILY					
NAME	RELATION- SHIP	AGE	BIRTHPLACE		
Emily J.	W	37			
William J.	S	15			
Frank J.	D	14			
Howard F.	S	12			
Joseph	D	12			
Thomas	D	2			

U. S. DEPARTMENT OF COMMERCE
BUREAU OF THE CENSUSFORM 10-636
1910 CENSUS INDEX - FAMILY

TEXAS

W 300		NAME OF INDIVIDUAL <i>White William R</i>		E.O. 79	SHEET 9
COLOR <i>W</i>	AGE <i>28</i>	BIRTHPLACE <i>Ill.</i>		VOL. <i>107</i>	
COUNTY <i>NEVADO</i>		CITY			
ENUMERATED WITH <i>Highgate Nellie</i>					
RELATIONSHIP TO ABOVE					
<input type="checkbox"/> SON	<input type="checkbox"/> NEPHEW	<input type="checkbox"/> STEPSON			
<input type="checkbox"/> DAUGHTER	<input type="checkbox"/> NIECE	<input type="checkbox"/> STEPDAUGHTER			
<input checked="" type="checkbox"/> BROTHER	<input type="checkbox"/> FATHER-IN-LAW	<input type="checkbox"/> COUSIN			
<input type="checkbox"/> SISTER	<input type="checkbox"/> MOTHER-IN-LAW	<input type="checkbox"/> HIRED MAN			
<input type="checkbox"/> FATHER	<input type="checkbox"/> SON-IN-LAW	<input type="checkbox"/> ROOMER			
<input type="checkbox"/> MOTHER	<input type="checkbox"/> DAUGHTER-IN-LAW	<input type="checkbox"/> SERVANT			
<input type="checkbox"/> GRANDSON	<input type="checkbox"/> BROTHER-IN-LAW	<input type="checkbox"/> OTHER, (Specify)			
<input type="checkbox"/> GRANDDAUGHTER	<input type="checkbox"/> SISTER-IN-LAW	_____			
<input type="checkbox"/> GRANDCHILD	<input type="checkbox"/> ORPHAN	_____			

FORM 10-637

1910 CENSUS INDEX - INDIVIDUAL

U. S. DEPARTMENT OF COMMERCE
BUREAU OF THE CENSUS

TEXAS

60300	HEAD OF FAMILY Wood William R		E.D. 46	SHEET 88
COLOR W	AGE 35	BIRTHPLACE	VOL. 108	
COUNTY Navarro		CITY Frost		
OTHER MEMBERS OF FAMILY				
NAME	RELATIONSHIP	AGE	BIRTHPLACE	
Savanna	W	32		
William L	S	15		
Edna B	D	13		
Myrtle L	D	11		
Myrtia J	D	8		
Hollie L	D	7		
Hochua	D	3/2		

FORM 10 636
1910 CENSUS INDEX - FAMILY

U.S. DEPARTMENT OF COMMERCE
BUREAU OF THE CENSUS

TEXAS

HEAD OF FAMILY		White, William R.		E.D.	SHEET
COLOR		AGE	BIRTHPLACE	VOL.	
W		38		81	
COUNTY	Jack			CITY	
OTHER MEMBERS OF FAMILY					
NAME		RELATIONSHIP	AGE	BIRTHPLACE	
Ida R.		W	39	Tenn	
Raymond		S	14		
L. Lois		D	12		
Ruby		D	8		

FORM 10 636

1910 CENSUS INDEX - FAMILY

U. S. DEPARTMENT OF COMMERCE
BUREAU OF THE CENSUS

TEXAS

HEAD OF FAMILY			E.D.	SHEET
500			151	176
COLOR	AGE	BIRTHPLACE	VOL.	
	3		1000	
COUNTY	Williamson		CITY	
OTHER MEMBERS OF FAMILY				
NAME	RELATIONSHIP	AGE	BIRTHPLACE	
	h	2	Tex	
	D	7	Tex	
	D	1		
	D	7		
		3		
	D	44		

FORM 10 636
1910 CENSUS INDEX - FAMILY

U. S. DEPARTMENT OF COMMERCE
BUREAU OF THE CENSUS

TEXAS

HEAD OF FAMILY		W. D.		DUES	
AGE		BIRTHPLACE		VOL.	
COUNTY			CITY		
Runnels					
OTHER MEMBERS OF FAMILY					
NAME		RELATIONSHIP	AGE	BIRTHPLACE	

FORM 10-636
 1910 CENSUS INDEX - FAMILY

U S DEPARTMENT OF COMMERCE
 BUREAU OF THE CENSUS

TEXAS

111300	HEAD OF FAMILY <i>Whitley William R.</i>		E.D. <i>166</i>	SHEET <i>29</i>
COLOR <i>W</i>	AGE <i>33</i>	BIRTHPLACE	VOL. <i>104</i>	
COUNTY <i>Mitchell</i>	CITY			
OTHER MEMBERS OF FAMILY				
NAME		RELATIONSHIP	AGE	BIRTHPLACE
<i>Mary J.</i>		<i>W</i>	<i>34</i>	
<i>Frank C.</i>		<i>D</i>	<i>8</i>	
<i>Lillie R.</i>		<i>S</i>	<i>6</i>	
<i>Mary E.</i>		<i>D</i>	<i>2 1/2</i>	

FORM 10-630
1910 CENSUS INDEX - FAMILY

U.S. DEPARTMENT OF COMMERCE
BUREAU OF THE CENSUS

TEXAS

TEXAS

(11702)	HEAD OF FAMILY		S.O.	SHEET
COLOR	AGE	BIRTHPLACE	VOL.	
W	37	Ala.	76	35
COUNTY	CITY			
	Hill			
OTHER MEMBERS OF FAMILY				
NAME		RELATIONSHIP	AGE	BIRTHPLACE
Ora		W	34	Ala.
Eugene S.		S	14	Ala.
Herman J.		S	12	
Paul J.		S	9	
Hugh		S	8	
Bryan		S	4	
L. L. L.				

FORM 10 636

1910 CENSUS INDEX - FAMILY

U.S. DEPARTMENT OF COMMERCE
BUREAU OF THE CENSUS

TEXAS

W 300	HEAD OF FAMILY		E.O.	SHEET
	L. O. O. R. 11 R		31	49
COLOR	AGE	BIRTHPLACE	VOL.	
W	31		73	
COUNTY	Hood		CITY	
OTHER MEMBERS OF FAMILY				
NAME		RELATIONSHIP	AGE	BIRTHPLACE
Wald		H	25	
Lillian		S	7	
Mildred		S	5	
L. A. H. H.		D	7	
L. O. O. R.		S	2	

FORM 10 636
1910 CENSUS INDEX - FAMILY

U S DEPARTMENT OF COMMERCE
BUREAU OF THE CENSUS

TEXAS

70300		HEAD OF FAMILY		Wade, William R.		E.D.	SHEET
COLOR	W	AGE	56	BIRTHPLACE	Miss	99	268
COUNTY	Dickens			CITY			VOL.
41							
OTHER MEMBERS OF FAMILY							
NAME		RELATIONSHIP	AGE	BIRTHPLACE			
L...							
C...							

TEXAS

W 300	HEAD OF FAMILY Whit William R.		E.D. 137	SHEET 25
COLOR W	AGE 23	BIRTHPLACE Ill.		VOL. 47
COUNTY	Ellis		CITY	
OTHER MEMBERS OF FAMILY				
	NAME	RELATIONSHIP	AGE	BIRTHPLACE
	Pearl	W.	21	Mo.
	Raymond O.	S	5	-
	Ruby	D	3	
	Opal E.	D	4/2	

FORM 10-636
1910 CENSUS INDEX - FAMILY

U.S. DEPARTMENT OF COMMERCE
BUREAU OF THE CENSUS

TEXAS

630		HEAD OF FAMILY		Wood William H.		E.D.	SHEET
COLOR	AGE	BIRTHPLACE				130	108
	27					VOL. 145-	
COUNTY	Van Zandt			CITY			
OTHER MEMBERS OF FAMILY							
NAME		RELATIONSHIP	AGE	BIRTHPLACE			
J. Wood		Wife	18				
J. Clara		Daughter	1 1/2				

FORM 10 636
1910 CENSUS INDEX - FAMILY

U.S. DEPARTMENT OF COMMERCE
BUREAU OF THE CENSUS

11350		HEAD OF FAMILY		TEXAS	
COLOR	W	AGE	69	BIRTHPLACE	White, William R
COUNTY	Burnet			CITY	
				E.D.	120
				SHEET	13
				VOL.	18
OTHER MEMBERS OF FAMILY					
NAME		RELATIONSHIP	AGE	BIRTHPLACE	
Caladonia M		W	66	Miss.	
Truffin, Lucius H.		SL	30		

FORM 10-636
1910 CENSUS INDEX - FAMILY

U.S. DEPARTMENT OF COMMERCE
BUREAU OF THE CENSUS

TEXAS

W300	HEAD OF FAMILY Wheat, William R 6		E.O. 130	SHEET 205																																								
COLOR W-	AGE 51	BIRTHPLACE		VOL. 65																																								
COUNTY Hardeman		CITY Luanah																																										
OTHER MEMBERS OF FAMILY																																												
<table border="1"> <thead> <tr> <th>NAME</th> <th>RELATION- SHIP</th> <th>AGE</th> <th colspan="2">BIRTHPLACE</th> </tr> </thead> <tbody> <tr> <td>Sallie</td> <td>W</td> <td>41</td> <td colspan="2"></td> </tr> <tr> <td>William C.</td> <td>S</td> <td>20</td> <td colspan="2"></td> </tr> <tr> <td>Marshall</td> <td>S</td> <td>18</td> <td colspan="2"></td> </tr> <tr> <td>Ray T.</td> <td>S</td> <td>16</td> <td colspan="2"></td> </tr> <tr> <td>John R.</td> <td>S</td> <td>14</td> <td colspan="2"></td> </tr> <tr> <td>Prize A.</td> <td>S</td> <td>12</td> <td colspan="2"></td> </tr> <tr> <td>John</td> <td>S</td> <td>9</td> <td colspan="2"></td> </tr> </tbody> </table>					NAME	RELATION- SHIP	AGE	BIRTHPLACE		Sallie	W	41			William C.	S	20			Marshall	S	18			Ray T.	S	16			John R.	S	14			Prize A.	S	12			John	S	9		
NAME	RELATION- SHIP	AGE	BIRTHPLACE																																									
Sallie	W	41																																										
William C.	S	20																																										
Marshall	S	18																																										
Ray T.	S	16																																										
John R.	S	14																																										
Prize A.	S	12																																										
John	S	9																																										

FORM 10-236A

1910 CENSUS INDEX - INDIVIDUAL

U. S. DEPARTMENT OF COMMERCE
BUREAU OF THE CENSUS

TEXAS

W300	NAME OF INDIVIDUAL <i>Wife, William R</i>		P.E.D. <i>164</i>	SHEET <i>19</i>
COLOR <i>W</i>	AGE <i>38</i>	BIRTHPLACE <i>Pa</i>	VOL. <i>99</i>	
COUNTY Midland		CITY <i>Midland</i>		
ENUMERATED WITH <i>Wife, James W</i>				
RELATIONSHIP TO ABOVE				
<input type="checkbox"/> SON	<input type="checkbox"/> NEPHEW	<input type="checkbox"/> STEPSON		
<input type="checkbox"/> DAUGHTER	<input type="checkbox"/> NIECE	<input type="checkbox"/> STEPDAUGHTER		
<input type="checkbox"/> BROTHER	<input type="checkbox"/> FATHER-IN-LAW	<input type="checkbox"/> COUSIN		
<input type="checkbox"/> SISTER	<input type="checkbox"/> MOTHER-IN-LAW	<input type="checkbox"/> HIRED MAN		
<input type="checkbox"/> FATHER	<input type="checkbox"/> SON-IN-LAW	<input checked="" type="checkbox"/> ROOMER		
<input type="checkbox"/> MOTHER	<input type="checkbox"/> DAUGHTER-IN-LAW	<input type="checkbox"/> SERVANT		
<input type="checkbox"/> GRANDSON	<input type="checkbox"/> BROTHER-IN-LAW	<input type="checkbox"/> OTHER (Specify)		
<input type="checkbox"/> GRANDDAUGHTER	<input type="checkbox"/> SISTER-IN-LAW			
<input type="checkbox"/> GRANDCHILD	<input type="checkbox"/> ORPHAN			

FORM 10-637
1910 CENSUS INDEX - INDIVIDUAL

U S DEPARTMENT OF COMMERCE
BUREAU OF THE CENSUS

TEXAS

11300		NAME OF INDIVIDUAL		Wood, William R.		E.D.	SHEET
COLOR	W	AGE	68	BIRTHPLACE	La	77	142
COUNTY	Denton			CITY		VOL.	39
ENUMERATED WITH							
Nurdie William H.							
RELATIONSHIP TO ABOVE							
<input type="checkbox"/> SON	<input type="checkbox"/> NEPHEW	<input type="checkbox"/> STEPSON					
<input type="checkbox"/> DAUGHTER	<input type="checkbox"/> NIECE	<input type="checkbox"/> STEPDAUGHTER					
<input type="checkbox"/> BROTHER	<input checked="" type="checkbox"/> FATHER-IN-LAW	<input type="checkbox"/> COUSIN					
<input type="checkbox"/> SISTER	<input type="checkbox"/> MOTHER-IN-LAW	<input type="checkbox"/> HIRED MAN					
<input type="checkbox"/> FATHER	<input type="checkbox"/> SON-IN-LAW	<input type="checkbox"/> ROOMER					
<input type="checkbox"/> MOTHER	<input type="checkbox"/> DAUGHTER-IN-LAW	<input type="checkbox"/> SERVANT					
<input type="checkbox"/> GRANDSON	<input type="checkbox"/> BROTHER-IN-LAW	<input type="checkbox"/> OTHER (Specify)					
<input type="checkbox"/> GRANDDAUGHTER	<input type="checkbox"/> SISTER-IN-LAW						
<input type="checkbox"/> GRANDCHILD	<input type="checkbox"/> ORPHAN						

FORM 10 637

1910 CENSUS INDEX - INDIVIDUAL

U.S. DEPARTMENT OF COMMERCE
BUREAU OF THE CENSUS

TEXAS

W300	HEAD OF FAMILY	White Wm R	E.D.	SHEET
COLOR	AGE	BIRTHPLACE	VOL.	
W	30	Ala	32	
COUNTY	Coryell		CITY	
OTHER MEMBERS OF FAMILY				
	NAME	RELATIONSHIP	AGE	BIRTHPLACE
	Walter	W	26	
	David	S	5	
	Julia	D	2	
	Joseph	S	4	
			12	

FORM 10-636

1910 CENSUS INDEX - FAMILY

U. S. DEPARTMENT OF COMMERCE
BUREAU OF THE CENSUS

TEXAS

W 300	HEAD OF FAMILY		White, William R	E.D.	SHEET
COLOR	AGE	BIRTHPLACE		VOL.	
W	42	Ark		61	
COUNTY			Grayson	CITY	
				Denison	
OTHER MEMBERS OF FAMILY					
NAME		RELATIONSHIP	AGE	BIRTHPLACE	
Mattie		W	37	La.	
Mavis		D	16		
James		S	14		
Richard		S	12		
Lucina		D	9		
Julius		D	8		
Orville		D			

FORM 10 686

1910 CENSUS INDEX - FAMILY

U. S. DEPARTMENT OF COMMERCE
BUREAU OF THE CENSUS

TEXAS

10300		HEAD OF FAMILY		E.D.	SHEET
Wood		William A		71	71
COLOR	AGE	BIRTHPLACE		VOL.	
W	31			70	
COUNTY	Lamar		CITY		
			Lamar		
OTHER MEMBERS OF FAMILY					
NAME		RELATIONSHIP	AGE	BIRTHPLACE	
Catherine A		W	47		
James J		S	21		
William A Jr		S	16		
Frances L		S	14		
Lawrence		S	7		

FORM 10-636

1910 CENSUS INDEX - FAMILY

U. S. DEPARTMENT OF COMMERCE
BUREAU OF THE CENSUS

TEXAS

1030		NAME OF INDIVIDUAL White William R.		S.D. 17	SHEET 3
COLOR W	AGE 21	BIRTHPLACE		VOL. 1	
COUNTY Anderson		CITY			
ENUMERATED WITH Fidelity Insurance					
RELATIONSHIP TO ABOVE					
<input type="checkbox"/> SON	<input type="checkbox"/> NEPHEW	<input type="checkbox"/> STEPSON			
<input type="checkbox"/> GRANDSON	<input type="checkbox"/> BROTHER	<input type="checkbox"/> STEPGRANDSON			
<input type="checkbox"/> GRANDNephew	<input type="checkbox"/> FATHER IN LAW	<input type="checkbox"/> UNCLE			
<input type="checkbox"/> BROTHER	<input type="checkbox"/> FATHER IN DEW	<input type="checkbox"/> GRAND FATHER			
<input type="checkbox"/> FATHER	<input type="checkbox"/> CHILD IN LAW	<input type="checkbox"/> GRAND MOTHER			
<input type="checkbox"/> SON IN DEW	<input type="checkbox"/> GRANDCHILD IN LAW	<input type="checkbox"/> GRAND SERVANT			
<input type="checkbox"/> GRAND FATHER	<input type="checkbox"/> GRAND GRAND FATHER	<input type="checkbox"/> OTHER (Specify)			
<input type="checkbox"/> GRAND GRAND FATHER	<input type="checkbox"/> GRAND GRAND FATHER				
<input type="checkbox"/> GRAND GRAND FATHER	<input type="checkbox"/> GRAND GRAND FATHER				

1910 CENSUS INDEX

INDIVIDUAL

U. S. DEPARTMENT OF COMMERCE
BUREAU OF THE CENSUS

TEXAS

11 502	HEAD OF FAMILY White, William P		E.O. 44	SHEET 93
COLOR W	AGE 46	BIRTHPLACE	VOL. 121	
COUNTY Rusk	CITY			
OTHER MEMBERS OF FAMILY				
NAME		RELATIONSHIP	AGE	BIRTHPLACE
Blanche		W	41	
Louise B		W	41	La

FORM 10 636
1910 CENSUS INDEX - FAMILY

U S DEPARTMENT OF COMMERCE
BUREAU OF THE CENSUS

TEXAS

W 300	NAME OF INDIVIDUAL Wood, William P		E.D. 216	SHEET 48
COLOR W	AGE 24	BIRTHPLACE	VOL. 116	
COUNTY -	San Saba		CITY	
ENUMERATED WITH Chapman, Doctor J.				
RELATIONSHIP TO ABOVE				
<input type="checkbox"/> SON	<input type="checkbox"/> NEPHEW	<input type="checkbox"/> STEPSON		
<input type="checkbox"/> DAUGHTER	<input type="checkbox"/> NIECE	<input type="checkbox"/> STEPDAUGHTER		
<input type="checkbox"/> BROTHER	<input type="checkbox"/> FATHER-IN-LAW	<input type="checkbox"/> COUSIN		
<input type="checkbox"/> SISTER	<input type="checkbox"/> MOTHER-IN-LAW	<input type="checkbox"/> HIRED MAN		
<input type="checkbox"/> FATHER	<input type="checkbox"/> SON-IN-LAW	<input type="checkbox"/> ROOMER		
<input type="checkbox"/> MOTHER	<input type="checkbox"/> DAUGHTER-IN-LAW	<input type="checkbox"/> SERVANT		
<input type="checkbox"/> GRANDSON	<input type="checkbox"/> BROTHER-IN-LAW	<input checked="" type="checkbox"/> OTHER (Specify)		
<input type="checkbox"/> GRANDDAUGHTER	<input type="checkbox"/> SISTER-IN-LAW	<u>Lo</u>		
<input type="checkbox"/> GRANDCHILD	<input type="checkbox"/> ORPHAN			

FORM 10-637 (2-18-60)

U.S. DEPARTMENT OF COMMERCE
BUREAU OF THE CENSUS

1910 CENSUS INDEX - INDIVIDUAL

* GPO : 1902 O-641488

W 302		HEAD OF FAMILY		White William P.		E.D.	SHEET
COLOR	W	AGE	64	BIRTHPLACE		11	5
COUNTY				Bowie		VOL.	14
				CITY			
OTHER MEMBERS OF FAMILY							
NAME		RELATIONSHIP	AGE	BIRTHPLACE			
Dorothy		W	42	ala			
Norma B.		D	11				
Mestle		D	14				
Hester Sero		M	65	Ga			
Webb Sherman		SS	13				

FORM 10-636
 1910 CENSUS INDEX - FAMILY

U. S. DEPARTMENT OF COMMERCE
 BUREAU OF THE CENSUS

TEXAS

- W 3050		HEAD OF FAMILY Wyatt William P.		E.D. 11	SHEET 19
COLOR W	AGE 72	BIRTHPLACE		VOL. 14	
COUNTY Bowie			CITY		
OTHER MEMBERS OF FAMILY					
NAME		RELATION- SHIP	AGE	BIRTHPLACE	
Lee A.		S	39		
Dan		S	41		
William P Jr.		S/S	15	Miss	

TEXAS

W 300	NAME OF INDIVIDUAL Wyatt William P. Jr.		E.O. 11	SHEET 19
COLOR W	AGE 15	BIRTHPLACE Miss	VOL. 14	
COUNTY Bowie		CITY		
ENUMERATED WITH Wyatt William P.				
RELATIONSHIP TO ABOVE				
<input type="checkbox"/> SON	<input type="checkbox"/> NEPHEW	<input type="checkbox"/> STEPSON		
<input type="checkbox"/> DAUGHTER	<input type="checkbox"/> NIECE	<input type="checkbox"/> STEPDAUGHTER		
<input type="checkbox"/> BROTHER	<input type="checkbox"/> FATHER-IN-LAW	<input type="checkbox"/> COUSIN		
<input type="checkbox"/> SISTER	<input type="checkbox"/> MOTHER-IN-LAW	<input type="checkbox"/> HIRED MAN		
<input type="checkbox"/> FATHER	<input type="checkbox"/> SON-IN-LAW	<input type="checkbox"/> ROOMER		
<input type="checkbox"/> MOTHER	<input type="checkbox"/> DAUGHTER-IN-LAW	<input type="checkbox"/> SERVANT		
<input checked="" type="checkbox"/> GRANDSON	<input type="checkbox"/> BROTHER-IN-LAW	<input type="checkbox"/> OTHER (Specify)		
<input type="checkbox"/> GRANDDAUGHTER	<input type="checkbox"/> SISTER-IN-LAW			
<input type="checkbox"/> GRANDCHILD	<input type="checkbox"/> ORPHAN			

FORM 10-637
1910 CENSUS INDEX - INDIVIDUAL

U.S. DEPARTMENT OF COMMERCE
BUREAU OF THE CENSUS

TEXAS

HEAD OF FAMILY		E.D.		SHEET	
White		11		7	
COLOR	AGE	BIRTHPLACE		VOL.	
W	24			29	
COUNTY			CITY		
Comanche					
OTHER MEMBERS OF FAMILY					
NAME		RELATIONSHIP	AGE	BIRTHPLACE	
George E		W	25		
Mildred E		D	7/12		

FORM 10-636
 -1910 CENSUS INDEX - FAMILY

U.S. DEPARTMENT OF COMMERCE
 BUREAU OF THE CENSUS

TEXAS

HEAD OF FAMILY		E.D.	SHEET
COLOR	AGE	VOL. 17	
COUNTY	BIRTHPLACE		
	Hopkins		
CITY			
OTHER MEMBERS OF FAMILY			
NAME	RELATIONSHIP	AGE	BIRTHPLACE
		27	
		12	
		10	
		5	
		1	
		3	
		14	

FORM 10 836
1910 CENSUS INDEX - FAMILY

U. S. DEPARTMENT OF COMMERCE
BUREAU OF THE CENSUS

TEXAS

11300	HEAD OF FAMILY <i>White William P</i>		E.D. 1	SHEET 23
COLOR <i>W</i>	AGE 60	BIRTHPLACE		VOL. 4
COUNTY Atascosa		CITY		
OTHER MEMBERS OF FAMILY				
NAME		RELATIONSHIP	AGE	BIRTHPLACE
<i>Susan Jones</i>		<i>W</i>	50	
<i>Lucie</i>		<i>D</i>	22	
<i>Jonathan</i>		<i>S</i>	17	
<i>Winifred</i>		<i>S</i>	14	
<i>Winifred</i>		<i>S</i>	14	
<i>Mary Jones</i>		<i>D</i>	11	
<i>Not Reported</i>		<i>D</i>	12	

FORM 10 636
1910 CENSUS INDEX - FAMILY

U. S. DEPARTMENT OF COMMERCE
BUREAU OF THE CENSUS

TEXAS

70 300	HEAD OF FAMILY		E.O.	SHEET
	White William D		39	166
COLOR	AGE	BIRTHPLACE	VOL. 11)	
W	39	Texas		
COUNTY	Fannin		CITY	
			Dacula	
OTHER MEMBERS OF FAMILY				
	NAME	RELATIONSHIP	AGE	BIRTHPLACE
)	William D	Self		Tex
	William D	Wife		Tex

FORM 10,036
1910 CENSUS INDEX - FAMILY

U. S. DEPARTMENT OF COMMERCE
BUREAU OF THE CENSUS

TEXAS

HEAD OF FAMILY		E.D.	SHEET
Wood William P		126	101
COLOR	AGE	BIRTHPLACE	VOL.
W	41	W. Va.	117
COUNTY	Red River	CITY	
OTHER MEMBERS OF FAMILY			
NAME	RELATIONSHIP	AGE	BIRTHPLACE
Grace P	W	27	
John W	D	5	
Frances E	D	4	
William J	S	2	

FORM 10 636
1910 CENSUS INDEX - FAMILY

U S DEPARTMENT OF COMMERCE
BUREAU OF THE CENSUS

TEXAS

W 300	HEAD OF FAMILY Wood William P		E.O. 95	SHEET 197
COLOR W	AGE 55	BIRTHPLACE Ala	VOL. 40	
COUNTY Denton		CITY		
OTHER MEMBERS OF FAMILY				
NAME	RELATIONSHIP	AGE	BIRTHPLACE	
Amy E	W	55	Ala	
Samuel	S	17		
Walter	S	15		
William George	SS	32	Ala	
& 1 - H.M.			Ala	

FORM 10 636
1910 CENSUS INDEX - FAMILY

U. S. DEPARTMENT OF COMMERCE
BUREAU OF THE CENSUS

TEXAS

W300	HEAD OF FAMILY		White	William P.	E.D.	SHEET
COLOR	AGE	BIRTHPLACE			97	249
W	40	Ill			VOL.	90
COUNTY				Lamar	CITY	
OTHER MEMBERS OF FAMILY						
	NAME	RELATIONSHIP	AGE	BIRTHPLACE		
	OLLIE P.	W	38			
	LARRY	S	13			
	ALLEN	S	11			
	ODDIE	S	9			
	LILLIE	D	6			
	CLAUDE	S	4			
	FLOYD	S	2			

FORM 10-636A
1910 CENSUS INDEX - INDIVIDUAL

U.S. DEPARTMENT OF COMMERCE
BUREAU OF THE CENSUS

16-300		HEAD OF FAMILY		TEXAS	
COLOR	W	AGE	32	BIRTHPLACE	William Oscar
COUNTY	W			E.D.	9
				CITY	Henderson
				VOL.	149
				SHEET 74	
OTHER MEMBERS OF FAMILY					
NAME		RELATIONSHIP	AGE	BIRTHPLACE	
Minnie		W	29	Miss	
Lester		S	12		
E - Bo					

FORM 10 636
 1910 CENSUS INDEX - FAMILY

U. S. DEPARTMENT OF COMMERCE
 BUREAU OF THE CENSUS

TEXAS

U 500	HEAD OF FAMILY Wood William D		E.O. 215	SHEET 55
COLOR W	AGE 24	BIRTHPLACE		VOL. 136
COUNTY Runnels		CITY		
OTHER MEMBERS OF FAMILY				
NAME		RELATIONSHIP	AGE	BIRTHPLACE
E. Wood		W	28	

FORM 10 836
1910 CENSUS INDEX - FAMILY

U. S. DEPARTMENT OF COMMERCE
BUREAU OF THE CENSUS

TEXAS

6200	NAME OF INDIVIDUAL <i>White William O.</i>		E.O. <i>112</i>	SHEET <i>87</i>
COLOR <i>W</i>	AGE <i>73</i>	BIRTHPLACE <i>Ill.</i>	VOL. <i>50</i>	
COUNTY <i>FORD</i>		CITY		
ENUMERATED WITH <i>White James O.</i>				
RELATIONSHIP TO ABOVE				
<input type="checkbox"/> SON	<input type="checkbox"/> NEPHEW	<input type="checkbox"/> STEPSON		
<input type="checkbox"/> DAUGHTER	<input type="checkbox"/> NIECE	<input type="checkbox"/> STEPDAUGHTER		
<input type="checkbox"/> BROTHER	<input type="checkbox"/> FATHER-IN-LAW	<input type="checkbox"/> COUSIN		
<input type="checkbox"/> SISTER	<input type="checkbox"/> MOTHER-IN-LAW	<input type="checkbox"/> NINESEMAN		
<input checked="" type="checkbox"/> FATHER	<input type="checkbox"/> SON-IN-LAW	<input type="checkbox"/> WORKER		
<input type="checkbox"/> MOTHER	<input type="checkbox"/> DAUGHTER-IN-LAW	<input type="checkbox"/> SERVANT		
<input type="checkbox"/> GRANDSON	<input type="checkbox"/> BROTHER-IN-LAW	<input type="checkbox"/> OTHER (Specify)		
<input type="checkbox"/> GRANDDAUGHTER	<input type="checkbox"/> SISTER-IN-LAW			
<input type="checkbox"/> GRANDCHILD	<input type="checkbox"/> ORPHAN			

FORM 10 637

1910 CENSUS INDEX - INDIVIDUAL

U S DEPARTMENT OF COMMERCE
BUREAU OF THE CENSUS

TEXAS

11 300	HEAD OF FAMILY Wood William G.		E.D. 241	SHEET 46
COLOR W	AGE 62	BIRTHPLACE Tno	VOL. 12C	
COUNTY Shackelford		CITY		
OTHER MEMBERS OF FAMILY				
NAME		RELATIONSHIP	AGE	BIRTHPLACE
Priscilla		W	44	
Marion G.		S	23	
Walter K.		S	14	
Lulbert L.		S	11	
Charles B.		S	7	
Lizzie M.		D	3	

FORM 10-636

1910 CENSUS INDEX - FAMILY

U.S. DEPARTMENT OF COMMERCE
BUREAU OF THE CENSUS

TEXAS

W360		NAME OF INDIVIDUAL White William O		E.O. 33	SHEET 47a
COLOR W	AGE 17	BIRTHPLACE		VOL. 42	
COUNTY		Fannin		CITY	
ENUMERATED WITH Smith Andrew F					
RELATIONSHIP TO ABOVE					
<input type="checkbox"/> SON	<input type="checkbox"/> NEPHEW	<input checked="" type="checkbox"/> STEPSON			
<input type="checkbox"/> DAUGHTER	<input type="checkbox"/> NIECE	<input type="checkbox"/> STEPDAUGHTER			
<input type="checkbox"/> BROTHER	<input type="checkbox"/> FATHER-IN-LAW	<input type="checkbox"/> COUSIN			
<input type="checkbox"/> SISTER	<input type="checkbox"/> MOTHER-IN-LAW	<input type="checkbox"/> HIRED MAN			
<input type="checkbox"/> FATHER	<input type="checkbox"/> SON-IN-LAW	<input type="checkbox"/> ROOMER			
<input type="checkbox"/> MOTHER	<input type="checkbox"/> DAUGHTER-IN-LAW	<input type="checkbox"/> SERVANT			
<input type="checkbox"/> GRANDSON	<input type="checkbox"/> BROTHER-IN-LAW	<input type="checkbox"/> OTHER (Specify)			
<input type="checkbox"/> GRANDDAUGHTER	<input type="checkbox"/> SISTER-IN-LAW				
<input type="checkbox"/> GRANDCHILD	<input type="checkbox"/> ORPHAN				

FORM 10 637

1910 CENSUS INDEX - INDIVIDUAL

U. S. DEPARTMENT OF COMMERCE
BUREAU OF THE CENSUS

TEXAS

W 300	HEAD OF FAMILY		Wood William C.		E.D.	SHEET
COLOR	W	AGE	BIRTHPLACE	43	105	
COUNTY	-	35	Ark.	VOL.	41	
	Eastland		CITY			
OTHER MEMBERS OF FAMILY						
	NAME	RELATIONSHIP	AGE	BIRTHPLACE		
	Lillie M	W	33			
	Samuel E.	S	4			
	McLain M	S	2			
	Luther L	S	8/12			

FORM 10 688
 - 1910 CENSUS INDEX - FAMILY

U.S. DEPARTMENT OF COMMERCE
 BUREAU OF THE CENSUS

TEXAS

10300	HEAD OF FAMILY Wood William O.		E.D. 2	SHEET 440
COLOR W	AGE 32	BIRTHPLACE		VOL. 57
COUNTY	Gregg		CITY Longview	
OTHER MEMBERS OF FAMILY				
NAME		RELATIONSHIP	AGE	BIRTHPLACE
Joe		W	24	
William O.		S	8/12	

FORM 10-636
1910 CENSUS INDEX - FAMILY

U.S. DEPARTMENT OF COMMERCE
BUREAU OF THE CENSUS

TEXAS

HEAD OF FAMILY		E.D.		SHEET	
Wood William 71		259		138	
COLOR	AGE	BIRTHPLACE		VOL.	
W	59			148	
COUNTY	WISO		CITY		
OTHER MEMBERS OF FAMILY					
NAME		RELATIONSHIP	AGE	BIRTHPLACE	
Alice		4	36		
Bertha		5	16		
Mabel		15	10		
Hester		3	8		
Lillian		3	7		
Margaret		5	5		

FORM 10 636

1910 CENSUS INDEX - FAMILY

U S DEPARTMENT OF COMMERCE
BUREAU OF THE CENSUS

TEXAS

HEAD OF FAMILY		W. C. WILKINSON 71		S. O.	SHEET
COLOR	AGE	BIRTHPLACE	VOL.		
W	55	W. C.	148		
COUNTY	WISB		CITY		
OTHER MEMBERS OF FAMILY					
NAME		RELATIONSHIP	AGE	BIRTHPLACE	
W. C. WILKINSON 71		W	22		
J. W. WILKINSON		S	2		
Charles L.		S	3/2		

FORM 10 636
1910 CENSUS INDEX - FAMILY

U. S. DEPARTMENT OF COMMERCE
BUREAU OF THE CENSUS

TEXAS

W300	HEAD OF FAMILY		White - William M		E.D.	SHEET
					22	3
COLOR	AGE	BIRTHPLACE		VOL.		
W	61	Car		24		
COUNTY	Coke			CITY		
				Brent		
OTHER MEMBERS OF FAMILY						
NAME		RELATIONSHIP	AGE	BIRTHPLACE		
Rebecca I		W	68	Ala		

FORM 10 636

1910 CENSUS INDEX - FAMILY

U. S. DEPARTMENT OF COMMERCE
BUREAU OF THE CENSUS

TEXAS

10. 10		HEAD OF FAMILY		SEX		SUFF.		
11		AGE	BIRTHPLACE		SEX		SUFF.	
COUNTY		McLennan		CITY				
OTHER MEMBERS OF FAMILY								
NAME		RELATION		AGE	BIRTHPLACE			
		SUFF.						

FORM 10 636
 1910 CENSUS INDEX - FAMILY

U S DEPARTMENT OF COMMERCE
 BUREAU OF THE CENSUS

TEXAS

10307		HEAD OF FAMILY		E.D.		SHEET	
COLOR		AGE		BIRTHPLACE		158172	
W		31		H. York, William N.		VOL. 75	
COUNTY				CITY			
Hill							
OTHER MEMBERS OF FAMILY							
NAME		RELATIONSHIP	AGE	BIRTHPLACE			
Ollie		W	30	Ala			
Maggie		D	2				
William		S	9/12				

FORM 10 636 -
1910 CENSUS INDEX - FAMILY

U S DEPARTMENT OF COMMERCE
BUREAU OF THE CENSUS

TEXAS

W 300	HEAD OF FAMILY		Wheat William N	E.O.	SHEET
COLOR	AGE	BIRTHPLACE		102	14
W	37	La.		VOL.	17
COUNTY	DROWN		CITY		
OTHER MEMBERS OF FAMILY					
	NAME	RELATIONSHIP	AGE	BIRTHPLACE	
2	Wheat Mamma L	W	35		
	Willie W	S	14		
	Clara M	D	12		
	Leota	D	10		
	Rhonda	D	9		
	Lionard	S	7		
	Jimmie	S	4		

FORM 10-636A

1910 CENSUS INDEX - INDIVIDUAL

U.S. DEPARTMENT OF COMMERCE
BUREAU OF THE CENSUS

TEXAS

W3W		HEAD OF FAMILY		White William M.		E.D.	SHEET
COLOR	AGE	BIRTHPLACE				104	113
W	43					VOL.	140
COUNTY		Van Zandt		CITY			
OTHER MEMBERS OF FAMILY							
NAME		RELATIONSHIP	AGE	BIRTHPLACE			
Jocise A.		W	39				
Tillie L.		D	17				
Sabra E.		D	15				
Andrew N.		S	12				
Bida B.		S	10				
Pondie J.		D	7				
Una F.		D	4				

FORM 10-636A
1910 CENSUS INDEX - FAMILY

U.S. DEPARTMENT OF COMMERCE
BUREAU OF THE CENSUS

TEXAS

W30C		HEAD OF FAMILY White William H.		E.D. 30	SHEET 193
COLOR W	AGE 32	BIRTHPLACE		VOL. 49	
COUNTY Erath			CITY Thurber		
OTHER MEMBERS OF FAMILY					
NAME		RELATION- SHIP	AGE	BIRTHPLACE	
Ella		W	34		
Lorenna		D	11		
Bessie		D	9		
Harvey H		S	7		

FORM 10 638

1910 CENSUS INDEX - FAMILY

U. S. DEPARTMENT OF COMMERCE
BUREAU OF THE CENSUS

TEXAS

U-302	HEAD OF FAMILY		C. W. Williams 21		E.D.	SHEET
COLOR	AGE	BIRTHPLACE		VOL.		
W	36			88		
COUNTY	Kent			CITY		
OTHER MEMBERS OF FAMILY						
NAME		RELATIONSHIP	AGE	BIRTHPLACE		
J. Williams		4	54			
E. Williams		5	36			
H. Williams		5	26			
J. Williams		17	11			
- 41 B.D.						

FORM 10 636
1910 CENSUS INDEX - FAMILYU. S. DEPARTMENT OF COMMERCE
BUREAU OF THE CENSUS

TEXAS

W300	NAME OF INDIVIDUAL Wade Williams M.		E.D. 33	SHEET 266
COLOR W	AGE 61	BIRTHPLACE Ala.	VOL. 94	
COUNTY Limestone		CITY Dreselbeck		
ENUMERATED WITH Wilson Liddings H.				
RELATIONSHIP TO ABOVE				
<input type="checkbox"/> SON	<input type="checkbox"/> NEPHEW	<input type="checkbox"/> STEPSON		
<input type="checkbox"/> DAUGHTER	<input type="checkbox"/> NIECE	<input type="checkbox"/> STEPDAUGHTER		
<input type="checkbox"/> BROTHER	<input type="checkbox"/> FATHER-IN-LAW	<input type="checkbox"/> COUSIN		
<input type="checkbox"/> SISTER	<input type="checkbox"/> MOTHER-IN-LAW	<input type="checkbox"/> MARRIED MAN		
<input type="checkbox"/> FATHER	<input type="checkbox"/> SON-IN-LAW	<input checked="" type="checkbox"/> ROOMER		
<input type="checkbox"/> MOTHER	<input type="checkbox"/> DAUGHTER-IN-LAW	<input type="checkbox"/> SERVANT		
<input type="checkbox"/> GRANDSON	<input type="checkbox"/> BROTHER-IN-LAW	<input type="checkbox"/> OTHER (Specify)		
<input type="checkbox"/> GRANDDAUGHTER	<input type="checkbox"/> SISTER-IN-LAW			
<input type="checkbox"/> GRANDCHILD	<input type="checkbox"/> ORPHAN			

FORM 10-637
1910 CENSUS INDEX - INDIVIDUAL

U. S. DEPARTMENT OF COMMERCE
BUREAU OF THE CENSUS

TEXAS

W 300	HEAD OF FAMILY W. D. Williams		E.D. 47	SHEET 403
COLOR W	AGE 55	BIRTHPLACE Tenn	VOL. 94	
COUNTY Limestone	CITY Coolidge			
OTHER MEMBERS OF FAMILY				
	NAME	RELATIONSHIP	AGE	BIRTHPLACE
	Orna J	W	46	Tenn
	John H	S	27	
	Norie W	S	23	
	Jessie	S	21	
	D. Adley	S	15	

FORM 10 636
1910 CENSUS INDEX - FAMILY

U.S. DEPARTMENT OF COMMERCE
BUREAU OF THE CENSUS

TEXAS

W 300	HEAD OF FAMILY		White William M		E.D.	SHEET
COLOR	AGE	BIRTHPLACE		VOL.		
W	47	Mo		105		179 33
COUNTY			CITY			
Montague						
OTHER MEMBERS OF FAMILY						
NAME		RELATIONSHIP	AGE	BIRTHPLACE		
Alice		W	34			

FORM 10-636

1910 CENSUS INDEX - FAMILY

U S DEPARTMENT OF COMMERCE
BUREAU OF THE CENSUS

TEXAS

W300	HEAD OF FAMILY		Wood - William M		E.D.	SHEET
COLOR	W	AGE	73	BIRTHPLACE	110	226
COUNTY	MORRIS		CITY		Ala	VOL. 106
OTHER MEMBERS OF FAMILY						
	NAME	RELATIONSHIP	AGE	BIRTHPLACE		
1	Alford C	S	32	Ala		
	Morris	AS	20			

FORM 10 638

1910 CENSUS INDEX - FAMILY

U. S. DEPARTMENT OF COMMERCE
BUREAU OF THE CENSUS

TEXAS

10 50+	HEAD OF FAMILY		E.O.	SHEET
	White	William M	21	348
COLOR	AGE	BIRTHPLACE	VOL.	
W	39		115	
COUNTY	CITY			
Parker	Weatherford			
OTHER MEMBERS OF FAMILY				
NAME		RELATIONSHIP	AGE	BIRTHPLACE
Kellie E		W	30	
Lillian May		Daughter	9	

FORM 10-636

1970 CENSUS INDEX - FAMILY

U. S. DEPARTMENT OF COMMERCE
BUREAU OF THE CENSUS

TEXAS

71300		HEAD OF FAMILY		White - William M		E.P.	SHEET
COLOR	AA	AGE	BIRTHPLACE			VOL.	50
COUNTY	Tarrant			CITY			Worth
OTHER MEMBERS OF FAMILY							
NAME		RELATIONSHIP	AGE	BIRTHPLACE			
J. J. [unclear]		[unclear]	[unclear]	[unclear]			
[unclear]		[unclear]	[unclear]	[unclear]			
[unclear]		[unclear]	[unclear]	[unclear]			
[unclear]		[unclear]	[unclear]	[unclear]			
[unclear]		[unclear]	[unclear]	[unclear]			
[unclear]		[unclear]	[unclear]	[unclear]			
[unclear]		[unclear]	[unclear]	[unclear]			
[unclear]		[unclear]	[unclear]	[unclear]			

FORM 10 636
1910 CENSUS INDEX - FAMILY

U. S. DEPARTMENT OF COMMERCE
BUREAU OF THE CENSUS

TEXAS

6300	HEAD OF FAMILY		E.D.	SHEET
	3		19	1
COLOR	AGE	BIRTHPLACE	VOL.	
W	40	Ir. Co.	21	
COUNTY	Carson		CITY	
OTHER MEMBERS OF FAMILY				
NAME		RELATIONSHIP	AGE	BIRTHPLACE
Margaret		W	26	Ir. Co.

FORM 10 636

- 1910 CENSUS INDEX - FAMILY

U. S. DEPARTMENT OF COMMERCE
BUREAU OF THE CENSUS

60300

TEXAS

E - HEAD OF FAMILY <i>White William M</i>		E.O.	SHEET
COLOR <i>W</i> AGE <i>31</i> BIRTHPLACE		95	156
COUNTY		VOL.	52
CITY			
OTHER MEMBERS OF FAMILY			
NAME	RELATIONSHIP	AGE	BIRTHPLACE
<i>Mattie</i>	<i>W</i>	<i>43</i>	
<i>Mabel</i>	<i>D</i>	<i>21</i>	
<i>Willie</i>	<i>D</i>	<i>4</i>	
<i>Clara</i>	<i>D</i>	<i>17</i>	
<i>9-1 N.H.</i>			

FORM 10-636
1910 CENSUS INDEX - FAMILY

U.S. DEPARTMENT OF COMMERCE
BUREAU OF THE CENSUS

TEXAS

(1) 25	HEAD OF FAMILY <i>White - William M</i>		E.D. <i>A</i>	SHEET <i>24</i>
COLOR <i>W</i>	AGE <i>53</i>	BIRTHPLACE <i>Tenn</i>	VOL. <i>29</i>	
COUNTY <i>Comanche</i>		CITY		
OTHER MEMBERS OF FAMILY				
	NAME	RELATIONSHIP	AGE	BIRTHPLACE
-	<i>John</i>	<i>W</i>	<i>39</i>	<i>Tenn</i>
	<i>Samuel</i>	<i>S</i>	<i>14</i>	
-	<i>Margery D.</i>	<i>S</i>	<i>8</i>	
	<i>Tad</i>	<i>S</i>	<i>6</i>	

FORM 10-636
1910 CENSUS INDEX - FAMILY

U.S. DEPARTMENT OF COMMERCE
BUREAU OF THE CENSUS

TEXAS

10300		HEAD OF FAMILY		E.O.	SHEET
COLOR	AGE	BIRTHPLACE		VOL.	
	30			18	
COUNTY	Burnet		CITY	Marble Falls	
OTHER MEMBERS OF FAMILY					
NAME		RELATIONSHIP	AGE	BIRTHPLACE	
L. Walter Brien		W	33		
Katherine Mary W.C.		MF	69	Fla.	

FORM 10 636

1910 CENSUS INDEX - FAMILY

U.S. DEPARTMENT OF COMMERCE
BUREAU OF THE CENSUS

TEXAS

W 300	NAME OF INDIVIDUAL <i>White William M</i>		E.D. 39	SHEET 8
COLOR <i>W</i>	AGE 53	BIRTHPLACE <i>Ill</i>	VOL. 9	
COUNTY Bexar		CITY San Antonio		
ENUMERATED WITH <i>Chaffin Mary L</i>				
RELATIONSHIP TO ABOVE				
<input type="checkbox"/> SON	<input type="checkbox"/> NEPHEW	<input type="checkbox"/> STEPSON		
<input type="checkbox"/> DAUGHTER	<input type="checkbox"/> NIECE	<input type="checkbox"/> STEPDAUGHTER		
<input type="checkbox"/> BROTHER	<input type="checkbox"/> FATHER-IN-LAW	<input type="checkbox"/> COUSIN		
<input type="checkbox"/> SISTER	<input type="checkbox"/> MOTHER-IN-LAW	<input type="checkbox"/> HIRED MAN		
<input type="checkbox"/> FATHER	<input type="checkbox"/> SON-IN-LAW	<input checked="" type="checkbox"/> ROOMER		
<input type="checkbox"/> MOTHER	<input type="checkbox"/> DAUGHTER-IN-LAW	<input type="checkbox"/> SERVANT		
<input type="checkbox"/> GRANDSON	<input type="checkbox"/> BROTHER-IN-LAW	<input type="checkbox"/> OTHER (Specify)		
<input type="checkbox"/> GRANDDAUGHTER	<input type="checkbox"/> SISTER-IN-LAW			
<input type="checkbox"/> GRANDNIECE	<input type="checkbox"/> ORPHAN			

FORM 117037
1910 CENSUS INDEX - INDIVIDUAL

U S DEPARTMENT OF COMMERCE
BUREAU OF THE CENSUS

TEXAS

HEAD OF FAMILY		S. D.		SHEET
11		31		36
COLOR	AGE	BIRTHPLACE	VOL.	
11	40		11	
COUNTY	CITY			
Bexar	San Antonio			
OTHER MEMBERS OF FAMILY				
NAME		RELATIONSHIP	AGE	BIRTHPLACE
Thomas C		11	34	Ind
Elizabeth		5	9	
Mary		12	4	

FORM 10 636

1910 CENSUS INDEX - FAMILY

U. S. DEPARTMENT OF COMMERCE
BUREAU OF THE CENSUS

TEXAS

HEAD OF FAMILY		E. D.		SHEET	
COLOR	AGE	BIRTHPLACE		VOL.	
COUNTY		CITY		Fort Worth	
OTHER MEMBERS OF FAMILY					
NAME		RELATION	AGE	BIRTHPLACE	
		BIRTH			

1910 CENSUS INDEX FAMILY

U. S. DEPARTMENT OF COMMERCE
BUREAU OF THE CENSUS

TEXAS

10300	HEAD OF FAMILY - Wood William M		S.D. 11	SHEET 95
COLOR W	AGE 67	BIRTHPLACE Haskell	VOL. 72	
COUNTY	Haskell		CITY	
OTHER MEMBERS OF FAMILY				
NAME		RELATION- SHIP	AGE	BIRTHPLACE
Judson H		W	72	Miss

FORM 10 836
1910 CENSUS INDEX - FAMILY

U'S DEPARTMENT OF COMMERCE
BUREAU OF THE CENSUS

TEXAS

6300		HEAD OF FAMILY		Wyatt William M		E.D.	SHEET
COLOR	W	AGE	64	BIRTHPLACE		103	14A
COUNTY				Gaines	CITY	VOL.	5A
OTHER MEMBERS OF FAMILY							
NAME		RELATIONSHIP	AGE	BIRTHPLACE			
Chessie		W	34				
Mathews Della		SD	46				
Rains Mervy		SD	12				
May		SD	9				
Dorressa		SD	7				
Benjamin		SS	5				
Wyatt William		S	12				

FORM 10 636

1910 CENSUS INDEX - FAMILY

U. S. DEPARTMENT OF COMMERCE
BUREAU OF THE CENSUS

TEXAS

61300		HEAD OF FAMILY		Wood William M		E.D.	SHEET
w		AGE	BIRTHPLACE	Deno		VOL.	136
47		Travis		CITY			
OTHER MEMBERS OF FAMILY							
NAME		RELATIONSHIP		AGE	BIRTHPLACE		
Martha		W		49	Deno		
Robert		S		18			
Erin		S		14			
Edna		D		11			
William		D		6			
James		F		78	Deno		
Martha E.		D		73	1		

TEXAS

71300		HEAD OF FAMILY		White William M		E.D.	SHEET
COLOR	AGE	BIRTHPLACE				318	246
60	50	Mo				VOL.	147
COUNTY			Wheeler		CITY		
OTHER MEMBERS OF FAMILY							
NAME				RELATIONSHIP	AGE	BIRTHPLACE	
Mary L.				W	47	Mo	
William V.				H	8	/	
Henrietta				D	4	/	
Wheeler, William M				ad	20	Ark	
William M				S	12	/	

FORM 10 636
1910 CENSUS INDEX - FAMILY

U.S. DEPARTMENT OF COMMERCE
BUREAU OF THE CENSUS

TEXAS

W 300	HEAD OF FAMILY		White William M.	95	SHEET 175
COLOR W	AGE 55	BIRTHPLACE Tenn		VOL. - 109	
COUNTY 4	Nacogdoches		CITY	Nacogdoches	
OTHER MEMBERS OF FAMILY					
NAME		RELATIONSHIP	AGE	BIRTHPLACE	
Elizabeth H		W	50	Miss	
Robert H		S	27	Ga	
Bradford W		S	17		
Julia E		C	13		

FORM 10-836
 1910 CENSUS INDEX - FAMILY

U. S. DEPARTMENT OF COMMERCE
 BUREAU OF THE CENSUS

TEXAS

W300	HEAD OF FAMILY White, William M.		E.D. 10	SHEET 3
COLOR W	AGE 45	BIRTHPLACE Ala	VOL. 16	
COUNTY --		Callahan	CITY	
OTHER MEMBERS OF FAMILY				
NAME		RELATIONSHIP	AGE	BIRTHPLACE
Eula P.		W	35	
Clyde W.		S	14	
Wida		W	13	
Dora		D	8	
Thelma		D	6	
Wilda B.		S	3	

FORM 10-636
1910 CENSUS INDEX - FAMILY

U.S. DEPARTMENT OF COMMERCE
BUREAU OF THE CENSUS

TEXAS

W 300	HEAD OF FAMILY		White William M.	E.D.	SHEET
COLOR	AGE	BIRTHPLACE		83	283
W	55	Mo.		VOL.	66
COUNTY			CITY		
Harris			Houston		
OTHER MEMBERS OF FAMILY					
NAME		RELATIONSHIP	AGE	BIRTHPLACE	
+ 1 Bo.					

FORM 10 636
1910 CENSUS INDEX - FAMILY

U. S. DEPARTMENT OF COMMERCE
BUREAU OF THE CENSUS

TEXAS

W 300	HEAD OF FAMILY White, William M		E.O. 4	SHEET 2
COLOR W	AGE 54	BIRTHPLACE Calif	VOL. 14	
COUNTY Bosque		CITY		
OTHER MEMBERS OF FAMILY				
NAME		RELATIONSHIP	AGE	BIRTHPLACE
1 Martha A		OW	56	Calif.

FORM 10 636
1910 CENSUS INDEX - FAMILY-

U. S. DEPARTMENT OF COMMERCE
BUREAU OF THE CENSUS

TEXAS

14300	HEAD OF FAMILY Wood William M		E.D. 16	SHEET 13
COLOR W	AGE 42	BIRTHPLACE		VOL. 8
COUNTY	BRISCOB		CITY	
OTHER MEMBERS OF FAMILY				
	NAME	RELATIONSHIP	AGE	BIRTHPLACE
Wood	Jodie L.	W	40	
	Leese L.	S	22	
	James R.	S	20	
	Willie J.	D	18	
	Floyd	S	16	
	Eula	D	14	
	Nannie	D	13	

FORM 10 636A

1910 CENSUS INDEX - INDIVIDUAL

U. S. DEPARTMENT OF COMMERCE
BUREAU OF THE CENSUS

TEXAS

W300	HEAD OF FAMILY Witt, William M		E.D. 41	SHEET 25
COLOR W	AGE 47	BIRTHPLACE Minn	VOL. 136	
COUNTY Travis	CITY			
OTHER MEMBERS OF FAMILY				
	NAME	RELATIONSHIP	AGE	BIRTHPLACE
	Ellen E	W	38	
	Isabella	D	17	
	Ethel	D	15	
	Don M	S	13	
	Emma	D	10	
	Eva E	D	6	
	Malroy	S	4	

FORM 10-636A
1910 CENSUS INDEX - INDIVIDUAL

U.S. DEPARTMENT OF COMMERCE
BUREAU OF THE CENSUS

TEXAS

10300	HEAD OF FAMILY Wood Wm M.		E.O. 89	SHEET 71
COLOR W	AGE 45	BIRTHPLACE Ark	VOL. 40	
COUNTY	Denton		CITY	
OTHER MEMBERS OF FAMILY				
NAME		RELATIONSHIP	AGE	BIRTHPLACE
Martha J		W	43	Ala
George R		S	20	
Minnie E		D	12	
James F		S	17	
Luther H		S	15	
Minnie B		D	14	
Linnie L		D	5	

FORM 10-636A
1910 CENSUS INDEX - INDIVIDUAL

U.S. DEPARTMENT OF COMMERCE
BUREAU OF THE CENSUS

TEXAS

11300		HEAD OF FAMILY		White William M		E.O.	SHEET
COLOR	W	AGE	62	BIRTHPLACE		95	52
COUNTY	Denton			CITY	M	VOL.	40
OTHER MEMBERS OF FAMILY							
	NAME	RELATIONSHIP	AGE	BIRTHPLACE			
1	Mary A	W	79	Ill			

FORM 10,636

1910 CENSUS INDEX - FAMILY

U. S. DEPARTMENT OF COMMERCE
BUREAU OF THE CENSUS

TEXAS

2100	HEAD OF FAMILY		E.O.	SHEET
	White William M.		11	27
COLOR	AGE	BIRTHPLACE	VOL.	
M	35	Illinois	7	
COUNTY	Bell		CITY	
OTHER MEMBERS OF FAMILY				
NAME		RELATIONSHIP	AGE	BIRTHPLACE
Mary W.		W.	27	Illinois
John W.		H.	11	Illinois
Elizabeth		D.	9	Illinois
Thomas J.		S.	4	Illinois
William A.		H.	2	
Henry C.		S.	27	Illinois
and 1 boy				

FORM 10 836
1910 CENSUS INDEX - FAMILY

U. S. DEPARTMENT OF COMMERCE
BUREAU OF THE CENSUS

TEXAS

W 300		HEAD OF FAMILY		Zcheit William m		E.D.	SHEET
COLOR	W	AGE	63	BIRTHPLACE	mas	100	108
COUNTY	Gonzales			CITY		VOL.	59
OTHER MEMBERS OF FAMILY							
NAME		RELATIONSHIP	AGE	BIRTHPLACE			
Maggie		W	53				
Mary J		D	16				
Maggie J		D	14				
Pearl W		D	12				
Leas Mary C		SIL	64				

FORM 10 636

1910 CENSUS INDEX - FAMILY

U.S. DEPARTMENT OF COMMERCE
BUREAU OF THE CENSUS

TEXAS

10300	HEAD OF FAMILY		E. D.	SHEET
	White, Wm. M.		144	83
COLOR	AGE	BIRTHPLACE	VOL.	
W	74	Pa. Pa.	56	
COUNTY	CITY			
WASCO	-			
OTHER MEMBERS OF FAMILY				
NAME		RELATIONSHIP	AGE	BIRTHPLACE
1 Broder H. W.		W	73	Pa. Pa.

FORM 10 636
1910 CENSUS INDEX - FAMILY

U S DEPARTMENT OF COMMERCE
BUREAU OF THE CENSUS

61300		HEAD OF FAMILY		TEXAS	
COLOR	W	AGE	23	BIRTHPLACE	Hood Wilkomet.
COUNTY	Hunt			E.D.	131
				CITY	
				VOL.	80
OTHER MEMBERS OF FAMILY					
NAME	RELATIONSHIP	AGE	BIRTHPLACE		
	W	18	Hood		

FORM 10 036
 1910 CENSUS INDEX - FAMILY

U S DEPARTMENT OF COMMERCE
 BUREAU OF THE CENSUS

TEXAS

HEAD OF FAMILY		E.O.	SHEET
COLOR	AGE	BIRTHPLACE	VOL.
COUNTY Montague		CITY	
OTHER MEMBERS OF FAMILY			
NAME	RELATIONSHIP	AGE	BIRTHPLACE

FORM 10 636
1910 CENSUS INDEX - FAMILY

U.S. DEPARTMENT OF COMMERCE
BUREAU OF THE CENSUS

TEXAS

10300	HEAD OF FAMILY		E.D.	SHEET
COLOR	AGE	BIRTHPLACE	VOL.	
Montague	CITY		35	
OTHER MEMBERS OF FAMILY				
NAME	RELATIONSHIP	AGE	BIRTHPLACE	
Wm. H.	
...	
...	
...	
...	
...	
...	
...	

FORM 10-536
1910 CENSUS INDEX - FAMILY

U S DEPARTMENT OF COMMERCE
BUREAU OF THE CENSUS

TEXAS

W.300	HEAD OF FAMILY White, Wm L		E.O. 22	SHEET 13
COLOR W	AGE 43	BIRTHPLACE Miss.	VOL. 1	
COUNTY Anderson	CITY			
OTHER MEMBERS OF FAMILY				
NAME		RELATIONSHIP	AGE	BIRTHPLACE
John		W	34	
John L		S	15	
Mary C		D	11	

FORM 11 230

1910 CENSUS INDEX - FAMILY

U S DEPARTMENT OF COMMERCE
BUREAU OF THE CENSUS

TEXAS

HEAD OF FAMILY <i>Walter Thomas</i>			S. O. <i>139</i>	SHEET <i>170</i>
COLOR <i>W</i>	AGE <i>...</i>	BIRTHPLACE <i>...</i>	VOL. <i>135</i>	
COUNTY <i>Titus</i>			CITY	
OTHER MEMBERS OF FAMILY				
	NAME	RELATIONSHIP	AGE	BIRTHPLACE
	<i>Alvin</i>	<i>W</i>	<i>27</i>	
	<i>Louise</i>	<i>S</i>	<i>8</i>	
	<i>John</i>	<i>S</i>	<i>6</i>	
	<i>Helen</i>	<i>D</i>	<i>3</i>	
	<i>Alvin</i>	<i>D</i>	<i>1 3/5</i>	

FORM 10-636
1910 CENSUS INDEX - FAMILY.

U. S. DEPARTMENT OF COMMERCE
BUREAU OF THE CENSUS

TEXAS

W300		NAME OF INDIVIDUAL Wood William L		E.D. 4	SHEET 5
COLOR W	AGE 33	BIRTHPLACE N Y		VOL. 15	
COUNTY BOWIE		CITY Seaboard			
ENUMERATED WITH Godbold Earle W					
RELATIONSHIP TO ABOVE					
<input type="checkbox"/> SON	<input type="checkbox"/> NEPHEW	<input type="checkbox"/> STEPSON			
<input type="checkbox"/> DAUGHTER	<input type="checkbox"/> NIECE	<input type="checkbox"/> STEPDAUGHTER			
<input type="checkbox"/> BROTHER	<input type="checkbox"/> FATHER-IN-LAW	<input type="checkbox"/> COUSIN			
<input type="checkbox"/> SISTER	<input type="checkbox"/> MOTHER-IN-LAW	<input type="checkbox"/> HIRED MAN			
<input type="checkbox"/> FATHER	<input type="checkbox"/> SON-IN-LAW	<input type="checkbox"/> ROOMER			
<input type="checkbox"/> MOTHER	<input type="checkbox"/> DAUGHTER-IN-LAW	<input type="checkbox"/> SERVANT			
<input type="checkbox"/> GRANDSON	<input type="checkbox"/> BROTHER-IN-LAW	<input type="checkbox"/> OTHER (Specify)			
<input type="checkbox"/> GRANDDAUGHTER	<input type="checkbox"/> SISTER-IN-LAW				
<input type="checkbox"/> GRANDCHILD	<input type="checkbox"/> ORPHAN				

FORM 10 937
1910 CENSUS INDEX - INDIVIDUAL

U. S. DEPARTMENT OF COMMERCE
BUREAU OF THE CENSUS

10310

HEAD OF FAMILY *White William L* TEXAS

COLOR *W* AGE *53* BIRTHPLACE *ala* SEX *M* SHEET *55*

COUNTY *Liberty* CITY *W*

OTHER MEMBERS OF FAMILY

NAME	RELATIONSHIP	AGE	BIRTHPLACE
<i>Easter E</i>	<i>W</i>	<i>46</i>	<i>ala</i>
<i>Mary E</i>	<i>D</i>	<i>22</i>	
<i>Robert S</i>	<i>S</i>	<i>20</i>	
<i>John A</i>	<i>S</i>	<i>18</i>	
<i>Wesley</i>	<i>B</i>	<i>16</i>	
<i>Julia</i>	<i>D</i>	<i>14</i>	
<i>Louis</i>	<i>B</i>	<i>11</i>	

FORM 10-636A
 1910 CENSUS INDEX - INDIVIDUAL

U.S. DEPARTMENT OF COMMERCE
 BUREAU OF THE CENSUS

TEXAS

1111		HEAD OF FAMILY		White	William L.	E.D.	SHEET
COLOR		AGE	BIRTHPLACE			VOL.	
W		49	Tenn			96	4
COUNTY		CITY					
Dallas							
OTHER MEMBERS OF FAMILY							
NAME		RELATIONSHIP	AGE	BIRTHPLACE			
Jessie		W	43	Ala			
Ray		S	18				
Fannie		D	16				
Carl		S	13				
Edgar		S	8				
Elberta		S	5				
Eliga		D	12				

FORM 10-636A

1910 CENSUS INDEX - INDIVIDUAL

U.S. DEPARTMENT OF COMMERCE
BUREAU OF THE CENSUS

TEXAS

6-300	NAME OF INDIVIDUAL Wood William L		E.D. 34	SHEET 72
COLOR W	AGE 23	BIRTHPLACE Tenn	VOL 33	
COUNTY -	Dallas	CITY Dallas		
ENUMERATED WITH Convey Ella B				
RELATIONSHIP TO ABOVE				
<input type="checkbox"/> SON	<input type="checkbox"/> NEPHEW	<input type="checkbox"/> STEPSON*		
<input type="checkbox"/> DAUGHTER	<input type="checkbox"/> NIECE	<input type="checkbox"/> STEPDAUGHTER		
<input type="checkbox"/> BROTHER	<input type="checkbox"/> FATHER-IN-LAW	<input type="checkbox"/> COUSIN		
<input type="checkbox"/> SISTER	<input type="checkbox"/> MOTHER-IN-LAW	<input type="checkbox"/> HIRED MAN		
<input type="checkbox"/> FATHER	<input checked="" type="checkbox"/> SON-IN-LAW	<input type="checkbox"/> ROOMER		
<input type="checkbox"/> MOTHER	<input type="checkbox"/> DAUGHTER-IN-LAW	<input type="checkbox"/> SERVANT		
<input type="checkbox"/> GRANDSON	<input type="checkbox"/> BROTHER-IN-LAW	<input type="checkbox"/> OTHER (Specify)		
<input type="checkbox"/> GRANDDAUGHTER	<input type="checkbox"/> SISTER-IN-LAW			
<input type="checkbox"/> GRANDCHILD	<input type="checkbox"/> ORPHAN			

FORM 10 637
1910 CENSUS INDEX - INDIVIDUAL

U S DEPARTMENT OF COMMERCE
BUREAU OF THE CENSUS

TEXAS

(White)		HEAD OF FAMILY		White William L		E.D.	SHEET
COLOR	W	AGE	26	BIRTHPLACE		132	17
COUNTY	Coleman			CITY		VOL.	25
OTHER MEMBERS OF FAMILY							
NAME		RELATION- SHIP	AGE	BIRTHPLACE			
L. J. ...							
M. ...							
L. ...							

FORM 10-036
1910 CENSUS INDEX - FAMILY

U S DEPARTMENT OF COMMERCE
BUREAU OF THE CENSUS

TEXAS

10	1	HEAD OF FAMILY		W. J. Clark	E. D.	SHEET
COLOR	W	AGE	BIRTHPLACE	W. J. Clark	VOL.	129
COUNTY	TARRANT			CITY Fort Worth		
OTHER MEMBERS OF FAMILY						
NAME		RELATIONSHIP	AGE	BIRTHPLACE		
Emily J		Wife	49	T.C.		
Eugene C		Son	21			
Thomas F		Son	18			
James A		Son	14			
Clark		Son	8			

FORM 10 638
1910-CENSUS INDEX - FAMILY

U.S. DEPARTMENT OF COMMERCE
BUREAU OF THE CENSUS

TEXAS

11300	HEAD OF FAMILY Wood Wm F		E.D. 576	SHEET 108
COLOR W	AGE 4	BIRTHPLACE	VOL. 42	
COUNTY Edwards	CITY			
OTHER MEMBERS OF FAMILY				
	NAME	RELATIONSHIP	AGE	BIRTHPLACE
	Anna W	W	20	
	James W	D	18	
	Joseph W	D	16	
	John W	S	7	
	Charles W	D	6	
	William W	D	1 1/2	

FORM 10 636
1910 CENSUS INDEX - FAMILY

U. S. DEPARTMENT OF COMMERCE
BUREAU OF THE CENSUS

TEXAS

W300	HEAD OF FAMILY		Wood Wm Z	E.O.	SHEET
COLOR	AGE	BIRTHPLACE		45-	571
W	33	England		VOL.	4
COUNTY	CITY				
OTHER MEMBERS OF FAMILY					
NAME		RELATIONSHIP	AGE	BIRTHPLACE	
Malara C		M	39	Ala	
Bertha M		W	30	Ala	
Morgan Anne B		S	28	Ala	
Faddie Z		N	8		

FORM 10 636

1910 CENSUS INDEX - FAMILY

U. S. DEPARTMENT OF COMMERCE
BUREAU OF THE CENSUS

TEXAS

W 500		HEAD OF FAMILY		E.D.	SHEET
White, William L.				150	84
COLOR	AGE	BIRTHPLACE		VOL.	
W	36			56	
COUNTY	Gillespie		CITY		
OTHER MEMBERS OF FAMILY					
	NAME	RELATIONSHIP	AGE	BIRTHPLACE	
	Samuel K.	W	29		
	Mary E.	D	6		
	Elbert L.	S	4		
	Bertha J.	D	1 1/2		

FORM 10-636

1910 CENSUS INDEX - FAMILY

U. S. DEPARTMENT OF COMMERCE
BUREAU OF THE CENSUS

TEXAS

W300		NAME OF INDIVIDUAL Woody William L		E.D. 193	SHEET 73
COLOR W	AGE 8	BIRTHPLACE Polk		VOL. 112	
COUNTY		CITY			
ENUMERATED WITH Morrison Samuel T.					
RELATIONSHIP TO ABOVE					
<input type="checkbox"/> SON	<input type="checkbox"/> NEPHEW	<input type="checkbox"/> STEPSON			
<input type="checkbox"/> DAUGHTER	<input type="checkbox"/> NIECE	<input type="checkbox"/> STEPDAUGHTER			
<input type="checkbox"/> BROTHER	<input type="checkbox"/> FATHER-IN-LAW	<input type="checkbox"/> COUSIN			
<input type="checkbox"/> SISTER	<input type="checkbox"/> MOTHER-IN-LAW	<input type="checkbox"/> HIRED MAN			
<input type="checkbox"/> FATHER	<input type="checkbox"/> SON-IN-LAW	<input type="checkbox"/> ROOMER			
<input type="checkbox"/> MOTHER	<input type="checkbox"/> DAUGHTER-IN-LAW	<input type="checkbox"/> SERVANT			
<input checked="" type="checkbox"/> GRANDSON	<input type="checkbox"/> BROTHER-IN-LAW	<input type="checkbox"/> OTHER (Specify)			
<input type="checkbox"/> GRANDDAUGHTER	<input type="checkbox"/> SISTER-IN-LAW				
<input type="checkbox"/> GRANDCHILD	<input type="checkbox"/> ORPHAN				

FORM 10-637
1910 CENSUS INDEX - INDIVIDUAL

U.S. DEPARTMENT OF COMMERCE
BUREAU OF THE CENSUS

TEXAS

U 300	NAME OF INDIVIDUAL <i>White, William L</i>		E.O. <i>182</i>	SHEET <i>27</i>
COLOR <i>W</i>	AGE <i>70</i>	BIRTHPLACE <i>Spain</i>	VOL. <i>113</i>	
COUNTY <i>Palo Pinto</i>		CITY		
ENUMERATED WITH <i>White, Rufus F E</i>				
RELATIONSHIP TO ABOVE				
<input type="checkbox"/> SON	<input type="checkbox"/> NEPHEW	<input type="checkbox"/> STEPSON		
<input type="checkbox"/> DAUGHTER	<input type="checkbox"/> NIECE	<input type="checkbox"/> STEPDAUGHTER		
<input type="checkbox"/> BROTHER	<input type="checkbox"/> FATHER-IN-LAW	<input type="checkbox"/> COUSIN		
<input type="checkbox"/> SISTER	<input type="checkbox"/> MOTHER-IN-LAW	<input type="checkbox"/> HIRED MAN		
<input checked="" type="checkbox"/> FATHER	<input type="checkbox"/> SON-IN-LAW	<input type="checkbox"/> ROOMER		
<input type="checkbox"/> MOTHER	<input type="checkbox"/> DAUGHTER-IN-LAW	<input type="checkbox"/> SERVANT		
<input type="checkbox"/> GRANDSON	<input type="checkbox"/> BROTHER-IN-LAW	<input type="checkbox"/> OTHER (<i>Spec. 7</i>)		
<input type="checkbox"/> GRANDDAUGHTER	<input type="checkbox"/> SISTER-IN-LAW			
<input type="checkbox"/> GRANDCHILD	<input type="checkbox"/> ORPHAN			

FORM 10-637
1910 CENSUS INDEX - INDIVIDUAL

U. S. DEPARTMENT OF COMMERCE
BUREAU OF THE CENSUS

TEXAS

11300		HEAD OF FAMILY Wm. L. Williams		E.D. 36	SHEET 2
COLOR W	AGE 42	BIRTHPLACE		VOL. 19	
COUNTY	Caldwell		CITY		
OTHER MEMBERS OF FAMILY					
NAME		RELATIONSHIP	AGE	BIRTHPLACE	
Mary U.		D	17		
Lena H.		D	15		
Calvin U.		S	11		
Fred F.		S	8		
Nest J.		S	6		
Largie		D	5		

FORM 10-636

1910 CENSUS INDEX - FAMILY

U.S. DEPARTMENT OF COMMERCE
BUREAU OF THE CENSUS

TEXAS

10300-	HEAD OF FAMILY		E.O.		SHEET
	Wade William L		28		20
COLOR	AGE	BIRTHPLACE	VOL.		
W	53	Ky	21		
COUNTY	Childress		CITY		
OTHER MEMBERS OF FAMILY					
NAME		RELATIONSHIP	AGE	BIRTHPLACE	
Nancy L		Wife	52	Mo	
Lillian L		S	14	Mo	
Lillian L		S	11		

FORM 10 636

1910 CENSUS INDEX - FAMILY

U S DEPARTMENT OF COMMERCE
BUREAU OF THE CENSUS

TEXAS

117352		HEAD OF FAMILY Wyatt William L			E.D. 39	SHEET 10
COLOR W	AGE 37	BIRTHPLACE Ill.			VOL. 31	
COUNTY Cook	CITY					
OTHER MEMBERS OF FAMILY						
NAME		RELATIONSHIP	AGE	BIRTHPLACE		
Hanna		W	29			
Hubert		C	8			
Robert		C	4			
O'Connell		S	3			
Paul		S	10/12			

FORM 10 636
1910 CENSUS INDEX - FAMILY

U. S. DEPARTMENT OF COMMERCE
BUREAU OF THE CENSUS

TEXAS

W 300	HEAD OF FAMILY White William L		E.D. 69	SHEET 88
COLOR W	AGE 36	BIRTHPLACE		VOL. 60
COUNTY Grayson		CITY Sherman		
OTHER MEMBERS OF FAMILY				
	NAME	RELATIONSHIP	AGE	BIRTHPLACE
	Adela B	W	25	
-	Roy S	S	6	
	Hardy F J	S	4	
	Claude C	B	35	
	I Bo			

FORM 10 636
1910 CENSUS INDEX - FAMILY

U.S. DEPARTMENT OF COMMERCE
BUREAU OF THE CENSUS

TEXAS

W. Sec.	HEAD OF FAMILY Wheat Wm L		E.D. 123	SHEET 178
COLOR W	AGE 50	BIRTHPLACE Mo	VOL. 64	
COUNTY Hall	CITY Memphis			
OTHER MEMBERS OF FAMILY				
NAME		RELATION- SHIP	AGE	BIRTHPLACE
Ella J		W	44	Ala
Frank M		D	19	
Robert L		S	15	
Ella P		D	11	
McChas		S	10	

FORM 10 636
1910 CENSUS INDEX - FAMILY

U. S. DEPARTMENT OF COMMERCE
BUREAU OF THE CENSUS

TEXAS

W300	HEAD OF FAMILY White William K		E.D. 1000	SHEET 27
COLOR W	AGE 28	BIRTHPLACE Mass	VOL. 52	
COUNTY -	CITY			
OTHER MEMBERS OF FAMILY				
	NAME	RELATIONSHIP	AGE	BIRTHPLACE
	Chara	W	19	Ariz
	Robert		10	
	William	D	4 1/2	

FORM 10 636

1910 CENSUS INDEX - FAMILY

U S DEPARTMENT OF COMMERCE
BUREAU OF THE CENSUS

TEXAS

W300		HEAD OF FAMILY		White Hallman		E.D.	SHEET
COLOR	W	AGE	30	BIRTHPLACE		92	62
COUNTY				CITY			
Fisher							
OTHER MEMBERS OF FAMILY							
NAME		RELATIONSHIP	AGE	BIRTHPLACE			
Cora		W	30				
Mama		D	11				
M. Tom		S	9				
Andrew		S	7				
Hattie		D	5				
Lizzie		D	3				
Tallie		D	1/2				

FORM 10-636

1910 CENSUS INDEX - FAMILY

U. S. DEPARTMENT OF COMMERCE
BUREAU OF THE CENSUS

TEXAS

W300		NAME OF INDIVIDUAL White, Wm B		E.D. 91	SHEET 184
COLOR W.	AGE 74	BIRTHPLACE Tenn		VOL. 97	
COUNTY McLennan		CITY Waco			
ENUMERATED WITH Cox Thomas B					
RELATIONSHIP TO ABOVE					
<input type="checkbox"/> SON	<input type="checkbox"/> NEPHEW	<input type="checkbox"/> STEPSON			
<input type="checkbox"/> DAUGHTER	<input type="checkbox"/> NIECE	<input type="checkbox"/> STEPDAUGHTER			
<input type="checkbox"/> BROTHER	<input type="checkbox"/> FATHER-IN-LAW	<input type="checkbox"/> COUSIN			
<input type="checkbox"/> SISTER	<input type="checkbox"/> MOTHER-IN-LAW	<input type="checkbox"/> HIRED MAN			
<input type="checkbox"/> FATHER	<input type="checkbox"/> SON-IN-LAW	<input checked="" type="checkbox"/> ROOMER			
<input type="checkbox"/> MOTHER	<input type="checkbox"/> DAUGHTER-IN-LAW	<input type="checkbox"/> SERVANT			
<input type="checkbox"/> GRANDSON	<input type="checkbox"/> BROTHER-IN-LAW	<input type="checkbox"/> OTHER (Specify)			
<input type="checkbox"/> GRANDDAUGHTER	<input type="checkbox"/> SISTER-IN-LAW				
<input type="checkbox"/> GRANDCHILD	<input type="checkbox"/> ORPHAN				

FORM 10 637
1910 CENSUS INDEX - INDIVIDUAL

U. S. DEPARTMENT OF COMMERCE
BUREAU OF THE CENSUS

TEXAS

64300	HEAD OF FAMILY - W. root William J		E.D. 86	SHEET 138
COLOR W	AGE 21	BIRTHPLACE	VOL. 122	
COUNTY	Somervell		CITY	
OTHER MEMBERS OF FAMILY				
NAME		RELATIONSHIP	AGE	BIRTHPLACE
Bertha		W	20	
Lilly M		D	11/17	

FORM 10 636
1910 CENSUS INDEX - FAMILY

U S DEPARTMENT OF COMMERCE
BUREAU OF THE CENSUS

TEXAS

20-300	HEAD OF FAMILY		E.D.	SHEET
COLOR	AGE	BIRTHPLACE	53	28
	27		VOL.	115
COUNTY		CITY		
Parker				
OTHER MEMBERS OF FAMILY				
NAME		RELATIONSHIP	AGE	BIRTHPLACE
Wife		Wife	33	
Mary		W	13	Ala

FORM 10 636
1910 CENSUS INDEX - FAMILY

U. S. DEPARTMENT OF COMMERCE
BUREAU OF THE CENSUS

TEXAS

W 387		HEAD OF FAMILY		E.D.	SHEET
COLOR	AGE	BIRTHPLACE		33	19
h	79	29		VOL.	22
COUNTY		Cass	CITY		
OTHER MEMBERS OF FAMILY					
NAME		RELATIONSHIP	AGE	BIRTHPLACE	
John		W	50	Ala	
Mary M.		D	20		
William		D	15		
Mary		M	77	Ga.	

FORM 10 636
1910 CENSUS INDEX - FAMILY

U.S. DEPARTMENT OF COMMERCE
BUREAU OF THE CENSUS

TEXAS

60300	HEAD OF FAMILY <i>White William J.</i>		E.D. <i>35</i>	SHEET <i>5</i>
COLOR <i>W</i>	AGE <i>76</i>	BIRTHPLACE <i>Mass</i>	VOL. <i>24</i>	
COUNTY <i>Clay</i>		CITY		
OTHER MEMBERS OF FAMILY				
	NAME	RELATIONSHIP	AGE	BIRTHPLACE
1	<i>Mary J</i>	<i>W</i>	<i>72</i>	<i>Mass</i>

FORM 10 636
1910 CENSUS INDEX - FAMILY

U. S. DEPARTMENT OF COMMERCE
BUREAU OF THE CENSUS

TEXAS

W300	HEAD OF FAMILY Wood William J		E.O. 75	SHEET 60
COLOR W	AGE 29	BIRTHPLACE La.	VOL. 78	
COUNTY Houston	CITY			
OTHER MEMBERS OF FAMILY				
NAME		RELATIONSHIP	AGE	BIRTHPLACE
Emily A.		W	25	
George B.		S	3	La.
William J.		S	4 1/2	
Se.				

FORM 10 636
1910 CENSUS INDEX - FAMILY

U. S. DEPARTMENT OF COMMERCE
BUREAU OF THE CENSUS

TEXAS

41300	HEAD OF FAMILY		Wood		William J.		E.D.	SHEET
COLOR	AGE	BIRTHPLACE				62	683	
White	35					VOL.	78	
COUNTY				CITY				
Houston				Crockett				
OTHER MEMBERS OF FAMILY								
NAME		RELATIONSHIP	AGE	BIRTHPLACE				
Lucy		W	36					
Reese Frank		N	11					

FORM 10 636
1910 CENSUS INDEX - FAMILY

U.S. DEPARTMENT OF COMMERCE
BUREAU OF THE CENSUS

TEXAS

03341	HEAD OF FAMILY W. A. Gole		William G.	E.D. 20	SHEET 114
COLOR B	AGE 43	BIRTHPLACE		VOL. 33	
COUNTY Dallas		CITY Dallas			
OTHER MEMBERS OF FAMILY					
NAME		RELATION- SHIP	AGE	BIRTHPLACE	
Victoria		W	33	La	
Charles		S	17		
2	Boardsen				

FORM 10 636
1910 CENSUS INDEX - FAMILY

U. S. DEPARTMENT OF COMMERCE
BUREAU OF THE CENSUS

TEXAS

10300		HEAD OF FAMILY		Wade William J		E.O.	SHEET
COLOR	W	AGE	41	BIRTHPLACE	Denver	73	287
COUNTY		Dallas		CITY		Dallas	
OTHER MEMBERS OF FAMILY							
NAME		RELATIONSHIP	AGE	BIRTHPLACE			
Margaret J		W	38	Denver			
Johnnie		D	16				
Minnie		S	4/2				
Hilo							

FORM 10 638
1910 CENSUS INDEX - FAMILY

U. S. DEPARTMENT OF COMMERCE
BUREAU OF THE CENSUS

TEXAS

W300	NAME OF INDIVIDUAL Wade William J		E.D. 123	SHEET 14
COLOR W	AGE 61	BIRTHPLACE Ind.	VOL. 25	
COUNTY Coleman		CITY Coleman		
ENUMERATED WITH Wade Lesley F.				
RELATIONSHIP TO ABOVE				
<input type="checkbox"/> SON	<input type="checkbox"/> NEPHEW	<input type="checkbox"/> STEPSON		
<input type="checkbox"/> DAUGHTER	<input type="checkbox"/> NIECE	<input type="checkbox"/> STEPDAUGHTER		
<input type="checkbox"/> BROTHER	<input type="checkbox"/> FATHER-IN-LAW	<input type="checkbox"/> COUSIN		
<input type="checkbox"/> SISTER	<input type="checkbox"/> MOTHER-IN-LAW	<input type="checkbox"/> HIRED MAN		
<input checked="" type="checkbox"/> FATHER	<input type="checkbox"/> SON-IN-LAW	<input type="checkbox"/> ROOMER		
<input type="checkbox"/> MOTHER	<input type="checkbox"/> DAUGHTER-IN-LAW	<input type="checkbox"/> SERVANT		
<input type="checkbox"/> GRANDSON	<input type="checkbox"/> BROTHER-IN-LAW	<input type="checkbox"/> OTHER (Specify)		
<input type="checkbox"/> GRANDDAUGHTER	<input type="checkbox"/> SISTER-IN-LAW			
<input type="checkbox"/> GRANDCHILD	<input type="checkbox"/> ORPHAN			

FORM 10 637
1910 CENSUS INDEX - INDIVIDUAL

U. S. DEPARTMENT OF COMMERCE
BUREAU OF THE CENSUS

TEXAS

HEAD OF FAMILY		W.D.		SHORT
AGE	BIRTHPL	AGE	W.D.	SHORT
COUNTY		CITY		
OTHER MEMBERS OF FAMILY				
NAME	RELATION	AGE	BIRTHPL	AGE

FORM 10 636
 1910 CENSUS INDEX - FAMILY

U.S. DEPARTMENT OF COMMERCE
 BUREAU OF THE CENSUS

TEXAS

17-00		HEAD OF FAMILY		E.D.	SHEET
W		Wood William J		32	214
COLOR	AGE	BIRTHPLACE		VOL.	
W	45	Indi		149	
COUNTY			CITY		
Wood					
OTHER MEMBERS OF FAMILY					
NAME		RELATIONSHIP	AGE	BIRTHPLACE	
Maggie M		W	34	Tex	
R. K.		S	14	Ark	
Mary Elta		D	13	/	
J. Elmer		S	11	/	
Lawrence G.		D	7	/	

FORM 10-636
1910 CENSUS INDEX - FAMILY

U S DEPARTMENT OF COMMERCE
BUREAU OF THE CENSUS

TEXAS

7/200		HEAD OF FAMILY		E.D.	SHEET
Wade William J		287		77	
COLOR	AGE	BIRTHPLACE		VOL.	
W	38			132	
COUNTY			CITY		
Tom Green					
OTHER MEMBERS OF FAMILY					
NAME		RELATIONSHIP	AGE	BIRTHPLACE	
Wm		W	36	Miss	
Fred		S	13		
William		S	11		
Lous		S	5		
Violet		D	1		

FORM NO 636
1910 CENSUS INDEX - FAMILY

U S DEPARTMENT OF COMMERCE
BUREAU OF THE CENSUS

TEXAS

W 300	HEAD OF FAMILY Wood, William J.		F.O. 190	SHEET 234
COLOR W	AGE 54	BIRTHPLACE Mo.	VOL. 113	
COUNTY Palo Pinto	CITY Mineral Wells			
OTHER MEMBERS OF FAMILY				
NAME		RELATION- SHIP	AGE	BIRTHPLACE
1 Lillie		W	46	
Reynolds, Mary J.		M-L	88	Ky.

FORM 10 636
1910 CENSUS INDEX - FAMILY

U. S. DEPARTMENT OF COMMERCE
BUREAU OF THE CENSUS

TEXAS

11 3011	HEAD OF FAMILY -		E.D.	SHEET
COLOR	AGE	BIRTHPLACE	102	85
W	60	La.	VOL.	139
COUNTY	'Upshur		CITY	
OTHER MEMBERS OF FAMILY				
NAME		RELATIONSHIP	AGE	BIRTHPLACE
Wife		W	33	
Mother		M	2	

FORM 10 636
1910 CENSUS INDEX - FAMILYU S DEPARTMENT OF COMMERCE
BUREAU OF THE CENSUS

TEXAS

W 300		HEAD OF FAMILY		White, William J		E.D.	SHEET
- W		AGE	BIRTHPLACE		132		67
COUNTY		37	Texas		VOL.		134
Uvalde.				CITY Uvalde.			
OTHER MEMBERS OF FAMILY							
NAME		RELATIONSHIP	AGE	BIRTHPLACE			
Edna		W	28				

FORM 10 636
1910 CENSUS INDEX - FAMILY

U. S. DEPARTMENT OF COMMERCE
BUREAU OF THE CENSUS

TEXAS

6030	HEAD OF FAMILY White		E.O. 104	SHEET 324
COLOR W	AGE 25	BIRTHPLACE		VOL. 140
COUNTY Van Zandt		CITY		
OTHER MEMBERS OF FAMILY				
NAME	RELATIONSHIP	AGE	BIRTHPLACE	
William	H	16		
Louise	S	12		
Thomas H.	B	23		

FORM 10-636
1910 CENSUS INDEX - FAMILY

U. S. DEPARTMENT OF COMMERCE
BUREAU OF THE CENSUS

TEXAS

W300	NAME OF INDIVIDUAL Wood Williams J		E.O. 149	SHEET 71
COLOR D	AGE 6	BIRTHPLACE	VOL. 106	
COUNTY Montgomery		CITY		
ENUMERATED WITH Williams Willie				
RELATIONSHIP TO ABOVE				
<input type="checkbox"/> SON	<input type="checkbox"/> NEPHEW	<input type="checkbox"/> STEPSON		
<input type="checkbox"/> DAUGHTER	<input type="checkbox"/> NIECE	<input type="checkbox"/> STEPDAUGHTER		
<input type="checkbox"/> BROTHER	<input type="checkbox"/> FATHER-IN-LAW	<input type="checkbox"/> COUSIN		
<input type="checkbox"/> SISTER	<input type="checkbox"/> MOTHER-IN-LAW	<input type="checkbox"/> HIRED MAN		
<input type="checkbox"/> FATHER	<input type="checkbox"/> SON-IN-LAW	<input checked="" type="checkbox"/> ROOMER		
<input type="checkbox"/> MOTHER	<input type="checkbox"/> DAUGHTER-IN-LAW	<input type="checkbox"/> SERVANT		
<input type="checkbox"/> GRANDSON	<input type="checkbox"/> BROTHER-IN-LAW	<input type="checkbox"/> OTHER (Specify)		
<input type="checkbox"/> GRANDDAUGHTER	<input type="checkbox"/> SISTER-IN-LAW			
<input type="checkbox"/> GRANDCHILD	<input type="checkbox"/> ORPHAN			

FORM 10 637
1910 CENSUS INDEX - INDIVIDUAL

U S DEPARTMENT OF COMMERCE
BUREAU OF THE CENSUS

TEXAS

U.S. No. <i>U 700</i>	NAME OF INDIVIDUAL <i>Wade, Wm. J.</i>		E.S. <i>103</i>	SHEET <i>47</i>
COLOR <i>W</i>	AGE <i>31</i>	BIRTHPLACE <i>Mo.</i>	VOL. <i>66</i>	
COUNTY <i>Harris</i>		CITY <i>Houston</i>		
ENUMERATED WITH <i>no head shown</i>				
RELATIONSHIP TO ABOVE				
<input type="checkbox"/> SON	<input type="checkbox"/> NEPHEW	<input type="checkbox"/> STEPSON		
<input type="checkbox"/> DAUGHTER	<input type="checkbox"/> NIECE	<input type="checkbox"/> STEPDAUGHTER		
<input type="checkbox"/> BROTHER	<input type="checkbox"/> FATHER-IN-LAW	<input type="checkbox"/> COUSIN		
<input type="checkbox"/> SISTER	<input type="checkbox"/> MOTHER-IN-LAW	<input type="checkbox"/> HIRED MAN		
<input type="checkbox"/> FATHER	<input type="checkbox"/> SON-IN-LAW	<input checked="" type="checkbox"/> WIDOWER		
<input type="checkbox"/> MOTHER	<input type="checkbox"/> DAUGHTER-IN-LAW	<input type="checkbox"/> SERVANT		
<input type="checkbox"/> GRANDSON	<input type="checkbox"/> BROTHER-IN-LAW	<input type="checkbox"/> OTHER (Specify)		
<input type="checkbox"/> GRANDDAUGHTER	<input type="checkbox"/> SISTER-IN-LAW			
<input type="checkbox"/> GRANDCHILD	<input type="checkbox"/> ORPHAN			

FORM 10 637

1910 CENSUS INDEX - INDIVIDUAL

U. S. DEPARTMENT OF COMMERCE
BUREAU OF THE CENSUS

TEXAS

10300	HEAD OF FAMILY <i>Wm. William J</i>		E.D. 524	SHEET 4
COLOR <i>W</i>	AGE 47	BIRTHPLACE <i>Mo</i>	VOL. 31	
COUNTY <i>Cooke</i>		CITY <i>Gainesville</i>		
OTHER MEMBERS OF FAMILY				
NAME		RELATIONSHIP	AGE	BIRTHPLACE
<i>1</i>		<i>W</i>	<i>48</i>	<i>Ill</i>

FORM 10-838

1910 CENSUS INDEX - FAMILY

U S DEPARTMENT OF COMMERCE
BUREAU OF THE CENSUS

TEXAS

11302		HEAD OF FAMILY		E.D. #43		SHEET 13	
COLOR	AGE	BIRTHPLACE		VOL. 32			
	22	Coryell		CITY			
OTHER MEMBERS OF FAMILY							
NAME		RELATIONSHIP	AGE	BIRTHPLACE			
Blanche L		4	25	Miss			
11302							

FORM 10-636
1910 CENSUS INDEX - FAMILY

U.S. DEPARTMENT OF COMMERCE
BUREAU OF THE CENSUS

TEXAS

W 300		HEAD OF FAMILY		William J		E.D.	SHEET
COLOR	W	AGE	48	BIRTHPLACE	Ark	12	3
COUNTY	Collin			CITY		VOL.	26

OTHER MEMBERS OF FAMILY

NAME	RELATIONSHIP	AGE	BIRTHPLACE
Mary C.	W	33	Tenn
Vergel	S	16	
Daniel	S	11	
Walter	S	10	
Etta G.	D	6	
Thomas Cora Lee	SD	13	
Clarence M	SS	10	

FORM 10-636A

1910 CENSUS INDEX - INDIVIDUAL

U.S. DEPARTMENT OF COMMERCE
BUREAU OF THE CENSUS

TEXAS

11300	HEAD OF FAMILY White William J		E.D. 14	SHEET 8
COLOR W	AGE 57	BIRTHPLACE Ill	VOL. 2 3	
COUNTY	Cherokee		CITY	
OTHER MEMBERS OF FAMILY				
NAME		RELATIONSHIP	AGE	BIRTHPLACE
Ellen		W	42	-
William W		S	7	
Carroll J		S	5	
Lena		D	3	
Loria		D	1	
Colin Emory		Ss	18	
1 Orelia		D	15	

FORM 10 636A

1910 CENSUS INDEX - INDIVIDUAL

U.S. DEPARTMENT OF COMMERCE
BUREAU OF THE CENSUS

TEXAS

W 300	HEAD OF FAMILY Wyatt, William D.		E.O. 151	SHEET 81
COLOR W	AGE 48	BIRTHPLACE	VOL. 124	
COUNTY Shelby-		CITY		
OTHER MEMBERS OF FAMILY				
NAME		RELATIONSHIP	AGE	BIRTHPLACE
Laura		W	45	ala.
Lilly E		D	22	
John N.		S	20	
Hosie J.		S	16	
Lena B		D	14	
Louie J.		D	12	
William C.		S	6	

FORM 10-636A

1910 CENSUS INDEX - INDIVIDUAL

U.S. DEPARTMENT OF COMMERCE
BUREAU OF THE CENSUS

TEXAS

HEAD OF FAMILY		Wife		E.O.	SHEET
COLOR	AGE	BIRTHPLACE	White	63	489
COUNTY	AGE	BIRTHPLACE	61	VOL.	33
Jefferson			CITY		
OTHER MEMBERS OF FAMILY					
NAME	RELATIONSHIP	AGE	BIRTHPLACE		
Mary	w	48	Tenn		
Stella A	d	14			
Raymond	s	11			
Stephen H	s	8			
Fredrick E	s	3			

FORM 10 638
1910 CENSUS INDEX - FAMILY

U.S. DEPARTMENT OF COMMERCE
BUREAU OF THE CENSUS

TEXAS

W 500	HEAD OF FAMILY Waid, William H		E.D. 149	SHEET 18
COLOR W	AGE 43	BIRTHPLACE		VOL. 81
COUNTY Jack		CITY		
OTHER MEMBERS OF FAMILY				
NAME	RELATIONSHIP	AGE	BIRTHPLACE	
Bertie	W	40	Miss	
Miss H	S	21		
Charlie	S	18		
Margie L.	D	15		
Lollie	S	7		
Minnie	D	4		

FORM 10-636

1910 CENSUS INDEX - FAMILY

U.S. DEPARTMENT OF COMMERCE
BUREAU OF THE CENSUS

TEXAS

W 302	HEAD OF FAMILY		E.D.	SHEET
COLOR	AGE	BIRTHPLACE	187	9
W	43	Arb.	VOL.	96
COUNTY	Llano		CITY	
OTHER MEMBERS OF FAMILY				
NAME		RELATIONSHIP	AGE	BIRTHPLACE
Lyda C		W	43	Ky

FORM 10 636

1910 CENSUS INDEX - FAMILY

U. S. DEPARTMENT OF COMMERCE
BUREAU OF THE CENSUS

TEXAS

W 300	NAME OF INDIVIDUAL White William H		E.D. 167	SHEET 12
COLOR W	AGE 51	BIRTHPLACE	VOL. 105	
COUNTY Montague		CITY		
ENUMERATED WITH Sloan Buncha F				
RELATIONSHIP TO ABOVE				
<input type="checkbox"/> SON	<input type="checkbox"/> NEPHEW	<input type="checkbox"/> STEPSON		
<input type="checkbox"/> DAUGHTER	<input type="checkbox"/> NIECE	<input type="checkbox"/> STEPOUGHTER		
<input type="checkbox"/> BROTHER	<input type="checkbox"/> FATHER-IN-LAW	<input type="checkbox"/> COUSIN		
<input type="checkbox"/> SISTER	<input type="checkbox"/> MOTHER-IN-LAW	<input type="checkbox"/> HIRED MAN		
<input type="checkbox"/> FATHER	<input type="checkbox"/> SON-IN-LAW	<input type="checkbox"/> ROOMER		
<input type="checkbox"/> MOTHER	<input type="checkbox"/> DAUGHTER-IN-LAW	<input type="checkbox"/> SERVANT		
<input type="checkbox"/> GRANDSON	<input checked="" type="checkbox"/> BROTHER-IN-LAW	<input type="checkbox"/> OTHER (Specify)		
<input type="checkbox"/> GRANDDAUGHTER	<input type="checkbox"/> SISTER-IN-LAW			
<input type="checkbox"/> GRANDCHILD	<input type="checkbox"/> ORPHAN			

FORM 10-637
1910 CENSUS INDEX - INDIVIDUAL

U. S. DEPARTMENT OF COMMERCE
BUREAU OF THE CENSUS

TEXAS

6171		HEAD OF FAMILY		W. C. WILSON H		E. D.	SHEET
COLOR	W	AGE	57	BIRTHPLACE	W. C.	VOL.	122
COUNTY	Somervell			CITY			
OTHER MEMBERS OF FAMILY							
NAME		RELATIONSHIP	AGE	BIRTHPLACE			
Mary J		W	49				
Fred H		S	13				
Rosa S		S	11				
Cecilia C.		S	7				
Myrtle		D	5				

FORM 10-636
1910 CENSUS INDEX - FAMILY.

U S DEPARTMENT OF COMMERCE
BUREAU OF THE CENSUS

TEXAS

HEAD OF FAMILY		E.D.	SHEET
W. G. W. Williams		12	25
COLOR	AGE	BIRTHPLACE	
-	34	-	
COUNTY	CITY		VOL.
-	Smith		125
OTHER MEMBERS OF FAMILY			
NAME	RELATIONSHIP	AGE	BIRTHPLACE
Mattie	W	33	
Mary	D	15	
Chas. W.	D	13	
Robert	D	11	
Nora J.	D	9	
Nellie R.	D	3	
and 1/2			

FORM 10 636
1910 CENSUS INDEX - FAMILY

U. S. DEPARTMENT OF COMMERCE
BUREAU OF THE CENSUS

TEXAS

U 40	HEAD OF FAMILY <i>White William H.</i>		E.D. <i>214</i>	SHEET <i>49</i>
COLOR <i>W</i>	AGE <i>37</i>	BIRTHPLACE <i>Ohio</i>	VOL. <i>120</i>	
COUNTY	<i>Runnels</i>	CITY		
OTHER MEMBERS OF FAMILY				
	NAME	RELATIONSHIP	AGE	BIRTHPLACE
	<i>William H.</i>	<i>H</i>	<i>28</i>	<i>1</i>
	<i>John</i>	<i>S</i>	<i>10</i>	
	<i>William</i>	<i>S</i>	<i>8</i>	
	<i>John</i>	<i>S</i>	<i>3</i>	
	<i>William</i>	<i>S</i>	<i>2</i>	

1910 CENSUS INDEX FAMILY

U.S. DEPARTMENT OF COMMERCE
BUREAU OF THE CENSUS

TEXAS

HEAD OF FAMILY <i>W. J. Wall</i>		<i>William H</i>		S.D. <i>125</i>	SHEET <i>30</i>
COLOR <i>W</i>	AGE <i>67</i>	BIRTHPLACE <i>Tenn</i>		VOL. <i>149</i>	
COUNTY Wood			CITY		
OTHER MEMBERS OF FAMILY					
NAME		RELATION- SHIP	AGE	BIRTHPLACE	
<i>Newsome, E. W.</i>		<i>D</i>	<i>24</i>		
<i>1</i> <i>E. W.</i>		<i>G.S.</i>	<i>3</i>		

FORM 10 636
1910 CENSUS INDEX - FAMILYU. S. DEPARTMENT OF COMMERCE
BUREAU OF THE CENSUS

TEXAS

11300	HEAD OF FAMILY White, William H		E.D. 3	SHEET 4
COLOR W	AGE 33	BIRTHPLACE	VOL. 15	
COUNTY Bowie		CITY		
OTHER MEMBERS OF FAMILY				
NAME	RELATIONSHIP	AGE	BIRTHPLACE	
- Sarah E.	W	47	ala	
- Cora B	D	20		
- William C	S	18		
- William	D	16		
- Charles	S	14		
- Ruth	D	10		
- William	S	8		

FORM 10-238
1910 CENSUS INDEX - FAMILY

U S DEPARTMENT OF COMMERCE
BUREAU OF THE CENSUS

TEXAS

11300	HEAD OF FAMILY		W. Matt Williams H	E.D.	SHEET
COLOR	AGE	BIRTHPLACE		VOL.	
W	48	La			50
COUNTY	Floyd		CITY		
OTHER MEMBERS OF FAMILY					
	NAME	RELATIONSHIP	AGE	BIRTHPLACE	
	Francis K	W	45	La	
	Lian A	D	17	I	
	Lerna A	S	11		
	Lona M	D	7		

FORM 10-636
1910 CENSUS INDEX - FAMILY

U. S. DEPARTMENT OF COMMERCE
BUREAU OF THE CENSUS

TEXAS

- 4300		HEAD OF FAMILY		White William H		E.O.	SHEET
COLOR	W	AGE	35	BIRTHPLACE	Mo	58	438
COUNTY	Hopkins			CITY	Sulphur Springs		
OTHER MEMBERS OF FAMILY							
NAME		RELATIONSHIP	AGE	BIRTHPLACE			
Eleanor		W	28				
August		S	10				
Dessie		D	9				
Illma		D	7				
Richard		S	5				

FORM 10 636
1910 CENSUS INDEX - FAMILY.

U. S. DEPARTMENT OF COMMERCE
BUREAU OF THE CENSUS

TEXAS

W300		NAME OF INDIVIDUAL White, Wm. H.		E.D. 78	SHEET 59
COLOR W	AGE 78	BIRTHPLACE Tenn		VOL. 36	
COUNTY Dallas			CITY Dallas		
ENUMERATED WITH Sedwell Brown					
RELATIONSHIP TO ABOVE					
<input type="checkbox"/> SON	<input type="checkbox"/> NEPHEW	<input type="checkbox"/> STEPSON			
<input type="checkbox"/> DAUGHTER	<input type="checkbox"/> NIECE	<input type="checkbox"/> STEPDAUGHTER			
<input type="checkbox"/> BROTHER	<input type="checkbox"/> FATHER-IN-LAW	<input type="checkbox"/> COUSIN			
<input type="checkbox"/> SISTER	<input type="checkbox"/> MOTHER-IN-LAW	<input type="checkbox"/> HIRED MAN			
<input type="checkbox"/> FATHER	<input type="checkbox"/> SON-IN-LAW	<input checked="" type="checkbox"/> ROOMER			
<input type="checkbox"/> MOTHER	<input type="checkbox"/> DAUGHTER-IN-LAW	<input type="checkbox"/> SERVANT			
<input type="checkbox"/> GRANDSON	<input type="checkbox"/> BROTHER-IN-LAW	<input type="checkbox"/> OTHER (Specify)			
<input type="checkbox"/> GRANDDAUGHTER	<input type="checkbox"/> SISTER-IN-LAW				
<input type="checkbox"/> GRANDCHILD	<input type="checkbox"/> ORPHAN				

FORM 10-637
1910 CENSUS INDEX - INDIVIDUAL

U. S. DEPARTMENT OF COMMERCE
BUREAU OF THE CENSUS

TEXAS

11-300	HEAD OF FAMILY		White William H.	E.D.	SHEET
COLOR	AGE	BIRTHPLACE		VOL.	
	W. 62	Texas			17
COUNTY	BROWN		CITY		
OTHER MEMBERS OF FAMILY					
NAME		RELATIONSHIP	AGE	BIRTHPLACE	
White Marshall		W.	61	Texas	

FORM 10-636
1910 CENSUS INDEX - FAMILY

U. S. DEPARTMENT OF COMMERCE
BUREAU OF THE CENSUS

TEXAS

HEAD OF FAMILY		W. H. White, William H.		E.O.	SHEET
COLOR	AGE	BIRTHPLACE		47	122
W	47	Ill		VOL.	9
COUNTY	Bexar		CITY	San Antonio	
OTHER MEMBERS OF FAMILY					
	NAME	RELATIONSHIP	AGE	BIRTHPLACE	
	Alice M.	W	39	Texas	
	Dick	S	17		
	Wanda	D	15		
	Samuel	S	14		
	Stephen	S	11		

FORM 10 636
1910 CENSUS INDEX - FAMILY

U. S. DEPARTMENT OF COMMERCE
BUREAU OF THE CENSUS

TEXAS

W. H. [unclear]		HEAD OF FAMILY		U.S.		SHEET	
LOCALITY		AGE		BIRTHPLACE		VOL.	
COUNTY		Bexar		San Antonio		10	
OTHER MEMBERS OF FAMILY							
NAME		RELATIONSHIP		AGE		BIRTHPLACE	
[unclear]		[unclear]		31		[unclear]	
[unclear]		[unclear]		12		[unclear]	
[unclear]		[unclear]		26		[unclear]	
[unclear]		[unclear]		22		[unclear]	
[unclear]		[unclear]		4/12		[unclear]	

FORM 10 636
1910 CENSUS INDEX - FAMILY

U.S. DEPARTMENT OF COMMERCE
BUREAU OF THE CENSUS

TEXAS

10570		HEAD OF FAMILY		E.D.	SHEET
COLOR	W	AGE	55	127	26
COUNTY		BIRTHPLACE		VOL.	
		Wood		149	
		CITY			
OTHER MEMBERS OF FAMILY					
NAME		RELATIONSHIP	AGE	BIRTHPLACE	
Edward Wood		W	52	Pa	

TEXAS

U.S. 300	HEAD OF FAMILY Wood		E.D. 151		SHEET #283	
COLOR W	AGE 56	BIRTHPLACE Va		VOL. 115		
COUNTY	Hill		CITY			
OTHER MEMBERS OF FAMILY						
NAME		RELATIONSHIP	AGE	BIRTHPLACE		
Sally		W	33	Tex		
Mabel		S	27	/		
L. Wood		11	13	/		
L. H. W.						

FORM 10 636

1910 CENSUS INDEX - FAMILY

U S DEPARTMENT OF COMMERCE
BUREAU OF THE CENSUS

TEXAS

11302	HEAD OF FAMILY Wood William H.		S.D. 112	SHEET 8
COLOR W	AGE 57	BIRTHPLACE Tenn	VOL. 12	
COUNTY Hill		CITY		
OTHER MEMBERS OF FAMILY				
NAME	RELATIONSHIP	AGE	BIRTHPLACE	
Elizabeth	W	50	Ark	
Albert	S	18		
Isadell	D	16		
Lizzie	D	12		
Neta	D	9		

FORM 10-536
1910 CENSUS INDEX - FAMILY

U. S. DEPARTMENT OF COMMERCE
BUREAU OF THE CENSUS

TEXAS

11300	HEAD OF FAMILY Wm. W. Wm. 11		S.D. 103	SHEET 117
COLOR	AGE 30	BIRTHPLACE	VOL. 111	
COUNTY Nueces	CITY			
OTHER MEMBERS OF FAMILY				
NAME		RELATIONSHIP	AGE	BIRTHPLACE
Wm. W.		W	45	
Wm. W.		D	11	

FORM 10 536
 1910 CENSUS INDEX - FAMILY

U. S. DEPARTMENT OF COMMERCE
 BUREAU OF THE CENSUS

TEXAS

HEAD OF FAMILY <i>W. W. ...</i>		E.O.	SHEET
COLOR	AGE	BIRTHPLACE	VOL.
COUNTY	CITY		
OTHER MEMBERS OF FAMILY			
NAME	RELATIONSHIP	AGE	BIRTHPLACE
<i>...</i>	<i>...</i>	<i>...</i>	<i>...</i>
<i>...</i>	<i>...</i>	<i>...</i>	<i>...</i>

FORM 10-636
1910 CENSUS INDEX - FAMILY

U.S. DEPARTMENT OF COMMERCE
BUREAU OF THE CENSUS

TEXAS

W300	NAME OF INDIVIDUAL <i>White-William H</i>		E.D. <i>162</i>	SHEET <i>149</i>
COLOR <i>W</i>	AGE <i>68</i>	BIRTHPLACE <i>Ky</i>	VOL. <i>131</i>	
COUNTY <i>Tarrant</i>	CITY			
ENUMERATED WITH <i>Taylor Robert F</i>				
RELATIONSHIP TO ABOVE				
<input type="checkbox"/> SON	<input type="checkbox"/> NEPHEW	<input type="checkbox"/> STEPSON		
<input type="checkbox"/> DAUGHTER	<input type="checkbox"/> NIECE	<input type="checkbox"/> STEPDAUGHTER		
<input type="checkbox"/> BROTHER	<input checked="" type="checkbox"/> FATHER-IN-LAW	<input type="checkbox"/> COUSIN		
<input type="checkbox"/> SISTER	<input type="checkbox"/> MOTHER-IN-LAW	<input type="checkbox"/> HIRED MAN		
<input type="checkbox"/> FATHER	<input type="checkbox"/> SON-IN-LAW	<input type="checkbox"/> ROOMER		
<input type="checkbox"/> MOTHER	<input type="checkbox"/> DAUGHTER-IN-LAW	<input type="checkbox"/> SERVANT		
<input type="checkbox"/> GRANDSON	<input type="checkbox"/> BROTHER-IN-LAW	<input type="checkbox"/> OTHER (<i>Specify</i>)		
<input type="checkbox"/> GRANDDAUGHTER	<input type="checkbox"/> SISTER-IN-LAW			
<input type="checkbox"/> GRANDCHILD	<input type="checkbox"/> ORPHAN			

FORM 10-637
1910 CENSUS INDEX - INDIVIDUAL

U S DEPARTMENT OF COMMERCE
BUREAU OF THE CENSUS

TEXAS

10300		NAME OF INDIVIDUAL Johnnie Williams		P.D. 14		BIRTH 17	
COLOR W		AGE 31		BIRTHPLACE		VOL. 22	
FRUNTY		COUNTY Cherokee		CITY			
ENUMERATED WITH Johnnie Williams							
RELATIONSHIP TO ABOVE							
<input type="checkbox"/> SON	<input type="checkbox"/> NEPHEW	<input type="checkbox"/> STEPSON					
<input type="checkbox"/> DAUGHTER	<input type="checkbox"/> NIECE	<input type="checkbox"/> STEPDAUGHTER					
<input type="checkbox"/> BROTHER	<input type="checkbox"/> FATHER-IN-LAW	<input type="checkbox"/> COUSIN					
<input type="checkbox"/> SISTER	<input type="checkbox"/> MOTHER-IN-LAW	<input type="checkbox"/> NIECE-MAN					
<input type="checkbox"/> FATHER	<input type="checkbox"/> SON-IN-LAW	<input checked="" type="checkbox"/> ROOMER					
<input type="checkbox"/> MOTHER	<input type="checkbox"/> DAUGHTER-IN-LAW	<input type="checkbox"/> SERVANT					
<input type="checkbox"/> GRANDSON	<input type="checkbox"/> BROTHER-IN-LAW	<input type="checkbox"/> OTHER (Specify)					
<input type="checkbox"/> GRANDDAUGHTER	<input type="checkbox"/> SISTER-IN-LAW						
<input type="checkbox"/> GRANDCHILD	<input type="checkbox"/> ORPHAN						

FORM 10 637
1910 CENSUS INDEX - INDIVIDUAL

U. S. DEPARTMENT OF COMMERCE
BUREAU OF THE CENSUS

TEXAS

W300		HEAD OF FAMILY		White Williams H.		E.D.	SHEET
COLOR	B	AGE	26	BIRTHPLACE		VOL.	54
COUNTY				Freestone	CITY		
OTHER MEMBERS OF FAMILY							
NAME		RELATIONSHIP		AGE	BIRTHPLACE		
L. Mary		Wife		34			

FORM 10 1910
 1910 CENSUS INDEX - FAMILY

U S DEPARTMENT OF COMMERCE
 BUREAU OF THE CENSUS

TEXAS

W 300	HEAD OF FAMILY		E.O.	SHEET
COLOR	AGE	BIRTHPLACE	68	119
67	50		VOL.	137
COUNTY	Travis		CITY	
OTHER MEMBERS OF FAMILY				
NAME		RELATIONSHIP	AGE	BIRTHPLACE
Cecilia		W	39	
Walter		S	15	
Thomas		S.	13	
Dorothy		D	11	
Evelyn		D	9	
Anne B		D	4	

FORM 10 636
1910 CENSUS INDEX - FAMILY

U. S. DEPARTMENT OF COMMERCE
BUREAU OF THE CENSUS

TEXAS

W30.0	HEAD OF FAMILY		E.D.	SHEET
COLOR	AGE	BIRTHPLACE	193	104
W	57	Ky.	VOL.	112
COUNTY	CITY			
Potter				
OTHER MEMBERS OF FAMILY				
NAME		RELATIONSHIP	AGE	BIRTHPLACE
Karin		D	22	Ky.
Randall		S	21	
Elroy		D	20	
James		D	18	
Kate		D	16	
Elizabeth		D	15	

FORM 10-636
1910 CENSUS INDEX - FAMILY

U. S. DEPARTMENT OF COMMERCE
BUREAU OF THE CENSUS

TEXAS

111 300		NAME OF INDIVIDUAL <i>White William H.</i>		E.D. <i>35</i>	SHEET <i>6</i>
COLOR <i>W</i>	AGE <i>27</i>	BIRTHPLACE		VOL. <i>19</i>	
COUNTY <i>Caldwell</i>		CITY			
ENUMERATED WITH <i>White, Jesse N.</i>					
RELATIONSHIP TO ABOVE					
<input type="checkbox"/> SON	<input type="checkbox"/> NEPHEW	<input type="checkbox"/> STEPSON			
<input type="checkbox"/> DAUGHTER	<input type="checkbox"/> NIECE	<input type="checkbox"/> STEPDAUGHTER			
<input checked="" type="checkbox"/> BROTHER	<input type="checkbox"/> FATHER-IN-LAW	<input type="checkbox"/> COUSIN			
<input type="checkbox"/> SISTER	<input type="checkbox"/> MOTHER-IN-LAW	<input type="checkbox"/> HIRED MAN			
<input type="checkbox"/> FATHER	<input type="checkbox"/> SON-IN-LAW	<input type="checkbox"/> ROOMER			
<input type="checkbox"/> MOTHER	<input type="checkbox"/> DAUGHTER-IN-LAW	<input type="checkbox"/> SERVANT			
<input type="checkbox"/> GRANDSON	<input type="checkbox"/> BROTHER-IN-LAW	<input type="checkbox"/> OTHER (<i>Specify</i>)			
<input type="checkbox"/> GRANDDAUGHTER	<input type="checkbox"/> SISTER-IN-LAW				
<input type="checkbox"/> GRANDCHILD	<input type="checkbox"/> ORPHAN				

FORM 10-637
1910 CENSUS INDEX - INDIVIDUAL

U.S. DEPARTMENT OF COMMERCE
BUREAU OF THE CENSUS

TEXAS

W 300	HEAD OF FAMILY White William H		E. D. 38	SHEET 37
COLOR Wm	AGE 35	BIRTHPLACE		VOL 702
COUNTY Milam	CITY			
OTHER MEMBERS OF FAMILY				
	NAME	RELATIONSHIP	AGE	BIRTHPLACE
	Jimme	W	29	
	Emma	D	9	
	Eddie	D	6	
	Lora	D	4	
	Not Rep	D	1	
	Deel Louisa	M	Wm	La

FORM 10 636
1910 CENSUS INDEX - FAMILY

U. S. DEPARTMENT OF COMMERCE
BUREAU OF THE CENSUS

TEXAS

W308		HEAD OF FAMILY		E.D.		SHEET	
COLOR		AGE		BIRTHPLACE		VOL.	
		28				82	
COUNTY - Karnes				CITY			
OTHER MEMBERS OF FAMILY							
NAME		RELATIONSHIP		AGE		BIRTHPLACE	
Zed		W		22			
Bertrude		S		2			
Curtis		S		2			

FORM 10-636
1910 CENSUS INDEX - FAMILY

U. S. DEPARTMENT OF COMMERCE
BUREAU OF THE CENSUS

TEXAS

W300	HEAD OF FAMILY White William H		E.D. 17	SHEET 152
COLOR W	AGE 34	BIRTHPLACE Ga	VOL. 48	
COUNTY Erath		CITY Stephenville		
OTHER MEMBERS OF FAMILY				
NAME		RELATIONSHIP	AGE	BIRTHPLACE
Lillian W		W	28	Miss
Luther W		S	9	
Walter H		S	6	
Annetta		D	4	

FORM 10 636
1910 CENSUS INDEX - FAMILY

U. S. DEPARTMENT OF COMMERCE
BUREAU OF THE CENSUS

TEXAS

D. W. Scott		HEAD OF FAMILY		E.D.	SHEET
G. White		W. M. H.		23	298
COLOR	AGE	BIRTHPLACE		VOL.	
-	41	27		48	
COUNTY			CITY		
Erath					
OTHER MEMBERS OF FAMILY					
NAME		RELATIONSHIP	AGE	BIRTHPLACE	
J. Eva		W	21		
E. Linn		S	1 1/2		

FORM 10-636
1910 CENSUS INDEX - FAMILY

U. S. DEPARTMENT OF COMMERCE
BUREAU OF THE CENSUS

TEXAS

W 300	HEAD OF FAMILY Trade William H.		E.D. 55	SHEET 15*
COLOR W	AGE 77	BIRTHPLACE Tenn	VOL. 31	
COUNTY Cooke		CITY		
OTHER MEMBERS OF FAMILY				
NAME		RELATIONSHIP	AGE	BIRTHPLACE
Trues		None		

FORM 10 636
1910 CENSUS INDEX - FAMILY

U S DEPARTMENT OF COMMERCE
BUREAU OF THE CENSUS

TEXAS

HEAD OF FAMILY			S. B.	SHEET
NAME	AGE	BIRTHPLACE	23	7
COUNTY			VOL.	8
TOWNSHIP			CITY	
OTHER MEMBERS OF FAMILY				
NAME	RELATIONSHIP	AGE	BIRTHPLACE	
Ellie B	W	34		

FORM 10 636
1910 CENSUS INDEX - FAMILY

U. S. DEPARTMENT OF COMMERCE
BUREAU OF THE CENSUS

TEXAS

6500	HEAD OF FAMILY White - William H.		E.O. 42	SHEET 217
COLOR W	AGE 45	BIRTHPLACE Tenn	VOL. 30	
COUNTY Delta	CITY Copper			
OTHER MEMBERS OF FAMILY				
NAME		RELATION- SHIP	AGE	BIRTHPLACE
Fannie		W	40	Tenn
Venian		D	18	
Maud		D	12	
Alma		S	7	

FORM 10 836
1910 CENSUS INDEX - FAMILY

U S DEPARTMENT OF COMMERCE
BUREAU OF THE CENSUS

TEXAS

W 300	HEAD OF FAMILY White, William H.		E.D. 72	SHEET 75
COLOR W	AGE 56	BIRTHPLACE Miss	VOL. 91	
COUNTY Lamar.	CITY Blossom			
OTHER MEMBERS OF FAMILY				
	NAME	RELATIONSHIP	AGE	BIRTHPLACE
	Caroline C.	W	74	Ala
	Alvia M.	S	23	
	Velma W.	I	20	
	Helen J.	I	18	
	Ellie W.	D	16	
	Paul E.	I	14	
	Engene C.	I	11	

FORM 10-636A
1970 CENSUS INDEX - INDIVIDUAL

U.S. DEPARTMENT OF COMMERCE
BUREAU OF THE CENSUS

TEXAS

W300	HEAD OF FAMILY Whitley, William H.		E.O. 111	SHEET 136
COLOR W	AGE 53	BIRTHPLACE MO	VOL. 50	
COUNTY		CITY		
Faced OTHER MEMBERS OF FAMILY				
NAME		RELATIONSHIP	AGE	BIRTHPLACE
Lula		W	54	MO
Luther		S	22	
Marion		S	19	
Oscar		S	15	
Lurey		S	12	
M ^{rs} Laughlin, Jennie (D)			8	
Blevins, Amanda		D	28	

FORM 10-636A
-1910 CENSUS INDEX - INDIVIDUAL

U.S. DEPARTMENT OF COMMERCE
BUREAU OF THE CENSUS

TEXAS

W300	HEAD OF FAMILY White William H		E.O. 125	SHEET 428
COLOR W	AGE 48	BIRTHPLACE Dennett	VOL. 64	
COUNTY Hall	CITY			
OTHER MEMBERS OF FAMILY				
NAME		RELATION- SHIP	AGE	BIRTHPLACE
Lee		W	39	
Dan		S	15	
Harris		S	13	
Nellie		D	9	
Walter H.		S	5	
Arlene L.		D	4/2	
Lambert Washie		SD	16	

FORM 10 536A

1910 CENSUS INDEX - INDIVIDUAL

U. S. DEPARTMENT OF COMMERCE
BUREAU OF THE CENSUS

TEXAS

10300		HEAD OF FAMILY W. C. T. Williams Jr.			E.O. 62	SHEET 166
COLON	AGE 28	BIRTHPLACE Tex.			VOL. 58	
COUNTY Kerr					CITY	
OTHER MEMBERS OF FAMILY						
NAME		RELATIONSHIP	AGE	BIRTHPLACE		
1. William		W.	49	Tex.		

FORM 10-636
1910 CENSUS INDEX - FAMILY

U. S. DEPARTMENT OF COMMERCE
BUREAU OF THE CENSUS

TEXAS

W. 500 -		HEAD OF FAMILY		E.D.	SHEET
		Wood William L		262	301
COLOR	AGE	BIRTHPLACE		VOL.	
W	20			148	
COUNTY			WISB	CITY	
OTHER MEMBERS OF FAMILY					
NAME		RELATIONSHIP	AGE	BIRTHPLACE	
1 Anne		W	18		

FORM 10 636
1910 CENSUS INDEX - FAMILY

U S DEPARTMENT OF COMMERCE
BUREAU OF THE CENSUS

TEXAS

U. 300	HEAD OF FAMILY <i>White, William D.</i>		E.D. <i>232</i>	SHEET <i>69</i>
COLOR <i>w</i>	AGE <i>38</i>	BIRTHPLACE <i>Miss</i>	VOL. <i>123</i>	
COUNTY <i>Scurry</i>		CITY		
OTHER MEMBERS OF FAMILY				
NAME		RELATIONSHIP	AGE	BIRTHPLACE
<i>Kenneth</i>		<i>w</i>	<i>22</i>	
<i>Albert</i>		<i>s</i>	<i>1</i>	

FORM 10 636

1910 CENSUS INDEX - FAMILY

U.S. DEPARTMENT OF COMMERCE
BUREAU OF THE CENSUS*11/12/26/62*

TEXAS

HEAD OF FAMILY		E. D.	SHEET
W. H. L. Williams		40	11
COLOR	AGE	BIRTHPLACE	VOL.
W	48	W. Va.	27
COUNTY	CITY		
Collingsworth			
OTHER MEMBERS OF FAMILY			
NAME	RELATIONSHIP	AGE	BIRTHPLACE
Easter	W	41	W. Va.
E. H.	S	21	W. Va.
Herman	D	22	
Clara	D	19	
Lillian	D	15	
Henry	D	9	
Bill	S	4	

FORM 10 636
1910 CENSUS INDEX - FAMILY

U. S. DEPARTMENT OF COMMERCE
BUREAU OF THE CENSUS

TEXAS

12300		HEAD OF FAMILY		E.D.	SHEET
COLOR	AGE	BIRTHPLACE		25	48
COUNTY	44	44		VOL.	36
		CITY		Dallas	
OTHER MEMBERS OF FAMILY					
NAME		RELATIONSHIP	AGE	BIRTHPLACE	
Mary		w	41	Tex	
Mary		d	6		
Mary		d	4		
Mary		s	1 1/2		

FORM 10 636
1910 CENSUS INDEX - FAMILY

U. S. DEPARTMENT OF COMMERCE
BUREAU OF THE CENSUS

TEXAS

4300	HEAD OF FAMILY White William L		E.D. 108	SHEET 2
COLOR W	AGE 72	BIRTHPLACE Ga.	VOL. 17	
COUNTY BROWN		CITY		
OTHER MEMBERS OF FAMILY				
NAME		RELATIONSHIP	AGE	BIRTHPLACE
White	Nancy E.	W	65	Ark.
/	Thomas D.	S	43	
/	Jess D.	S	31	
Chandler	Effie H.	D	40	
/	Benjamin	SL	56	Mass
/	Winnie	GD	4	Pa.
/	Bowel	GS	2	

FORM 10-238

1910 CENSUS INDEX - FAMILY

U S DEPARTMENT OF COMMERCE
BUREAU OF THE CENSUS

TEXAS

HEAD OF FAMILY			R.D.	SHEET
Wood William C.			9	1
COLOR	AGE	BIRTHPLACE	VOL.	
W	46	Ill	16	
COUNTY		CITY		
Brazoria		Alvin		
OTHER MEMBERS OF FAMILY				
NAME	RELATIONSHIP	AGE	BIRTHPLACE	
Eva	W	46	Sweden	
Blanche	D	21	Ill	
John	S	18	I	
Maude W	D	7		
1 Se				
2 Bo				

FORM 10-636

1910 CENSUS INDEX - FAMILY

U. S. DEPARTMENT OF COMMERCE
BUREAU OF THE CENSUS

TEXAS

10300	HEAD OF FAMILY		Wood W m J	E.D.	SHEET
COLOR	AGE	BIRTHPLACE		VOL.	
W	45	Ark.		71	
COUNTY	Eastland		CITY	German	
OTHER MEMBERS OF FAMILY					
NAME		RELATIONSHIP	AGE	BIRTHPLACE	
Mattie L		W	36	Tex	
Cassandra E		D	19		
Herman L		S	17		
Charles R		S	14		

FORM 10 636
1910 CENSUS INDEX - FAMILY

U. S. DEPARTMENT OF COMMERCE
BUREAU OF THE CENSUS

TEXAS

W 300		NAME OF INDIVIDUAL		E.O.	SHEET
Wade William D		Wade William D		104	83
COLOR	AGE	BIRTHPLACE	VOL.		
W	74	Miss	109		
COUNTY			CITY		
Nacogdoches					
ENUMERATED WITH					
Bone Joe V.					
RELATIONSHIP TO ABOVE					
<input type="checkbox"/> SON	<input type="checkbox"/> NEPHEW	<input type="checkbox"/> STEPSON			
<input type="checkbox"/> DAUGHTER	<input type="checkbox"/> NIECE	<input type="checkbox"/> STEPDAUGHTER			
<input type="checkbox"/> BROTHER	<input type="checkbox"/> FATHER-IN-LAW	<input type="checkbox"/> COUSIN			
<input type="checkbox"/> SISTER	<input type="checkbox"/> MOTHER-IN-LAW	<input type="checkbox"/> HIRED MAN			
<input type="checkbox"/> FATHER	<input type="checkbox"/> SON-IN-LAW	<input type="checkbox"/> ROOMER			
<input type="checkbox"/> MOTHER	<input type="checkbox"/> DAUGHTER-IN-LAW	<input type="checkbox"/> SERVANT			
<input type="checkbox"/> GRANDSON	<input type="checkbox"/> BROTHER-IN-LAW	<input checked="" type="checkbox"/> OTHER (Specify)			
<input type="checkbox"/> GRANDDAUGHTER	<input type="checkbox"/> SISTER-IN-LAW	<u>H.</u>			
<input type="checkbox"/> GRANDCHLD	<input type="checkbox"/> ORPHAN				

FORM 10 637

1910 CENSUS INDEX - INDIVIDUAL

U. S. DEPARTMENT OF COMMERCE
BUREAU OF THE CENSUS

TEXAS

-10300	HEAD OF FAMILY White William J.		E.O. 58	SHEET 287
COLOR w	AGE 61	BIRTHPLACE		VOL. 102
COUNTY Milam		CITY		
OTHER MEMBERS OF FAMILY				
NAME		RELATIONSHIP	AGE	BIRTHPLACE
Sarah L.		W	35	
William J.		S	15	
Annie		S	12	
Bernard		S	6	
Dora J.		S	4/2	

FORM 10 636
1910 CENSUS INDEX - FAMILY

U.S. DEPARTMENT OF COMMERCE
BUREAU OF THE CENSUS

TEXAS

W300	HEAD OF FAMILY		White, William F	E.O.	SHEET
			7	5	18
COLOR	AGE	BIRTHPLACE		VOL.	
W	62			2	
COUNTY	Ansonia		CITY		
OTHER MEMBERS OF FAMILY					
NAME		RELATIONSHIP	AGE	BIRTHPLACE	
Margaret		W	58		
Lambert, Mary		SL	46		
Maudie		D	25		
Lorraine E		GS	6		
Vivian J		CS	4		
Maggie B		GD	7		
James J		GS	4 1/2		

FORM 10-636
1910 CENSUS INDEX - FAMILY

U.S. DEPARTMENT OF COMMERCE
BUREAU OF THE CENSUS

TEXAS

6300		HEAD OF FAMILY		W. H. Williams F.		E.D.	SHEET
COLOR	AGE	BIRTHPLACE				36	10
COUNTY	49	Texas				VOL.	
		CITY		CITY		24	
OTHER MEMBERS OF FAMILY							
NAME		RELATIONSHIP		AGE	BIRTHPLACE		
Wife		S		17			
Elizabeth F.		M		68	Texas		

FORM 10-636
1910 CENSUS INDEX - FAMILY

U.S. DEPARTMENT OF COMMERCE
BUREAU OF THE CENSUS

TEXAS

TEXAS

W300	HEAD OF FAMILY		Wood William 7	E. D.	W 34
COLOR	W	AGE	210	BIRTHPLACE	79
COUNTY	Hunt		CITY		
OTHER MEMBERS OF FAMILY					
NAME		RELATIONSHIP	AGE	BIRTHPLACE	
Eugene		W	36	Mo	
Elizabeth		D	16		
Jessie		D	15		
Raymond C		S	12		
Jack		S	10		
Margaret		S	5		
William		S	3		

FORM 10 259A
1910 CENSUS INDEX - INDIVIDUAL

U. S. DEPARTMENT OF COMMERCE
BUREAU OF THE CENSUS

TEXAS

HEAD OF FAMILY		W. J. White, William F.		E.D.	SHEET
COLOR	AGE	BIRTHPLACE	VOL.		
	47		13		
COUNTY	Brewster		CITY		
OTHER MEMBERS OF FAMILY					
NAME	RELATIONSHIP	AGE	BIRTHPLACE		
Laura	W	36			
Lloyd J	S	12			
William J	S	15			
Shirley K	S	12			
Lou O	S	9			
Harmon	S	6			
Milton	S	4			

FORM 10-636A

1910 CENSUS INDEX - INDIVIDUAL

U. S. DEPARTMENT OF COMMERCE
BUREAU OF THE CENSUS

TEXAS

HEAD OF FAMILY <i>Wade William F.</i>			E.D. <i>4</i>	SHEET <i>5</i>
COLOR <i>W</i>	AGE <i>46</i>	BIRTHPLACE <i>Miss</i>	VOL. <i>16</i>	
COUNTY <i>Brazoria</i>	CITY			
OTHER MEMBERS OF FAMILY				
NAME		RELATIONSHIP	AGE	BIRTHPLACE
<i>Jodie</i>		<i>W</i>	<i>45</i>	<i>Miss</i>
<i>Frank</i>		<i>S</i>	<i>11</i>	
<i>Carter</i>	<i>William B.</i>	<i>BL</i>	<i>38</i>	<i>ARK</i>
<i>1</i>	<i>James</i>	<i>SIL</i>	<i>42</i>	<i>Miss</i>

FORM 10 636

1910 CENSUS INDEX - FAMILY

U. S. DEPARTMENT OF COMMERCE
BUREAU OF THE CENSUS

W300		NAME OF INDIVIDUAL		TEXAS	
COLOR	AGE	BIRTHPLACE	E.D.	SHEET	
W	23	White, William J.	120	245	
COUNTY			CITY		VOL.
Tarrant			Fort Worth		128
ENUMERATED WITH					
organ, Thomas J.					
RELATIONSHIP TO ABOVE					
<input type="checkbox"/> SON	<input type="checkbox"/> NEPHEW	<input type="checkbox"/> STEPSON			
<input type="checkbox"/> DAUGHTER	<input type="checkbox"/> NIECE	<input type="checkbox"/> STEPDAUGHTER			
<input type="checkbox"/> BROTHER	<input type="checkbox"/> FATHER-IN-LAW	<input type="checkbox"/> COUSIN			
<input type="checkbox"/> SISTER	<input type="checkbox"/> MOTHER-IN-LAW	<input type="checkbox"/> HIRED MAN			
<input type="checkbox"/> FATHER	<input checked="" type="checkbox"/> SON-IN-LAW	<input type="checkbox"/> ROOMER			
<input type="checkbox"/> MOTHER	<input type="checkbox"/> DAUGHTER-IN-LAW	<input type="checkbox"/> SERVANT			
<input type="checkbox"/> GRANDSON	<input type="checkbox"/> BROTHER-IN-LAW	<input type="checkbox"/> OTHER (Specify)			
<input type="checkbox"/> GRANDDAUGHTER	<input type="checkbox"/> SISTER-IN-LAW				
<input type="checkbox"/> GRANDCHILD	<input type="checkbox"/> ORPHAN				

FORM 10-637

1910 CENSUS INDEX - INDIVIDUAL

U.S. DEPARTMENT OF COMMERCE
BUREAU OF THE CENSUS

TEXAS

(e) 300	HEAD OF FAMILY		W. L. L. W. W. W. 7	E. D.	SHEET
COLOR	AGE	BIRTHPLACE		91	719
COUNTY	Tarrant	CITY		VOL. 127	
OTHER MEMBERS OF FAMILY					
NAME		RELATIONSHIP	AGE	BIRTHPLACE	
E. L. L.		W	28		
L. L. L.		D	5		
P. L. L.		S	2		

FORM 10-636
1910 CENSUS INDEX - FAMILY

U. S. DEPARTMENT OF COMMERCE
BUREAU OF THE CENSUS

TEXAS

W 300	HEAD OF FAMILY		White	E.D.	SHEET
COLOR	W	AGE	40	91	477
COUNTY		BIRTHPLACE		VOL.	
Tarrant				127	
OTHER MEMBERS OF FAMILY					
NAME		RELATIONSHIP	AGE	BIRTHPLACE	
E. W. W.		W	32		
Sarah		D	5		
Mary		D	2		
M ^c Crimmon Richard		B.L.	21		
+ 1 helper					

FORM 10-636
1910 CENSUS INDEX - FAMILY

U. S. DEPARTMENT OF COMMERCE
BUREAU OF THE CENSUS

TEXAS

W1300		HEAD OF FAMILY White William F		E.D. 134	SHEET 249
COLOR W	AGE 46	BIRTHPLACE Ala.		VOL. 47	
COUNTY Ellis			CITY Ennis		
OTHER MEMBERS OF FAMILY					
NAME		RELATIONSHIP	AGE	BIRTHPLACE	
Alma		W	32		
Maude B		D	14		
Blanche M		D.	12		

FORM 10 636

1910 CENSUS INDEX - FAMILY

U. S. DEPARTMENT OF COMMERCE
BUREAU OF THE CENSUS

TEXAS

HEAD OF FAMILY			E.D.	SHEET
COLOR	AGE	BIRTHPLACE	VOL.	
COUNTY	Van Zandt		CITY	
OTHER MEMBERS OF FAMILY				
NAME		RELATIONSHIP	AGE	BIRTHPLACE

FORM 10 636
 1910 CENSUS INDEX - FAMILY

U. S. DEPARTMENT OF COMMERCE
 BUREAU OF THE CENSUS

TEXAS

W 30	HEAD OF FAMILY George McLean J		E.O. 35 35	SHEET 11
COLOR W	AGE 57	BIRTHPLACE Ala.	VOL. 19	
COUNTY	Caldwell		CITY	
OTHER MEMBERS OF FAMILY				
	NAME	RELATIONSHIP	AGE	BIRTHPLACE
	Martha E.	W		
	Eda A.	D.		
	Jocana	D		
1 HM.				

FORM 10 636

1910 CENSUS INDEX - FAMILY

U.S. DEPARTMENT OF COMMERCE
BUREAU OF THE CENSUS

TEXAS

W 300		HEAD OF FAMILY		E. D.	SHEET
W 300		Wood, William Jr		150	156
COLOR	W	AGE	BIRTHPLACE	VOL. 96	
COUNTY					
OTHER MEMBERS OF FAMILY					
NAME		RELATION- SHIP	AGE	BIRTHPLACE	
Wood, William		W	38		
Wood, Emma		S	20		
Wood, John			18		
Wood, Mary			16		
Wood, Alice			5		

U S DEPARTMENT OF COMMERCE
BUREAU OF THE CENSUSFORM 10-636
1910 CENSUS INDEX - FAMILY

TEXAS

W 300		HEAD OF FAMILY		Witt, William F.		E.D.	SHEET
COLOR	N	AGE	BIRTHPLACE	Ala		130	177
COUNTY	Hardeman		CITY	Luauach			
OTHER MEMBERS OF FAMILY							
NAME		RELATION- SHIP	AGE	BIRTHPLACE			
Ida		W	38	Ky			
Winnie		S	19				
Bonnie		S	15				
Addie		D	13				
Jackson		S	10				
Willie D.		S	9				
S. J.		S	8/12				

FORM 10-636

1910 CENSUS INDEX - FAMILY

U.S. DEPARTMENT OF COMMERCE
BUREAU OF THE CENSUS

TEXAS

16300		HEAD OF FAMILY		Whitt, Wm. Eli	E.D.	SHEET
COLOR	AGE	BIRTHPLACE			VOL.	
W	56	Ill.			24	
COUNTY				CITY		
Clay						
OTHER MEMBERS OF FAMILY						
NAME		RELATIONSHIP	AGE	BIRTHPLACE		
Laura H.		W	51	Ill.		
Ethel L.		D	20			
Lester W.		S	12			
Mary A.		S	15			
Elizabeth		D	12	Ohio		
Franklin		S	6			

FORM 10 636

1910 CENSUS INDEX - FAMILY

U. S. DEPARTMENT OF COMMERCE
BUREAU OF THE CENSUS

TEXAS

61 300	HEAD OF FAMILY <i>W. A. DeWitt</i>		E.D. 179	SHEET 44
COLOR W	AGE 21	BIRTHPLACE	VOL. 110	
COUNTY Nolan	CITY <i>Lawrence</i>			
OTHER MEMBERS OF FAMILY				
NAME	RELATIONSHIP	AGE	BIRTHPLACE	
<i>I. DeWitt</i>	<i>W</i>	<i>18</i>		

FORM 10-636

1910 CENSUS INDEX - FAMILY

U S DEPARTMENT OF COMMERCE
BUREAU OF THE CENSUS

TEXAS

W 300	HEAD OF FAMILY		Wood, William E.	E.D.	SHEET
				124	41
COLOR	AGE	BIRTHPLACE		VOL.	
-W	28			80	
COUNTY	Hunt			CITY	
OTHER MEMBERS OF FAMILY					
NAME		RELATIONSHIP	AGE	BIRTHPLACE	
Mattie		-W	21		
Harold		S	3		
Mary		-D	1/2		

FORM 10 636 -
1910 CENSUS INDEX - FAMILY -U.S. DEPARTMENT OF COMMERCE
BUREAU OF THE CENSUS

TEXAS

HEAD OF FAMILY		W. J. Williams		S. D.		SHERY	
AGE		32		VOL.		1	
BIRTHPLACE		Texas					
COUNTY		Tulla					
OTHER MEMBERS OF FAMILY							
NAME		RELATIONSHIP		AGE		BIRTHPLACE	
Mary Williams		Wife		28		Texas	
John Williams		Son		5		Texas	
William Williams		Son		3		Texas	
Alice Williams		Daughter		2		Texas	
Mary Williams		Daughter		1		Texas	
William Williams		Son		11		Texas	
Alice Williams		Daughter		5		Texas	

FORM 10 576
1910 CENSUS INDEX - FAMILY

U. S. DEPARTMENT OF COMMERCE
BUREAU OF THE CENSUS

TEXAS

TEXAS

11300	HEAD OF FAMILY		E.D.	SHEET
	Woodhull		16	4
COLOR	AGE	BIRTHPLACE	VOL.	
	36	Ark	74	
COUNTY		CITY		
Henderson				
OTHER MEMBERS OF FAMILY				
NAME		RELATIONSHIP	AGE	BIRTHPLACE
Wife		W	30	
Child		D	1	

FORM 10-0-30

1910 CENSUS INDEX - FAMILY

U. S. DEPARTMENT OF COMMERCE
BUREAU OF THE CENSUS

TEXAS

W 300		HEAD OF FAMILY		Wood William E.		E.D.	SHEET
COLOR	W	AGE	29	BIRTHPLACE		VOL.	5
COUNTY			Bastrop		CITY		
OTHER MEMBERS OF FAMILY							
NAME				RELATIONSHIP	AGE	BIRTHPLACE	
Lucy				W	20		
- - - - -				S	4		
- - - - -							
- - - - -							
- - - - -							
- - - - -							
- - - - -							
- - - - -							
- - - - -							
- - - - -							

FORM 10-636

1970 CENSUS INDEX - FAMILY

U.S. DEPARTMENT OF COMMERCE
BUREAU OF THE CENSUS

TEXAS

TEXAS

16300	HEAD OF FAMILY		White Wm E	E.D. 3	SHEET 9
COLOR W	AGE 55	BIRTHPLACE Ga		VOL. 3	
COUNTY		Anchor		CITY	
OTHER MEMBERS OF FAMILY					
NAME		RELATIONSHIP	AGE	BIRTHPLACE	
Mrs. Elizabeth		w	57	Ga	
Jettie E		S	34	Ala	
Edward		S	18		

FORM 10-636
1910 CENSUS INDEX - FAMILY

U. S. DEPARTMENT OF COMMERCE
BUREAU OF THE CENSUS

TEXAS

W300	HEAD OF FAMILY White William E.		F. D. 35	SHEET 33
COLOR W	AGE 48	BIRTHPLACE Clay	VOL. 24	
COUNTY		CITY		
OTHER MEMBERS OF FAMILY				
	NAME	RELATIONSHIP	AGE	BIRTHPLACE
	Nancy	D	48	La
	Calie	D	26	
	William C	S	17	
	Ada B	D	15	
	Ed E	S	14	
	Charlie R	S	11	
	Effie M	D	9	

FORM 10 636
1910 CENSUS INDEX - FAMILY.

U. S. DEPARTMENT OF COMMERCE
BUREAU OF THE CENSUS

TEXAS

<i>W 500</i>	HEAD OF FAMILY <i>White William E.</i>		E.D. <i>59</i>	SHEET <i>44</i>
COLOR <i>W</i>	AGE <i>20</i>	BIRTHPLACE <i>La</i>	VOL. <i>76</i>	
COUNTY Hopkins		CITY		
OTHER MEMBERS OF FAMILY				
NAME		RELATIONSHIP	AGE	BIRTHPLACE
<i>Maggie</i>		<i>W</i>	<i>23</i>	

FORM 10-636
1910 CENSUS INDEX - FAMILY

U.S. DEPARTMENT OF COMMERCE
BUREAU OF THE CENSUS

TEXAS

W 300	HEAD OF FAMILY		E.D.	SHEET
	W. K. Williams E		39	389
COLOR	AGE	BIRTHPLACE	VOL.	
W	45	N.Y.	34	
COUNTY		CITY		
Dallas		Dallas		
OTHER MEMBERS OF FAMILY				
NAME		RELATIONSHIP	AGE	BIRTHPLACE
- 1 Iida E		W	45	N.Y.
Sterling William M		F L	23	N.Y.

FORM 10-636
1910 CENSUS INDEX - FAMILY

U.S. DEPARTMENT OF COMMERCE
BUREAU OF THE CENSUS

TEXAS

W300	NAME OF INDIVIDUAL		E.D.	SHEET
	W. L. LITTLE		26	37
COLOR	AGE	BIRTHPLACE	VOL.	
W	51	Dallas	34	
COUNTY	Dallas	CITY	Dallas	
ENUMERATED WITH				
L. L. LITTLE, Nancy A.				
RELATIONSHIP TO ABOVE				
<input type="checkbox"/> SON	<input type="checkbox"/> NEPHEW	<input type="checkbox"/> STEPSON		
<input type="checkbox"/> DAUGHTER	<input type="checkbox"/> NIECE	<input type="checkbox"/> STEPDAUGHTER		
<input type="checkbox"/> BROTHER	<input type="checkbox"/> FATHER-IN-LAW	<input type="checkbox"/> COUSIN		
<input type="checkbox"/> SISTER	<input type="checkbox"/> MOTHER-IN-LAW	<input type="checkbox"/> HIRED MAN		
<input type="checkbox"/> FATHER	<input type="checkbox"/> SON-IN-LAW	<input checked="" type="checkbox"/> ROOMER		
<input type="checkbox"/> MOTHER	<input type="checkbox"/> DAUGHTER-IN-LAW	<input type="checkbox"/> SERVANT		
<input type="checkbox"/> GRANDSON	<input type="checkbox"/> BROTHER-IN-LAW	<input type="checkbox"/> OTHER (Specify)		
<input type="checkbox"/> GRANDDAUGHTER	<input type="checkbox"/> SISTER-IN-LAW			
<input type="checkbox"/> GRANDCHILD	<input type="checkbox"/> ORPHAN			

FORM 10-637

1910 CENSUS INDEX - INDIVIDUAL

U.S. DEPARTMENT OF COMMERCE
BUREAU OF THE CENSUS

TEXAS

U300	NAME OF INDIVIDUAL		E.O.	SHEET
	W. L. White		74	121
COLOR	AGE	BIRTHPLACE	VOL.	
W	33	Ill.	10	
COUNTY	CITY			
Bexar	San Antonio			
ENUMERATED WITH				
P. C. White				
RELATIONSHIP TO ABOVE				
<input type="checkbox"/> SON	<input type="checkbox"/> NEPHEW	<input type="checkbox"/> STEPSON		
<input type="checkbox"/> DAUGHTER	<input type="checkbox"/> NIECE	<input type="checkbox"/> STEPDAUGHTER		
<input type="checkbox"/> BROTHER	<input type="checkbox"/> FATHER-IN-LAW	<input type="checkbox"/> COUSIN		
<input type="checkbox"/> SISTER	<input type="checkbox"/> MOTHER-IN-LAW	<input type="checkbox"/> HUSBAND		
<input type="checkbox"/> FATHER	<input type="checkbox"/> SON-IN-LAW	<input checked="" type="checkbox"/> ROOMER		
<input type="checkbox"/> MOTHER	<input type="checkbox"/> DAUGHTER-IN-LAW	<input type="checkbox"/> SERVANT		
<input type="checkbox"/> GRANDSON	<input type="checkbox"/> BROTHER-IN-LAW	<input type="checkbox"/> OTHER (Specify)		
<input type="checkbox"/> GRANDDAUGHTER	<input type="checkbox"/> SISTER-IN-LAW			
<input type="checkbox"/> GRANDCHILD	<input type="checkbox"/> ORPHAN			

FORM 10 637

1910 CENSUS INDEX - INDIVIDUAL

U.S. DEPARTMENT OF COMMERCE
BUREAU OF THE CENSUS

TEXAS

a 300		HEAD OF FAMILY		W. White Wm. E.		E.D.	SHEET
14		36		BIRTHPLACE		14	530
COLOR	W	AGE	BIRTHPLACE		VOL.		
10		Bexar		CITY		San Antonio	
OTHER MEMBERS OF FAMILY							
NAME		RELATIONSHIP		AGE		BIRTHPLACE	
L. J.		18		...	
...		
...		
...		
...		
...		
...		

FORM 10 636
1910 CENSUS INDEX - FAMILY

U.S. DEPARTMENT OF COMMERCE
BUREAU OF THE CENSUS

TEXAS

HEAD OF FAMILY		E.D.		SHEET	
111		111		99	
COLOR	AGE	BIRTHPLACE		VOL.	
111	11	111		11	
COUNTY		CITY			
Haskell					
OTHER MEMBERS OF FAMILY					
NAME		RELATION SHIP	AGE	BIRTHPLACE	
Lester A.		11	11		
Henry W.		"	11		
John E.		"	11		
James M.		"	11		

FORM 10 638
1910 CENSUS INDEX - FAMILY

U S DEPARTMENT OF COMMERCE
BUREAU OF THE CENSUS

TEXAS

W300	NAME OF INDIVIDUAL <i>Wood Wm E</i>		E.D. <i>110</i>	SHEET <i>82</i>
COLOR <i>W</i>	AGE <i>31</i>	BIRTHPLACE <i>Eng</i>	VOL. <i>129</i>	
COUNTY <i>Tarrant</i>		CITY <i>Fort Worth</i>		
ENUMERATED WITH		<i>Bedford John W</i>		
RELATIONSHIP TO ABOVE				
<input type="checkbox"/> SON	<input type="checkbox"/> NEPHEW	<input type="checkbox"/> STEPSON		
<input type="checkbox"/> DAUGHTER	<input type="checkbox"/> NIECE	<input type="checkbox"/> STEPDAUGHTER		
<input type="checkbox"/> BROTHER	<input type="checkbox"/> FATHER-IN-LAW	<input type="checkbox"/> COUSIN		
<input type="checkbox"/> SISTER	<input type="checkbox"/> MOTHER-IN-LAW	<input type="checkbox"/> HIRED MAN		
<input type="checkbox"/> FATHER	<input type="checkbox"/> SON-IN-LAW	<input checked="" type="checkbox"/> ROOMER		
<input type="checkbox"/> MOTHER	<input type="checkbox"/> DAUGHTER-IN-LAW	<input type="checkbox"/> SERVANT		
<input type="checkbox"/> GRANDSON	<input type="checkbox"/> BROTHER-IN-LAW	<input type="checkbox"/> OTHER (Specify)		
<input type="checkbox"/> GRANDDAUGHTER	<input type="checkbox"/> SISTER-IN-LAW			
<input type="checkbox"/> GRANDCHILD	<input type="checkbox"/> ORPHAN			

FORM 10 637
1910 CENSUS INDEX - INDIVIDUAL

U S DEPARTMENT OF COMMERCE
BUREAU OF THE CENSUS

TEXAS

W 300	HEAD OF FAMILY		E.D.	SHEET
	Waddy, Wm. O.		66	7
COLOR	AGE	BIRTHPLACE	VOL.	
W	36	Mo.	32	
COUNTY		CITY		
Cottle				
OTHER MEMBERS OF FAMILY				
NAME		RELATIONSHIP	AGE	BIRTHPLACE
Mollie C.		W	30	Ky.
William E.		A	9	Mo.
Curtis E.		S	5	Kans.
William W.		S	1 1/2	La.
Catherine		S	1/2	

FORM 10 036

1910 CENSUS INDEX - FAMILY

U. S. DEPARTMENT OF COMMERCE
BUREAU OF THE CENSUS

TEXAS

10300	HEAD OF FAMILY <i>John W. Williams</i>		E.D. 9	SHEET 4
COLOR <i>W</i>	AGE <i>28</i>	BIRTHPLACE		VOL. <i>16</i>
COUNTY <i>Callahan</i>		CITY <i>David</i>		
OTHER MEMBERS OF FAMILY				
NAME		RELATIONSHIP	AGE	BIRTHPLACE
<i>William</i>		<i>W</i>	<i>24</i>	
<i>Arthur</i>		<i>S</i>	<i>3</i>	
<i>John</i>		<i>D</i>	<i>2</i>	
<i>William</i>		<i>S</i>	<i>8 1/2</i>	

FORM 10-636
1910 CENSUS INDEX - FAMILY

U.S. DEPARTMENT OF COMMERCE
BUREAU OF THE CENSUS

TEXAS

16306	HEAD OF FAMILY W. H. Hute		William E	E. D. 131	SHEET 358
COLOR W	AGE 3	BIRTHPLACE N.E.		VOL. 65	
COUNTY Hardeman			CITY		
OTHER MEMBERS OF FAMILY					
NAME		RELATIONSHIP	AGE	BIRTHPLACE	
Virgil		W	23	Geo.	
Homer		S	2		
James		S	10/12		

FORM 10 636
1910 CENSUS INDEX - FAMILY

U. S. DEPARTMENT OF COMMERCE
BUREAU OF THE CENSUS

TEXAS

HEAD OF FAMILY: <i>White, William E</i>		E.D. <i>50</i>	SHEET <i>54</i>
COLOR <i>W</i>	AGE <i>62</i>	BIRTHPLACE	
COUNTY <i>Harris</i>		CITY <i>Houston</i>	
OTHER MEMBERS OF FAMILY			
NAME	RELATIONSHIP	AGE	BIRTHPLACE
<i>E E ... S</i>	<i>W</i>	<i>54</i>	

FORM 10-636
1910 CENSUS INDEX - FAMILY

U.S. DEPARTMENT OF COMMERCE
BUREAU OF THE CENSUS

TEXAS

W 300	HEAD OF FAMILY White Wm D. H.		E. D. 34	SHEET 24
COLOR W	AGE 58	BIRTHPLACE ala	VOL. 32	
COUNTY Coryell		CITY		
OTHER MEMBERS OF FAMILY				
NAME		RELATIONSHIP	AGE	BIRTHPLACE
Arthur M		W	48	Ten
James O		S	27	
Walter J		S	27	
Eddie J		S	18	
Foss F		D	16	
Minnie M		D	14	
Dottie A		D	8	

FORM 10-636
1910 CENSUS INDEX - FAMILY

U. S. DEPARTMENT OF COMMERCE
BUREAU OF THE CENSUS

TEXAS

W300	NAME OF INDIVIDUAL W. L. Williams D		E.D. 190	SHEET 119
COLOR W	AGE 60	BIRTHPLACE Mo	VOL. 110	
COUNTY Parmer		CITY		
ENUMERATED WITH Daughter, Orlan H.				
RELATIONSHIP TO ABOVE				
<input type="checkbox"/> SON	<input type="checkbox"/> NEPHEW	<input type="checkbox"/> STEPSON		
<input type="checkbox"/> DAUGHTER	<input type="checkbox"/> NIECE	<input type="checkbox"/> STEPDAUGHTER		
<input type="checkbox"/> BROTHER	<input type="checkbox"/> FATHER-IN-LAW	<input type="checkbox"/> COUSIN		
<input type="checkbox"/> SISTER	<input type="checkbox"/> MOTHER-IN-LAW	<input type="checkbox"/> HIRED MAN		
<input type="checkbox"/> FATHER	<input type="checkbox"/> SON-IN-LAW	<input type="checkbox"/> ROOMER		
<input type="checkbox"/> MOTHER	<input type="checkbox"/> DAUGHTER-IN-LAW	<input type="checkbox"/> SERVANT		
<input type="checkbox"/> GRANDSON	<input type="checkbox"/> BROTHER-IN-LAW	<input type="checkbox"/> OTHER (Specify)		
<input type="checkbox"/> GRANDDAUGHTER	<input type="checkbox"/> SISTER-IN-LAW			
<input type="checkbox"/> GRANDCHILD	<input type="checkbox"/> ORPHAN			

FORM 10-637
1910 CENSUS INDEX - INDIVIDUAL

U. S. DEPARTMENT OF COMMERCE
BUREAU OF THE CENSUS

TEXAS

HEAD OF FAMILY		Wife - William J		B.D.	SHEET
COLOR	AGE	BIRTHPLACE		2/24/37	
W	70			VOL.	195
COUNTY			Wise	CITY	
OTHER MEMBERS OF FAMILY					
NAME		RELATIONSHIP	AGE	BIRTHPLACE	
Sona		W	37	Texas	
Wither		S	7		
Avery		D	5		
Moria		W	3		
Infant		S	5		

FORM 10 636
1910 CENSUS INDEX - FAMILY

U S DEPARTMENT OF COMMERCE
BUREAU OF THE CENSUS

TEXAS

11300		HEAD OF FAMILY <i>White</i>		E.D. 12	SHEET 290
COLOR <i>W</i>	AGE 41	BIRTHPLACE <i>Ark</i>		VOL. 7d	
COUNTY Henderson			CITY <i>Athens</i>		
OTHER MEMBERS OF FAMILY					
NAME		RELATIONSHIP	AGE	BIRTHPLACE	
<i>Barbara</i>		<i>D</i>	<i>17</i>		
<i>Paul</i>		<i>S</i>	<i>18</i>	<i>Ark</i>	
<i>William</i>		<i>S</i>	<i>11</i>	<i>Ark</i>	
<i>Walter</i>		<i>S</i>	<i>1</i>	<i>Ark</i>	

TEXAS

W 300		NAME OF INDIVIDUAL White William D		E.O.	SHEET
COLOR W	AGE 30	BIRTHPLACE Ala		29	6
COUNTY Dallas		CITY Dallas			
VOL. 33					
ENUMERATED WITH No Head Given					
RELATIONSHIP TO ABOVE					
<input type="checkbox"/> SON	<input type="checkbox"/> NEPHEW	<input type="checkbox"/> STEPSON			
<input type="checkbox"/> DAUGHTER	<input type="checkbox"/> NIECE	<input type="checkbox"/> STEPDAUGHTER			
<input type="checkbox"/> BROTHER	<input type="checkbox"/> FATHER-IN-LAW	<input type="checkbox"/> COUSIN			
<input type="checkbox"/> SISTER	<input type="checkbox"/> MOTHER-IN-LAW	<input type="checkbox"/> HIRED MAN			
<input type="checkbox"/> FATHER	<input type="checkbox"/> SON-IN-LAW	<input checked="" type="checkbox"/> ROOMER			
<input type="checkbox"/> MOTHER	<input type="checkbox"/> DAUGHTER-IN-LAW	<input type="checkbox"/> SERVANT			
<input type="checkbox"/> GRANDSON	<input type="checkbox"/> BROTHER-IN-LAW	<input type="checkbox"/> OTHER (Specify)			
<input type="checkbox"/> GRANDDAUGHTER	<input type="checkbox"/> SISTER-IN-LAW				
<input type="checkbox"/> GRANDCHILD	<input type="checkbox"/> ORPHAN				

FORM 10 637

1910 CENSUS INDEX - INDIVIDUAL

U. S. DEPARTMENT OF COMMERCE
BUREAU OF THE CENSUS

TEXAS

6300		HEAD OF FAMILY Parade William D.		E.D.	SHEET
COLOR W	AGE 47	BIRTHPLACE Ark		154	552
COUNTY Shelby			CITY		
OTHER MEMBERS OF FAMILY:					
NAME		RELATION- SHIP	AGE	BIRTHPLACE	
Mary		-W	37	Ga	
Annie B		40	17	La	

FORM 10-636
1910 CENSUS INDEX - FAMILY

U. S. DEPARTMENT OF COMMERCE
BUREAU OF THE CENSUS

TEXAS

1300		NAME OF INDIVIDUAL		E.D.	SHEET
W		Wood, William W.		25	38
COLOR	AGE	BIRTHPLACE	VOL.		
W	63	La	48		
COUNTY		CITY			
-		Erath			
ENUMERATED WITH					
Carter, Jacob A.					
RELATIONSHIP TO ABOVE					
<input type="checkbox"/> SON	<input type="checkbox"/> NEPHEW	<input type="checkbox"/> STEPSON			
<input type="checkbox"/> DAUGHTER	<input type="checkbox"/> NIECE	<input type="checkbox"/> STEPDAUGHTER			
<input type="checkbox"/> BROTHER	<input type="checkbox"/> FATHER-IN-LAW	<input type="checkbox"/> COUSIN			
<input type="checkbox"/> SISTER	<input type="checkbox"/> MOTHER-IN-LAW	<input type="checkbox"/> HIRED MAN			
<input type="checkbox"/> FATHER	<input type="checkbox"/> SON-IN-LAW	<input type="checkbox"/> ROOMER			
<input type="checkbox"/> MOTHER	<input type="checkbox"/> DAUGHTER-IN-LAW	<input type="checkbox"/> SERVANT			
<input type="checkbox"/> GRANDSON	<input type="checkbox"/> BROTHER-IN-LAW	<input checked="" type="checkbox"/> OTHER (Specify)			
<input type="checkbox"/> GRANDDAUGHTER	<input type="checkbox"/> SISTER-IN-LAW				
<input type="checkbox"/> GRANDCHILD	<input type="checkbox"/> ORPHAN				
			30		

FORM 10 637
1910 CENSUS INDEX - INDIVIDUAL

U. S. DEPARTMENT OF COMMERCE
BUREAU OF THE CENSUS

TEXAS

141300		HEAD OF FAMILY		L. H. W. D.		E.D.	SHEET
COLOR	W	AGE	31	BIRTHPLACE	Ark.	9	9
COUNTY	Concho			CITY		VOL. 30	
OTHER MEMBERS OF FAMILY							
	NAME	RELATIONSHIP	AGE	BIRTHPLACE			
	Lamarious	W	27	Ark.			
	Etta	D	7				
	Conna	S	5				
	Zella	D	4				
	James	S	2	Ark.			
	Mary	D	3				
			12				

FORM 10 636
1910 CENSUS INDEX - FAMILY

U. S. DEPARTMENT OF COMMERCE
BUREAU OF THE CENSUS

TEXAS

6200		HEAD OF FAMILY		Wyatt - William D		E.D.	SHEET
COLOR	AGE	BIRTHPLACE				15	2
(W)	39	Ky				VOL.	8
COUNTY				Bell	CITY		
OTHER MEMBERS OF FAMILY							
NAME		RELATIONSHIP	AGE	BIRTHPLACE			
Mary L		W	39				
Jackson R		S	16				
Charley D		S	14				
Owen L		D	10				

FORM 10-636
1910 CENSUS INDEX - FAMILY

U. S. DEPARTMENT OF COMMERCE
BUREAU OF THE CENSUS

TEXAS

10300		NAME OF INDIVIDUAL Lloyd William D		E.D. 65 1/4	SHEET
COLOR W	AGE 57	BIRTHPLACE La		VOL. 64	
COUNTY Hamilton		CITY Hamilton			
ENUMERATED WITH McKinley Thos L.					
RELATIONSHIP TO ABOVE					
<input type="checkbox"/> SON	<input type="checkbox"/> NEPHEW	<input type="checkbox"/> STEPSON			
<input type="checkbox"/> DAUGHTER	<input type="checkbox"/> NIECE	<input type="checkbox"/> STEPDAUGHTER			
<input type="checkbox"/> BROTHER	<input checked="" type="checkbox"/> FATHER-IN-LAW	<input type="checkbox"/> COUSIN			
<input type="checkbox"/> SISTER	<input type="checkbox"/> MOTHER-IN-LAW	<input type="checkbox"/> HIRED MAN			
<input type="checkbox"/> FATHER	<input type="checkbox"/> SON-IN-LAW	<input type="checkbox"/> ROOMER			
<input type="checkbox"/> MOTHER	<input type="checkbox"/> DAUGHTER-IN-LAW	<input type="checkbox"/> SERVANT			
<input type="checkbox"/> GRANDSON	<input type="checkbox"/> BROTHER-IN-LAW	<input type="checkbox"/> OTHER (Specify)			
<input type="checkbox"/> GRANDDAUGHTER	<input type="checkbox"/> SISTER-IN-LAW				
<input type="checkbox"/> GRANDCHILD	<input type="checkbox"/> ORPHAN				

FORM 10-637
1910 CENSUS INDEX - INDIVIDUAL

U. S. DEPARTMENT OF COMMERCE
BUREAU OF THE CENSUS

TEXAS

W300		HEAD OF FAMILY		E. D.		SHEET	
COLOR		AGE		BIRTHPLACE		VOL.	
W		55		Jefferson		J2	
COUNTY				CITY			
Jefferson				Deer Creek			
OTHER MEMBERS OF FAMILY							
NAME		RELATIONSHIP		AGE		BIRTHPLACE	
Mary R.		W.		45		Tulsa	
Richard P.		S.		12			

FORM 10-636
 1910 CENSUS INDEX - FAMILY

U. S. DEPARTMENT OF COMMERCE
 BUREAU OF THE CENSUS

TEXAS

HEAD OF FAMILY		S.D.		SHEET	
Wilson		Hall, William C.		112 32	
COLOR	AGE	BIRTHPLACE		Vol.	
				106	
COUNTY			CITY		
Mott					
OTHER MEMBERS OF FAMILY					
NAME		RELATIONSHIP	AGE	BIRTHPLACE	
William		W	48	Mott	
Charles		"	20		
John		D	11		
Mary		D	12		
James		D	9		

FORM 10 636
1910 CENSUS INDEX - FAMILY

U.S. DEPARTMENT OF COMMERCE
BUREAU OF THE CENSUS

TEXAS

W 300	NAME OF INDIVIDUAL White William C		E.D. 142	SHEET 367
COLOR W	AGE 75	BIRTHPLACE Va	VOL. 101	
COUNTY Matagorda		CITY		
ENUMERATED WITH		Cates Sam W		
RELATIONSHIP TO ABOVE				
<input type="checkbox"/> SON	<input type="checkbox"/> NEPHEW	<input type="checkbox"/> STEPSON		
<input type="checkbox"/> DAUGHTER	<input type="checkbox"/> NIECE	<input type="checkbox"/> STEPDAUGHTER		
<input type="checkbox"/> BROTHER	<input type="checkbox"/> FATHER-IN-LAW	<input type="checkbox"/> COUSIN		
<input type="checkbox"/> SISTER	<input type="checkbox"/> MOTHER-IN-LAW	<input type="checkbox"/> HIRED MAN		
<input type="checkbox"/> FATHER	<input type="checkbox"/> SON-IN-LAW	<input checked="" type="checkbox"/> ROOMER		
<input type="checkbox"/> MOTHER	<input type="checkbox"/> DAUGHTER-IN-LAW	<input type="checkbox"/> SERVANT		
<input checked="" type="checkbox"/> GRANDSON	<input type="checkbox"/> BROTHER-IN-LAW	<input type="checkbox"/> OTHER (Specify)		
<input type="checkbox"/> GRANDDAUGHTER	<input type="checkbox"/> SISTER-IN-LAW			
<input type="checkbox"/> GRANDCHILD	<input type="checkbox"/> ORPHAN			

FORM 10 637

1910 CENSUS INDEX - INDIVIDUAL

U. S. DEPARTMENT OF COMMERCE
BUREAU OF THE CENSUS

TEXAS

W300	NAME OF INDIVIDUAL <i>White, William C</i>		E.D. 131	SHEET 309
COLOR <i>W</i>	AGE 31	BIRTHPLACE		VOL. 119
COUNTY	Sabine		CITY	
ENUMERATED WITH <i>Davidson, William R</i>				
RELATIONSHIP TO ABOVE				
<input type="checkbox"/> SON	<input type="checkbox"/> NEPHEW	<input type="checkbox"/> STEPSON		
<input type="checkbox"/> DAUGHTER	<input type="checkbox"/> NIECE	<input type="checkbox"/> STEPDAUGHTER		
<input type="checkbox"/> BROTHER	<input type="checkbox"/> FATHER-IN-LAW	<input type="checkbox"/> COUSIN		
<input type="checkbox"/> SISTER	<input type="checkbox"/> MOTHER-IN-LAW	<input type="checkbox"/> HIRED MAN		
<input type="checkbox"/> FATHER	<input checked="" type="checkbox"/> SON-IN-LAW	<input type="checkbox"/> ROOMER		
<input type="checkbox"/> MOTHER	<input type="checkbox"/> DAUGHTER-IN-LAW	<input type="checkbox"/> SERVANT		
<input type="checkbox"/> GRANDSON	<input type="checkbox"/> BROTHER-IN-LAW	<input type="checkbox"/> OTHER (Specify)		
<input type="checkbox"/> GRANDDAUGHTER	<input type="checkbox"/> SISTER-IN-LAW			
<input type="checkbox"/> GRANDCHILD	<input type="checkbox"/> ORPHAN			

FORM 10-637
1910 CENSUS INDEX - INDIVIDUAL

U.S. DEPARTMENT OF COMMERCE
BUREAU OF THE CENSUS

TEXAS

W-300	HEAD OF FAMILY White William C		E.D. 266	SHEET 78
COLOR W	AGE 50	BIRTHPLACE ala.	VOL. 133.	
COUNTY -	TAYLOR		CITY AUSTIN	
- OTHER MEMBERS OF FAMILY				
	NAME	RELATIONSHIP	AGE	BIRTHPLACE
	Sarah	W	48	
	Gran	S	23	
	Bennie	S	16	
	Lambert	S	9	
	Henry	H	31	

FORM 10-636
1910 CENSUS INDEX - FAMILY

U. S. DEPARTMENT OF COMMERCE
BUREAU OF THE CENSUS

TEXAS

W 300		HEAD OF FAMILY		Hood, William C.		E.D.	SHEET
W		AGE	BIRTHPLACE		VOL.		
		49			50		
COUNTY	Elroy			CITY			
OTHER MEMBERS OF FAMILY							
	NAME	RELATIONSHIP	AGE	BIRTHPLACE			
	Mervine	W	48				
	Jesse	D	20	Okla.			
	Hensava	D	16				
	William	S	12				
	Alice	D	10				
	Susie	D	6				

FORM 10-636
1910 CENSUS INDEX - FAMILY

U. S. DEPARTMENT OF COMMERCE
BUREAU OF THE CENSUS

TEXAS

10300	HEAD OF FAMILY Watt William		E.D. 30	SHEET 182
COLOR B	AGE 34	BIRTHPLACE La.	VOL. 33	
COUNTY -	CITY Dallas		CITY Dallas	
OTHER MEMBERS OF FAMILY				
	NAME	RELATIONSHIP	AGE	BIRTHPLACE
1	Bertha	W	26	La.
1	Mildred	D	5	
	Ida	D	2	

FORM 10 636
1910 CENSUS INDEX - FAMILYU.S. DEPARTMENT OF COMMERCE
BUREAU OF THE CENSUS

TEXAS

W300	NAME OF INDIVIDUAL Wood William C		E.O. 145	SHEET 60
COLOR W	AGE 67	BIRTHPLACE Ala	VECT 86	
COUNTY Jones			CITY	
ENUMERATED WITH Wood John				
RELATIONSHIP TO ABOVE				
<input type="checkbox"/> SON	<input type="checkbox"/> NEPHEW	<input type="checkbox"/> STEPSON		
<input type="checkbox"/> DAUGHTER	<input type="checkbox"/> NIECE	<input type="checkbox"/> STEPDAUGHTER		
<input type="checkbox"/> BROTHER	<input type="checkbox"/> FATHER-IN-LAW	<input type="checkbox"/> COUSIN		
<input type="checkbox"/> SISTER	<input type="checkbox"/> MOTHER-IN-LAW	<input type="checkbox"/> HIRED MAN		
<input type="checkbox"/> FATHER	<input type="checkbox"/> SON-IN-LAW	<input checked="" type="checkbox"/> ROOMER		
<input type="checkbox"/> MOTHER	<input type="checkbox"/> DAUGHTER-IN-LAW	<input type="checkbox"/> SERVANT		
<input type="checkbox"/> GRANDSON	<input type="checkbox"/> BROTHER-IN-LAW	<input type="checkbox"/> OTHER (Specify)		
<input type="checkbox"/> GRANDDAUGHTER	<input type="checkbox"/> SISTER-IN-LAW			
<input type="checkbox"/> GRANDCHILD	<input type="checkbox"/> ORPHAN			

FORM 10-637
1910 CENSUS INDEX - INDIVIDUALU.S. DEPARTMENT OF COMMERCE
BUREAU OF THE CENSUS

TEXAS

10-50		HEAD OF FAMILY		E.O.	SHEET
		Wade, Wm. C.		27	21
COLOR	AGE	BIRTHPLACE		VOL.	
	36	L...		27	
COUNTY	Dallin		CITY		
OTHER MEMBERS OF FAMILY					
	NAME	RELATIONSHIP	AGE	BIRTHPLACE	
	Wade, Wm. C.	H	36		
	Wade, ...	W	14		
	Wade, ...	W	13		
	Wade, ...	W	11		
	Wade, ...	W	9		
	Wade, ...	W	14/2		

FORM 10 636
1910 CENSUS INDEX - FAMILY

U. S. DEPARTMENT OF COMMERCE
BUREAU OF THE CENSUS

TEXAS

112300	HEAD OF FAMILY		Wheat, Wm. C.		B.O.	SHEET
COLOR	W	AGE	56	BIRTHPLACE	MO.	36
COUNTY	Collin			CITY	Farmersville	
OTHER MEMBERS OF FAMILY						
NAME			RELATIONSHIP	AGE	BIRTHPLACE	
None						

FORM 10 636
1910 CENSUS INDEX - FAMILY

U. S. DEPARTMENT OF COMMERCE
BUREAU OF THE CENSUS

TEXAS

W300	HEAD OF FAMILY		Wood, William C.	E.D.	SHEET
				135	263
COLOR	AGE	BIRTHPLACE		VOL.	
W	40	Mo.		47	
COUNTY	EMIS		CITY		
			Emmis		
OTHER MEMBERS OF FAMILY					
NAME		RELATION- SHIP	AGE	BIRTHPLACE	
Alatren		W	35		
Bede		D	16		
Elmore		D	14		
Lee		S	12		
O. P. Lee		D	9		
L. Lee		S	5		
L. Lee		D	3		

FORM NO. 232

1910 CENSUS INDEX - FAMILY

U. S. DEPARTMENT OF COMMERCE
BUREAU OF THE CENSUS

TEXAS

10381	HEAD OF FAMILY Wm. C. Swisher		E.O. 212	SHEET 135
COLOR W	AGE 31	BIRTHPLACE		VOL. 132
COUNTY Swisher		CITY		
OTHER MEMBERS OF FAMILY				
	NAME	RELATIONSHIP	AGE	BIRTHPLACE
	Wife	W	28	
	Daughter	D	12	
	Stratton Mayall	Sh	67	Ky

FORM 10 636
1910 CENSUS INDEX - FAMILY

U S DEPARTMENT OF COMMERCE
BUREAU OF THE CENSUS

TEXAS

U-300	HEAD OF FAMILY		E.D.	SHEET
	White William C.		115	435
COLOR	AGE	BIRTHPLACE	VOL.	
W	28		112	
COUNTY	CITY			
Orange	-			
OTHER MEMBERS OF FAMILY				
NAME		RELATIONSHIP	AGE	BIRTHPLACE
/ Susie		W	22	
/ Martha		D	2	
/ No				

FORM 10-636

1910 CENSUS INDEX - FAMILY

U S DEPARTMENT OF COMMERCE
BUREAU OF THE CENSUS

TEXAS

W 300		HEAD OF FAMILY		E.D.		SHEET	
COLOR		AGE		BIRTHPLACE		VOL.	
-w		37		Tex		112	
COUNTY Orange				CITY Orange			
OTHER MEMBERS OF FAMILY							
NAME		RELATIONSHIP	AGE	BIRTHPLACE			
John		H	37	Tex			
Mary		W	30	Tex			
William		S	6	Tex			
Lillian		D	5	Tex			
James		S	3	Tex			

FORM 10 636
 1910 CENSUS INDEX - FAMILY

U S. DEPARTMENT OF COMMERCE
 BUREAU OF THE CENSUS

TEXAS

60300		HEAD OF FAMILY		White William C		E.D.	SHEET
COLOR	W	AGE	39	BIRTHPLACE	N. Car	25	8
COUNTY	1		Childress	CITY	Childress	VOL.	21
OTHER MEMBERS OF FAMILY							
NAME		RELATIONSHIP	AGE	BIRTHPLACE			
Ella P		W	40	Tenn			
Charles J		S	17				
Marvin A		S	15				
Lester L		D	12				
Leonard L		S	10				

FORM 10-636
1910 CENSUS INDEX - FAMILY

U.S. DEPARTMENT OF COMMERCE
BUREAU OF THE CENSUS

TEXAS

W300		HEAD OF FAMILY		E.D.	SHEET
COLOR	AGE	BIRTHPLACE		78	370
COUNTY	El Paso			VOL.	15
El Paso		CITY El Paso			
OTHER MEMBERS OF FAMILY					
NAME		RELATIONSHIP	AGE	BIRTHPLACE	
[Handwritten Name]		[Handwritten]	[Handwritten]	[Handwritten]	
[Handwritten Name]		[Handwritten]	[Handwritten]	[Handwritten]	
[Handwritten Name]		[Handwritten]	[Handwritten]	[Handwritten]	
[Handwritten Name]		[Handwritten]	[Handwritten]	[Handwritten]	
[Handwritten Name]		[Handwritten]	[Handwritten]	[Handwritten]	
[Handwritten Name]		[Handwritten]	[Handwritten]	[Handwritten]	
[Handwritten Name]		[Handwritten]	[Handwritten]	[Handwritten]	
[Handwritten Name]		[Handwritten]	[Handwritten]	[Handwritten]	
[Handwritten Name]		[Handwritten]	[Handwritten]	[Handwritten]	

FORM 10 636
1910 CENSUS INDEX - FAMILY

U S DEPARTMENT OF COMMERCE
BUREAU OF THE CENSUS

TEXAS

W 300	HEAD OF FAMILY		E.D.	SHEET
	Wade William C.		140	92
COLOR	AGE	BIRTHPLACE	VOL.	
W	58		119	
COUNTY	San Augustine		CITY	
OTHER MEMBERS OF FAMILY				
NAME		RELATIONSHIP	AGE	BIRTHPLACE
Mollie		W	35	
Austin		S	26	
Erma		D	9	
Annie M		D	7/12	
Phillips, Ollie		SD	16	
Buck		SS	14	
Rogers, Lula		D	35	

FORM 16-636A

1910 CENSUS INDEX - INDIVIDUAL

U.S. DEPARTMENT OF COMMERCE
BUREAU OF THE CENSUS

TEXAS

W300	HEAD OF FAMILY Whett Willie C		E.D. 125	SHEET 287
COLOR W	AGE 56	BIRTHPLACE Ind	VOL. 64	
COUNTY	Hall		CITY	
OTHER MEMBERS OF FAMILY				
NAME		RELATIONSHIP	AGE	BIRTHPLACE
Nora B.		W	46	
Lana L.		D	26	
Jehad		S	25	
Natalie L.		S	21	
Rosa L.		D	15	
Clem P.		D	13	
Jennie R.		D	9	

FORM 10-636A

1910 CENSUS INDEX - INDIVIDUAL

U.S. DEPARTMENT OF COMMERCE
BUREAU OF THE CENSUS

TEXAS

W 306	HEAD OF FAMILY Wm. W. Williams		B 91	E.O.	SHEET
COLOR W	AGE 20	BIRTHPLACE N. C.	VOL. 108		
COUNTY Navarro	CITY Cameron				
OTHER MEMBERS OF FAMILY					
NAME		RELATIONSHIP	AGE	BIRTHPLACE	
Sarah		W	37	Texas	
Michael		20	28		
P. B.					

FORM 10 636
1910 CENSUS INDEX - FAMILY

U. S. DEPARTMENT OF COMMERCE
BUREAU OF THE CENSUS

TEXAS

HEAD OF FAMILY		W. J. Williams B		E.O.	SHEET
COLOR	AGE	BIRTHPLACE		148	30
COUNTY	CITY			VOL.	81
JACK					
OTHER MEMBERS OF FAMILY					
NAME	RELATIONSHIP	AGE	BIRTHPLACE		
Anna	w	37	Mo		
Corie P	d	4			
Jack	s	1			

FORM 10 636
1910 CENSUS INDEX - FAMILY

U. S. DEPARTMENT OF COMMERCE
BUREAU OF THE CENSUS

TEXAS

W 300		HEAD OF FAMILY		White, William B.		E.D.	SHEET
COLOR	W	AGE	31	BIRTHPLACE		112	54
COUNTY	Morris			CITY		VOL.	106
OTHER MEMBERS OF FAMILY							
NAME		RELATIONSHIP	AGE	BIRTHPLACE			
Nora		W	31	ala.			
Jewell		D	6				
Millie		D	4				
Joe B.		S	2				
Eugenia		M	73	ala.			

FORM 10 636

1910 CENSUS INDEX - FAMILY

U.S. DEPARTMENT OF COMMERCE
BUREAU OF THE CENSUS

TEXAS

HEAD OF FAMILY		E.D.		SHEET	
White William B		137		26	
COLOR	AGE	BIRTHPLACE		VOL.	
W	24	Va		133	
COUNTY			CITY		
Tulsa					
OTHER MEMBERS OF FAMILY					
NAME		RELATION	AGE	BIRTHPLACE	
Lillian		W	21	Va	
Lloyd		S	16		
Lloyd		S	12		
Lloyd		S	10		
Lloyd		S	6		
Lloyd		S	3		

FORM 10 636

1910 CENSUS INDEX - FAMILY

U S DEPARTMENT OF COMMERCE
BUREAU OF THE CENSUS

TEXAS

10500	HEAD OF FAMILY W. H. Williams B		E.O. 235	SHEET 118
COLOR W	AGE 25	BIRTHPLACE	VOL. 142	
COUNTY Wilbarger		CITY		
OTHER MEMBERS OF FAMILY				
NAME		RELATIONSHIP	AGE	BIRTHPLACE
W. H. Williams		H	25	
M. Williams			3	W. H. Williams
J. Williams		B	1	W. H. Williams
L. Williams		S	11	W. H. Williams

FORM 10 636

1910 CENSUS INDEX - FAMILY

U S DEPARTMENT OF COMMERCE
BUREAU OF THE CENSUS

TEXAS

W-300	HEAD OF FAMILY Wood William B.		E.D. 212	SHEET 126
COLOR W	AGE 51	BIRTHPLACE Ark	VOL. 126	
COUNTY Runnels	CITY T. Ballinger			
OTHER MEMBERS OF FAMILY				
NAME		RELATION- SHIP	AGE	BIRTHPLACE
Sara A		W	93	
Eliza B		S	29	
Cynthia M		D	19	
Pearl B		S	17	
Virginia		D	15	
and W.B.				

FORM 10 636
1910 CENSUS INDEX - FAMILY

U. S. DEPARTMENT OF COMMERCE
BUREAU OF THE CENSUS

TEXAS

6300		HEAD OF FAMILY		6300 William B		ED.	SHEET
COLOR	AGE	BIRTHPLACE		VOL.		119	
711	46	Tex		Rockwall		Rockwall	
OTHER MEMBERS OF FAMILY							
NAME		RELATIONSHIP	AGE	BIRTHPLACE			
Lucinda B		W	61				
Lena		H	21				
Frances		S	18				

FORM 10 636

1910 CENSUS INDEX - FAMILY

U. S. DEPARTMENT OF COMMERCE
BUREAU OF THE CENSUS

TEXAS

W 300	HEAD OF FAMILY		Walter William - B	E.D.	SHEET
COLOR	AGE	BIRTHPLACE		268	240
W	54	Ala		VOL.	133
COUNTY	Taylor		CITY		
OTHER MEMBERS OF FAMILY					
NAME		RELATIONSHIP	AGE	BIRTHPLACE	
Rechal A		W	32	Ala	
Essie M		D	24	Ala	
Arthur R.		S	19	/	
Lillie M		D	10		

FORM 10.636
1910 CENSUS INDEX - FAMILY

U. S. DEPARTMENT OF COMMERCE
BUREAU OF THE CENSUS

TEXAS 4

61300		HEAD OF FAMILY		W. Hite, William B		E.S.		SHEET	
COLOR		AGE		BIRTHPLACE		VOL.		714	
W		31		Ark.					
COUNTY				CITY					
San Patricio									
OTHER MEMBERS OF FAMILY									
NAME				RELATIONSHIP		AGE		BIRTHPLACE	
Lilly D				W		28		Ark.	
F. Hite, W				D		7			
Mary J				D		2			

FORM 10 636

1910 CENSUS INDEX - FAMILY

U.S. DEPARTMENT OF COMMERCE
BUREAU OF THE CENSUS

HEAD OF FAMILY		E.D.	SHEET
Watt, William B.		71	131
COLOR	AGE	VOL.	
W	45	36	
COUNTY	CITY		
Dallas	Dallas		
OTHER MEMBERS OF FAMILY			
NAME	RELATIONSHIP	AGE	BIRTHPLACE
Alvina M.	W	42	La.
William F.	S	12	Ill.
John L.	S	9	
James M.	S	3	

FORM 10 636
1910 CENSUS INDEX - FAMILY

U.S. DEPARTMENT OF COMMERCE
BUREAU OF THE CENSUS

TEXAS

W 3402		HEAD OF FAMILY		E.D.	SHEET
White William W B				38	68
COLOR	AGE	BIRTHPLACE		VOL.	
W	23			34	
COUNTY		De Witt		CITY	
OTHER MEMBERS OF FAMILY					
NAME		RELATIONSHIP	AGE	BIRTHPLACE	
William W		W	23		
Thomas L		S	1/2		

FORM 10-636

1910 CENSUS INDEX - FAMILY

U.S. DEPARTMENT OF COMMERCE
BUREAU OF THE CENSUS

TEXAS

TEXAS

L 300		HEAD OF FAMILY <i>Wood William B</i>		E.D. 242	SHEET 80
COLOR <i>W</i>	AGE <i>58</i>	BIRTHPLACE <i>Ark</i>		VOL. <i>120</i>	
COUNTY <i>Shackelford</i>			CITY		
OTHER MEMBERS OF FAMILY					
NAME		RELATION- SHIP	AGE	BIRTHPLACE	
<i>Eleanor</i>		<i>W</i>	<i>37</i>	<i>Ala</i>	
<i>Mary</i>		<i>D</i>	<i>11</i>		
<i>Charles</i>		<i>D</i>	<i>8</i>		

FORM 10 536

1910 CENSUS INDEX - FAMILY

U.S. DEPARTMENT OF COMMERCE
BUREAU OF THE CENSUS

TEXAS

W 300	HEAD OF FAMILY	White William B		E.D.	101	SHEET	297
COLOR	AGE	BIRTHPLACE		VOL.			
-W	54			109			
COUNTY	Nacogdoches			CITY			
OTHER MEMBERS OF FAMILY							
NAME		RELATIONSHIP	AGE	BIRTHPLACE			
J. Samuel		W	54	Ala			
J. Walter		S	20				

FORM 10 636
1910 CENSUS INDEX - FAMILY

U.S. DEPARTMENT OF COMMERCE
BUREAU OF THE CENSUS

TEXAS

10300		NAME OF INDIVIDUAL White, William B.		E.D. 120	SHEET 226
COLOR B	AGE 40	BIRTHPLACE		VOL. 128	
COUNTY Tarrant		CITY Fort Worth			
ENUMERATED WITH Williams, Nell					
RELATIONSHIP TO ABOVE					
<input type="checkbox"/> SON	<input type="checkbox"/> NEPHEW	<input type="checkbox"/> STEPSON			
<input type="checkbox"/> DAUGHTER	<input type="checkbox"/> NIECE	<input type="checkbox"/> STEPDAUGHTER			
<input type="checkbox"/> BROTHER	<input type="checkbox"/> FATHER-IN-LAW	<input type="checkbox"/> COUSIN			
<input type="checkbox"/> SISTER	<input type="checkbox"/> MOTHER-IN-LAW	<input type="checkbox"/> HIRED MAN			
<input type="checkbox"/> FATHER	<input type="checkbox"/> SON-IN-LAW	<input checked="" type="checkbox"/> ROOMER			
<input type="checkbox"/> MOTHER	<input type="checkbox"/> DAUGHTER-IN-LAW	<input type="checkbox"/> SERVANT			
<input type="checkbox"/> GRANDSON	<input type="checkbox"/> BROTHER-IN-LAW	<input type="checkbox"/> OTHER (Specify)			
<input type="checkbox"/> GRANDDAUGHTER	<input type="checkbox"/> SISTER-IN-LAW				
<input type="checkbox"/> GRANDCHILD	<input type="checkbox"/> ORPHAN				

FORM 10 637

1910 CENSUS INDEX - INDIVIDUAL

U. S. DEPARTMENT OF COMMERCE
BUREAU OF THE CENSUS

TEXAS

W 300	HEAD OF FAMILY Wood		William	B	E.O. 99	SHEET 289
COLOR W	AGE 66	BIRTHPLACE N.C.			VOL. 53	
COUNTY Frio	CITY					
OTHER MEMBERS OF FAMILY						
NAME	RELATIONSHIP	AGE	BIRTHPLACE			
Marion	W	61	E			
Joe E	D	36				
Alameda M	D	26				
Emma H	D	24				
John L	S	16				
q T Se						

FORM 10-636
1910 CENSUS INDEX - FAMILYU. S. DEPARTMENT OF COMMERCE
BUREAU OF THE CENSUS

TEXAS

TEXAS

W 360	HEAD OF FAMILY White William B.		E.D. 53	SHEET 74
COLOR W	AGE 40	BIRTHPLACE		VOL. 52
COUNTY Franklin		CITY		
OTHER MEMBERS OF FAMILY				
NAME		RELATIONSHIP	AGE	BIRTHPLACE
Sarah V.		W	35	La
Lutie L.		D	11	
Florence V.		D	9	
Minnie O.		D	4	

FORM 10 636
1910 CENSUS INDEX - FAMILY

U. S. DEPARTMENT OF COMMERCE
BUREAU OF THE CENSUS

TEXAS

TEXAS

W 300		HEAD OF FAMILY		White, William B		E.D.	SHEET
COLOR	W	AGE	34	BIRTHPLACE		#4	63
COUNTY				CITY	41		
				stland	Carbon		
OTHER MEMBERS OF FAMILY							
NAME		RELATIONSHIP	AGE	BIRTHPLACE			
Ola		W	20				
Faye		D	9				

FORM 10 636
1910 CENSUS INDEX - FAMILY

U.S. DEPARTMENT OF COMMERCE
BUREAU OF THE CENSUS

TEXAS

W300	HEAD OF FAMILY Wood, William B		E.D. 132	SHEET 24
COLOR W	AGE 47	BIRTHPLACE Ala	VOL. 134	
COUNTY -	Uvalde		CITY Sammon	
OTHER MEMBERS OF FAMILY				
	NAME	RELATIONSHIP	AGE	BIRTHPLACE
	Julia E	W	41	Ala
	Sterling	S	10	
	Calphid	S	5	

FORM 10 636
1910 CENSUS INDEX - FAMILY

U. S. DEPARTMENT OF COMMERCE
BUREAU OF THE CENSUS

TEXAS

10300		HEAD OF FAMILY		Wright, William B		E.D.	SHEET
COLOR	W	AGE	45	BIRTHPLACE	Miss	115	194
COUNTY	Van Zandt			CITY		VOL.	140
OTHER MEMBERS OF FAMILY							
NAME		RELATIONSHIP	AGE	BIRTHPLACE			
Carrie B		D	21				
Ray M		S	15				
Eddie E		D	10				
Joe W		S	8				

FORM 10 636
1910 CENSUS INDEX - FAMILY

U S DEPARTMENT OF COMMERCE
BUREAU OF THE CENSUS

W 300		HEAD OF FAMILY		TEXAS		[REDACTED]	
COLOR W		AGE 36		BIRTHPLACE Miss.		E.D. 32 SHEET 78	
COUNTY Williamson				CITY Taylor		VOL. 143	
OTHER MEMBERS OF FAMILY							
NAME		RELATIONSHIP		AGE		BIRTHPLACE	
Willie		W		28			
Lloyd E.		S		9			
Robert J.		S		7			
Ester		D		5			
Myrtle		D		4			
Clark William A		BL		69		Ga.	
Laudia Ed		Bo		30			

FORM 10-636A
1910 CENSUS INDEX - FAMILY

U.S. DEPARTMENT OF COMMERCE
BUREAU OF THE CENSUS

TEXAS

W 30	HEAD OF FAMILY John Williams B.		S.D. 112	SHEET 9
COLOR W	AGE 73	BIRTHPLACE A		VOL. 18
COUNTY Burnet		CITY		
OTHER MEMBERS OF FAMILY				
NAME		RELATION- SHIP	AGE	BIRTHPLACE
Laura E.		W	38	
Littie M.		D	17	
Lucy K.		D	14	
William J.		S	11	
Bertie B.		S	9	
Burrell G.		S	5	
Mary A.		D	2	

FORM 10-636A

1910 CENSUS INDEX - INDIVIDUAL

U.S. DEPARTMENT OF COMMERCE
BUREAU OF THE CENSUS

OTHER MEMBERS OF FAMILY

NAME	RELATIONSHIP	AGE	BIRTHPLACE
Leo	D	6	
Leo	D	6	
Mildred	D	4	
Leo	D	2	
Crosman, Fred	D	2	

TEXAS

W 300	HEAD OF FAMILY white, William B		E.O. 57	SHEET 442
COLOR W	AGE 58	BIRTHPLACE		VOL. 102
COUNTY Milam		CITY		
OTHER MEMBERS OF FAMILY				
	NAME	RELATIONSHIP	AGE	BIRTHPLACE
	Eric	W	31	
	Sue	D	22	
	Hollie B	D	16	
	Ellen	D	13	
	Rufus	S	67	
	James	S	11	
	Benny	D	11	

FORM 10-636A

1910 CENSUS INDEX - INDIVIDUAL

U. S. DEPARTMENT OF COMMERCE
BUREAU OF THE CENSUS

TEXAS

W300		NAME OF INDIVIDUAL Wood, William B.		E. D. 82	SHEET 122
COLOR B	AGE 24	BIRTHPLACE Gonzales		VOL. 59	
COUNTY Gonzales		CITY Gonzales			
ENUMERATED WITH Murray, John C.					
RELATIONSHIP TO ABOVE					
<input type="checkbox"/> SON	<input type="checkbox"/> NEPHEW	<input type="checkbox"/> STEPSON			
<input type="checkbox"/> DAUGHTER	<input type="checkbox"/> NIECE	<input type="checkbox"/> STEPDAUGHTER			
<input type="checkbox"/> BROTHER	<input type="checkbox"/> FATHER-IN-LAW	<input type="checkbox"/> COUSIN			
<input type="checkbox"/> SISTER	<input type="checkbox"/> MOTHER-IN-LAW	<input type="checkbox"/> HIRED MAN			
<input type="checkbox"/> FATHER	<input type="checkbox"/> SON-IN-LAW	<input checked="" type="checkbox"/> ROOMER			
<input type="checkbox"/> MOTHER	<input type="checkbox"/> DAUGHTER-IN-LAW	<input type="checkbox"/> SERVANT			
<input type="checkbox"/> GRANDSON	<input type="checkbox"/> BROTHER-IN-LAW	<input type="checkbox"/> OTHER (Specify)			
<input type="checkbox"/> GRANDDAUGHTER	<input type="checkbox"/> SISTER-IN-LAW				
<input type="checkbox"/> GRANDCHILD	<input type="checkbox"/> ORPHAN				

FORM 10-637

1910 CENSUS INDEX - INDIVIDUAL

U. S. DEPARTMENT OF COMMERCE
BUREAU OF THE CENSUS

TEXAS

W 300	HEAD OF FAMILY Wood, William B		E.O. 163	SHEET 37
COLOR w	AGE 40	BIRTHPLACE	VOL. 88	
COUNTY Kerr	CITY			
OTHER MEMBERS OF FAMILY				
NAME	RELATIONSHIP	AGE	BIRTHPLACE	
Anna	w	37		
Robert	s	7		
George	s	4		

FORM 10-239

1910-CENSUS INDEX - FAMILY

U. S. DEPARTMENT OF COMMERCE
BUREAU OF THE CENSUS

TEXAS

NAME OF INDIVIDUAL <i>W. G. Wyatt</i>		B. D. <i>1879</i>	SHEET <i>230</i>
COLOR <i>W</i>	AGE <i>53</i>	BIRTHPLACE <i>Mo</i>	VOL. <i>110</i>
COUNTY		CITY	

ENUMERATED WITH
W. G. Wyatt

RELATIONSHIP TO ABOVE
W. G. Wyatt

- SON
- DAUGHTER
- BROTHER
- SISTER
- FATHER
- MOTHER
- GRANDSON
- GRANDDAUGHTER
- GRANDCHILD

- NEPHEW
- NIECE
- FATHER-IN-LAW
- MOTHER-IN-LAW
- SON-IN-LAW
- DAUGHTER-IN-LAW
- BROTHER-IN-LAW
- SISTER-IN-LAW
- ORPHAN

- STEPSON
- STEPDAUGHTER
- COUSIN
- HIRED MAN
- ROOMER
- SERVANT
- OTHER (Specify)

FORM 10 637
1910 CENSUS INDEX - INDIVIDUAL

U. S. DEPARTMENT OF COMMERCE
BUREAU OF THE CENSUS

TEXAS

101300	HEAD OF FAMILY		W. H. Williams A	E.O.	SHEET
COLOR	AGE	BIRTHPLACE		86	106
W	33	Brinkl S.C.		VOL 94	
COUNTY	Liberty		CITY		
OTHER MEMBERS OF FAMILY					
NAME		RELATIONSHIP	AGE	BIRTHPLACE	
Katherine		W	30	Missouri	
William A Jr		S	10		
Susan J		S	8		
Robert S		S	8		
Douglas E		S	4		
Unborn		S	3/12		

FORM 10-636
1910 CENSUS INDEX - FAMILY

U S DEPARTMENT OF COMMERCE
BUREAU OF THE CENSUS

TEXAS

W300	HEAD OF FAMILY		White William A		E.D.	SHEET
COLOR	AGE	BIRTHPLACE		VOL.		
W	33	Miss		142		
COUNTY			CITY			
Wilbarger						
OTHER MEMBERS OF FAMILY						
NAME		RELATIONSHIP	AGE	BIRTHPLACE		
A. L. P		W	23			
N. K. K.		S	2			

FORM 10 636
1910 CENSUS INDEX - FAMILYU S DEPARTMENT OF COMMERCE
BUREAU OF THE CENSUS

TEXAS

W 300	HEAD OF FAMILY		E.O.	SHEET
	Wade William W		233	193
COLOR	AGE	BIRTHPLACE	VOL.	
W	34		123	
COUNTY	CITY			
Scurry				
OTHER MEMBERS OF FAMILY				
NAME		RELATIONSHIP	AGE	BIRTHPLACE
Mae		W	38	Okla
Charles W		S	4	5
Nathan L		S	3	

FORM 10-636

1930 CENSUS INDEX - FAMILY

U.S. DEPARTMENT OF COMMERCE
BUREAU OF THE CENSUS

TEXAS

W300	HEAD OF FAMILY		William A		E.D.	SHEET
COLOR	AGE	BIRTHPLACE			42	334
W	1/2	-	W		VOL.	35
COUNTY	Dallas		CITY		Dallas	
OTHER MEMBERS OF FAMILY						
NAME		RELATIONSHIP	AGE	BIRTHPLACE		
J. ...		W	36	Texas		
J. ...		S	22	Texas		
J. ...		Sr	28	Texas		

FORM 10 636
1910 CENSUS INDEX - FAMILY

U. S. DEPARTMENT OF COMMERCE
BUREAU OF THE CENSUS

TEXAS

W. 300	HEAD OF FAMILY			E.D.	SHEET
	W. W. W. A.			35	79
COLOR	AGE	BIRTHPLACE	VOL.		
W.	30	Mo	33		
COUNTY			CITY		
Dallas			Dallas		
OTHER MEMBERS OF FAMILY					
NAME		RELATIONSHIP	AGE	BIRTHPLACE	
/ Dixie		W	41	Mo	
/ Louise		Wid	19	Mo	
- / Se					

FORM 10 636
1910 CENSUS INDEX - FAMILYU.S. DEPARTMENT OF COMMERCE
BUREAU OF THE CENSUS

TEXAS

20300	HEAD OF FAMILY		White (2 m)		E.D.	SHEET
COLOR	AGE	BIRTHPLACE			701	4
	16	Tenn			VOL.	17
COUNTY	Brown			CITY		
OTHER MEMBERS OF FAMILY						
	NAME	RELATIONSHIP	AGE	BIRTHPLACE		
	White	Warrant G	20	38		
		Walter	D	12		
		Walter D	S	10		
		Ruby	D	7		
		May	D	5		
		Wesley	S	4		
		Willie	S	2		

FORM 10-636

1910 CENSUS INDEX - FAMILY

U.S. DEPARTMENT OF COMMERCE
BUREAU OF THE CENSUS

TEXAS

W 300,	HEAD OF FAMILY		E.D.	SHEET
	White, William W.		7	22
COLOR	AGE	BIRTHPLACE	VOL.	
W	33			
COUNTY	CITY			
Bexar	San Antonio			
OTHER MEMBERS OF FAMILY				
NAME	RELATIONSHIP	AGE	BIRTHPLACE	
John W.	W	31		
Anna May	D	20		
John W.	D	2		
John W.	M.S.	40	S.D.	

FORM 10 0-30

1910 CENSUS INDEX - FAMILY

U S DEPARTMENT OF COMMERCE
BUREAU OF THE CENSUS

TEXAS

1121		HEAD OF FAMILY		Wood, William A.		E.D.	SHEET
COLOR	AGE	BIRTHPLACE				162	52
W	26					VOL.	75
COUNTY		Hill,		CITY			
OTHER MEMBERS OF FAMILY							
NAME		RELATIONSHIP		AGE	BIRTHPLACE		
1 Fox		W		27			
1 Ora		D		3			

FORM 10 636
1910 CENSUS INDEX - FAMILY

U S DEPARTMENT OF COMMERCE
BUREAU OF THE CENSUS

TEXAS

HEAD OF FAMILY		W. S. WOODS, JR.		E.D.	SHEET
COLOR	AGE	BIRTHPLACE		111	169
W	40	11-0		VOL.	129
COUNTY			Tarrant	CITY	
				Fort Worth	
OTHER MEMBERS OF FAMILY					
	NAME	RELATIONSHIP	AGE	BIRTHPLACE	
1	Mattie B	W	43	↑	
	John D	S B	16	↑	
	Emmie C	M D	83	Tex	
	To				

FORM 10 636
1910 CENSUS INDEX - FAMILY

U.S. DEPARTMENT OF COMMERCE
BUREAU OF THE CENSUS

TEXAS

11300		HEAD OF FAMILY		16 white, female		E.D.	SHEET
COLOR	61	AGE	54	BIRTHPLACE	La	191	349
COUNTY	McCulloch			CITY		VOL.	46
OTHER MEMBERS OF FAMILY							
NAME	RELATIONSHIP	AGE	BIRTHPLACE				
Victoria	W	43					
Mamie	D	26					
Yvonne	S	22					
W. [unclear]	S	14					
Hellie	D	16					
Opie	S	11					

FORM 10 638
1910 CENSUS INDEX - FAMILY

U. S. DEPARTMENT OF COMMERCE
BUREAU OF THE CENSUS

TEXAS

61302		HEAD OF FAMILY		White		E.D.		SHEET	
COLOR		AGE		BIRTHPLACE		29		18	
W		24		-		VOL.		54	
COUNTY				CITY					
Freeston									
OTHER MEMBERS OF FAMILY									
NAME		RELATIONSHIP		AGE		BIRTHPLACE			
Laura		W		29		Miss			
Ray		S		5					
Edward		S		1/2					

TEXAS

W300		HEAD OF FAMILY		E.D.	SHEET
White		William A.		275	306
COLOR	AGE	BIRTHPLACE		VOL.	
W	31	Ala.		138	
COUNTY	Young		CITY		
OTHER MEMBERS OF FAMILY					
NAME		RELATIONSHIP	AGE	BIRTHPLACE	
Mattie		W	31	Ala.	
James		S	12		
G. A.		S	9		
L. A.		S	4		
L. A.		S	2		
L. A.		S			
L. A.		S			
L. A.		S			
L. A.		S			
L. A.		S			
L. A.		S			
L. A.		S			

FORM 10 636

1910 CENSUS INDEX - FAMILY

U. S. DEPARTMENT OF COMMERCE
BUREAU OF THE CENSUS

TEXAS

1-10300	HEAD OF FAMILY <i>Walter Wilborn G</i>		E.D. <i>125</i>	SHEET <i>245</i>
COLOR <i>W</i>	AGE <i>42</i>	BIRTHPLACE <i>Ill</i>	VOL. <i>47</i>	
COUNTY <i>Elis</i>	CITY <i>Palmer</i>			
OTHER MEMBERS OF FAMILY				
	NAME	RELATIONSHIP	AGE	BIRTHPLACE
7	<i>Fannie</i>	<i>W</i>	<i>37</i>	
-	<i>Bessie M.</i>	<i>D</i>	<i>18</i>	
	<i>Elth E.</i>	<i>S</i>	<i>14</i>	
	<i>Marie</i>	<i>D</i>	<i>9</i>	
	<i>Fannie L</i>	<i>D</i>	<i>2</i>	

FORM 10-636
1910 CENSUS INDEX - FAMILY

U.S. DEPARTMENT OF COMMERCE
BUREAU OF THE CENSUS

TEXAS

6300		HEAD OF FAMILY		L. H. Williams		E.D.	SHEET
COLOR	W	AGE	65	BIRTHPLACE	Mo	02	36
COUNTY	PHIL	CITY		VOL.			
OTHER MEMBERS OF FAMILY							
NAME		RELATIONSHIP	AGE	BIRTHPLACE			
Lena		W	37	La			

TEXAS

W300	HEAD OF FAMILY		White	William G.	E.D.	64	SHEET	322
COLOR	AGE	BIRTHPLACE		VOL.		67		
W	42	Miss						
COUNTY				CITY				
Harris				Houston				
OTHER MEMBERS OF FAMILY								
NAME		RELATIONSHIP	AGE	BIRTHPLACE				
Effie		L	W	42	Miss			
Thomson		B	S	22	/			
Alice		D		17	/			
Hangle		P		18	/			

FORM 10 636
1910 CENSUS INDEX - FAMILY

U. S. DEPARTMENT OF COMMERCE
BUREAU OF THE CENSUS

TEXAS

W300		HEAD OF FAMILY		Wood William A		E.D.	SHEET
COLOR	AGE	BIRTHPLACE				37	4
W	35					VOL.	90
COUNTY				CITY			
Concho							
OTHER MEMBERS OF FAMILY							
NAME		RELATIONSHIP	AGE	BIRTHPLACE			
Carrie		W	25				
Eva		D	4				
Leonard		S	3				
Lorna		D	2				
Carrie		D	3/4				
and 1 IV M							

FORM 10-636
1910 CENSUS INDEX - FAMILY

U.S. DEPARTMENT OF COMMERCE
BUREAU OF THE CENSUS

TEXAS

10 372	HEAD OF FAMILY <i>White William A</i>		E.O. <i>32</i>	SHEET <i>16</i>
COLOR <i>W.</i>	AGE <i>47</i>	BIRTHPLACE	VOL. <i>32</i>	
COUNTY Coryell		CITY		
OTHER MEMBERS OF FAMILY				
	NAME	RELATIONSHIP	AGE	BIRTHPLACE
	<i>Mammy</i>	<i>W</i>	<i>42</i>	
	<i>Harmon W.</i>	<i>S</i>	<i>20</i>	
	<i>Robert E.</i>	<i>P</i>	<i>19</i>	
	<i>Lois</i>	<i>D</i>	<i>13</i>	

FORM 10 636
1910 CENSUS INDEX - FAMILY

U. S. DEPARTMENT OF COMMERCE
BUREAU OF THE CENSUS

TEXAS

60300	HEAD OF FAMILY		W. H. Williams		E.D.	SHEET
COLOR	64	AGE	74	BIRTHPLACE	71	70
COUNTY	El Paso		CITY	El Paso	VOL.	75
OTHER MEMBERS OF FAMILY						
NAME		RELATIONSHIP	AGE	BIRTHPLACE		
Mary		W	36	Ill		
Harold James		S. S.	19	Calif		

FORM 10 636

1910 CENSUS INDEX - FAMILY

U S DEPARTMENT OF COMMERCE
BUREAU OF THE CENSUS

TEXAS

W-300		HEAD OF FAMILY			E.D.		SHEET	
COLOR W		AGE 23	BIRTHPLACE W. Va. - William G			770		30
COUNTY Robertson				CITY		VOL. 118		
OTHER MEMBERS OF FAMILY								
NAME		RELATIONSHIP	AGE	BIRTHPLACE				
Amanda E		W	49	Miss				
Tom G		S	26					
Maggie		D	18					
Mabel		D	15					
Blenn		S	13					
Net		S	7					
Harris, Carrie		D	24	Miss				

FORM 10-636A

1910 CENSUS INDEX - INDIVIDUAL

U.S. DEPARTMENT OF COMMERCE
BUREAU OF THE CENSUS

TEXAS

W 300	HEAD OF FAMILY <i>White, William A.</i>		E.D. <i>131</i>	SHEET <i>12</i>
COLOR <i>W</i>	AGE <i>55</i>	BIRTHPLACE		VOL. <i>25</i>
COUNTY <i>Coleman</i>		CITY		
OTHER MEMBERS OF FAMILY				
	NAME	RELATIONSHIP	AGE	BIRTHPLACE
	<i>Nora</i>	<i>W</i>	<i>46</i>	<i>Ark.</i>
	<i>Gery</i>	<i>D</i>	<i>24</i>	
	<i>Louise</i>	<i>D</i>	<i>22</i>	
	<i>Maudie</i>	<i>D</i>	<i>19</i>	
	<i>Willie</i>	<i>D</i>	<i>17</i>	
	<i>Ruby</i>	<i>D</i>	<i>13</i>	
	<i>Lessie</i>	<i>D</i>	<i>8</i>	

FORM 10-636A
1910 CENSUS INDEX - INDIVIDUAL

U. S. DEPARTMENT OF COMMERCE
BUREAU OF THE CENSUS

TEXAS

W300	HEAD OF FAMILY Wood William A		E.D. 169	SHEET 731
COLOR W	AGE 45	BIRTHPLACE Ala	VOL. 76	
COUNTY Hill		CITY Hubbard		
OTHER MEMBERS OF FAMILY				
	NAME	RELATIONSHIP	AGE	BIRTHPLACE
	Anna L	W	42	
	Anna L	D	21	
	Max W	S	17	
	John S	S	13	
	Engene C.	S	11	
	Walter P	S	7	
	David E.	S	3	

FORM 10-636A
1910 CENSUS INDEX - INDIVIDUAL

U. S. DEPARTMENT OF COMMERCE
BUREAU OF THE CENSUS

TEXAS

W-300		HEAD OF FAMILY		White Wm A		E.O.	SHEET
COLOR	W	AGE	41	BIRTHPLACE	Ten	59	1
COUNTY	Cooke			CITY		VOL.	31
OTHER MEMBERS OF FAMILY							
	NAME	RELATIONSHIP	AGE	BIRTHPLACE			
	Etta	W	42	Ila			
	Fresna	S	20	Ten			
	Maggie	D	12				
	Ila	D	10				
	Lemmie	D	8				
	Vera	D	6				
	Carrie	D	4				

FORM 10-636A
1910 CENSUS INDEX - INDIVIDUAL

U.S. DEPARTMENT OF COMMERCE
BUREAU OF THE CENSUS

TEXAS

10300		HEAD OF FAMILY		White William R.		E.D.	SHEET
COLOR	W-	AGE	61	BIRTHPLACE	J.C.	72	230
COUNTY	Hamilton			CITY		VOL.	64
OTHER MEMBERS OF FAMILY							
NAME		RELATIONSHIP	AGE	BIRTHPLACE			
Nora A.		W	41	Tenn			
Margie E.		D	18				
Lena K.		D	17				
Thomas J.		S	16				
William J.		S	10				
Grace M.		D	4				
Annie J.		D	3				

FORM 10-636A
1910 CENSUS INDEX - INDIVIDUAL

U.S. DEPARTMENT OF COMMERCE
BUREAU OF THE CENSUS

TEXAS

11300		HEAD OF FAMILY		White Williams		E.D.	SHEET
COLOR	W	AGE	42	BIRTHPLACE		VOL. 59	
COUNTY		Gonzales		CITY			
OTHER MEMBERS OF FAMILY							
NAME		RELATIONSHIP	AGE	BIRTHPLACE			
Jodie		W	35				
Edward		S	16				
Willa		S	17				
1 Bo		D	11				

FORM 10 636
1910 CENSUS INDEX - FAMILY

U. S. DEPARTMENT OF COMMERCE
BUREAU OF THE CENSUS

TEXAS

6150	HEAD OF FAMILY		E.D.	SHEET
	John Williams		60	365
COLOR	AGE	BIRTHPLACE	VOL.	
			715	
COUNTY	Lamar		CITY	
OTHER MEMBERS OF FAMILY				
NAME		RELATIONSHIP	AGE	BIRTHPLACE
William		W	41	W Va
Charles		S	14	
Robert		S	12	
James		S	3	

FORM 10 636

1910 CENSUS INDEX - FAMILY

U S DEPARTMENT OF COMMERCE
BUREAU OF THE CENSUS

TEXAS

HEAD OF FAMILY		E.D.	SHEET
<i>Shadrach Williams</i>		97	263
COLOR	AGE	BIRTHPLACE	
		13	
COUNTY	CITY		
Jefferson	Brewer		
OTHER MEMBERS OF FAMILY			
NAME	RELATIONSHIP	AGE	BIRTHPLACE
<i>W. Williams</i>		23	<i>Texas</i>

FORM 10-636
1910 CENSUS INDEX - FAMILY

U.S. DEPARTMENT OF COMMERCE
BUREAU OF THE CENSUS

TEXAS

W300	HEAD OF FAMILY		White, William		E.D.	SHEET
					90	27
COLOR	AGE	BIRTHPLACE		VOL.		
W	38	Ark.		84		
COUNTY				CITY		
Jefferson						
OTHER MEMBERS OF FAMILY						
NAME		RELATIONSHIP	AGE	BIRTHPLACE		
Law		W	31	Ark.		
Zeville		D	7/2			

FORM 11-233

1910 CENSUS INDEX - FAMILY

U. S. DEPARTMENT OF COMMERCE
BUREAU OF THE CENSUS

TEXAS

W 300		NAME OF INDIVIDUAL Wyatt, William		E. D. No. 74	SHEET 372
COLOR W	AGE 23	BIRTHPLACE		VOL. 107	
COUNTY Navarro			CITY		
ENUMERATED WITH Garretson, Albert W				3	
RELATIONSHIP TO ABOVE					
<input type="checkbox"/> SON	<input checked="" type="checkbox"/> NEPHEW	<input type="checkbox"/> STEPSON			
<input type="checkbox"/> DAUGHTER	<input type="checkbox"/> NIECE	<input type="checkbox"/> STEPDAUGHTER			
<input type="checkbox"/> BROTHER	<input type="checkbox"/> FATHER-IN-LAW	<input type="checkbox"/> COUSIN			
<input type="checkbox"/> SISTER	<input type="checkbox"/> MOTHER-IN-LAW	<input type="checkbox"/> HIRED MAN			
<input type="checkbox"/> FATHER	<input type="checkbox"/> SON-IN-LAW	<input type="checkbox"/> ROOMER			
<input type="checkbox"/> MOTHER	<input type="checkbox"/> DAUGHTER-IN-LAW	<input type="checkbox"/> SERVANT			
<input type="checkbox"/> GRANDSON	<input type="checkbox"/> BROTHER-IN-LAW	<input type="checkbox"/> OTHER (Specify)			
<input type="checkbox"/> GRANDDAUGHTER	<input type="checkbox"/> SISTER-IN-LAW				
<input type="checkbox"/> GRANDCHILD	<input type="checkbox"/> ORPHAN				

FORM 10-637
1910 CENSUS INDEX - INDIVIDUAL

U. S. DEPARTMENT OF COMMERCE
BUREAU OF THE CENSUS

TEXAS

21300	HEAD OF FAMILY <i>White, William</i>		E.D. 175	SHEET 396
COLOR <i>W</i>	AGE <i>51</i>	BIRTHPLACE <i>Conn</i>	VOL. <i>110</i>	
COUNTY <i>Nolan</i>	CITY <i>Madwell</i>			
OTHER MEMBERS OF FAMILY				
NAME	RELATIONSHIP	AGE	BIRTHPLACE	
<i>William</i>	<i>H</i>	<i>50</i>	<i>Conn</i>	
<i>Beatrice</i>	<i>S</i>	<i>20</i>		
<i>Eugene T</i>	<i>S</i>	<i>17</i>		
<i>Pearl</i>	<i>D</i>	<i>16</i>		
<i>Jul</i>	<i>S</i>	<i>12</i>		

FORM 10 636
1910 CENSUS INDEX - FAMILYU. S. DEPARTMENT OF COMMERCE
BUREAU OF THE CENSUS

TEXAS

W300		HEAD OF FAMILY		White William		E.D.	SHEET
COLOR	AGE	BIRTHPLACE				125	54
-w	50	Ky				VOL.	79
COUNTY		Hunt		CITY			
OTHER MEMBERS OF FAMILY							
NAME		RELATIONSHIP	AGE	BIRTHPLACE			
Janice		w	51	Ky			
Thomas		s	21				
Mick		s	17				
Pearle		s	16				
Janice		s	14				
Lester		s	15				
Livo		s	8				

FORM 10 636
1910 CENSUS INDEX - FAMILY

U. S. DEPARTMENT OF COMMERCE
BUREAU OF THE CENSUS

TEXAS

W 300	HEAD OF FAMILY Wm L. Williams		E.D. 114	SHEET 257
COLOR W	AGE 39	BIRTHPLACE	VOL. 79	
COUNTY Hunt		CITY Greenville		
OTHER MEMBERS OF FAMILY				
NAME		RELATIONSHIP	AGE	BIRTHPLACE
Minnie		W	26	
Aubrey		S	12	

FORM 10 636
1910 CENSUS INDEX - FAMILY

U. S. DEPARTMENT OF COMMERCE
BUREAU OF THE CENSUS

TEXAS

W 300		NAME OF INDIVIDUAL		Wheat, William		E.D.	SHEET
COLOR	B	AGE	34	BIRTHPLACE	Tenn	32	292
COUNTY				CITY		VOL.	
Limestone						94	
ENUMERATED WITH							
Kennedy, William F							
RELATIONSHIP TO ABOVE							
<input type="checkbox"/> SON	<input type="checkbox"/> NEPHEW	<input type="checkbox"/> STEPSON					
<input type="checkbox"/> DAUGHTER	<input type="checkbox"/> NIECE	<input type="checkbox"/> STEPDAUGHTER					
<input type="checkbox"/> BROTHER	<input type="checkbox"/> FATHER-IN-LAW	<input type="checkbox"/> COUSIN					
<input type="checkbox"/> SISTER	<input type="checkbox"/> MOTHER-IN-LAW	<input checked="" type="checkbox"/> MARRIED MAN					
<input type="checkbox"/> FATHER	<input type="checkbox"/> SON-IN-LAW	<input type="checkbox"/> ROOMER					
<input type="checkbox"/> MOTHER	<input type="checkbox"/> DAUGHTER-IN-LAW	<input type="checkbox"/> SERVANT					
<input type="checkbox"/> GRANDSON	<input type="checkbox"/> BROTHER-IN-LAW	<input type="checkbox"/> OTHER (Specify)					
<input type="checkbox"/> GRANDDAUGHTER	<input type="checkbox"/> SISTER-IN-LAW						
<input type="checkbox"/> GRANDCHILD	<input type="checkbox"/> ORPHAN						

FORM 10-637

1910 CENSUS INDEX - INDIVIDUAL

U.S. DEPARTMENT OF COMMERCE
BUREAU OF THE CENSUS

TEXAS

W300-	NAME OF INDIVIDUAL Wood, William		E.D. 82	SHEET 149
COLOR B	AGE 17	BIRTHPLACE	VOL. 44	
COUNTY Liberty	CITY			
ENUMERATED WITH Mr. & Mrs. H. H. Hump				
RELATIONSHIP TO ABOVE				
<input type="checkbox"/> SON	<input type="checkbox"/> NEPHEW	<input type="checkbox"/> STEPSON		
<input type="checkbox"/> DAUGHTER	<input type="checkbox"/> NIECE	<input type="checkbox"/> STEPDAUGHTER		
<input type="checkbox"/> BROTHER	<input type="checkbox"/> FATHER-IN-LAW	<input type="checkbox"/> COUSIN		
<input type="checkbox"/> SISTER	<input type="checkbox"/> MOTHER-IN-LAW	<input type="checkbox"/> HIRED MAN		
<input type="checkbox"/> FATHER	<input type="checkbox"/> SON-IN-LAW	<input checked="" type="checkbox"/> POWER		
<input type="checkbox"/> MOTHER	<input type="checkbox"/> DAUGHTER-IN-LAW	<input type="checkbox"/> SERVANT		
<input type="checkbox"/> GRANDSON	<input type="checkbox"/> BROTHER-IN-LAW	<input type="checkbox"/> OTHER (Specify)		
<input type="checkbox"/> GRANDDAUGHTER	<input type="checkbox"/> SISTER-IN-LAW			
<input type="checkbox"/> GRANDCHILD	<input type="checkbox"/> ORPHAN			

FORM 10 637
1910 CENSUS INDEX - INDIVIDUAL

U. S. DEPARTMENT OF COMMERCE
BUREAU OF THE CENSUS

TEXAS

Li 300		NAME OF INDIVIDUAL <i>Wade William</i>		E.D. <i>128</i>	SHEET <i>163</i>
COLOR <i>B</i>	AGE <i>12</i>	BIRTHPLACE		VOC <i>89</i>	
COUNTY <i>LOON</i>		CITY			
ENUMERATED WITH <i>Jennel Adam</i>					
RELATIONSHIP TO ABOVE					
<input type="checkbox"/> SON	<input type="checkbox"/> NEPHEW	<input type="checkbox"/> STEPSON			
<input type="checkbox"/> DAUGHTER	<input type="checkbox"/> NIECE	<input type="checkbox"/> STEPODAUGHTER			
<input type="checkbox"/> BROTHER	<input type="checkbox"/> FATHER-IN-LAW	<input type="checkbox"/> COUSIN			
<input type="checkbox"/> SISTER	<input type="checkbox"/> MOTHER-IN-LAW	<input type="checkbox"/> HIRED MAN			
<input type="checkbox"/> FATHER	<input type="checkbox"/> SON-IN-LAW	<input checked="" type="checkbox"/> BOOKER			
<input type="checkbox"/> MOTHER	<input type="checkbox"/> DAUGHTER-IN-LAW	<input type="checkbox"/> SERVANT			
<input type="checkbox"/> GRANDSON	<input type="checkbox"/> BROTHER-IN-LAW	<input type="checkbox"/> OTHER (Specify)			
<input type="checkbox"/> GRANDDAUGHTER	<input type="checkbox"/> SISTER-IN-LAW				
<input type="checkbox"/> GRANDCHILD	<input type="checkbox"/> ORPHAN				

FORM 10-637
1910 CENSUS INDEX - INDIVIDUAL

U. S. DEPARTMENT OF COMMERCE
BUREAU OF THE CENSUS

TEXAS

W 300	HEAD OF FAMILY		E.D.	SHEET
	W. W. Williams		114	182
COLOR	AGE	BIRTHPLACE	VOL.	
W	26	Ky	79	
COUNTY		CITY		
Hunt		Huntsville		
OTHER MEMBERS OF FAMILY				
NAME		RELATIONSHIP	AGE	BIRTHPLACE
Mary		W	24	
Alice		D	6	
Berrence		S	5	
L.V.		S	4	
Jack		S	12	
Elizabeth		M	61	Ky

FORM 10 636
1910 CENSUS INDEX - FAMILY

U.S. DEPARTMENT OF COMMERCE
BUREAU OF THE CENSUS

TEXAS

W 3.00		HEAD OF FAMILY		E.O.		SHEET	
COLOR	AGE	BIRTHPLACE		133		319	
	27	C. A.		VOL.		16	
COUNTY				CITY			
Hunt							
OTHER MEMBERS OF FAMILY							
NAME		RELATIONSHIP	AGE	BIRTHPLACE			
J. ...		w.	21				
Boy		1	2				

TEXAS

11300	HEAD OF FAMILY William Williams		E.D. 113	SHEET 326
COLOR W	AGE 35	BIRTHPLACE		VOL. 105
COUNTY Montague	CITY Boswell			
OTHER MEMBERS OF FAMILY				
NAME		RELATIONSHIP	AGE	BIRTHPLACE
William		W	26	
Joseph E		S	7	
Richard		S	5	

FORM 10 636

1910 CENSUS INDEX - FAMILY

U S. DEPARTMENT OF COMMERCE
BUREAU OF THE CENSUS

TEXAS

W300		NAME OF INDIVIDUAL <i>White William</i>		E.D. <i>108</i>	SHEET <i>55</i>
COLOR <i>D</i>	AGE <i>26</i>	BIRTHPLACE		VOL. <i>106</i>	
COUNTY <i>Morris</i>		CITY			
ENUMERATED WITH <i>Grant Ed</i>					
RELATIONSHIP TO ABOVE					
<input type="checkbox"/> SON	<input type="checkbox"/> NEPHEW	<input type="checkbox"/> STEPSON			
<input type="checkbox"/> DAUGHTER	<input type="checkbox"/> NIECE	<input type="checkbox"/> STEPDAUGHTER			
<input type="checkbox"/> BROTHER	<input type="checkbox"/> FATHER-IN-LAW	<input type="checkbox"/> COUSIN			
<input type="checkbox"/> SISTER	<input type="checkbox"/> MOTHER-IN-LAW	<input checked="" type="checkbox"/> MARRIED MAN			
<input type="checkbox"/> FATHER	<input type="checkbox"/> SON-IN-LAW	<input type="checkbox"/> ROOMER			
<input type="checkbox"/> MOTHER	<input type="checkbox"/> DAUGHTER-IN-LAW	<input type="checkbox"/> SERVANT			
<input type="checkbox"/> GRANDSON	<input type="checkbox"/> BROTHER-IN-LAW	<input type="checkbox"/> OTHER (Specify)			
<input type="checkbox"/> GRANDDAUGHTER	<input type="checkbox"/> SISTER-IN-LAW				
<input type="checkbox"/> GRANDCHILD	<input type="checkbox"/> ORPHAN				

FORM 10 637
1910 CENSUS INDEX - INDIVIDUAL

U.S. DEPARTMENT OF COMMERCE
BUREAU OF THE CENSUS

TEXAS

11300		HEAD OF FAMILY		E.O.	SHEET
White Williams				142	55
COLOR	AGE	BIRTHPLACE		VOL.	
W -	35			101	
COUNTY	Mataroma			CITY	
OTHER MEMBERS OF FAMILY					
NAME		RELATIONSHIP	AGE	BIRTHPLACE	
Alice		W	26		
Ada		D	14		
Nettie		S	12		

FORM 10 636
1910 CENSUS INDEX - FAMILY

U. S. DEPARTMENT OF COMMERCE
BUREAU OF THE CENSUS

			TEXAS	
W 300	NAME OF INDIVIDUAL White William		E.D.	SHEET
COLOR W	AGE 9	BIRTHPLACE	141	435
COUNTY Matagorda	CITY Bay City		VOL.	101
ENUMERATED WITH Lawson William J				
RELATIONSHIP TO ABOVE				
<input type="checkbox"/> SON	<input type="checkbox"/> NEPHEW	<input checked="" type="checkbox"/> STEPSON		
<input type="checkbox"/> DAUGHTER	<input type="checkbox"/> NIECE	<input type="checkbox"/> STEPDAUGHTER		
<input type="checkbox"/> BROTHER	<input type="checkbox"/> FATHER-IN-LAW	<input type="checkbox"/> COUSIN		
<input type="checkbox"/> SISTER	<input type="checkbox"/> MOTHER-IN-LAW	<input type="checkbox"/> HIRSD MAN		
<input type="checkbox"/> FATHER	<input type="checkbox"/> SON-IN-LAW	<input type="checkbox"/> ROOMER		
<input type="checkbox"/> MOTHER	<input type="checkbox"/> DAUGHTER-IN-LAW	<input type="checkbox"/> SERVANT		
<input type="checkbox"/> GRANDSON	<input type="checkbox"/> BROTHER-IN-LAW	<input type="checkbox"/> OTHER (Specify)		
<input type="checkbox"/> GRANDDAUGHTER	<input type="checkbox"/> SISTER-IN-LAW			
<input type="checkbox"/> GRANDCHILD	<input type="checkbox"/> ORPHAN			

FORM 111 (1910)

1910 CENSUS INDEX - INDIVIDUAL

U S DEPARTMENT OF COMMERCE
BUREAU OF THE CENSUS

TEXAS

11300	HEAD OF FAMILY <i>White William</i>		E.D. 51	SHEET 57
COLOR B	AGE 30	BIRTHPLACE S. C.	VOL. 71	
COUNTY	Harrison		CITY <i>Marshall</i>	
OTHER MEMBERS OF FAMILY				
NAME		RELATIONSHIP	AGE	BIRTHPLACE
<i>Mary C.</i>		<i>W</i>	<i>26</i>	
<i>Mr. Hanky</i>		<i>B</i>	<i>14</i>	
<i>Willie</i>		<i>S</i>	<i>7</i>	

FORM 10 636
1910 CENSUS INDEX - FAMILY

U. S. DEPARTMENT OF COMMERCE
BUREAU OF THE CENSUS

TEXAS

W. 308		HEAD OF FAMILY		E.D.	SHEET
COLOR	AGE	BIRTHPLACE		11	1
COUNTY		Anderson		VOL.	
		CITY			
OTHER MEMBERS OF FAMILY					
NAME		RELATIONSHIP	AGE	BIRTHPLACE	

TEXAS

.11 300		HEAD OF FAMILY		W. H. Williams		E.D.	SHEET
COLOR	AGE	BIRTHPLACE		6.3		134	
W	(11)	Texas		VOL.		115	
COUNTY				CITY			
Parker							
OTHER MEMBERS OF FAMILY							
NAME		RELATIONSHIP	AGE	BIRTHPLACE			
John S.		W	36	Missouri			
Catherine M.		D	8				
Frances J.		D	5				
Anna R.		D	3				
Medora M.		D	1 1/2				

TEXAS

HEAD OF FAMILY		White William		E.D.	SHEET
169		97			
COLOR	AGE	BIRTHPLACE		VOL.	
B.	51			134	
COUNTY	Waller		CITY		
OTHER MEMBERS OF FAMILY					
NAME		RELATIONSHIP	AGE	BIRTHPLACE	
Nellie		S.	15		
Henry		S.	13		
Lewelly		S.	9		
Phillip		S.	8		

FORM 10-636

1910 CENSUS INDEX - FAMILY

U.S. DEPARTMENT OF COMMERCE
BUREAU OF THE CENSUS

TEXAS

W 300	NAME OF INDIVIDUAL <i>White, Wilborn</i>		E.O. <i>34</i>	SHEET <i>153</i>
COLOR <i>B</i>	AGE <i>12</i>	BIRTHPLACE	VOL. <i>121</i>	
COUNTY <i>Rusk</i>		CITY		
ENUMERATED WITH <i>Neal, Melton</i>				
RELATIONSHIP TO ABOVE				
<input type="checkbox"/> SON	<input type="checkbox"/> NEPHEW	<input checked="" type="checkbox"/> STEPSON		
<input type="checkbox"/> DAUGHTER	<input type="checkbox"/> NIECE	<input type="checkbox"/> STEPDAUGHTER		
<input type="checkbox"/> BROTHER	<input type="checkbox"/> FATHER-IN-LAW	<input type="checkbox"/> COUSIN		
<input type="checkbox"/> SISTER	<input type="checkbox"/> MOTHER-IN-LAW	<input type="checkbox"/> MILTED MAN		
<input type="checkbox"/> FATHER	<input type="checkbox"/> SON-IN-LAW	<input type="checkbox"/> ROOMER		
<input type="checkbox"/> MOTHER	<input type="checkbox"/> DAUGHTER-IN-LAW	<input type="checkbox"/> SERVANT		
<input type="checkbox"/> GRANDSON	<input type="checkbox"/> BROTHER-IN-LAW	<input type="checkbox"/> OTHER (Specify)		
<input type="checkbox"/> GRANDDAUGHTER	<input type="checkbox"/> SISTER-IN-LAW			
<input type="checkbox"/> GRANDCHILD	<input type="checkbox"/> ORPHAN			

FORM 10-637
1910 CENSUS INDEX - INDIVIDUAL

U. S. DEPARTMENT OF COMMERCE
BUREAU OF THE CENSUS

TEXAS

U. 300	HEAD OF FAMILY		E.D.	SHEET
COLOR <i>W</i>	AGE <i>76</i>	BIRTHPLACE <i>W. H. Williams</i>	<i>51</i>	<i>48</i>
COUNTY	CITY		VOL.	
	<i>Rusk</i>		<i>121</i>	
OTHER MEMBERS OF FAMILY				
NAME		RELATIONSHIP	AGE	BIRTHPLACE
<i>Jennie</i>		<i>W</i>	<i>66</i>	<i>Tenn</i>

FORM 10 636
1910 CENSUS INDEX - FAMILY

U. S. DEPARTMENT OF COMMERCE
BUREAU OF THE CENSUS

TEXAS

W 300		HEAD OF FAMILY		white William		E.D.	SHEET
COLOR	13	AGE	24	BIRTHPLACE		117	200
COUNTY	Robertson			CITY		VOL.	115
OTHER MEMBERS OF FAMILY							
NAME		RELATIONSHIP	AGE	BIRTHPLACE			
- 1 130							

FORM 10 638
 1910 CENSUS INDEX - FAMILY

U.S. DEPARTMENT OF COMMERCE
 BUREAU OF THE CENSUS

TEXAS

12300		HEAD OF FAMILY		White Williams		E.D.	SHEET
COLOR	B	AGE	70	BIRTHPLACE	Tex.	161	410
COUNTY	Wharton			CITY		VOL.	147
OTHER MEMBERS OF FAMILY.							
	NAME		RELATIONSHIP	AGE	BIRTHPLACE		
	Isabella		W	40			
	Daniel		S	18			
	Lansley		S	14			

FORM 10 636
1910 CENSUS INDEX - FAMILY

U S DEPARTMENT OF COMMERCE
BUREAU OF THE CENSUS

TEXAS

61300		HEAD OF FAMILY		W. A. Williams		E.O.	SHEET
COLOR	AGE	BIRTHPLACE				4	230
COUNTY		CITY				147	
		Winn					
OTHER MEMBERS OF FAMILY							
NAME		RELATION- SHIP	AGE	BIRTHPLACE			

FORM 10-036

1910 CENSUS INDEX - FAMILY

U. S. DEPARTMENT OF COMMERCE
BUREAU OF THE CENSUS

TEXAS

HEAD OF FAMILY		E.O.		SHEET	
White William		13.2		197	
COLOR	AGE	BIRTHPLACE		VOL.	
B	30			149	
COUNTY			CITY		
Wood					
OTHER MEMBERS OF FAMILY					
NAME		RELATIONSHIP	AGE	BIRTHPLACE	
Mina		W	26		
Katie		D	2		
4 1/2 Hr.					
Herbert Luther		B	20		

FORM 10-636
1910 CENSUS INDEX - FAMILY

U. S. DEPARTMENT OF COMMERCE
BUREAU OF THE CENSUS

TEXAS

11300	HEAD OF FAMILY White William		E.D. 125	SHEET 37
COLOR B	AGE 37	BIRTHPLACE	VOL. 149	
COUNTY Wood		CITY		
OTHER MEMBERS OF FAMILY				
NAME				
		RELATION- SHIP	AGE	BIRTHPLACE
Lapha		W	49	
Essie		S	16	
Ab		D	14	
Bampus Celia		M L	20	ala
Luhcar Eva		D D	5	

FORM 10 636

1910 CENSUS INDEX - FAMILY

U.S. DEPARTMENT OF COMMERCE
BUREAU OF THE CENSUS

TEXAS

300	HEAD OF FAMILY <i>W. L. Williams</i>		E.D. 125	SHEET 45
COLOR <i>W</i>	AGE <i>61</i>	BIRTHPLACE <i>T. La</i>	VOL. <i>149</i>	
COUNTY Wood		CITY		

OTHER MEMBERS OF FAMILY

NAME	RELATIONSHIP	AGE	BIRTHPLACE
<i>Walter</i>	<i>W</i>	<i>60</i>	<i>T. La</i>
<i>Hart Belle</i>	<i>DD</i>	<i>13</i>	<i>T. La</i>

TEXAS

HEAD OF FAMILY		E.O.	SHEET
White, William		105	152
COLOR	AGE	VOL.	
W	22	122	
COUNTY	CITY		
San Jacinto			
OTHER MEMBERS OF FAMILY			
NAME	RELATIONSHIP	AGE	BIRTHPLACE
Living Alone			

FORM 10 636
1910 CENSUS INDEX - FAMILY

U.S. DEPARTMENT OF COMMERCE
BUREAU OF THE CENSUS

W 30 J		NAME OF INDIVIDUAL		TEXAS	
W		AGE	BIRTHPLACE	E.D.	SHEET
W		5	Wyatts, William	105	103
COUNTY			VOL.		
			122		
CITY					
ENUMERATED WITH					
Hopkins, Berry					
RELATIONSHIP TO ABOVE					
<input type="checkbox"/> SON	<input type="checkbox"/> NEPHEW	<input type="checkbox"/> STEPSON			
<input type="checkbox"/> DAUGHTER	<input type="checkbox"/> NIECE	<input type="checkbox"/> STEPDAUGHTER			
<input type="checkbox"/> BROTHER	<input type="checkbox"/> FATHER-IN-LAW	<input type="checkbox"/> COUSIN			
<input type="checkbox"/> SISTER	<input type="checkbox"/> MOTHER-IN-LAW	<input type="checkbox"/> HIRED MAN			
<input type="checkbox"/> FATHER	<input type="checkbox"/> SON-IN-LAW	<input type="checkbox"/> ROOMER			
<input type="checkbox"/> MOTHER	<input type="checkbox"/> DAUGHTER-IN-LAW	<input type="checkbox"/> SERVANT			
<input type="checkbox"/> GRANDSON	<input type="checkbox"/> BROTHER-IN-LAW	<input type="checkbox"/> OTHER (Specify)			
<input type="checkbox"/> GRANDDAUGHTER	<input type="checkbox"/> SISTER-IN-LAW				
<input checked="" type="checkbox"/> GRANDCHILD	<input type="checkbox"/> ORPHAN				

FORM 10-637 (2-10-65)

1910 CENSUS INDEX - INDIVIDUAL

U.S. DEPARTMENT OF COMMERCE
BUREAU OF THE CENSUS

• GPO : 1906.0-041403

TEXAS

W 300		NAME OF INDIVIDUAL <i>Trade William</i>		E.D. 47	SHEP. 41
COLOR B	AGE NR	BIRTHPLACE <i>Not rest Falls</i>		VOL. 49	
COUNTY			CITY		
ENUMERATED WITH <i>Marlin</i>			Relationship to above <i>Barnes Lena</i>		
RELATIONSHIP TO ABOVE <input type="checkbox"/> SON <input type="checkbox"/> DAUGHTER <input type="checkbox"/> BROTHER <input type="checkbox"/> SISTER <input type="checkbox"/> FATHER <input type="checkbox"/> MOTHER <input type="checkbox"/> GRANDSON <input type="checkbox"/> GRANDDAUGHTER <input type="checkbox"/> GRANDCHILD <input type="checkbox"/> NEPHEW <input type="checkbox"/> NIECE <input type="checkbox"/> FATHER-IN-LAW <input type="checkbox"/> MOTHER-IN-LAW <input type="checkbox"/> SON-IN-LAW <input type="checkbox"/> DAUGHTER-IN-LAW <input type="checkbox"/> BROTHER-IN-LAW <input type="checkbox"/> SISTER-IN-LAW <input type="checkbox"/> ORPHAN <input type="checkbox"/> STEPSON <input type="checkbox"/> STEPDAUGHTER <input type="checkbox"/> COUSIN <input type="checkbox"/> HIRED MAN <input type="checkbox"/> ROOMER <input type="checkbox"/> SERVANT <input checked="" type="checkbox"/> OTHER (Specify) <i>Be</i>					

FORM 10.637
1910 CENSUS INDEX - INDIVIDUAL

U. S. DEPARTMENT OF COMMERCE
BUREAU OF THE CENSUS

TEXAS

W 300	HEAD OF FAMILY <i>White William</i>		E.D. 31	SHEET 7
COLOR W	AGE 29	BIRTHPLACE <i>La</i>	VOL. 28	
COUNTY Colorado		CITY <i>Eagle Lakes</i>		
OTHER MEMBERS OF FAMILY				
NAME		RELATION- SHIP	AGE	BIRTHPLACE
<i>Lizzie</i>		<i>W</i>	<i>24</i>	<i>La</i>
<i>Clinton</i>		<i>S</i>	<i>6</i>	
<i>Andree</i>		<i>S</i>	<i>4</i>	
<i>Veronica</i>		<i>D</i>	<i>3</i>	
<i>Earl</i>		<i>S</i>	<i>1 7/12</i>	

FORM 10.636
1910 CENSUS INDEX - FAMILY

U.S. DEPARTMENT OF COMMERCE
BUREAU OF THE CENSUS

TEXAS

10300	NAME OF INDIVIDUAL <i>Wyatt William</i>		E.D. <i>40</i>	SHEET <i>146</i>
COLOR <i>W</i>	AGE <i>90</i>	BIRTHPLACE <i>Miss</i>	VOL. <i>73</i>	
COUNTY		CITY <i>Haye</i>		
ENUMERATED WITH <i>Wyatt Henry</i>				
RELATIONSHIP TO ABOVE				
<input type="checkbox"/> SON	<input type="checkbox"/> NEPHEW	<input type="checkbox"/> STEPSON		
<input type="checkbox"/> DAUGHTER	<input type="checkbox"/> NIECE	<input type="checkbox"/> STEPDAUGHTER		
<input type="checkbox"/> BROTHER	<input type="checkbox"/> FATHER-IN-LAW	<input type="checkbox"/> COUSIN		
<input type="checkbox"/> SISTER	<input type="checkbox"/> MOTHER-IN-LAW	<input type="checkbox"/> HIRED MAN		
<input checked="" type="checkbox"/> FATHER	<input type="checkbox"/> SON-IN-LAW	<input type="checkbox"/> ROOMER		
<input type="checkbox"/> MOTHER	<input type="checkbox"/> DAUGHTER-IN-LAW	<input type="checkbox"/> SERVANT		
<input type="checkbox"/> GRANDSON	<input type="checkbox"/> BROTHER-IN-LAW	<input type="checkbox"/> OTHER (Specify)		
<input type="checkbox"/> GRANDDAUGHTER	<input type="checkbox"/> SISTER-IN-LAW			
<input type="checkbox"/> GRANDCHILD	<input type="checkbox"/> ORPHAN			

FORM 10 637
1910 CENSUS INDEX - INDIVIDUAL

U. S. DEPARTMENT OF COMMERCE
BUREAU OF THE CENSUS

TEXAS

10300		HEAD OF FAMILY		E.D.	SHEET
COLOR	White	AGE	21	18	27
COUNTY	Henderson CITY			VOL.	74
OTHER MEMBERS OF FAMILY					
NAME		RELATIONSHIP	AGE	BIRTHPLACE	
Gertrude		w	16		

FORM 10 636
1910 CENSUS INDEX - FAMILY

U.S. DEPARTMENT OF COMMERCE
BUREAU OF THE CENSUS

W 300		NAME OF INDIVIDUAL		TEXAS	
COLOR	B	AGE	75	E.O.	21
COUNTY		BIRTHPLACE	Miss	SHEET	4
ENUMERATED WITH			CAMP	CITY	VOL.
RELATIONSHIP TO ABOVE				Pittsburg	21
<input type="checkbox"/> SON <input type="checkbox"/> DAUGHTER <input type="checkbox"/> BROTHER <input type="checkbox"/> SISTER <input type="checkbox"/> FATHER <input type="checkbox"/> MOTHER <input type="checkbox"/> GRANDSON <input type="checkbox"/> GRANDDAUGHTER <input type="checkbox"/> GRANDCHILD			<input type="checkbox"/> NEPHEW <input type="checkbox"/> NIECE <input type="checkbox"/> FATHER-IN-LAW <input type="checkbox"/> MOTHER-IN-LAW <input type="checkbox"/> SON-IN-LAW <input type="checkbox"/> DAUGHTER-IN-LAW <input type="checkbox"/> BROTHER-IN-LAW <input type="checkbox"/> SISTER-IN-LAW <input type="checkbox"/> ORPHAN		
			<input type="checkbox"/> STEPSON <input type="checkbox"/> STEPDAUGHTER <input type="checkbox"/> COUSIN <input type="checkbox"/> HIRED MAN <input type="checkbox"/> ROOMER <input type="checkbox"/> SERVANT <input type="checkbox"/> OTHER (Specify)		

FORM 10 637
 1910 CENSUS INDEX - INDIVIDUAL

U.S. DEPARTMENT OF COMMERCE
 BUREAU OF THE CENSUS

TEXAS

11367		NAME OF INDIVIDUAL White William		S.D. 23	SHEET 12
COLOR W	AGE 24	BIRTHPLACE		VOL. 20	
COUNTY Cameron		CITY Brownsville			
ENUMERATED WITH Malina Charles					
RELATIONSHIP TO ABOVE					
<input type="checkbox"/> SON	<input type="checkbox"/> NEPHEW	<input type="checkbox"/> STEPSON			
<input type="checkbox"/> DAUGHTER	<input type="checkbox"/> NIECE	<input type="checkbox"/> STEPDAUGHTER			
<input type="checkbox"/> BROTHER	<input type="checkbox"/> FATHER-IN-LAW	<input type="checkbox"/> COUSIN			
<input type="checkbox"/> SISTER	<input type="checkbox"/> MOTHER-IN-LAW	<input type="checkbox"/> HIRED MAN			
<input type="checkbox"/> FATHER	<input type="checkbox"/> SON-IN-LAW	<input checked="" type="checkbox"/> ROOMER			
<input type="checkbox"/> MOTHER	<input type="checkbox"/> DAUGHTER-IN-LAW	<input type="checkbox"/> SERVANT			
<input type="checkbox"/> GRANDSON	<input type="checkbox"/> BROTHER-IN-LAW	<input type="checkbox"/> OTHER (Specify)			
<input type="checkbox"/> GRANDDAUGHTER	<input type="checkbox"/> SISTER-IN-LAW				
<input type="checkbox"/> GRANDCHILD	<input type="checkbox"/> ORPHAN				

FORM 10 637
1910 CENSUS INDEX - INDIVIDUAL

U. S. DEPARTMENT OF COMMERCE
BUREAU OF THE CENSUS

TEXAS

W 300		HEAD OF FAMILY		E. D.	SHEET
COLOR		AGE	BIRTHPLACE	26	4
B		32		VOL.	22
COUNTY			Cass	CITY	
OTHER MEMBERS OF FAMILY					
NAME		RELATIONSHIP	AGE	BIRTHPLACE	
O. M.		W	26		
Lucie		S	9		
Annabelle		D	8		
John		S	6		
Ella		D	3		
Robert		D	1/2		
Jackson, Tenn.		Urban	16		

FORM 10 636
1910 CENSUS INDEX - FAMILY

U. S. DEPARTMENT OF COMMERCE
BUREAU OF THE CENSUS

TEXAS

W300	NAME OF INDIVIDUAL <i>Wood, Win.</i>		E.D. 11	SHEET 14
COLOR <i>W</i>	AGE <i>66</i>	BIRTHPLACE	VOL. <i>29</i>	
COUNTY <i>Comanche</i>		CITY		
ENUMERATED WITH <i>Lewis, Dalton</i>				
RELATIONSHIP TO ABOVE				
<input type="checkbox"/> SON	<input type="checkbox"/> NEPHEW	<input type="checkbox"/> STEPSON		
<input type="checkbox"/> DAUGHTER	<input type="checkbox"/> NIECE	<input type="checkbox"/> STEPDAUGHTER		
<input type="checkbox"/> BROTHER	<input type="checkbox"/> FATHER-IN-LAW	<input type="checkbox"/> COUSIN		
<input type="checkbox"/> SISTER	<input type="checkbox"/> MOTHER-IN-LAW	<input type="checkbox"/> HIRED MAN		
<input type="checkbox"/> FATHER	<input type="checkbox"/> SON-IN-LAW	<input type="checkbox"/> ROOMER		
<input type="checkbox"/> MOTHER	<input type="checkbox"/> DAUGHTER-IN-LAW	<input type="checkbox"/> SERVANT		
<input type="checkbox"/> GRANDSON	<input type="checkbox"/> BROTHER-IN-LAW	<input type="checkbox"/> OTHER (Specify)		
<input type="checkbox"/> GRANDDAUGHTER	<input type="checkbox"/> SISTER-IN-LAW	<i>not reported</i>		
<input type="checkbox"/> GRANDCHILD	<input type="checkbox"/> ORPHAN			

FORM 10 637
1910 CENSUS INDEX - INDIVIDUAL

U.S. DEPARTMENT OF COMMERCE
BUREAU OF THE CENSUS

TEXAS

W 300		NAME OF INDIVIDUAL Watt William		E.O.	SHEET
COLOR	AGE	BIRTHPLACE		21	15
B	30			VOL.	33
COUNTY Dallas			CITY		
ENUMERATED WITH Watt Bess					
RELATIONSHIP TO ABOVE					
<input type="checkbox"/> SON	<input type="checkbox"/> NEPHEW	<input type="checkbox"/> STEPSON			
<input type="checkbox"/> DAUGHTER	<input type="checkbox"/> NIECE	<input type="checkbox"/> STEPDAUGHTER			
<input type="checkbox"/> BROTHER	<input type="checkbox"/> FATHER-IN-LAW	<input type="checkbox"/> COUSIN			
<input type="checkbox"/> SISTER	<input type="checkbox"/> MOTHER-IN-LAW	<input type="checkbox"/> HIRED MAN			
<input type="checkbox"/> FATHER	<input type="checkbox"/> SON-IN-LAW	<input type="checkbox"/> ROOMER			
<input type="checkbox"/> MOTHER	<input type="checkbox"/> DAUGHTER-IN-LAW	<input type="checkbox"/> SERVANT			
<input type="checkbox"/> GRANDSON	<input type="checkbox"/> BROTHER-IN-LAW	<input checked="" type="checkbox"/> OTHER (Specify)			
<input type="checkbox"/> GRANDDAUGHTER	<input type="checkbox"/> SISTER-IN-LAW	Uncle			
<input type="checkbox"/> GRANDCHILD	<input type="checkbox"/> ORPHAN				

FORM 10 637
1910 CENSUS INDEX - INDIVIDUAL

U. S. DEPARTMENT OF COMMERCE
BUREAU OF THE CENSUS

TEXAS

6310	NAME OF INDIVIDUAL <i>Wade William</i>		E.D. <i>38</i>	SHEET <i>14</i>
COLOR <i>W</i>	AGE <i>25</i>	BIRTHPLACE <i>La</i>	VOL. <i>24</i>	
COUNTY <i>CLAY</i>		CITY		
ENUMERATED WITH <i>Wade Frank</i>				
RELATIONSHIP TO ABOVE				
<input type="checkbox"/> SON	<input type="checkbox"/> NEPHEW	<input type="checkbox"/> STEPSON		
<input type="checkbox"/> DAUGHTER	<input type="checkbox"/> NIECE	<input type="checkbox"/> STEPDAUGHTER		
<input type="checkbox"/> BROTHER	<input type="checkbox"/> FATHER-IN-LAW	<input type="checkbox"/> COUSIN		
<input type="checkbox"/> SISTER	<input type="checkbox"/> MOTHER-IN-LAW	<input type="checkbox"/> HIREN MAN		
<input type="checkbox"/> FATHER	<input type="checkbox"/> SON-IN-LAW	<input type="checkbox"/> ROOMER		
<input type="checkbox"/> MOTHER	<input type="checkbox"/> DAUGHTER-IN-LAW	<input type="checkbox"/> SERVANT		
<input type="checkbox"/> GRANDSON	<input type="checkbox"/> BROTHER-IN-LAW	<input type="checkbox"/> OTHER (Specify)		
<input type="checkbox"/> GRANDDAUGHTER	<input type="checkbox"/> SISTER-IN-LAW			
<input checked="" type="checkbox"/> GRANDCHILD	<input type="checkbox"/> ORPHAN			

FORM 10-637

1910 CENSUS INDEX - INDIVIDUAL

U S DEPARTMENT OF COMMERCE
BUREAU OF THE CENSUS

TEXAS

6300		HEAD OF FAMILY		E.D.	SHEET
W		White William		61	363
COLOR	AGE	BIRTHPLACE		VOL.	
	55			74	
COUNTY				CITY	
OTHER MEMBERS OF FAMILY					
NAME		RELATIONSHIP	AGE	BIRTHPLACE	
Jane		W	55	Ga	
William		D	17		
Thomas		S	15		
Lela		W	13		
Florence		S	11		
Lennis		S	9		

FORM 10 636
1910 CENSUS INDEX - FAMILY

U. S. DEPARTMENT OF COMMERCE
BUREAU OF THE CENSUS

TEXAS

60300	HEAD OF FAMILY - Wheat Melburn		E.D. 69	SHEET 30
COLOR W	AGE 56	BIRTHPLACE	VOL. 77	
COUNTY Hopkins		CITY		
OTHER MEMBERS OF FAMILY				
	NAME	RELATIONSHIP	AGE	BIRTHPLACE
	Wheat W	W	49	
	Wheat B	S	23	
	Wheat J	S	18	
	Wheat W	S	15	
	Wheat W	S	10	

FORM 10-230

1910 CENSUS INDEX - FAMILY

U S DEPARTMENT OF COMMERCE
BUREAU OF THE CENSUS

TEXAS

10300	HEAD OF FAMILY White		E.O. 177	SHEET 142
COLOR W	AGE 32	BIRTHPLACE	VOL. 75	
COUNTY Warrington	CITY			
OTHER MEMBERS OF FAMILY				
NAME	RELATION- SHIP	AGE	BIRTHPLACE	
William	W	34		
Dorothy	D	16		
William L.	P	8		
Lucas N.	S	5		
John H.	S	4		
Charmaine	D	2		

FORM 10 636
1910 CENSUS INDEX - FAMILYU S DEPARTMENT OF COMMERCE
BUREAU OF THE CENSUS

TEXAS

W 300		NAME OF INDIVIDUAL <i>Hood William</i>		E.D.	SHEET
COLOR	AGE <i>9</i>	BIRTHPLACE		<i>60</i>	<i>123</i>
COUNTY <i>Houston</i>	CITY			VOL.	<i>78</i>
ENUMERATED WITH <i>James John</i>					
RELATIONSHIP TO ABOVE					
<input type="checkbox"/> SON	<input type="checkbox"/> NEPHEW	<input type="checkbox"/> STEPSON			
<input type="checkbox"/> DAUGHTER	<input type="checkbox"/> NIECE	<input type="checkbox"/> STEPDAUGHTER			
<input type="checkbox"/> BROTHER	<input type="checkbox"/> FATHER-IN-LAW	<input type="checkbox"/> COUSIN			
<input type="checkbox"/> SISTER	<input type="checkbox"/> MOTHER-IN-LAW	<input type="checkbox"/> HIRED MAN			
<input type="checkbox"/> FATHER	<input type="checkbox"/> SON-IN-LAW	<input type="checkbox"/> ROOMER			
<input type="checkbox"/> MOTHER	<input type="checkbox"/> DAUGHTER-IN-LAW	<input type="checkbox"/> SERVANT			
<input type="checkbox"/> GRANDSON	<input type="checkbox"/> BROTHER-IN-LAW	<input type="checkbox"/> OTHER (Specify)			
<input type="checkbox"/> GRANDDAUGHTER	<input type="checkbox"/> SISTER-IN-LAW				
<input type="checkbox"/> GRANDCHILD	<input type="checkbox"/> ORPHAN				

FORM 10 637

1910 CENSUS INDEX - INDIVIDUAL

U.S. DEPARTMENT OF COMMERCE
BUREAU OF THE CENSUS

TEXAS

W300		NAME OF INDIVIDUAL Wade - William		E.D.	SHEET
COLOR B	AGE 76	BIRTHPLACE		62	24
COUNTY Houston				VOL. 78	
ENUMERATED WITH Lagway			CITY Crockett		
RELATIONSHIP TO ABOVE					
<input type="checkbox"/> SON	<input type="checkbox"/> NEPHEW	<input type="checkbox"/> STEPSON			
<input type="checkbox"/> DAUGHTER	<input type="checkbox"/> NIECE	<input type="checkbox"/> STEPDAUGHTER			
<input type="checkbox"/> BROTHER	<input type="checkbox"/> FATHER-IN-LAW	<input type="checkbox"/> COUSIN			
<input type="checkbox"/> SISTER	<input type="checkbox"/> MOTHER-IN-LAW	<input type="checkbox"/> HIRED MAN			
<input type="checkbox"/> FATHER	<input type="checkbox"/> SON-IN-LAW	<input type="checkbox"/> ROOMER			
<input type="checkbox"/> MOTHER	<input type="checkbox"/> DAUGHTER-IN-LAW	<input type="checkbox"/> SERVANT			
<input checked="" type="checkbox"/> GRANDSON	<input type="checkbox"/> BROTHER-IN-LAW	<input type="checkbox"/> OTHER (Specify)			
<input type="checkbox"/> GRANDDAUGHTER	<input type="checkbox"/> SISTER-IN-LAW				
<input type="checkbox"/> GRANDCHILD	<input type="checkbox"/> ORPHAN				

FORM 10-637

1910 CENSUS INDEX - INDIVIDUAL

U. S. DEPARTMENT OF COMMERCE
BUREAU OF THE CENSUS

TEXAS

10300		HEAD OF FAMILY		E.D.	SHEET
COLOR		AGE	BIRTHPLACE	76	75
W		51		VOL.	78
COUNTY			CITY		
Houston					
OTHER MEMBERS OF FAMILY					
NAME		RELATIONSHIP	AGE	BIRTHPLACE	
1 Dloyd		S	18		

FORM 10-636

1910 CENSUS INDEX - FAMILY

U.S. DEPARTMENT OF COMMERCE
BUREAU OF THE CENSUS

TEXAS

W300	NAME OF INDIVIDUAL <i>White, William</i>		E.D. 64	SHEET 61
COLOR B	AGE 35	BIRTHPLACE _____	VOL. 78	
COUNTY Houston		CITY _____		
ENUMERATED WITH <i>Warfield, Payne M.</i>				
RELATIONSHIP TO ABOVE				
<input type="checkbox"/> SON	<input type="checkbox"/> NEPHEW	<input type="checkbox"/> STEPSON		
<input type="checkbox"/> DAUGHTER	<input type="checkbox"/> NIECE	<input type="checkbox"/> STEPDAUGHTER		
<input type="checkbox"/> BROTHER	<input type="checkbox"/> FATHER-IN-LAW	<input type="checkbox"/> COUSIN		
<input type="checkbox"/> SISTER	<input type="checkbox"/> MOTHER-IN-LAW	<input type="checkbox"/> HIRED MAN		
<input type="checkbox"/> FATHER	<input type="checkbox"/> SON-IN-LAW	<input type="checkbox"/> ROOMER		
<input type="checkbox"/> MOTHER	<input type="checkbox"/> DAUGHTER-IN-LAW	<input checked="" type="checkbox"/> SERVANT		
<input type="checkbox"/> GRANDSON	<input type="checkbox"/> BROTHER-IN-LAW	<input type="checkbox"/> OTHER (Specify)		
<input type="checkbox"/> GRANDDAUGHTER	<input type="checkbox"/> SISTER-IN-LAW			
<input type="checkbox"/> GRANDCHILD	<input type="checkbox"/> ORPHAN			

FORM 10-637

1910 CENSUS INDEX - INDIVIDUAL

U.S. DEPARTMENT OF COMMERCE
BUREAU OF THE CENSUS

W300		NAME OF INDIVIDUAL		TEXAS	
COLOR	B	AGE	12	BIRTHPLACE	Wigatt William
COUNTY				CITY	
Houston					
E.D.					
72				SHEET	
VOL.				78	
ENUMERATED WITH					
Strong Bert					
RELATIONSHIP TO ABOVE					
<input type="checkbox"/> SON	<input type="checkbox"/> NEPHEW	<input type="checkbox"/> STEPSON			
<input type="checkbox"/> DAUGHTER	<input type="checkbox"/> NIECE	<input type="checkbox"/> STEPDAUGHTER			
<input type="checkbox"/> BROTHER	<input type="checkbox"/> FATHER-IN-LAW	<input type="checkbox"/> COUSIN			
<input type="checkbox"/> SISTER	<input type="checkbox"/> MOTHER-IN-LAW	<input type="checkbox"/> HIRED MAN			
<input type="checkbox"/> FATHER	<input type="checkbox"/> SON-IN-LAW	<input type="checkbox"/> ROOMER			
<input type="checkbox"/> MOTHER	<input type="checkbox"/> DAUGHTER-IN-LAW	<input type="checkbox"/> SERVANT			
<input checked="" type="checkbox"/> GRANDSON	<input type="checkbox"/> BROTHER-IN-LAW	<input type="checkbox"/> OTHER (Specify)			
<input type="checkbox"/> GRANDDAUGHTER	<input type="checkbox"/> SISTER-IN-LAW				
<input type="checkbox"/> GRANDCHILD	<input type="checkbox"/> ORPHAN				

FORM 10-637
 1910 CENSUS INDEX - INDIVIDUAL

U. S. DEPARTMENT OF COMMERCE
 BUREAU OF THE CENSUS

TEXAS

W300		HEAD OF FAMILY W. H. W. William		E.O. 72	SHEET 24
COLOR W	AGE 35	BIRTHPLACE Tenn		VOL. 36	
COUNTY			CITY		
OTHER MEMBERS OF FAMILY					
NAME		RELATIONSHIP	AGE	BIRTHPLACE	
Annie		D	26		
Annie B		D	8		
Ellen		D	5		

FORM 10 636
1910 CENSUS INDEX - FAMILY

U. S. DEPARTMENT OF COMMERCE
BUREAU OF THE CENSUS

TEXAS

W. 300		HEAD OF FAMILY		E.D.		SHEET	
COLOR		AGE		BIRTHPLACE		VOL.	
B		33		William		22 13	
COUNTY				CITY			
Dallas				Dallas			
OTHER MEMBERS OF FAMILY							
NAME		RELATIONSHIP	AGE	BIRTHPLACE			
✓ Con...		16	23				

FORM 10 636
 1910 CENSUS INDEX - FAMILY

U S DEPARTMENT OF COMMERCE
 BUREAU OF THE CENSUS

TEXAS

W300	HEAD OF FAMILY		Wade, William		E.D.	SHEET
COLOR	AGE	BIRTHPLACE		38	77	
MW	23			VOL.	34	
COUNTY			CITY			
Dallas			Dallas			
OTHER MEMBERS OF FAMILY						
NAME		RELATION- SHIP	AGE	BIRTHPLACE		
Bettie		W	34			
Mollie		D	7			
Howard, Henry		B	42			

FORM 10-636
1910 CENSUS INDEX - FAMILY

U S DEPARTMENT OF COMMERCE
BUREAU OF THE CENSUS

TEXAS

6300		HEAD OF FAMILY		White, William		E.D.	SHEET
COLOR	AGE	BIRTHPLACE		VOL.		52	86
13	27	Texas		34			
COUNTY				CITY			
				Dallas			
OTHER MEMBERS OF FAMILY							
NAME		RELATIONSHIP	AGE	BIRTHPLACE			
Mary		Wife	26				
Margaret		Daughter	2				
William Jr		Son	3				

FORM 10 636
1910 CENSUS INDEX - FAMILY

U S. DEPARTMENT OF COMMERCE
BUREAU OF THE CENSUS

TEXAS

300		HEAD OF FAMILY		White William		E.D.	SHEET
COLOR	B	AGE	33	BIRTHPLACE		32	226
COUNTY	Dallas			CITY		VOL. 33	
OTHER MEMBERS OF FAMILY							
NAME		RELATIONSHIP	AGE	BIRTHPLACE			
1 - Rhoda		w	30				
1 - Walter Richard		n	15				

FORM 10-636
 1910 CENSUS INDEX - FAMILY

U. S. DEPARTMENT OF COMMERCE
 BUREAU OF THE CENSUS

TEXAS

4300	HEAD OF FAMILY White William		E.D. 6	SHEET 12
COLOR - W	AGE 45	BIRTHPLACE	VOL. 13	
COUNTY Brewster		CITY		
OTHER MEMBERS OF FAMILY				
NAME		RELATIONSHIP	AGE	BIRTHPLACE
White	Le. Seneca	W	23	Met
/	Edna	D	8	
	Ainslie	S	1 1/2	

FORM 10-636
1910 CENSUS INDEX - FAMILY

U.S. DEPARTMENT OF COMMERCE
BUREAU OF THE CENSUS

TEXAS

L 11300		HEAD OF FAMILY White William		E.D. 8	SHEET 13
COLOR B	AGE 35	BIRTHPLACE		VOL. 6	
COUNTY Brazos			CITY		
OTHER MEMBERS OF FAMILY					
NAME		RELATION- SHIP	AGE	BIRTHPLACE	
White Francis 1 HK		D	17		

FORM 10-636
1910 CENSUS INDEX - FAMILY

U.S. DEPARTMENT OF COMMERCE
BUREAU OF THE CENSUS

TEXAS

U.S. 3000		NAME OF INDIVIDUAL <i>White, William</i>		E.O.	SHEET
COLOR <i>B</i>	AGE <i>19</i>	BIRTHPLACE		VOL.	<i>13</i>
COUNTY <i>Brazos</i>			CITY		
ENUMERATED WITH <i>Ferguson, Amos</i>					
RELATIONSHIP TO ABOVE					
<input type="checkbox"/> SON	<input type="checkbox"/> NEPHEW	<input type="checkbox"/> STEPSON.			
<input type="checkbox"/> DAUGHTER	<input type="checkbox"/> NIECE	<input type="checkbox"/> STEPDAUGHTER			
<input type="checkbox"/> BROTHER	<input type="checkbox"/> FATHER-IN-LAW	<input type="checkbox"/> COUSIN			
<input type="checkbox"/> SISTER	<input type="checkbox"/> MOTHER-IN-LAW	<input checked="" type="checkbox"/> HIRED MAN			
<input type="checkbox"/> FATHER	<input type="checkbox"/> SON-IN-LAW	<input type="checkbox"/> ROOMER			
<input type="checkbox"/> MOTHER	<input type="checkbox"/> DAUGHTER-IN-LAW	<input type="checkbox"/> SERVANT			
<input type="checkbox"/> GRANDSON	<input type="checkbox"/> BROTHER-IN-LAW	<input type="checkbox"/> OTHER (Specify)			
<input type="checkbox"/> GRANDDAUGHTER	<input type="checkbox"/> SISTER-IN-LAW				
<input type="checkbox"/> GRANDCHILD	<input type="checkbox"/> ORPHAN				

FORM 10-637
1910 CENSUS INDEX - INDIVIDUAL

U.S. DEPARTMENT OF COMMERCE
BUREAU OF THE CENSUS

TEXAS

18502		HEAD OF FAMILY <i>White William</i>		E.D.	SHEET
COLOR <i>B</i>	AGE <i>32</i>	BIRTHPLACE		VOL. <i>6</i>	<i>5</i>
COUNTY <i>- Brazos</i>			CITY		
OTHER MEMBERS OF FAMILY					
NAME		RELATIONSHIP	AGE	BIRTHPLACE	
<i>1</i>	<i>Fattie</i>	<i>W</i>	<i>2</i>		
<i>James</i>	<i>Hattie</i>	<i>C</i>	<i>22</i>		
<i>1</i>	<i>Louisa</i>	<i>C</i>	<i>17</i>		

FORM 10-636

1910 CENSUS INDEX - FAMILY

U.S. DEPARTMENT OF COMMERCE
BUREAU OF THE CENSUS

				TEXAS	
HEAD OF FAMILY		NAME		S.D.	SHEET
W		Edward Williams		4	3
COLOR	AGE	BIRTHPLACE		VOL.	
W	49	Alabama		6	
COUNTY		CITY			
Brazos					
OTHER MEMBERS OF FAMILY					
NAME		RELATIONSHIP	AGE	BIRTHPLACE	
Wood		D	16		
Jennie		D	15		
Jennie					

FORM 10 836
1910 CENSUS INDEX - FAMILY

U.S. DEPARTMENT OF COMMERCE
BUREAU OF THE CENSUS

TEXAS

W 300	NAME OF INDIVIDUAL <i>Wade William</i>		E.D. 6	SHEET 4
COLOR B	AGE 7	BIRTHPLACE	VOL. 16	
COUNTY Brazoria	CITY			
ENUMERATED WITH <i>Wade Elsey</i>				
RELATIONSHIP TO ABOVE				
<input type="checkbox"/> SON	<input type="checkbox"/> NEPHEW	<input type="checkbox"/> STEPSON		
<input type="checkbox"/> DAUGHTER	<input type="checkbox"/> NIECE	<input type="checkbox"/> STEPDAUGHTER		
<input checked="" type="checkbox"/> BROTHER	<input type="checkbox"/> FATHER-IN-LAW	<input type="checkbox"/> COUSIN		
<input type="checkbox"/> SISTER	<input type="checkbox"/> MOTHER-IN-LAW	<input type="checkbox"/> HIRED MAN		
<input type="checkbox"/> FATHER	<input type="checkbox"/> SON-IN-LAW	<input type="checkbox"/> BOOMER		
<input type="checkbox"/> MOTHER	<input type="checkbox"/> DAUGHTER-IN-LAW	<input type="checkbox"/> SERVANT		
<input type="checkbox"/> GRANDSON	<input type="checkbox"/> BROTHER-IN-LAW	<input type="checkbox"/> OTHER (Specify)		
<input type="checkbox"/> GRANDDAUGHTER	<input type="checkbox"/> SISTER-IN-LAW	_____		
<input type="checkbox"/> GRANDCHILD	<input type="checkbox"/> ORPHAN	_____		

FORM 10-637

1910 CENSUS INDEX - INDIVIDUAL

U. S. DEPARTMENT OF COMMERCE
BUREAU OF THE CENSUS

TEXAS

10300	HEAD OF FAMILY <i>White, William</i>		E.D. <i>44</i>	SHEET <i>136</i>
COLOR <i>B</i>	AGE <i>38</i>	BIRTHPLACE	VOL. <i>38</i>	
COUNTY <i>De Witt</i>		CITY		
OTHER MEMBERS OF FAMILY				
NAME		RELATIONSHIP	AGE	BIRTHPLACE
<i>Balbric</i>		<i>W</i>	<i>25</i>	
<i>Walter B</i>		<i>D</i>	<i>7</i>	
<i>John B</i>		<i>S</i>	<i>4</i>	
<i>Mary W.</i>		<i>D</i>	<i>2</i>	<i>L</i>
<i>L. H.</i>		<i>N</i>	<i>11</i>	

FORM 10-636
1910 CENSUS INDEX - FAMILY

U.S. DEPARTMENT OF COMMERCE
BUREAU OF THE CENSUS

TEXAS

14300		HEAD OF FAMILY		White, Tom,		E.O.	SHEET
14300		AGE	BIRTHPLACE			133	13
COLOR	W	48	Coleman	CITY		VOL.	25
COUNTY							
OTHER MEMBERS OF FAMILY							
NAME		RELATIONSHIP	AGE	BIRTHPLACE			
Mildred		w	46				
Lola		si	14				
Eula		s	17				
George		s	13	Okla			
Bryant		s	12				
Robert		s	10				

FORM 10 636
1910 CENSUS INDEX - FAMILY

U. S. DEPARTMENT OF COMMERCE
BUREAU OF THE CENSUS

TEXAS

W 30	HEAD OF FAMILY White, William		E.D. 63	SHEET 20
COLOR W	AGE 53	BIRTHPLACE NY	VOL. 9	
COUNTY Bexar	CITY San Antonio			
OTHER MEMBERS OF FAMILY				
NAME		RELATION- SHIP	AGE	BIRTHPLACE
- - - - -				
- - - - -				
- - - - -				
- - - - -				
- - - - -				
- - - - -				
- - - - -				

FORM 10 636
1910 CENSUS INDEX - FAMILY

U S. DEPARTMENT OF COMMERCE
BUREAU OF THE CENSUS

TEXAS

W 302		NAME OF INDIVIDUAL Wood, Wm.		E.O. 13	SHEET 230
COLOR W	AGE 27	BIRTHPLACE		VOL. 70	
COUNTY Bexar			CITY San Antonio		
ENUMERATED WITH Wood, Fred E.					
RELATIONSHIP TO ABOVE					
<input type="checkbox"/> SON	<input checked="" type="checkbox"/> NEPHEW	<input type="checkbox"/> STEPSON			
<input type="checkbox"/> DAUGHTER	<input type="checkbox"/> NIECE	<input type="checkbox"/> STEPDAUGHTER			
<input type="checkbox"/> BROTHER	<input type="checkbox"/> FATHER-IN-LAW	<input type="checkbox"/> COUSIN			
<input type="checkbox"/> SISTER	<input type="checkbox"/> MOTHER-IN-LAW	<input type="checkbox"/> HIRED MAN			
<input type="checkbox"/> FATHER	<input type="checkbox"/> SON-IN-LAW	<input type="checkbox"/> ROOMER			
<input checked="" type="checkbox"/> MOTHER	<input type="checkbox"/> DAUGHTER-IN-LAW	<input type="checkbox"/> SERVANT			
<input type="checkbox"/> GRANDSON	<input type="checkbox"/> BROTHER-IN-LAW	<input type="checkbox"/> OTHER (Specify)			
<input type="checkbox"/> GRANDDAUGHTER	<input type="checkbox"/> SISTER-IN-LAW				
<input type="checkbox"/> GRANDCHILD	<input type="checkbox"/> ORPHAN				

FORM 10 637

1910 CENSUS INDEX - INDIVIDUAL

U. S. DEPARTMENT OF COMMERCE
BUREAU OF THE CENSUS

TEXAS

W300	NAME OF INDIVIDUAL White wmn.		E.O. 13	SHEET 644
COLOR W	AGE 41	BIRTHPLACE N.Y.	VOL. 10.	
COUNTY Bexar		CITY San Antonio		
ENUMERATED WITH Lappala		W.M.F.		
RELATIONSHIP TO ABOVE				
<input type="checkbox"/> SON	<input type="checkbox"/> NEPHEW	<input type="checkbox"/> STEPSON		
<input type="checkbox"/> DAUGHTER	<input type="checkbox"/> NIECE	<input type="checkbox"/> STEPDAUGHTER		
<input type="checkbox"/> BROTHER	<input type="checkbox"/> FATHER-IN-LAW	<input type="checkbox"/> COUSIN		
<input type="checkbox"/> SISTER	<input type="checkbox"/> MOTHER-IN-LAW	<input type="checkbox"/> HIRED MAN		
<input type="checkbox"/> FATHER	<input type="checkbox"/> SON-IN-LAW	<input checked="" type="checkbox"/> ROOMER		
<input type="checkbox"/> MOTHER	<input type="checkbox"/> DAUGHTER-IN-LAW	<input type="checkbox"/> SERVANT		
<input type="checkbox"/> GRANDSON	<input type="checkbox"/> BROTHER-IN-LAW	<input type="checkbox"/> OTHER (Specify)		
<input type="checkbox"/> GRANDDAUGHTER	<input type="checkbox"/> SISTER-IN-LAW			
<input type="checkbox"/> GRANDCHILD	<input type="checkbox"/> ORPHAN			

FORM 10-637
1910 CENSUS INDEX - INDIVIDUAL

U. S. DEPARTMENT OF COMMERCE
BUREAU OF THE CENSUS

TEXAS

10300		HEAD OF FAMILY		Wife William		E.O.	SHEET
COLOR	W	AGE	44	BIRTHPLACE	7/4	VOL.	2
COUNTY				CITY			
Bexar				San Antonio			
OTHER MEMBERS OF FAMILY							
NAME		RELATIONSHIP		AGE	BIRTHPLACE		
1. 2. 3. 4. 5.		6. 7. 8. 9. 10.		11.	12.		
					Antonio		

FORM 10-530
1910 CENSUS INDEX - FAMILY

U S DEPARTMENT OF COMMERCE
BUREAU OF THE CENSUS

TEXAS

W 500	HEAD OF FAMILY William		E.D. 62	SHEET 139
COLOR W	AGE 39	BIRTHPLACE		VOL. 12
COUNTY Bexar	CITY San Antonio			
OTHER MEMBERS OF FAMILY				
	NAME	RELATIONSHIP	AGE	BIRTHPLACE
	Minnie	w	38	
	Jessie	d	18	
	Minnie	d	15	
	Frank	s	12	
	Joseph	s	6	

FORM 10 636

1910 CENSUS INDEX - FAMILY

U. S. DEPARTMENT OF COMMERCE
BUREAU OF THE CENSUS

TEXAS

W300	NAME OF INDIVIDUAL White, William		E.D. 8	SHEET 252
COLOR W	AGE 28	BIRTHPLACE Ga.	VOL. 10	
COUNTY Bexar		CITY San Antonio		
ENUMERATED WITH Hernandez, J. Mrs.				
RELATIONSHIP TO ABOVE				
<input type="checkbox"/> SON	<input type="checkbox"/> NEPHEW	<input type="checkbox"/> STEPSON		
<input type="checkbox"/> DAUGHTER	<input type="checkbox"/> NIECE	<input type="checkbox"/> STEPDAUGHTER		
<input type="checkbox"/> BROTHER	<input type="checkbox"/> FATHER-IN-LAW	<input type="checkbox"/> COUSIN		
<input type="checkbox"/> SISTER	<input type="checkbox"/> MOTHER-IN-LAW	<input type="checkbox"/> HIREN MAN		
<input type="checkbox"/> FATHER	<input type="checkbox"/> SON-IN-LAW	<input type="checkbox"/> OWNER		
<input type="checkbox"/> MOTHER	<input type="checkbox"/> DAUGHTER-IN-LAW	<input type="checkbox"/> SERVANT		
<input type="checkbox"/> GRANDSON	<input type="checkbox"/> BROTHER-IN-LAW	<input type="checkbox"/> OTHER (Specify)		
<input type="checkbox"/> GRANDDAUGHTER	<input type="checkbox"/> SISTER-IN-LAW			
<input type="checkbox"/> GRANDCHILD	<input type="checkbox"/> ORPHAN			

FORM 10-637

1910 CENSUS INDEX - INDIVIDUAL

U S

DEPARTMENT OF COMMERCE
BUREAU OF THE CENSUS

TEXAS

LU 300		HEAD OF FAMILY		W. J. McWilliam		E.O.	SHEET
COLOR	W	AGE	37	BIRTHPLACE		VOL.	100
COUNTY	Marion			CITY			
OTHER MEMBERS OF FAMILY							
NAME		RELATIONSHIP	AGE	BIRTHPLACE			
Dora W		W	28				
Virgie L		D	9				
Earnest W		S	7				

FORM 10 636
1910 CENSUS INDEX - FAMILY

U. S. DEPARTMENT OF COMMERCE
BUREAU OF THE CENSUS

TEXAS

W 300	HEAD OF FAMILY Wood William		E.D. 103	SHEET 72
COLOR W	AGE 73	BIRTHPLACE La	VOL. 100	
COUNTY Marion	CITY			
OTHER MEMBERS OF FAMILY				
NAME		RELATIONSHIP	AGE	BIRTHPLACE
Coff Mrs Anne		D	29	Tenn
Bertha		SD	10/12	La
Mabel		D	17	Tenn
\$ - 1.30				

FORM 10-636
1910 CENSUS INDEX - FAMILY

U.S. DEPARTMENT OF COMMERCE
BUREAU OF THE CENSUS

TEXAS

W300		HEAD OF FAMILY		Wood William		E.O.	SHEET
COLOR	W	AGE	56	BIRTHPLACE	Tenn	94	174
COUNTY	McLennan			CITY		VOL.	98
OTHER MEMBERS OF FAMILY							
NAME		RELATIONSHIP	AGE	BIRTHPLACE			
Martha		W	52				
Minnie		ni	18				
+ 2 Bo							

FORM 10 636
1910 CENSUS INDEX - FAMILY

U.S. DEPARTMENT OF COMMERCE
BUREAU OF THE CENSUS

TEXAS

-W 300		NAME OF INDIVIDUAL <i>Wood Wm</i>		E.O. <i>87</i>	SHEET <i>175</i>
COLOR <i>B</i>	AGE <i>24</i>	BIRTHPLACE		VOL. <i>97</i>	
COUNTY <i>McLennan</i>			CITY <i>Waco</i>		
ENUMERATED WITH <i>Childs Rella</i>					
RELATIONSHIP TO ABOVE					
<input checked="" type="checkbox"/> SON	<input type="checkbox"/> NEPHEW	<input type="checkbox"/> STEPSON			
<input type="checkbox"/> DAUGHTER	<input type="checkbox"/> NIECE	<input type="checkbox"/> STEPDAUGHTER			
<input type="checkbox"/> BROTHER	<input type="checkbox"/> FATHER-IN-LAW	<input type="checkbox"/> COUSIN			
<input type="checkbox"/> SISTER	<input type="checkbox"/> MOTHER-IN-LAW	<input type="checkbox"/> HIRED MAN			
<input type="checkbox"/> FATHER	<input type="checkbox"/> SON-IN-LAW	<input type="checkbox"/> ROOMER			
<input type="checkbox"/> MOTHER	<input type="checkbox"/> DAUGHTER-IN-LAW	<input type="checkbox"/> SERVANT			
<input checked="" type="checkbox"/> GRANDSON	<input type="checkbox"/> BROTHER-IN-LAW	<input type="checkbox"/> OTHER (<i>Specify</i>)			
<input type="checkbox"/> GRANDDAUGHTER	<input type="checkbox"/> SISTER-IN-LAW				
<input type="checkbox"/> GRANDCHILD	<input type="checkbox"/> ORPHAN				

FORM 10-637
1910 CENSUS INDEX - INDIVIDUAL

U. S. DEPARTMENT OF COMMERCE
BUREAU OF THE CENSUS

TEXAS

W302		HEAD OF FAMILY		Wade, Wm		E.D.	SHEET
COLOR	W	AGE	58	BIRTHPLACE	Ind	90	137
COUNTY	McLennan			CITY	Waco	VOL.	99
OTHER MEMBERS OF FAMILY							
NAME		RELATIONSHIP	AGE	BIRTHPLACE			
Calvin, Margaret		m	77	Ill.			

FORM 10-636
1910 CENSUS INDEX - FAMILY

U.S. DEPARTMENT OF COMMERCE
BUREAU OF THE CENSUS

TEXAS

6300		HEAD OF FAMILY		Wood, William		E.D.	SHEET
COLOR	AGE	BIRTHPLACE				90	417
13	44					VOL.	608
COUNTY				CITY			
Navarro							
OTHER MEMBERS OF FAMILY							
NAME		RELATIONSHIP	AGE	BIRTHPLACE			
Groatley		D	12				
Elton		D	10				

FORM 10 636
1910-CENSUS INDEX - FAMILY

U. S. DEPARTMENT OF COMMERCE
BUREAU OF THE CENSUS

TEXAS

65300		HEAD OF FAMILY		W. Wood, - 2000		E.D.	SHEET
COLOR	W	AGE	66	BIRTHPLACE	Ill. Ill.	157	288
COUNTY	Mill			CITY	Hillsboro		
OTHER MEMBERS OF FAMILY							
	NAME	RELATIONSHIP	AGE	BIRTHPLACE			
	Jane T. R.	W	68	Ill. Ill.			
	Jane T. R.	W	44				
	Jane T. R.	W	34				

TEXAS

10370		HEAD OF FAMILY		E. D.		SHEET	
COLOR	AGE	BIRTHPLACE		VOL.		36	
COUNTY	JONES		CITY				
OTHER MEMBERS OF FAMILY							
NAME		RELATION- SHIP	AGE	BIRTHPLACE			
Mary		W	34	Mo			
Hannah		D	2	Mo			
John T.							

FORM 10 836
1910 CENSUS INDEX - FAMILY

U S DEPARTMENT OF COMMERCE
BUREAU OF THE CENSUS

TEXAS

W 300	HEAD OF FAMILY		Wood Wm	E.D.	SHEET
COLOR	AGE	BIRTHPLACE		91	974
COUNTY	43	Carroll		VOL.	127
Tarrant			CITY		
OTHER MEMBERS OF FAMILY					
NAME		RELATIONSHIP	AGE	BIRTHPLACE	
Hester		W	40	Tenn	
Thomas		S	12	T	
William		D	10	T	
Myrtle		D	7	Ill	
Lee	Robt	BL	27	Tenn	
+ 2 boys					

FORM 10 636
1910 CENSUS INDEX - FAMILYU. S. DEPARTMENT OF COMMERCE
BUREAU OF THE CENSUS

TEXAS

34000		HEAD OF FAMILY		White William		E.D.	SHEET
COLOR	W	AGE	58	BIRTHPLACE	Texas	163	245
COUNTY	Tarrant			CITY		VOL.	131
OTHER MEMBERS OF FAMILY							
NAME	RELATION- SHIP	AGE	BIRTHPLACE				
L. Sallie M	W	54	Texas				

TEXAS

W 300		HEAD OF FAMILY		Wade William		E.D.	SHEET
COLOR	W	AGE	26	BIRTHPLACE		58	236
COUNTY	Tarrant			CITY	Arlington		
OTHER MEMBERS OF FAMILY							
NAME		RELATIONSHIP	AGE	BIRTHPLACE			
Della		W	37				
Pearl		W	18				
Paul		W	7				
Dora		W	1				
1-3-2							

FORM 10 636
1910 CENSUS INDEX - FAMILY

U. S. DEPARTMENT OF COMMERCE
BUREAU OF THE CENSUS

TEXAS

W300		NAME OF INDIVIDUAL		E.D.	SHEET
COLOR		AGE	BIRTHPLACE	120	323
B		26		VOL.	1288
COUNTY			Tarrant	CITY	
				Fort Worth	
ENUMERATED WITH					
Thomas Cornelius					
RELATIONSHIP TO ABOVE					
<input type="checkbox"/> SON	<input type="checkbox"/> NEPHEW	<input type="checkbox"/> STEPSON			
<input type="checkbox"/> DAUGHTER	<input type="checkbox"/> NIECE	<input type="checkbox"/> STEPDAUGHTER			
<input type="checkbox"/> BROTHER	<input type="checkbox"/> FATHER-IN-LAW	<input type="checkbox"/> COUSIN			
<input type="checkbox"/> SISTER	<input type="checkbox"/> MOTHER-IN-LAW	<input type="checkbox"/> HIRED MAN			
<input type="checkbox"/> FATHER	<input type="checkbox"/> SON-IN-LAW	<input type="checkbox"/> ROOMER			
<input type="checkbox"/> MOTHER	<input type="checkbox"/> DAUGHTER-IN-LAW	<input type="checkbox"/> SERVANT			
<input type="checkbox"/> GRANDSON	<input checked="" type="checkbox"/> BROTHER-IN-LAW	<input type="checkbox"/> OTHER (Specify)			
<input type="checkbox"/> GRANDDAUGHTER	<input type="checkbox"/> SISTER-IN-LAW				
<input type="checkbox"/> GRANDCHILD	<input type="checkbox"/> ORPHAN				

FORM 10-537

1910 CENSUS INDEX - INDIVIDUAL

U.S. DEPARTMENT OF COMMERCE
BUREAU OF THE CENSUS

TEXAS

W 300		NAME OF INDIVIDUAL Witt William		E.D. 39	SHEET 95
COLOR W	AGE 77	BIRTHPLACE Ark		VOL. 73	
COUNTY -	Hood.		CITY		
ENUMERATED WITH A. Lammie James M.					
RELATIONSHIP TO ABOVE					
<input type="checkbox"/> SON	<input type="checkbox"/> NEPHEW	<input type="checkbox"/> STEPSON			
<input type="checkbox"/> DAUGHTER	<input type="checkbox"/> NIECE	<input type="checkbox"/> STEPDAUGHTER			
<input type="checkbox"/> BROTHER	<input type="checkbox"/> FATHER-IN-LAW	<input type="checkbox"/> COUSIN			
<input type="checkbox"/> SISTER	<input type="checkbox"/> MOTHER-IN-LAW	<input type="checkbox"/> HIRED MAN			
<input type="checkbox"/> FATHER	<input type="checkbox"/> SON-IN-LAW	<input type="checkbox"/> ROOMER			
<input type="checkbox"/> MOTHER	<input type="checkbox"/> DAUGHTER-IN-LAW	<input type="checkbox"/> SERVANT			
<input type="checkbox"/> GRANDSON	<input type="checkbox"/> BROTHER-IN-LAW	<input checked="" type="checkbox"/> OTHER (Specify)			
<input type="checkbox"/> GRANDDAUGHTER	<input type="checkbox"/> SISTER-IN-LAW	u			
<input type="checkbox"/> GRANDCHILD	<input type="checkbox"/> ORPHAN				

FORM 10 637
1910 CENSUS INDEX - INDIVIDUALU. S. DEPARTMENT OF COMMERCE
BUREAU OF THE CENSUS

TEXAS

W 300	HEAD OF FAMILY <i>White William</i>		E.D. 50	SHEET 531
COLOR W	AGE 37	BIRTHPLACE S. Cal	VOL. 53	
COUNTY Frio	CITY			
OTHER MEMBERS OF FAMILY				
NAME		RELATIONSHIP	AGE	BIRTHPLACE
<i>Louisa</i>		<i>W</i>	<i>42</i>	
<i>Euphemia</i>		<i>D</i>	<i>16</i>	
<i>John</i>		<i>S</i>	<i>13</i>	
<i>Irene</i>		<i>D</i>	<i>8</i>	
<i>Etyle</i>		<i>D</i>	<i>5</i>	

FORM 10-636
1910 CENSUS INDEX - FAMILY

U.S. DEPARTMENT OF COMMERCE
BUREAU OF THE CENSUS

TEXAS

W300		HEAD OF FAMILY W. Hood William		E.O. 25	SHEET 11
COLOR W	AGE 41	BIRTHPLACE Tenn		VOL. 27	
COUNTY	Collin		CITY		
OTHER MEMBERS OF FAMILY					
NAME		RELATION- SHIP	AGE	BIRTHPLACE	
Helen		W	35	Tenn	
Horace		S	17	/	
William		S	3		
and 1 L					
and 1 La					

FORM 10 636
1910 CENSUS INDEX - FAMILY

U. S. DEPARTMENT OF COMMERCE
BUREAU OF THE CENSUS

TEXAS

W 300	HEAD OF FAMILY Wood, William		E.D. 194	SHEET 259
COLOR W	AGE 28	BIRTHPLACE		VOL. 96
COUNTY McCulloch			CITY	
OTHER MEMBERS OF FAMILY				
NAME		RELATIONSHIP	AGE	BIRTHPLACE
Lola		W	23	
Helen E		D	6	
Blanche		D	3	
Dor E		S	1- $\frac{3}{4}$	

FORM 10 636
1910 CENSUS INDEX - FAMILY

U. S. DEPARTMENT OF COMMERCE
BUREAU OF THE CENSUS

TEXAS

10300	HEAD OF FAMILY <i>Wright, William</i>		E.D. 55	SHEET 176
COLOR W	AGE 24	BIRTHPLACE	VOL. 42	
COUNTY Edwards		CITY		
OTHER MEMBERS OF FAMILY				
NAME		RELATION- SHIP	AGE	BIRTHPLACE
<i>Levin</i>				
<i>Oliver</i>				

FORM 10 636
1910 CENSUS INDEX - FAMILY

U.S. DEPARTMENT OF COMMERCE
BUREAU OF THE CENSUS

TEXAS

10300		NAME OF INDIVIDUAL Watt, William		E.O. 55	SHEET 133
COLOR W	AGE 26	BIRTHPLACE		VOL. 42	
COUNTY Edwards			CITY		
ENUMERATED WITH Kuykendall, Ira J					
RELATIONSHIP TO ABOVE					
<input type="checkbox"/> SON	<input type="checkbox"/> NEPHEW	<input type="checkbox"/> STEPSON			
<input type="checkbox"/> DAUGHTER	<input type="checkbox"/> NIECE	<input type="checkbox"/> STEPDAUGHTER			
<input type="checkbox"/> BROTHER	<input type="checkbox"/> FATHER-IN-LAW	<input type="checkbox"/> COUSIN			
<input type="checkbox"/> SISTER	<input type="checkbox"/> MOTHER-IN-LAW	<input type="checkbox"/> HIRED MAN			
<input type="checkbox"/> FATHER	<input type="checkbox"/> SON-IN-LAW	<input type="checkbox"/> ROOMER			
<input type="checkbox"/> MOTHER	<input type="checkbox"/> DAUGHTER-IN-LAW	<input type="checkbox"/> SERVANT			
<input type="checkbox"/> GRANDSON	<input type="checkbox"/> BROTHER-IN-LAW	<input checked="" type="checkbox"/> OTHER (Specify)			
<input type="checkbox"/> GRANDDAUGHTER	<input type="checkbox"/> SISTER-IN-LAW	- 30 -			
<input type="checkbox"/> GRANDCHILD	<input type="checkbox"/> ORPHAN				

FORM 10-637
1910 CENSUS INDEX - INDIVIDUAL

U. S. DEPARTMENT OF COMMERCE
BUREAU OF THE CENSUS

TEXAS

W300	HEAD OF FAMILY <i>Wade William</i>		E.D. 19	SHEET 171
COLOR <i>B</i>	AGE <i>26</i>	BIRTHPLACE	VOL. <i>54</i>	
COUNTY <i>Freestone</i>	CITY			
OTHER MEMBERS OF FAMILY				
	NAME	RELATIONSHIP	AGE	BIRTHPLACE
)	<i>Georgia</i>	<i>W</i>	<i>24</i>	

FORM 10-636
1910 CENSUS INDEX - FAMILY

U.S. DEPARTMENT OF COMMERCE
BUREAU OF THE CENSUS

TEXAS

W 360	NAME OF INDIVIDUAL <i>White William</i>		E.D. 21	SHEET 54
COLOR <i>B</i>	AGE <i>20</i>	BIRTHPLACE	VOL. <i>54</i>	
COUNTY		Freestone	CITY	
ENUMERATED WITH <i>Coleman Charley</i>				
RELATIONSHIP TO ABOVE				
<input type="checkbox"/> SON	<input type="checkbox"/> NEPHEW	<input type="checkbox"/> STEPSON		
<input type="checkbox"/> DAUGHTER	<input type="checkbox"/> NIECE	<input type="checkbox"/> STEPDAUGHTER		
<input type="checkbox"/> BROTHER	<input type="checkbox"/> FATHER-IN-LAW	<input type="checkbox"/> COUSIN		
<input type="checkbox"/> SISTER	<input type="checkbox"/> MOTHER-IN-LAW	<input checked="" type="checkbox"/> HIRED MAN		
<input type="checkbox"/> FATHER	<input type="checkbox"/> SON-IN-LAW	<input type="checkbox"/> ROOMER		
<input type="checkbox"/> MOTHER	<input type="checkbox"/> DAUGHTER-IN-LAW	<input type="checkbox"/> SERVANT		
<input type="checkbox"/> GRANDSON	<input type="checkbox"/> BROTHER-IN-LAW	<input type="checkbox"/> OTHER (Specify)		
<input type="checkbox"/> GRANDDAUGHTER	<input type="checkbox"/> SISTER-IN-LAW			
<input type="checkbox"/> GRANDCHILD	<input type="checkbox"/> ORPHAN			

FORM 10 637

1910 CENSUS INDEX - INDIVIDUAL

U. S. DEPARTMENT OF COMMERCE
BUREAU OF THE CENSUS

TEXAS

W300		HEAD OF FAMILY		E.O.	SHEET
20 ord		William		29	50
COLOR	AGE	BIRTHPLACE		VOL.	
"	31	Miss		54	
COUNTY		CITY			
Freestone					
OTHER MEMBERS OF FAMILY					
	NAME	RELATIONSHIP	AGE	BIRTHPLACE	
	Mamie	w	20		
	Caroline	m	56	Miss	
	Burley	Si	35		
	Eva	Si	22		
	Willie B	Si	14		
	Kanders Corn	Ni	11		

FORM 10-636
1910 CENSUS INDEX - FAMILY

U. S. DEPARTMENT OF COMMERCE
BUREAU OF THE CENSUS

TEXAS

W300		NAME OF INDIVIDUAL <i>White James Wm</i>		E.D. 129	SHEET 101
COLOR — B	AGE 22	BIRTHPLACE		VOL. 47	
COUNTY Ellis			CITY		
ENUMERATED WITH <i>Thippin Wilson</i>					
RELATIONSHIP TO ABOVE					
<input type="checkbox"/> SON	<input type="checkbox"/> NEPHEW	<input type="checkbox"/> STEPSON			
<input type="checkbox"/> DAUGHTER	<input type="checkbox"/> NIECE	<input type="checkbox"/> STEPDAUGHTER			
<input type="checkbox"/> BROTHER	<input type="checkbox"/> FATHER-IN-LAW	<input type="checkbox"/> COUSIN			
<input type="checkbox"/> SISTER	<input type="checkbox"/> MOTHER-IN-LAW	<input type="checkbox"/> HIRED MAN			
<input type="checkbox"/> FATHER	<input type="checkbox"/> SON-IN-LAW	<input checked="" type="checkbox"/> ROOMER			
<input type="checkbox"/> MOTHER	<input type="checkbox"/> DAUGHTER-IN-LAW	<input type="checkbox"/> SERVANT			
<input type="checkbox"/> GRANDSON	<input type="checkbox"/> BROTHER-IN-LAW	<input type="checkbox"/> OTHER (Specify)			
<input type="checkbox"/> GRANDDAUGHTER	<input type="checkbox"/> SISTER-IN-LAW				
<input type="checkbox"/> GRANDCHILD	<input type="checkbox"/> ORPHAN				

FORM 10-637
1910 CENSUS INDEX - INDIVIDUAL

U S DEPARTMENT OF COMMERCE
BUREAU OF THE CENSUS

TEXAS

W 300		HEAD OF FAMILY		Wood William		E. D.	SHEET
COLOR	W	AGE	40	BIRTHPLACE	Ala	129	50
COUNTY	Ellis			CITY		VOL.	47
OTHER MEMBERS OF FAMILY							
NAME		RELATIONSHIP	AGE	BIRTHPLACE			
Rebecca J		W	58				
John W		S	24				
Lillie		D	24				
Walter		S	20				
Francis		D	14				
Gordon		G.S	2				

FORM 10-638
1910 CENSUS INDEX - FAMILY

U. S. DEPARTMENT OF COMMERCE
BUREAU OF THE CENSUS

TEXAS

16-300		HEAD OF FAMILY		E.D.	SHEET
COLOR	AGE	BIRTHPLACE		VOL.	
COUNTY			Fayette	CITY	
OTHER MEMBERS OF FAMILY					
	NAME	RELATIONSHIP	AGE	BIRTHPLACE	

FORM 10-636

1910 CENSUS INDEX - FAMILY

U S DEPARTMENT OF COMMERCE
BUREAU OF THE CENSUS

TEXAS

10 38		HEAD OF FAMILY		E.O.		SHEET	
		white, William		56		83	
COLOR	AGE	BIRTHPLACE		VOL			
11	21	-		61			
COUNTY				CITY			
Fayette				-			
OTHER MEMBERS OF FAMILY							
NAME		RELATIONSHIP	AGE	BIRTHPLACE			
William		W	28				
Mary		W	6				
Effie		D	4				
Robert		S	2				
Miss		S	1 1/2				

FORM 10 636
1910 CENSUS INDEX - FAMILY

U.S. DEPARTMENT OF COMMERCE
BUREAU OF THE CENSUS

TEXAS

W300	HEAD OF FAMILY White Wm.		E.D. 146	SHEET 149
COLOR Cm	AGE 44	BIRTHPLACE		VOL. 56
COUNTY Gillespie		CITY		
OTHER MEMBERS OF FAMILY				
NAME		RELATIONSHIP	AGE	BIRTHPLACE
Bertha		W	32	
Elmore		D	13	
Eda May		D	10	
Standley		S	9	
Banks Charles		S	7	
Oliver		D	5	
Mildred		S	2	

FORM 10 636
1910 CENSUS INDEX - FAMILY

U. S. DEPARTMENT OF COMMERCE
BUREAU OF THE CENSUS

TEXAS

W300		HEAD OF FAMILY		E.D.	SHEET
White Williams		132		B83	
COLOR	W	AGE	BIRTHPLACE	VOL.	
	55	England	47		
COUNTY			CITY		
Ellis					
OTHER MEMBERS OF FAMILY					
NAME		RELATIONSHIP	AGE	BIRTHPLACE	
Ida		W	46		
Hester		S	22		
James		O	15		

FORM 10-636
1910 CENSUS INDEX - FAMILY

U.S. DEPARTMENT OF COMMERCE
BUREAU OF THE CENSUS

TEXAS

W 300	HEAD OF FAMILY		Wade William	E.O.	SHEET
COLOR	AGE	BIRTHPLACE			
B	43	Tenn		20	51
COUNTY	CITY		VOL.		
	Ellis		46		
Wajahachie					
OTHER MEMBERS OF FAMILY					
NAME		RELATIONSHIP	AGE	BIRTHPLACE	
Clifford		W	37		
Lillian		D	10		
McDonald		N	14		

W300		HEAD OF FAMILY		136 TEXAS	
COLOR		AGE	BIRTHPLACE	E.D.	SHEET
W		37		112	112
COUNTY			VOL.		
Ellis			47		
			CITY		
			Ellis ENNIS		
OTHER MEMBERS OF FAMILY					
NAME		RELATIONSHIP	AGE	BIRTHPLACE	
Dorice		W	27		
Earl		S	4		
Herman		S	1 1/2		

FORM 10 636
1910 CENSUS INDEX - FAMILY

U.S. DEPARTMENT OF COMMERCE
BUREAU OF THE CENSUS

TEXAS

W 300	HEAD OF FAMILY		E.D.		SHEET	
COLOR	AGE	BIRTHPLACE	137		156	
B	70	White	Wood		VOL.	
COUNTY	CITY		116			
Rains						
OTHER MEMBERS OF FAMILY						
NAME		RELATIONSHIP	AGE	BIRTHPLACE		
Fremble Nelson		22	3			

FORM 10 636

1910 CENSUS INDEX - FAMILY

U. S. DEPARTMENT OF COMMERCE
BUREAU OF THE CENSUS

TEXAS

W 300	NAME OF INDIVIDUAL Wheat, William		E.O. 157	SHEET 238
COLOR W	AGE 37	BIRTHPLACE	VOL. 135	
COUNTY		Tyler	CITY	
ENUMERATED WITH Wheat, Georgie				
RELATIONSHIP TO ABOVE				
<input type="checkbox"/> SON	<input type="checkbox"/> NEPHEW	<input type="checkbox"/> STEPSON		
<input type="checkbox"/> DAUGHTER	<input type="checkbox"/> NIECE	<input type="checkbox"/> STEPDAUGHTER		
<input checked="" type="checkbox"/> BROTHER	<input type="checkbox"/> FATHER-IN-LAW	<input type="checkbox"/> COUSIN		
<input type="checkbox"/> SISTER	<input type="checkbox"/> MOTHER-IN-LAW	<input type="checkbox"/> HIRED MAN		
<input type="checkbox"/> FATHER	<input type="checkbox"/> SON-IN-LAW	<input type="checkbox"/> ROOMER		
<input type="checkbox"/> MOTHER	<input type="checkbox"/> DAUGHTER-IN-LAW	<input type="checkbox"/> SERVANT		
<input type="checkbox"/> GRANDSON	<input type="checkbox"/> BROTHER-IN-LAW	<input type="checkbox"/> OTHER (Specify)		
<input type="checkbox"/> GRANDDAUGHTER	<input type="checkbox"/> SISTER-IN-LAW			
<input type="checkbox"/> GRANDCHILD	<input type="checkbox"/> ORPHAN			

FORM BC-627 (5-5-57)
FORMERLY 10-637

1910 CENSUS INDEX - INDIVIDUAL

U.S. DEPARTMENT OF COMMERCE
BUREAU OF THE CENSUS

TEXAS

W300	NAME OF INDIVIDUAL <i>White William</i>		E.D. 109	SHEET 132
COLOR <i>W</i>	AGE <i>8</i>	BIRTHPLACE	VOL. <i>138</i>	
COUNTY	Trinity		CITY	
ENUMERATED WITH <i>Steel James A.</i>				
RELATIONSHIP TO ABOVE				
<input type="checkbox"/> SON	<input type="checkbox"/> NEPHEW	<input checked="" type="checkbox"/> STEPSON		
<input type="checkbox"/> DAUGHTER	<input type="checkbox"/> NIECE	<input type="checkbox"/> STEPDAUGHTER		
<input type="checkbox"/> BROTHER	<input type="checkbox"/> FATHER-IN-LAW	<input type="checkbox"/> COUSIN		
<input type="checkbox"/> SISTER	<input type="checkbox"/> MOTHER-IN-LAW	<input type="checkbox"/> HIRE MAN		
<input type="checkbox"/> FATHER	<input type="checkbox"/> SON-IN-LAW	<input type="checkbox"/> ROOMER		
<input type="checkbox"/> MOTHER	<input type="checkbox"/> DAUGHTER-IN-LAW	<input type="checkbox"/> SERVANT		
<input type="checkbox"/> GRANDSON	<input type="checkbox"/> BROTHER-IN-LAW	<input type="checkbox"/> OTHER (<i>Specify</i>)		
<input type="checkbox"/> GRANDDAUGHTER	<input type="checkbox"/> SISTER-IN-LAW			
<input type="checkbox"/> GRANDCHILD	<input type="checkbox"/> ORPHAN			

FORM BC-627 (9-6-67)
FORMERLY 10-627U.S. DEPARTMENT OF COMMERCE
BUREAU OF THE CENSUS

1910 CENSUS INDEX - INDIVIDUAL

TEXAS

77 6000	HEAD OF FAMILY Wade Tom.		E.D. 256	SHEET 131
COLOR W	AGE 69	BIRTHPLACE W	VOL. 127	
COUNTY Stonewall		CITY		
OTHER MEMBERS OF FAMILY				
NAME	RELATIONSHIP	AGE	BIRTHPLACE	
M. E.	W	59	Ala	
P. T.	S	25	T	

FORM 10-636
1910 CENSUS INDEX - FAMILY

U. S. DEPARTMENT OF COMMERCE
BUREAU OF THE CENSUS

TEXAS

10-20-11		HEAD OF FAMILY		E.D.		SHEET	
W		32		Upshur		98/94	
W		32		Upshur		VOL. 39	
COUNTY		Upshur		CITY			
OTHER MEMBERS OF FAMILY							
NAME		RELATIONSHIP		AGE		BIRTHPLACE	
Mary		W		29			
Billie J		S		6			
Thacie L		D		2			

FORM 10 636
1910 CENSUS INDEX - FAMILY

U S DEPARTMENT OF COMMERCE
BUREAU OF THE CENSUS

TEXAS

U.S. ... HEAD OF FAMILY		... BIRTHPLACE		S.O. ...	SHEET 151
COLUMN ...	AGE ...	BIRTHPLACE ...		VOL. ...	
COUNTY Nacogdoches		CITY ...			
OTHER MEMBERS OF FAMILY					
NAME	RELATIONSHIP	AGE	BIRTHPLACE		
...		
...		
...		
...		
...		
...		
...		
...		

FORM 10 636
 1910 CENSUS INDEX - FAMILY

U S DEPARTMENT OF COMMERCE
 BUREAU OF THE CENSUS

TEXAS

W 300	NAME OF INDIVIDUAL Wade William		E.P. 100	SHEET 130
COLOR W	AGE 14	BIRTHPLACE	VOL. 109	
COUNTY Nacogdoches		CITY		
ENUMERATED WITH Cox Rody				
RELATIONSHIP TO ABOVE				
<input checked="" type="checkbox"/> SON	<input type="checkbox"/> NEPHEW	<input type="checkbox"/> STEPSON		
<input type="checkbox"/> DAUGHTER	<input type="checkbox"/> NIECE	<input type="checkbox"/> STEPDAUGHTER		
<input type="checkbox"/> BROTHER	<input type="checkbox"/> FATHER-IN-LAW	<input type="checkbox"/> COUSIN		
<input type="checkbox"/> SISTER	<input type="checkbox"/> MOTHER-IN-LAW	<input type="checkbox"/> HIRED MAN		
<input type="checkbox"/> FATHER	<input type="checkbox"/> SON-IN-LAW	<input type="checkbox"/> ROOMER		
<input type="checkbox"/> MOTHER	<input type="checkbox"/> DAUGHTER-IN-LAW	<input type="checkbox"/> SERVANT		
<input type="checkbox"/> GRANDSON	<input type="checkbox"/> BROTHER-IN-LAW	<input type="checkbox"/> OTHER (Specify)		
<input type="checkbox"/> GRANDDAUGHTER	<input type="checkbox"/> SISTER-IN-LAW			
<input type="checkbox"/> GRANDCHILD	<input type="checkbox"/> ORPHAN			

FORM 10 637

1910 CENSUS INDEX - INDIVIDUAL

U S DEPARTMENT OF COMMERCE
BUREAU OF THE CENSUS

TEXAS

W 300	HEAD OF FAMILY		White, William	E.D.	18	SHEET	17	
COLOR	B	AGE	38	BIRTHPLACE	VOL.			18
COUNTY	Burlison			CITY				
OTHER MEMBERS OF FAMILY								
NAME		RELATIONSHIP	AGE	BIRTHPLACE				
Susan		W	37					
Lola E		D	18					
Larena		D	17					
Annie		D	14					
David		S	12					
Henrietta		D	11					
Williams, Riley		F	87	N.S.				

FORM 10-636
1910 CENSUS INDEX - FAMILY

U. S. DEPARTMENT OF COMMERCE
BUREAU OF THE CENSUS

TEXAS

W300		NAME OF INDIVIDUAL White, William		E.D. 72	SHEET 2/3
COLOR W	AGE 74	BIRTHPLACE		VOL. 703	
COUNTY Milam			CITY		
ENUMERATED WITH Prest, Joe					
RELATIONSHIP TO ABOVE					
<input type="checkbox"/> SON	<input type="checkbox"/> NEPHEW	<input type="checkbox"/> STEPSON			
<input type="checkbox"/> DAUGHTER	<input type="checkbox"/> NIECE	<input type="checkbox"/> STEPDAUGHTER			
<input checked="" type="checkbox"/> BROTHER	<input type="checkbox"/> FATHER-IN-LAW	<input type="checkbox"/> COUSIN			
<input type="checkbox"/> SISTER	<input type="checkbox"/> MOTHER-IN-LAW	<input type="checkbox"/> HIRED MAN			
<input type="checkbox"/> FATHER	<input type="checkbox"/> SON-IN-LAW	<input type="checkbox"/> ROOMER			
<input type="checkbox"/> MOTHER	<input type="checkbox"/> DAUGHTER-IN-LAW	<input type="checkbox"/> SERVANT			
<input type="checkbox"/> GRANDSON	<input type="checkbox"/> BROTHER-IN-LAW	<input type="checkbox"/> OTHER (Specify)			
<input type="checkbox"/> GRANDDAUGHTER	<input type="checkbox"/> SISTER-IN-LAW				
<input type="checkbox"/> GRANDCHILD	<input type="checkbox"/> ORPHAN				

FORM 10 637

1910 CENSUS INDEX - INDIVIDUAL

U. S. DEPARTMENT OF COMMERCE
BUREAU OF THE CENSUS

TEXAS

W 300	HEAD OF FAMILY Woody William		E.O. 64	SHEET 373
COLOR W	AGE 22	BIRTHPLACE Ga	VOL. 103	
COUNTY Milam		CITY Lockdale		
OTHER MEMBERS OF FAMILY				
NAME		RELATIONSHIP	AGE	BIRTHPLACE
William		W	60	N.C.
Mary		W	25	
Sarah		S	21	
Pearl, John		S	39	Tx
John		S	30	
John		S	11	
Margaret		S	4	

FORM 10 636

1910 CENSUS INDEX - FAMILY

U. S. DEPARTMENT OF COMMERCE
BUREAU OF THE CENSUS

TEXAS

10 300	HEAD OF FAMILY		E.D.	SHEET
COLOR	AGE	BIRTHPLACE	VOL.	
W	31	Ariz	73 702	
COUNTY	Mifam		CITY	
Cameron				
OTHER MEMBERS OF FAMILY				
NAME		RELATIONSHIP	AGE	BIRTHPLACE
Wife		W	57	Ariz
Walter		M	72	Mass

FORM 10 636
1910 CENSUS INDEX - FAMILY

U. S. DEPARTMENT OF COMMERCE
BUREAU OF THE CENSUS

TEXAS

W 300	HEAD OF FAMILY White Wilson		E.D. 58	SHEET 34
COLOR W	AGE 25	BIRTHPLACE		VOL. 102
COUNTY Milam		CITY		
OTHER MEMBERS OF FAMILY				
NAME		RELATIONSHIP	AGE	BIRTHPLACE
Dadella		w	24	
Wilson		s	6	
Hester		d	2	
Henry		s	1	

FORM 10-636
1910 CENSUS INDEX - FAMILY

U.S. DEPARTMENT OF COMMERCE
BUREAU OF THE CENSUS

TEXAS

63700		NAME OF INDIVIDUAL White, Wm		E.O.	SHEET
COLOR W	AGE 25	BIRTHPLACE		112	25
COUNTY Harris			CITY	VOL. 69	
ENUMERATED WITH Miller, J. E.					
RELATIONSHIP TO ABOVE					
<input type="checkbox"/> SON	<input type="checkbox"/> NEPHEW	<input type="checkbox"/> STEPSON			
<input type="checkbox"/> DAUGHTER	<input type="checkbox"/> NIECE	<input type="checkbox"/> STEPDAUGHTER			
<input type="checkbox"/> BROTHER	<input type="checkbox"/> FATHER-IN-LAW	<input type="checkbox"/> COUSIN			
<input type="checkbox"/> SISTER	<input type="checkbox"/> MOTHER-IN-LAW	<input type="checkbox"/> HIRED MAN			
<input type="checkbox"/> FATHER	<input type="checkbox"/> SON-IN-LAW	<input type="checkbox"/> ROOMER			
<input type="checkbox"/> MOTHER	<input type="checkbox"/> DAUGHTER-IN-LAW	<input type="checkbox"/> SERVANT			
<input type="checkbox"/> GRANDSON	<input checked="" type="checkbox"/> BROTHER-IN-LAW	<input type="checkbox"/> OTHER (Specify)			
<input type="checkbox"/> GRANDDAUGHTER	<input type="checkbox"/> SISTER-IN-LAW				
<input type="checkbox"/> GRANDCHILD	<input type="checkbox"/> ORPHAN				

FORM 10 637

1910 CENSUS INDEX - INDIVIDUAL

U. S. DEPARTMENT OF COMMERCE
BUREAU OF THE CENSUS

TEXAS

U 300	HEAD OF FAMILY <i>White William</i>		E.D. 40	SHEET 282
COLOR <i>B</i>	AGE 43	BIRTHPLACE		VOL. 69
COUNTY <i>Harris</i>		CITY		
OTHER MEMBERS OF FAMILY				
NAME		RELATIONSHIP	AGE	BIRTHPLACE
<i>Martina</i>		<i>W</i>	<i>39</i>	
<i>William</i>		<i>S</i>	<i>8</i>	
<i>Boyd</i>	<i>Emily</i>	<i>M L</i>	<i>79</i>	<i>Ta</i>

FORM 10 638
1910 CENSUS INDEX - FAMILY

U S. DEPARTMENT OF COMMERCE
BUREAU OF THE CENSUS

TEXAS

W300	NAME OF INDIVIDUAL <i>White William</i>		E.D. <i>40</i>	SHEET <i>48</i>
COLOR <i>W</i>	AGE <i>20</i>	BIRTHPLACE	VOL. <i>69</i>	
COUNTY <i>Harris</i>		CITY		
ENUMERATED WITH <i>Duncan Hartford</i>				
RELATIONSHIP TO ABOVE				
<input type="checkbox"/> SON	<input type="checkbox"/> NEPHEW	<input checked="" type="checkbox"/> STEPSON		
<input type="checkbox"/> DAUGHTER	<input type="checkbox"/> NIECE	<input type="checkbox"/> STEPDAUGHTER		
<input type="checkbox"/> BROTHER	<input type="checkbox"/> FATHER-IN-LAW	<input type="checkbox"/> COUSIN		
<input type="checkbox"/> SISTER	<input type="checkbox"/> MOTHER-IN-LAW	<input type="checkbox"/> HIRED MAN		
<input type="checkbox"/> FATHER	<input type="checkbox"/> SON-IN-LAW	<input type="checkbox"/> ROOMER		
<input type="checkbox"/> MOTHER	<input type="checkbox"/> DAUGHTER-IN-LAW	<input type="checkbox"/> SERVANT		
<input type="checkbox"/> GRANDSON	<input type="checkbox"/> BROTHER-IN-LAW	<input type="checkbox"/> OTHER (<i>Specify</i>)		
<input checked="" type="checkbox"/> GRANDDAUGHTER	<input type="checkbox"/> SISTER-IN-LAW			
<input type="checkbox"/> GRANDCHILD	<input type="checkbox"/> ORPHAN			

FORM 10-637

1910 CENSUS INDEX - INDIVIDUAL

U.S. DEPARTMENT OF COMMERCE
BUREAU OF THE CENSUS

TEXAS

W300	NAME OF INDIVIDUAL Wood Wm		E.O. 149	SHEET 10
COLOR W	AGE 22	BIRTHPLACE	VOL. 88	
COUNTY Kimble		CITY		
ENUMERATED WITH Kiddie Alvin				
RELATIONSHIP TO ABOVE				
<input type="checkbox"/> SON	<input type="checkbox"/> NEPHEW	<input type="checkbox"/> STEPSON		
<input type="checkbox"/> DAUGHTER	<input type="checkbox"/> NIECE	<input type="checkbox"/> STEPDAUGHTER		
<input type="checkbox"/> BROTHER	<input type="checkbox"/> FATHER-IN-LAW	<input type="checkbox"/> COUSIN		
<input type="checkbox"/> SISTER	<input type="checkbox"/> MOTHER-IN-LAW	<input checked="" type="checkbox"/> HIRED MAN		
<input type="checkbox"/> FATHER	<input type="checkbox"/> SON-IN-LAW	<input type="checkbox"/> ROOMER		
<input type="checkbox"/> MOTHER	<input type="checkbox"/> DAUGHTER-IN-LAW	<input type="checkbox"/> SERVANT		
<input type="checkbox"/> GRANDSON	<input type="checkbox"/> BROTHER-IN-LAW	<input type="checkbox"/> OTHER (Specify)		
<input type="checkbox"/> GRANDDAUGHTER	<input type="checkbox"/> SISTER-IN-LAW			
<input type="checkbox"/> GRANDCHILD	<input type="checkbox"/> ORPHAN			

FORM 10 637

1910 CENSUS INDEX - INDIVIDUAL

U.S. DEPARTMENT OF COMMERCE
BUREAU OF THE CENSUS

TEXAS

W300		HEAD OF FAMILY		Wood, William		E.D.	SHEET
COLOR	W	AGE	63	BIRTHPLACE	N.Y.	173	46
COUNTY	Lampasas			CITY		VOL.	92
OTHER MEMBERS OF FAMILY							
NAME		RELATIONSHIP	AGE	BIRTHPLACE			
Susan C		W	61	Iowa			
Mary C		D	27				
Emily J		D	25				
John O		S	21				

FORM 10 636
1910 CENSUS INDEX - FAMILY

U.S. DEPARTMENT OF COMMERCE
BUREAU OF THE CENSUS

TEXAS

W. W. W.		HEAD OF FAMILY		W. W. W.		E.O.	SHEET
COLOR	3	AGE	42	BIRTHPLACE		128	191
COUNTY	LAVACA		CITY		VOL. 93		
-OTHER MEMBERS OF FAMILY							
	NAME	RELATIONSHIP	AGE	BIRTHPLACE			
	George	W	31				
	Fida	D	3				
	Collin	S	16				
	Willie	S	14	1			

FORM 10 636
1910 CENSUS INDEX - FAMILY

U S DEPARTMENT OF COMMERCE
BUREAU OF THE CENSUS

TEXAS

10300		HEAD OF FAMILY		E.D.	SHEET
White		7 2		60	268
COLOR	AGE	BIRTHPLACE		VOL.	
15	38			67	
COUNTY	Harris		CITY		
			Houston		
OTHER MEMBERS OF FAMILY					
NAME		RELATIONSHIP	AGE	BIRTHPLACE	
Wendy		6	31		
Dorothy		Wife	8		
Therese		Child	6		

FORM 10 636
1910 CENSUS INDEX - FAMILY

U S DEPARTMENT OF COMMERCE
BUREAU OF THE CENSUS

TEXAS

HEAD OF FAMILY <i>W. B. ...</i>		E.O. <i>65</i>		SHEET <i>187</i>
COLOR <i>B</i>	AGE <i>27</i>	BIRTHPLACE		VOL. <i>67</i>
COUNTY Harris			CITY Houston	
OTHER MEMBERS OF FAMILY				
NAME		RELATIONSHIP	AGE	BIRTHPLACE
<i>...</i>		<i>...</i>	<i>...</i>	
<i>...</i>		<i>...</i>	<i>...</i>	
<i>...</i>		<i>...</i>	<i>...</i>	

FORM 10 636

1910 CENSUS INDEX - FAMILY

U S DEPARTMENT OF COMMERCE
BUREAU OF THE CENSUS

TEXAS

10-200	HEAD OF FAMILY W. C. Williams		E.D. 36	SHEET 36
COLOR W	AGE 22	BIRTHPLACE	VOL. -67	
COUNTY Harris		CITY Houston		
OTHER MEMBERS OF FAMILY				
NAME		RELATIONSHIP	AGE	BIRTHPLACE
W. C. Williams		6	22	

FORM 10 636

1910-CENSUS INDEX - FAMILY

U. S. DEPARTMENT OF COMMERCE
BUREAU OF THE CENSUS

TEXAS

W 300	NAME OF INDIVIDUAL <i>White, William</i>		S.D. <i>107</i>	SHEET <i>221</i>
COLOR <i>W</i>	AGE <i>56</i>	BIRTHPLACE <i>Eng</i>	VOL. <i>66</i>	
COUNTY <i>Harris</i>	CITY <i>Houston</i>			
ENUMERATED WITH <i>White, W. O.</i>				
RELATIONSHIP TO ABOVE				
<input type="checkbox"/> SON	<input type="checkbox"/> NEPHEW	<input type="checkbox"/> STEPSON		
<input type="checkbox"/> DAUGHTER	<input type="checkbox"/> NIECE	<input type="checkbox"/> STEPDAUGHTER		
<input type="checkbox"/> BROTHER	<input type="checkbox"/> FATHER-IN-LAW	<input type="checkbox"/> COUSIN		
<input type="checkbox"/> SISTER	<input type="checkbox"/> MOTHER-IN-LAW	<input type="checkbox"/> HIRED MAN		
<input checked="" type="checkbox"/> FATHER	<input type="checkbox"/> SON-IN-LAW	<input type="checkbox"/> ROOMER		
<input type="checkbox"/> MOTHER	<input type="checkbox"/> DAUGHTER-IN-LAW	<input type="checkbox"/> SERVANT		
<input type="checkbox"/> GRANDSON	<input type="checkbox"/> BROTHER-IN-LAW	<input type="checkbox"/> OTHER (<i>Specify</i>)		
<input type="checkbox"/> GRANDDAUGHTER	<input type="checkbox"/> SISTER-IN-LAW			
<input type="checkbox"/> GRANDCHILD	<input type="checkbox"/> ORPHAN			

FORM 10 637
1910 CENSUS INDEX - INDIVIDUAL

U. S. DEPARTMENT OF COMMERCE
BUREAU OF THE CENSUS

TEXAS

W300	HEAD OF FAMILY W. G. W. Williams		E.D. 153	SHEET 35
COLOR B	AGE 24	BIRTHPLACE	VOL. 123	
COUNTY	Victoria		CITY	
OTHER MEMBERS OF FAMILY				
NAME		RELATIONSHIP	AGE	BIRTHPLACE
/ Mary		w	23	

FORM 10-636
1910 CENSUS INDEX - FAMILY

U. S. DEPARTMENT OF COMMERCE
BUREAU OF THE CENSUS

TEXAS

W 310		HEAD OF FAMILY		E.O.	SHEET
		White Williams		9	2
COLOR	AGE	BIRTHPLACE		VOL.	
W	40			4	
COUNTY			CITY		
Bandera					
OTHER MEMBERS OF FAMILY					
NAME		RELATIONSHIP	AGE	BIRTHPLACE	
Lizzie		W	27		
George		S	8		
Jewel		D	5		

FORM 10-636
1910 CENSUS INDEX - FAMILY

U. S. DEPARTMENT OF COMMERCE
BUREAU OF THE CENSUS

TEXAS

11300		HEAD OF FAMILY		Wade William		E.D.	SHEET
COLOR	4	AGE	68	BIRTHPLACE	Canada	10	7
COUNTY				VOL.			
Bandera				CITY			
OTHER MEMBERS OF FAMILY							
NAME		RELATIONSHIP	AGE	BIRTHPLACE			
1 Raymond		S	16				

FORM 10-636
1910 CENSUS INDEX - FAMILY

U.S. DEPARTMENT OF COMMERCE
BUREAU OF THE CENSUS

TEXAS

10300		HEAD OF FAMILY		<i>White Williams</i>		E.D.	SHEET
COLOR	<i>B</i>	AGE	<i>31</i>	BIRTHPLACE	<i>La</i>	<i>86</i>	<i>204</i>
COUNTY				CITY	<i>Pilot Point</i>	VOL.	<i>39</i>
Denton							
OTHER MEMBERS OF FAMILY							
NAME				RELATIONSHIP	AGE	BIRTHPLACE	
<i>Estell</i>				<i>W</i>	<i>28</i>		
<i>Lizette</i>				<i>D</i>	<i>19</i>		
<i>Joseph</i>				<i>S</i>	<i>16</i>		
<i>Childs Clara</i>				<i>D</i>	<i>17</i>		
<i>H B</i>							

FORM 10-636
1910 CENSUS-INDEX - FAMILY

U.S. DEPARTMENT OF COMMERCE
BUREAU OF THE CENSUS

TEXAS

W300	HEAD OF FAMILY Woods, William		E.D. 91	SHEET 195
COLOR W	AGE 35	BIRTHPLACE Ky.	VOL. 39	
COUNTY Denton		CITY		
OTHER MEMBERS OF FAMILY				
NAME		RELATIONSHIP	AGE	BIRTHPLACE
Wife		W	29	Ky.
Berford		S	12	
Baby		M	8	
Weslie		S	6	
Tiddie		S	4	

FORM 10-636

1910 CENSUS INDEX - FAMILY

U.S. DEPARTMENT OF COMMERCE
BUREAU OF THE CENSUS

TEXAS

12300		NAME OF INDIVIDUAL Wyatt Wilson		E.D. 46	SHEET 16
COLOR 1e	AGE 28	BIRTHPLACE		VOL. 31	
COUNTY Cooke		CITY			
ENUMERATED WITH Wyatt Clarence W.					
RELATIONSHIP TO ABOVE					
<input type="checkbox"/> SON	<input checked="" type="checkbox"/> NEPHEW	<input type="checkbox"/> STEPSON			
<input type="checkbox"/> DAUGHTER	<input type="checkbox"/> NIECE	<input type="checkbox"/> STEPDAUGHTER			
<input type="checkbox"/> BROTHER	<input type="checkbox"/> FATHER-IN-LAW	<input type="checkbox"/> COUSIN			
<input type="checkbox"/> SISTER	<input type="checkbox"/> MOTHER-IN-LAW	<input type="checkbox"/> HIRED MAN			
<input type="checkbox"/> FATHER	<input type="checkbox"/> SON-IN-LAW	<input type="checkbox"/> ROOMER			
<input type="checkbox"/> MOTHER	<input type="checkbox"/> DAUGHTER-IN-LAW	<input type="checkbox"/> SERVANT			
<input type="checkbox"/> GRANDSON	<input type="checkbox"/> BROTHER-IN-LAW	<input type="checkbox"/> OTHER (Specify)			
<input type="checkbox"/> GRANDDAUGHTER	<input type="checkbox"/> SISTER-IN-LAW				
<input type="checkbox"/> GRANDCHILD	<input type="checkbox"/> ORPHAN				

FORM 10 637
1910 CENSUS INDEX - INDIVIDUAL

U.S. DEPARTMENT OF COMMERCE
BUREAU OF THE CENSUS

TEXAS

W 300	HEAD OF FAMILY Wood William		E.D. 24	SHEET 23
COLOR W	AGE 52	BIRTHPLACE Scot	VOL. 8	
COUNTY	Bell		CITY	
OTHER MEMBERS OF FAMILY				
	NAME	RELATION- SHIP	AGE	BIRTHPLACE
/	Matth H	H	32	
/	Fred B	S	18	
/	Mary E	D	14	
/	John C	S	12	
/	Myron E	S	5	
/	Thelma E	D	3	
/	Haddie	D	1	

FORM 10 636

1910 CENSUS INDEX - FAMILY

U.S. DEPARTMENT OF COMMERCE
BUREAU OF THE CENSUS

TEXAS

10300		HEAD OF FAMILY		E.D.		SHEET	
COLOR	AGE	BIRTHPLACE		VOL.			
COUNTY	Bell		CITY				
OTHER MEMBERS OF FAMILY							
NAME		RELATIONSHIP	AGE	BIRTHPLACE			
Mary E.		Wife	34	Texas			
L. M. H.		Child	2	Texas			

FORM 10 636
 1910 CENSUS INDEX - FAMILY

U.S. DEPARTMENT OF COMMERCE
 BUREAU OF THE CENSUS

LC 300		HEAD OF FAMILY		TEXAS	
COLOR	AGE	BIRTHPLACE	E.O.	SHEET	
	2	Illinois	14	18	
COUNTY	Dear Smith		VOL.	39	
			CITY		
	OTHER MEMBERS OF FAMILY				
NAME		RELATIONSHIP	AGE	BIRTHPLACE	
/		Wife	24		
/					
/					
/					
/					
/					
/					
/					
/					

FORM 10 836
 989
 1910 CENSUS INDEX - FAMILY

U.S. DEPARTMENT OF COMMERCE
 BUREAU OF THE CENSUS

TEXAS

10300	HEAD OF FAMILY <i>White William</i>		E.D. 42	SHEET 948
COLOR <i>W</i>	AGE 43	BIRTHPLACE <i>Pa</i>	VOL. 30	
COUNTY <i>Delta</i>		CITY <i>Cooper</i>		
OTHER MEMBERS OF FAMILY				
NAME		RELATIONSHIP	AGE	BIRTHPLACE
<i>Myrtle</i>		<i>W</i>	<i>31</i>	<i>Mass</i>
<i>Alvin</i>		<i>S</i>	<i>20</i>	
<i>Hollis</i>		<i>S</i>	<i>18</i>	
<i>Benjamin</i>		<i>S</i>	<i>16</i>	
<i>William</i>		<i>S</i>	<i>6</i>	
<i>Morris</i>		<i>S</i>	<i>4</i>	
<i>Burton</i>		<i>S</i>	<i>3</i>	

FORM 10 636

1910 CENSUS-INDEX - FAMILY

U.S. DEPARTMENT OF COMMERCE
BUREAU OF THE CENSUS

TEXAS

W300		NAME OF INDIVIDUAL <i>White, William</i>		E.C. 83	SHEET 97
COLOR W	AGE 18	BIRTHPLACE Mass.		VOL. 45	
COUNTY El Paso		CITY ★			
ENUMERATED WITH <i>Mark, Frank</i>					
RELATIONSHIP TO ABOVE					
<input type="checkbox"/> SON	<input type="checkbox"/> NEPHEW	<input type="checkbox"/> STEPSON			
<input type="checkbox"/> DAUGHTER	<input type="checkbox"/> NIECE	<input type="checkbox"/> STEPDAUGHTER			
<input type="checkbox"/> BROTHER	<input type="checkbox"/> FATHER-IN-LAW	<input type="checkbox"/> COUSIN			
<input type="checkbox"/> SISTER	<input type="checkbox"/> MOTHER-IN-LAW	<input type="checkbox"/> HIRED MAN			
<input type="checkbox"/> FATHER	<input type="checkbox"/> SON-IN-LAW	<input checked="" type="checkbox"/> ROOMER			
<input type="checkbox"/> MOTHER	<input type="checkbox"/> DAUGHTER-IN-LAW	<input type="checkbox"/> SERVANT			
<input type="checkbox"/> GRANDSON	<input type="checkbox"/> BROTHER-IN-LAW	<input type="checkbox"/> OTHER (Specify)			
<input type="checkbox"/> GRANDDAUGHTER	<input type="checkbox"/> SISTER-IN-LAW				
<input type="checkbox"/> GRANDCHILD	<input type="checkbox"/> ORPHAN				

FORM 10-637
1910 CENSUS INDEX - INDIVIDUAL

U.S. DEPARTMENT OF COMMERCE
BUREAU OF THE CENSUS

TEXAS

66300	HEAD OF FAMILY Wood, William		E.D. 32	SHEET 44
COLOR W	AGE 33	BIRTHPLACE		VOL. 58
COUNTY -	Grimes	CITY Navasota		
OTHER MEMBERS OF FAMILY				
NAME		RELATION- SHIP	AGE	BIRTHPLACE
Luzie		W	31	
Fannie K.		D	9	
Green H.		S	7	
Elizabeth		D	2 1/2	

FORM 10-636
1910 CENSUS INDEX - FAMILY

U.S. DEPARTMENT OF COMMERCE
BUREAU OF THE CENSUS

W. 300		NAME OF INDIVIDUAL <i>Wade William</i>		TEXAS	
COLOR <i>B</i>	AGE <i>62</i>	BIRTHPLACE <i>N. Y.</i>	E.D. <i>52</i>	SHEET <i>337</i>	
COUNTY <i>Guadalupe</i>	CITY <i>Seguin</i>		VOL. <i>63</i>		
ENUMERATED WITH <i>no head shown</i>					
RELATIONSHIP TO ABOVE					
<input type="checkbox"/> SON	<input type="checkbox"/> NEPHEW	<input type="checkbox"/> STEPSON			
<input type="checkbox"/> DAUGHTER	<input type="checkbox"/> NIECE	<input type="checkbox"/> STEPDAUGHTER			
<input type="checkbox"/> BROTHER	<input type="checkbox"/> FATHER-IN-LAW	<input type="checkbox"/> COUSIN			
<input type="checkbox"/> SISTER	<input type="checkbox"/> MOTHER-IN-LAW	<input type="checkbox"/> HIRED MAN			
<input type="checkbox"/> FATHER	<input type="checkbox"/> SON-IN-LAW	<input type="checkbox"/> ROOMER			
<input type="checkbox"/> MOTHER	<input type="checkbox"/> DAUGHTER-IN-LAW	<input type="checkbox"/> SERVANT			
<input type="checkbox"/> GRANDSON	<input type="checkbox"/> BROTHER-IN-LAW	<input checked="" type="checkbox"/> OTHER (Specify) <i>In jail</i>			
<input type="checkbox"/> GRANDDAUGHTER	<input type="checkbox"/> SISTER-IN-LAW				
<input type="checkbox"/> GRANDCHILD	<input type="checkbox"/> ORPHAN				

FORM 10-637
1910 CENSUS INDEX - INDIVIDUAL

U.S. DEPARTMENT OF COMMERCE
BUREAU OF THE CENSUS

TEXAS

W 300		HEAD OF FAMILY		E.D.	SHEET
White		William		21	64
COLOR	AGE	BIRTHPLACE		VOL.	
B	41			53	
COUNTY			CITY		
Fort Bend					
OTHER MEMBERS OF FAMILY					
NAME		RELATIONSHIP	AGE	BIRTHPLACE	
Fannie		W	27		
Jackson Mammie		D	13		
White Samuel		S	10		
Arthur		S	4 ⁸		
Ethel		D	2		

FORM 10-636
1910 CENSUS INDEX - FAMILY

U. S. DEPARTMENT OF COMMERCE
BUREAU OF THE CENSUS

TEXAS

W300		HEAD OF FAMILY		E.D.	SHEET
COLOR	AGE	BIRTHPLACE		21	458
B	35	Fort Bend		VOL.	53
COUNTY	Fort Bend		CITY		
OTHER MEMBERS OF FAMILY					
NAME		RELATIONSHIP	AGE	BIRTHPLACE	
L. ...					

FORM 10 636
1910 CENSUS INDEX - FAMILY

U.S. DEPARTMENT OF COMMERCE
BUREAU OF THE CENSUS

TEXAS

W 300		HEAD OF FAMILY Wyatt William		E.D. 17	SHEET 71
COLOR B	AGE 25	BIRTHPLACE		VOL. 53	
COUNTY Fort Bend			CITY		
OTHER MEMBERS OF FAMILY					
NAME		RELATIONSHIP	AGE	BIRTHPLACE	
1 Linnestic		w	19		

FORM 10-636
1910 CENSUS INDEX - FAMILY

U.S. DEPARTMENT OF COMMERCE
BUREAU OF THE CENSUS

TEXAS

4300 300		NAME OF INDIVIDUAL <i>W. W. Wilson</i>		E.O. <i>51</i>	SHEET <i>210</i>
COLOR <i>Wm</i>	AGE <i>40</i>	BIRTHPLACE <i>La.</i>		VOL. <i>55</i>	
COUNTY			CITY		
ENUMERATED WITH					
RELATIONSHIP TO ABOVE <i>Joiner, Robert</i>					
<input type="checkbox"/> SON	<input type="checkbox"/> NEPHEW	<input type="checkbox"/> STEPSON			
<input type="checkbox"/> DAUGHTER	<input type="checkbox"/> NIECE	<input type="checkbox"/> STEPDAUGHTER			
<input type="checkbox"/> BROTHER	<input type="checkbox"/> FATHER-IN-LAW	<input type="checkbox"/> COUSIN			
<input type="checkbox"/> SISTER	<input type="checkbox"/> MOTHER-IN-LAW	<input type="checkbox"/> HIRED MAN			
<input type="checkbox"/> FATHER	<input type="checkbox"/> SON-IN-LAW	<input checked="" type="checkbox"/> ROOMER			
<input type="checkbox"/> MOTHER	<input type="checkbox"/> DAUGHTER-IN-LAW	<input type="checkbox"/> SERVANT			
<input type="checkbox"/> GRANDSON	<input type="checkbox"/> BROTHER-IN-LAW	<input type="checkbox"/> OTHER (Specify)			
<input type="checkbox"/> GRANDDAUGHTER	<input type="checkbox"/> SISTER-IN-LAW				
<input type="checkbox"/> GRANDCHILD	<input type="checkbox"/> ORPHAN				

FORM 10 637

1910 CENSUS INDEX - INDIVIDUAL

U. S. DEPARTMENT OF COMMERCE
BUREAU OF THE CENSUS

TEXAS

70,500	HEAD OF FAMILY <i>White William</i>		E.O. <i>38</i>	SHEET <i>111</i>
COLOR <i>W</i>	AGE <i>56</i>	BIRTHPLACE	VOL. <i>55</i>	
COUNTY <i>Galveston</i>		CITY <i>Galveston</i>		
OTHER MEMBERS OF FAMILY				
NAME		RELATIONSHIP	AGE	BIRTHPLACE
<i>1 Alice K.</i>		<i>w</i>	<i>34</i>	

FORM 10 636

1910 CENSUS INDEX - FAMILY

U.S. DEPARTMENT OF COMMERCE
BUREAU OF THE CENSUS

TEXAS

W-300		HEAD OF FAMILY		White, William		E.D.	SHEET
COLOR		AGE	BIRTHPLACE		VOL.		
Wm		48	Wm		36		
COUNTY				CITY			
OTHER MEMBERS OF FAMILY							
NAME		RELATIONSHIP	AGE	BIRTHPLACE			
Mary B		W	42				

FORM 10 636
 1910 CENSUS INDEX - FAMILY

U S DEPARTMENT OF COMMERCE
 BUREAU OF THE CENSUS

TEXAS

60 300		HEAD OF FAMILY		Blood Therman		E.D.	SHEET
COLOR		AGE	BIRTHPLACE			117	31
COUNTY		46	West			VOL.	55
				CITY			
OTHER MEMBERS OF FAMILY							
NAME		RELATION- SHIP	AGE	BIRTHPLACE			
1 Therman		W	47	Tulsa			

FORM 10 636
1910 CENSUS INDEX - FAMILY

U. S. DEPARTMENT OF COMMERCE
BUREAU OF THE CENSUS

TEXAS

W300	HEAD OF FAMILY <i>White William</i>		E.D. 100	SHEET 169
COLOR B	AGE 43	BIRTHPLACE		VOL. 59
COUNTY	Gonzales		CITY	
OTHER MEMBERS OF FAMILY				
NAME		RELATIONSHIP	AGE	BIRTHPLACE
<i>Emma</i>		<i>W</i>	<i>34</i>	
<i>Leon L</i>		<i>D</i>	<i>18</i>	
<i>Isaac</i>		<i>S</i>	<i>15</i>	
<i>Alisa</i>		<i>D</i>	<i>11</i>	
<i>Lucile</i>		<i>D</i>	<i>5</i>	<i>1</i>

FORM 10 636
1910 CENSUS INDEX - FAMILY

U. S. DEPARTMENT OF COMMERCE
BUREAU OF THE CENSUS

TEXAS

W 500	HEAD OF FAMILY L. L. LITE 76-225		E.O.	SHEET
COLOR W	AGE 22	BIRTHPLACE	81	286
COUNTY	Gonzales		CITY	Gonzales
OTHER MEMBERS OF FAMILY				
NAME		RELATIONSHIP	AGE	BIRTHPLACE
Meyelle		W	17	
L. L. LITE		S	17	

FORM 10-636
1910 CENSUS INDEX - FAMILY

U. S. DEPARTMENT OF COMMERCE
BUREAU OF THE CENSUS

TEXAS

W300		NAME OF INDIVIDUAL <i>Wm. H. Williams</i>		E.D. <i>83</i>	SHEET <i>50</i>
COLOR <i>W</i>	AGE <i>22</i>	BIRTHPLACE <i>-</i>		VOL. <i>59</i>	
COUNTY <i>Gonzales</i>			CITY <i>-</i>		
ENUMERATED WITH <i>Christian, Bert</i>					
RELATIONSHIP TO ABOVE					
<input type="checkbox"/> SON	<input type="checkbox"/> NEPHEW	<input type="checkbox"/> STEPSON			
<input type="checkbox"/> DAUGHTER	<input type="checkbox"/> NIECE	<input type="checkbox"/> STEPDAUGHTER			
<input type="checkbox"/> BROTHER	<input type="checkbox"/> FATHER-IN-LAW	<input type="checkbox"/> COUSIN			
<input type="checkbox"/> SISTER	<input type="checkbox"/> MOTHER-IN-LAW	<input type="checkbox"/> HIRED MAN			
<input type="checkbox"/> FATHER	<input type="checkbox"/> SON-IN-LAW	<input type="checkbox"/> ROOMER			
<input type="checkbox"/> MOTHER	<input type="checkbox"/> DAUGHTER-IN-LAW	<input checked="" type="checkbox"/> SERVANT			
<input type="checkbox"/> GRANDSON	<input type="checkbox"/> BROTHER-IN-LAW	<input type="checkbox"/> OTHER (Specify)			
<input type="checkbox"/> GRANDDAUGHTER	<input type="checkbox"/> SISTER-IN-LAW				
<input type="checkbox"/> GRANDCHILD	<input type="checkbox"/> ORPHAN				

FORM 10-637
1910 CENSUS INDEX - INDIVIDUAL

U. S. DEPARTMENT OF COMMERCE
BUREAU OF THE CENSUS

TEXAS

W 300		HEAD OF FAMILY		Wood, William		E.D.	SHEET
COLOR	W	AGE	49	BIRTHPLACE	Missouri	112	312
COUNTY	Lamar			CITY		Vol. 90	
OTHER MEMBERS OF FAMILY							
NAME		RELATION- SHIP	AGE	BIRTHPLACE			
William Wood		H	40	Lamar, Tex.			
Mary Wood		W	16	Lamar, Tex.			
Robert Wood		S	10	Lamar, Tex.			

FORM 10 636
 1910 CENSUS INDEX - FAMILY

U. S. DEPARTMENT OF COMMERCE
 BUREAU OF THE CENSUS

TEXAS

W 300	HEAD OF FAMILY		White Wm	E. D. 1	SHEET
COLOR	AGE	BIRTHPLACE		VOL.	51
D	Navarro	Tex		107	
COUNTY			CITY		
OTHER MEMBERS OF FAMILY					
	NAME	RELATIONSHIP	AGE	BIRTHPLACE	
-	Rebekah	w	40	Ga	
-	Mable	D	12		
-	Eva	D	11		
	Lucy	D	18		
	Emily	D	8		
	Wm. J.	S	6		
	Thressie	D	5		

FORM 10-6364

1910 CENSUS INDEX - INDIVIDUAL

U. S. DEPARTMENT OF COMMERCE
BUREAU OF THE CENSUS

TEXAS

W300	HEAD OF FAMILY White William		E.D. 786	SHEET 31
GOLOR W	AGE 70	BIRTHPLACE Tenn	VOL. -96	
COUNTY Lland		CITY F		
OTHER MEMBERS OF FAMILY				
NAME		RELATIONSHIP	AGE	BIRTHPLACE
Emma		W	37	
Bessie F		D	15	
Levi F		S	14	
Edgar R		S	12	
Oliver R		S	8	
Emma L		D	7	
Thomas E		S	5	

FORM 10-636A
1910 CENSUS INDEX - INDIVIDUAL

U.S. DEPARTMENT OF COMMERCE
BUREAU OF THE CENSUS

TEXAS

W300	HEAD OF FAMILY Wood, William		S.D. 47	HEET 104
COLOR W	AGE 50	BIRTHPLACE	VOL. 41	
COUNTY Eastland		CITY		
OTHER MEMBERS OF FAMILY				
	NAME	RELATIONSHIP	AGE	BIRTHPLACE
	Scripta	W	42	Ark.
	Y. Marshall	S	17	
	W. Harris	S	16	
	Annice	D	13	
	Nettie	D	11	
	Edna	D	10	
	Willie	D	7	

FORM 10-636A

1910 CENSUS INDEX - INDIVIDUAL

U.S. DEPARTMENT OF COMMERCE
BUREAU OF THE CENSUS

TEXAS

W300	HEAD OF FAMILY		W. White, Tom.		E.D.	SHEET
COLOR	AGE	BIRTHPLACE			31	16
W	60	Texas			VOL.	32
COUNTY			CITY			
Coryell			Coryell			
OTHER MEMBERS OF FAMILY						
NAME		RELATIONSHIP	AGE	BIRTHPLACE		
Louisa		W.	54	La.		
Isaac		S	33			
Willie		S	26			
Robt.		S	18			
Monroe		S	8			
Pauline		S	3			
Waldine		S	2			

FORM 10-636A

1910 CENSUS INDEX - INDIVIDUAL

U.S. DEPARTMENT OF COMMERCE
BUREAU OF THE CENSUS

TEXAS

W 300	HEAD OF FAMILY Wyatt William		E.D. 25	SHEET 7
COLOR B	AGE 43	BIRTHPLACE		VOL. 87
COUNTY Kaufman			CITY	
OTHER MEMBERS OF FAMILY				
NAME		RELATIONSHIP	AGE	BIRTHPLACE
Jessie		W	38	
Ida		D	16	
Nona Bell		D	15	
Robert		S	13	
Della		D	10	
Willie		S	8	
Dore		D	5	

FORM 10-636A

1910 CENSUS INDEX - INDIVIDUAL

U.S. DEPARTMENT OF COMMERCE
BUREAU OF THE CENSUS

TEXAS

u s c		HEAD OF FAMILY		E.D.	SHEET
		E. H. Williams		22	226
COLOR	AGE	BIRTHPLACE		VOL.	
W	70	La		57	
COUNTY			CITY		
Kaufman					
OTHER MEMBERS OF FAMILY					
NAME		RELATIONSHIP	AGE	BIRTHPLACE	
E. H. Williams		H	70	La	
L. Williams		S	13		
J. Williams		S	11		

FORM 10 636

1910 CENSUS INDEX - FAMILY

U. S. DEPARTMENT OF COMMERCE
BUREAU OF THE CENSUS

TEXAS

11300		NAME OF INDIVIDUAL <i>White William</i>		E.D. <i>114</i>	SHEET <i>148</i>
COLOR <i>B</i>	AGE <i>17</i>	BIRTHPLACE <i>unknown</i>		VDL <i>72</i>	
COUNTY <i>Haskell</i>		CITY			
ENUMERATED WITH <i>Kennison, Martin</i>					
RELATIONSHIP TO ABOVE					
<input type="checkbox"/> SON	<input type="checkbox"/> NEPHEW	<input type="checkbox"/> STEPSON			
<input type="checkbox"/> DAUGHTER	<input type="checkbox"/> NIECE	<input type="checkbox"/> STEPDAUGHTER			
<input type="checkbox"/> BROTHER	<input type="checkbox"/> FATHER-IN-LAW	<input type="checkbox"/> COUSIN			
<input type="checkbox"/> SISTER	<input type="checkbox"/> MOTHER-IN-LAW	<input type="checkbox"/> HIRED MAN			
<input type="checkbox"/> FATHER	<input type="checkbox"/> SON-IN-LAW	<input type="checkbox"/> ROOMER			
<input type="checkbox"/> MOTHER	<input type="checkbox"/> DAUGHTER-IN-LAW	<input type="checkbox"/> SERVANT			
<input type="checkbox"/> GRANDSON	<input type="checkbox"/> BROTHER-IN-LAW	<input type="checkbox"/> OTHER (Specify)			
<input type="checkbox"/> GRANDDAUGHTER	<input type="checkbox"/> SISTER-IN-LAW	<i>La</i>			
<input type="checkbox"/> GRANDCHILD	<input type="checkbox"/> ORPHAN				

FORM 10-637
1910 CENSUS INDEX - INDIVIDUAL

U. S. DEPARTMENT OF COMMERCE
BUREAU OF THE CENSUS

TEXAS

- 6300		NAME OF INDIVIDUAL <i>White, William</i>		E.D. <i>136</i>	SHEET <i>53</i>
COLOR <i>Wm</i>	AGE <i>60</i>	BIRTHPLACE -		VOL <i>86</i>	
COUNTY <i>Jones</i>			CITY <i>Stamford</i>		
ENUMERATED WITH <i>Stockton, Ella</i>					
RELATIONSHIP TO ABOVE					
<input type="checkbox"/> SON	<input type="checkbox"/> NEPHEW	<input type="checkbox"/> STEPSON			
<input type="checkbox"/> DAUGHTER	<input type="checkbox"/> NIECE	<input type="checkbox"/> STEPDAUGHTER			
<input type="checkbox"/> BROTHER	<input type="checkbox"/> FATHER-IN-LAW	<input type="checkbox"/> COUSIN			
<input type="checkbox"/> SISTER	<input type="checkbox"/> MOTHER-IN-LAW	<input type="checkbox"/> HIRED MAN			
<input type="checkbox"/> FATHER	<input type="checkbox"/> SON-IN-LAW	<input type="checkbox"/> ROOMER			
<input type="checkbox"/> MOTHER	<input type="checkbox"/> DAUGHTER-IN-LAW	<input checked="" type="checkbox"/> SERVANT			
<input type="checkbox"/> GRANDSON	<input type="checkbox"/> BROTHER-IN-LAW	<input type="checkbox"/> OTHER (<i>Specify</i>)			
<input type="checkbox"/> GRANDDAUGHTER	<input type="checkbox"/> SISTER-IN-LAW				
<input type="checkbox"/> GRANDCHILD	<input type="checkbox"/> ORPHAN				

FORM 10 637
1910 CENSUS INDEX - INDIVIDUAL

U.S. DEPARTMENT OF COMMERCE
BUREAU OF THE CENSUS

TEXAS

10300	NAME OF INDIVIDUAL <i>Waddy Willard</i>		E.D. <i>43</i>	SHEET <i>64</i>
COLOR <i>B</i>	AGE <i>20</i>	BIRTHPLACE <i>W. Va.</i>	VOL. <i>35</i>	
COUNTY		CITY		
ENUMERATED WITH <i>Wiggins Jones</i>				
RELATIONSHIP TO ABOVE				
<input type="checkbox"/> SON	<input type="checkbox"/> NEPHEW	<input type="checkbox"/> STEPSON		
<input type="checkbox"/> DAUGHTER	<input type="checkbox"/> NIECE	<input type="checkbox"/> STEPDAUGHTER		
<input type="checkbox"/> BROTHER	<input type="checkbox"/> FATHER-IN-LAW	<input type="checkbox"/> COUSIN		
<input type="checkbox"/> SISTER	<input type="checkbox"/> MOTHER-IN-LAW	<input type="checkbox"/> HIRED MAN		
<input type="checkbox"/> FATHER	<input type="checkbox"/> SON-IN-LAW	<input checked="" type="checkbox"/> ROOMER		
<input type="checkbox"/> MOTHER	<input type="checkbox"/> DAUGHTER-IN-LAW	<input type="checkbox"/> SERVANT		
<input type="checkbox"/> GRANDSON	<input type="checkbox"/> BROTHER-IN-LAW	<input type="checkbox"/> OTHER (Specify)		
<input type="checkbox"/> GRANDDAUGHTER	<input type="checkbox"/> SISTER-IN-LAW			
<input type="checkbox"/> GRANDCHILD	<input type="checkbox"/> ORPHAN			

FORM 10 637
1910 CENSUS INDEX - INDIVIDUAL

U. S. DEPARTMENT OF COMMERCE
BUREAU OF THE CENSUS

TEXAS

HEAD OF FAMILY		E.D.		SHEET	
10 date in 1899		87		10	
COLOR	AGE	BIRTHPLACE		VOL.	
B-	46	La		84	
COUNTY	Jefferson		CITY Sabine Pass		
OTHER MEMBERS OF FAMILY					
NAME		RELATIONSHIP	AGE	BIRTHPLACE	
Lavera		w	32	La	
Willie		d	27	La	

FORM 10 636
1910 CENSUS INDEX - FAMILY

U. S. DEPARTMENT OF COMMERCE
BUREAU OF THE CENSUS

TEXAS

6300		HEAD OF FAMILY		E.D.	SHEET
W		White Willard R		73	21
COLOR	AGE	BIRTHPLACE		VOL.	
W	28	Ind		30	
COUNTY			CITY		
Dallam					
OTHER MEMBERS OF FAMILY					
	NAME	RELATIONSHIP	AGE	BIRTHPLACE	
1	H M				
1	H K				
47	Partner				

FORM 10-836
1910 CENSUS INDEX - FAMILY

U.S. DEPARTMENT OF COMMERCE
BUREAU OF THE CENSUS

TEXAS

W 300	NAME OF INDIVIDUAL Woodie Willard		E.D. 100	SHEET 87
COLOR B	AGE 30	BIRTHPLACE La.	VOL. 139	
COUNTY	Upshur		CITY	
ENUMERATED WITH Lillian Allen				
RELATIONSHIP TO ABOVE				
<input type="checkbox"/> SON	<input type="checkbox"/> NEPHEW	<input type="checkbox"/> STEPSON		
<input type="checkbox"/> DAUGHTER	<input type="checkbox"/> NIECE	<input type="checkbox"/> STEPDAUGHTER		
<input type="checkbox"/> BROTHER	<input type="checkbox"/> FATHER-IN-LAW	<input type="checkbox"/> COUSIN		
<input type="checkbox"/> SISTER	<input type="checkbox"/> MOTHER-IN-LAW	<input type="checkbox"/> HUSBAND		
<input type="checkbox"/> FATHER	<input type="checkbox"/> SON-IN-LAW	<input checked="" type="checkbox"/> ROOMER		
<input type="checkbox"/> MOTHER	<input type="checkbox"/> DAUGHTER-IN-LAW	<input type="checkbox"/> SERVANT		
<input type="checkbox"/> GRANDSON	<input type="checkbox"/> BROTHER-IN-LAW	<input type="checkbox"/> OTHER (Specify) -		
<input type="checkbox"/> GRANDDAUGHTER	<input type="checkbox"/> SISTER-IN-LAW			
<input type="checkbox"/> GRANDCHILD	<input type="checkbox"/> ORPHAN			

FORM BC-627 (5-8-67)
FORMERLY 10-637

U.S. DEPARTMENT OF COMMERCE
BUREAU OF THE CENSUS

1910 CENSUS INDEX - INDIVIDUAL

TEXAS

W 300	HEAD OF FAMILY White, Will W		E.D. 174	SHEET 55
COLOR W	AGE 34	BIRTHPLACE -	VOL. 110	
COUNTY Nolan		CITY		
OTHER MEMBERS OF FAMILY				
	NAME	RELATIONSHIP	AGE	BIRTHPLACE
	Billie	w	25	
	Frank Ed	s	7	
	Ellen	d	2	
	Ruby	b	3/12	

FORM 10-636A
1910 CENSUS INDEX - INDIVIDUAL

U.S. DEPARTMENT OF COMMERCE
BUREAU OF THE CENSUS

TEXAS

W. 300	HEAD OF FAMILY		E.O.	SHEET
	White, Will D.		174	55
COLOR	AGE	BIRTHPLACE	VOE	
W	34		110	
COUNTY	CITY			
Nolan				
OTHER MEMBERS OF FAMILY				
NAME		RELATIONSHIP	AGE	BIRTHPLACE
Beulah		W	25	
P. W. W. Ed.		S	3	
L. W.		S	2	
L. W.		S	2	

Form 10-23a
1910 CENSUS INDEX - FAMILY

U. S. DEPARTMENT OF COMMERCE
BUREAU OF THE CENSUS

TEXAS

61340	HEAD OF FAMILY		E.D.		SHEET	
COLOR	AGE	BIRTHPLACE		111	175	
4	30			VOL.	17	
COUNTY			CITY			
Hunt						
OTHER MEMBERS OF FAMILY						
NAME		RELATIONSHIP	AGE	BIRTHPLACE		
[Handwritten Name]		W	41			
[Handwritten Name]		S	19			
[Handwritten Name]		D	7			

FORM 10 636

1970 CENSUS INDEX - FAMILY

U.S. DEPARTMENT OF COMMERCE
BUREAU OF THE CENSUS

TEXAS

W 300		HEAD OF FAMILY		White, Will W.		E.D.	SHEET
COLOR	W	AGE	31	BIRTHPLACE	Ind.	172	222
COUNTY	Montague			CITY	Bowie		
OTHER MEMBERS OF FAMILY							
	NAME	RELATIONSHIP	AGE	BIRTHPLACE			
	Anna	W	32	Tenn			
	Welfred	S	8				
	J. Hilda	D	5				

FORM 10 636
1910 CENSUS INDEX - FAMILY

U. S. DEPARTMENT OF COMMERCE
BUREAU OF THE CENSUS

TEXAS

W300	HEAD OF FAMILY W. Pitt Will W.		E.D. 98	SHEET 405
COLOR W	AGE 38	BIRTHPLACE Tenn	VOL. 91	
COUNTY Lamar		CITY		
OTHER MEMBERS OF FAMILY				
	NAME	RELATIONSHIP	AGE	BIRTHPLACE
/	Emma	W	46	Tenn
-	Bob	S	23	/
/	Jennie	D	19	/
/	Belle	D	17	/
/	Charles C	S	16	/

FORM 10 636
1910 CENSUS INDEX - FAMILY

U. S. DEPARTMENT OF COMMERCE
BUREAU OF THE CENSUS

TEXAS

W.300		HEAD OF FAMILY		E.D.	SHEET
white; Will R.				7	12
COLOR	AGE	BIRTHPLACE		VOL.	
W	23	La.		7	
COUNTY			CITY		
Bell					
OTHER MEMBERS OF FAMILY					
NAME		RELATIONSHIP	AGE	BIRTHPLACE	
1 Laura J.		W	23	Ark	
1 Ino. A.		S	1 1/2		
and 2 H. H.					

FORM 10 636
1910 CENSUS INDEX - FAMILY

U.S. DEPARTMENT OF COMMERCE
BUREAU OF THE CENSUS

TEXAS

W 300		HEAD OF FAMILY		E.O.	SHEET
W		Will R.		14	23
COLOR	AGE	BIRTHPLACE		VOL.	
W	40			106	
COUNTY			CITY		
Morris					
OTHER MEMBERS OF FAMILY					
NAME		RELATIONSHIP	AGE	BIRTHPLACE	
Zula		W	24		
Doris		S	2		
Boyd		S	1/2		

FORM 10-636
1910 CENSUS INDEX - FAMILY

U.S. DEPARTMENT OF COMMERCE
BUREAU OF THE CENSUS

TEXAS

D38		HEAD OF FAMILY White Will L.		E.D. 165	SHEET 141
COLOR W	AGE 34	BIRTHPLACE -		VOL. 75	
COUNTY Hill			CITY Whitney		
OTHER MEMBERS OF FAMILY					
NAME		RELATIONSHIP	AGE	BIRTHPLACE	
Clara E.		W	29		
Dale Mary		Si L	15		

FORM 10-636

1910 CENSUS INDEX - FAMILY

U. S. DEPARTMENT OF COMMERCE
BUREAU OF THE CENSUS

TEXAS

10300		HEAD OF FAMILY		E.D.		SHEET	
COLOR		AGE		BIRTHPLACE		VOL.	
W		30		Ala.		86	
COUNTY				CITY			
Jones				Stamford			
OTHER MEMBERS OF FAMILY							
NAME		RELATIONSHIP		AGE		BIRTHPLACE	
1 Ruby H		W		30		Ala.	

FORM 10-636
1910 CENSUS INDEX - FAMILY

U.S. DEPARTMENT OF COMMERCE
BUREAU OF THE CENSUS

TEXAS

Wilson	HEAD OF FAMILY W. C. Wilson		E.O. 109	SHEET 13
COLOR W	AGE 38	BIRTHPLACE -	VOL. 104	
COUNTY Mitchell		CITY		
OTHER MEMBERS OF FAMILY				
	NAME	RELATIONSHIP	AGE	BIRTHPLACE
	Sue	W	33	
	Clayton	S	14	
	Jimmie	S	7	

FORM 10 636

1910 CENSUS INDEX - FAMILY

U.S. DEPARTMENT OF COMMERCE
BUREAU OF THE CENSUS

TEXAS

11302	HEAD OF FAMILY Wood Will L.		E.D. 113	SHEET 334
COLOR	AGE 26	BIRTHPLACE Ark	VOL. 82	
COUNTY	Karnes	CITY		
OTHER MEMBERS OF FAMILY				
NAME		RELATION SHIP	AGE	BIRTHPLACE
W. Wood		W	52	
L. Wood		S	26	
M. Wood		S	17	

FORM-10 638: 1-5-10
1910 CENSUS INDEX - FAMILY

U.S. DEPARTMENT OF COMMERCE
BUREAU OF THE CENSUS

TEXAS

20300

HEAD OF FAMILY

COLOR *W.* AGE *3* BIRTHPLACE *Woodward*

COUNTY *Howard* CITY *[REDACTED]* E.D. *121* SHEET *58*

VOL. *22*

OTHER MEMBERS OF FAMILY			
NAME	RELATIONSHIP	AGE	BIRTHPLACE
<i>Wm</i>	<i>W</i>	<i>25</i>	<i>Alabama</i>
<i>William</i>	<i>S</i>	<i>6</i>	
<i>William</i>	<i>L</i>	<i>4</i>	
<i>Wm</i>	<i>S</i>	<i>1/2</i>	

FORM 10 636
1910 CENSUS INDEX - FAMILY

U. S. DEPARTMENT OF COMMERCE
BUREAU OF THE CENSUS

TEXAS

W 300	HEAD OF FAMILY Woodry, Wier J.		E.D. 14	SHEET 3
COLOR W	AGE 35	BIRTHPLACE La.	VOL. 1	
COUNTY	Anderson		CITY --	
OTHER MEMBERS OF FAMILY				
NAME		RELATIONSHIP	AGE	BIRTHPLACE
James M. Woodry		H	35	La.
Howard		S	15	La.
Lena		D	10	
Margaret		D	8	
Ruby		D	6	
Lennie		D	4	
Bertha		D	2	

FORM 10-636A
1910 CENSUS INDEX - INDIVIDUAL

U.S. DEPARTMENT OF COMMERCE
BUREAU OF THE CENSUS

TEXAS

W300		NAME OF INDIVIDUAL Woody Will-L-		E.D. 764	SHEET 404
COLOR W-	AGE 22	BIRTHPLACE J.		VOL. 75	
COUNTY Hill			CITY		
ENUMERATED WITH Rose Thomas E.					
RELATIONSHIP TO ABOVE					
<input type="checkbox"/> SON <input type="checkbox"/> DAUGHTER <input type="checkbox"/> BROTHER <input type="checkbox"/> SISTER <input type="checkbox"/> FATHER <input type="checkbox"/> MOTHER <input type="checkbox"/> GRANDSON <input type="checkbox"/> GRANDDAUGHTER <input type="checkbox"/> GRANDCHILD		<input checked="" type="checkbox"/> NEPHEW <input type="checkbox"/> NIECE <input type="checkbox"/> FATHER-IN-LAW <input type="checkbox"/> MOTHER-IN-LAW <input type="checkbox"/> SON-IN-LAW <input type="checkbox"/> DAUGHTER-IN-LAW <input type="checkbox"/> BROTHER-IN-LAW <input type="checkbox"/> SISTER-IN-LAW <input type="checkbox"/> ORPHAN		<input type="checkbox"/> STEPSON <input type="checkbox"/> STEPDAUGHTER <input type="checkbox"/> COUSIN <input type="checkbox"/> HIRED MAN <input type="checkbox"/> ROOMER <input type="checkbox"/> SERVANT <input type="checkbox"/> OTHER (Specify)	

FORM 10-837
1910 CENSUS INDEX - INDIVIDUAL

U.S. DEPARTMENT OF COMMERCE
BUREAU OF THE CENSUS

TEXAS

14300		HEAD OF FAMILY		White Will G.		E.D.	SHEET
COLOR	W	AGE	25	BIRTHPLACE		71	131
COUNTY	Hamilton			CITY		VOL. 64	
OTHER MEMBERS OF FAMILY							
NAME		RELATIONSHIP	AGE	BIRTHPLACE			
Ollie		W	25				
Alice		D	4				
Audie		D	3				
Roy		S	1 1/2				

FORM 10-636
1910 CENSUS INDEX - FAMILY

U.S. DEPARTMENT OF COMMERCE
BUREAU OF THE CENSUS

TEXAS

6300		NAME OF INDIVIDUAL <i>Wood, Will H.</i>		E.D. 66	SHEET 40
COLOR W	AGE 21	BIRTHPLACE		VOL. 62	
COUNTY <i>Hidalgo</i>			CITY		
ENUMERATED WITH <i>Wood, David G.</i>					
RELATIONSHIP TO ABOVE					
<input type="checkbox"/> SON	<input type="checkbox"/> NEPHEW	<input type="checkbox"/> STEPSON			
<input type="checkbox"/> DAUGHTER	<input type="checkbox"/> NIECE	<input type="checkbox"/> STEPDAUGHTER			
<input checked="" type="checkbox"/> BROTHER	<input type="checkbox"/> FATHER-IN-LAW	<input type="checkbox"/> COUSIN			
<input type="checkbox"/> SISTER	<input type="checkbox"/> MOTHER-IN-LAW	<input type="checkbox"/> HIRED MAN			
<input type="checkbox"/> FATHER	<input type="checkbox"/> SON-IN-LAW	<input type="checkbox"/> ROOMER			
<input type="checkbox"/> MOTHER	<input type="checkbox"/> DAUGHTER-IN-LAW	<input type="checkbox"/> SERVANT			
<input type="checkbox"/> GRANDSON	<input type="checkbox"/> BROTHER-IN-LAW	<input type="checkbox"/> OTHER (Specify)			
<input type="checkbox"/> GRANDDAUGHTER	<input type="checkbox"/> SISTER-IN-LAW				
<input type="checkbox"/> GRANDCHILD	<input type="checkbox"/> ORPHAN				

FORM 10-637

1910 CENSUS INDEX - INDIVIDUAL

U. S. DEPARTMENT OF COMMERCE
BUREAU OF THE CENSUS

TEXAS

10300	HEAD OF FAMILY		Wood Will H		E.D.	SHEET
COLOR	AGE	BIRTHPLACE			110	55
	W	33	Ark		VOL.	50
COUNTY				CITY		
Foard						
OTHER MEMBERS OF FAMILY						
NAME		RELATIONSHIP	AGE	BIRTHPLACE		
Laura F		W	32			
Emma M		D	13			
Minnie E		D	8			
Anne L		D	6			
Edward F		S	3			

FORM 10-636

1910 CENSUS INDEX - FAMILY

U.S. DEPARTMENT OF COMMERCE
BUREAU OF THE CENSUS

TEXAS

1320		HEAD OF FAMILY		White-Will L.		E.D.	SHEET
COLOR	W	AGE	33	BIRTHPLACE		VOL.	143
COUNTY				CITY			
Williams							
OTHER MEMBERS OF FAMILY							
	3	NAME		RELATIONSHIP	AGE	BIRTHPLACE	
	1	Jubilee T		W	34		

FORM 10-636
1910 CENSUS INDEX - FAMILY

U.S. DEPARTMENT OF COMMERCE
BUREAU OF THE CENSUS

TEXAS

12300		HEAD OF FAMILY		Wright W. D.		E.D.	SHEET
COLOR	W	AGE	61	BIRTHPLACE	Ala.	59	12
COUNTY	Cooke			CITY		VOL.	3
OTHER MEMBERS OF FAMILY							
NAME		RELATIONSHIP	AGE	BIRTHPLACE			
Elizabeth A		W	61				
John		S	21				
Grace		D	16				
Living Ross		GS	6				

FORM 10-636
1910 CENSUS INDEX - FAMILY

U.S. DEPARTMENT OF COMMERCE
BUREAU OF THE CENSUS

TEXAS

W 300	HEAD OF FAMILY		W. J. ...		E.D.	SHEET
COLOR - W	AGE 25	BIRTHPLACE Tarrant		VOL. 130		140 102
COUNTY		Tarrant		CITY Fort Worth		
OTHER MEMBERS OF FAMILY						
	NAME	RELATIONSHIP	AGE	BIRTHPLACE		
	Lessie	W	25	Ala		
	Ruby E	D	1			
	Jennie	M	42			
	Chyde H	B	19	Ala		

FORM 10 636

1910 CENSUS INDEX - FAMILY

U. S. DEPARTMENT OF COMMERCE
BUREAU OF THE CENSUS

TEXAS

60200		HEAD OF FAMILY		W. H. W. B		E. D.		SHEET	
COLOR		AGE		BIRTHPLACE		130		8	
COUNTY		Leon		CITY		VOL.		89	
OTHER MEMBERS OF FAMILY									
NAME		RELATIONSHIP		AGE		BIRTHPLACE			
Carrie		W		34					
Richard		S		13					
Evelyn		S		11					
Herbert		S		7					
Margaret		S		4					

FORM 10 638
1910 CENSUS INDEX - FAMILY

U. S. DEPARTMENT OF COMMERCE
BUREAU OF THE CENSUS

TEXAS

10500	HEAD OF FAMILY		Wood	E.D.	29	SHEET	76
COLON	AGE	BIRTHPLACE		VOL.	48		
10	34	Tex					
COUNTY	Erath		CITY				
A							
OTHER MEMBERS OF FAMILY							
	NAME	RELATIONSHIP	AGE	BIRTHPLACE			
	Walter	H	36				
	Walter	S	16				
	George	S	14				
	Blanche	S	10				
	William	S	6				
	Ardena	D	2				

FORM 10-636

1910 CENSUS INDEX - FAMILY

U. S. DEPARTMENT OF COMMERCE
BUREAU OF THE CENSUS

TEXAS

10308	HEAD OF FAMILY		Wyatt, Will A	E.O.	SHEET
COLOR	AGE	BIRTHPLACE		VOL.	
W	34			31	
COUNTY	Cooke		CITY		
OTHER MEMBERS OF FAMILY					
	NAME	RELATIONSHIP	AGE	BIRTHPLACE	
	Nancy M	W	29		
	Joe	S	9		
	Ernest	S	8		
	Leone	D	4		
	June	D	4		
	Looney	D	1 1/2		
	Allen	B	3 1/2		

FORM 10 636
1910 CENSUS INDEX - FAMILY

U.S. DEPARTMENT OF COMMERCE
BUREAU OF THE CENSUS

TEXAS

10-300		NAME OF INDIVIDUAL <i>Wood, Will A</i>		E.O. <i>132</i>	SHEET <i>146</i>
COLOR <i>W</i>	AGE <i>36</i>	BIRTHPLACE		VOL. <i>119</i>	
COUNTY <i>Sabine</i>		CITY			
ENUMERATED WITH <i>Watkins, John</i>					
RELATIONSHIP TO ABOVE					
<input type="checkbox"/> SON	<input type="checkbox"/> NEPHEW	<input type="checkbox"/> STEPSON			
<input type="checkbox"/> DAUGHTER	<input type="checkbox"/> NIECE	<input type="checkbox"/> STEPDAUGHTER			
<input type="checkbox"/> BROTHER	<input type="checkbox"/> FATHER-IN-LAW	<input type="checkbox"/> COUSIN			
<input type="checkbox"/> SISTER	<input type="checkbox"/> MOTHER-IN-LAW	<input type="checkbox"/> HIRED MAN			
<input type="checkbox"/> FATHER	<input type="checkbox"/> SON-IN-LAW	<input type="checkbox"/> ROOMER			
<input type="checkbox"/> MOTHER	<input type="checkbox"/> DAUGHTER-IN-LAW	<input type="checkbox"/> SERVANT			
<input type="checkbox"/> GRANDSON	<input type="checkbox"/> BROTHER-IN-LAW	<input type="checkbox"/> OTHER (<i>Specify</i>)			
<input type="checkbox"/> GRANDDAUGHTER	<input type="checkbox"/> SISTER-IN-LAW				
<input type="checkbox"/> GRANDCHILD	<input type="checkbox"/> ORPHAN				

FORM 10 637
1910 CENSUS INDEX - INDIVIDUAL

U. S. DEPARTMENT OF COMMERCE
BUREAU OF THE CENSUS

TEXAS

4300	HEAD OF FAMILY		Wood, Wm. A.		E. O.	SHEET
COLOR	AGE	BIRTHPLACE		VOL.		
W	50	Ria		122		
COUNTY			CITY			
Somervell						
OTHER MEMBERS OF FAMILY						
NAME		RELATION- SHIP	AGE	BIRTHPLACE		
1	Mary A.	M	70	Ria		

FORM 10 636
1910 CENSUS INDEX - FAMILY

U S DEPARTMENT OF COMMERCE
BUREAU OF THE CENSUS

TEXAS

W300	NAME OF INDIVIDUAL White Will		E.D. 106	SHEET 314
COLOR B	AGE 37	BIRTHPLACE	VOL. 128	
COUNTY Tarrant		CITY Fort Worth		
ENUMERATED WITH Jeffries John J.				
RELATIONSHIP TO ABOVE				
<input type="checkbox"/> SON	<input type="checkbox"/> NEPHEW	<input type="checkbox"/> STEPSON		
<input type="checkbox"/> DAUGHTER	<input type="checkbox"/> NIECE	<input type="checkbox"/> STEPDAUGHTER		
<input type="checkbox"/> BROTHER	<input type="checkbox"/> FATHER-IN-LAW	<input type="checkbox"/> COUSIN		
<input type="checkbox"/> SISTER	<input type="checkbox"/> MOTHER-IN-LAW	<input type="checkbox"/> HIRED MAN		
<input type="checkbox"/> FATHER	<input type="checkbox"/> SON-IN-LAW	<input checked="" type="checkbox"/> ROOMER		
<input type="checkbox"/> MOTHER	<input type="checkbox"/> DAUGHTER-IN-LAW	<input type="checkbox"/> SERVANT		
<input type="checkbox"/> GRANDSON	<input type="checkbox"/> BROTHER-IN-LAW	<input type="checkbox"/> OTHER (Specify)		
<input type="checkbox"/> GRANDDAUGHTER	<input type="checkbox"/> SISTER-IN-LAW			
<input type="checkbox"/> GRANDCHILD	<input type="checkbox"/> ORPHAN			

FORM 10-237
1910 CENSUS INDEX - INDIVIDUAL

U. S. DEPARTMENT OF COMMERCE
BUREAU OF THE CENSUS

TEXAS

W 300	NAME OF INDIVIDUAL <i>White, Will</i>		E.O. <i>123</i>	SHEET <i>61</i>
COLOR <i>W</i>	AGE <i>25</i>	BIRTHPLACE	VOL. <i>130</i>	
COUNTY <i>W</i>	Tarrant		CITY Fort Worth	
ENUMERATED WITH <i>Trumbull Pauline</i>				
RELATIONSHIP TO ABOVE				
<input type="checkbox"/> SON	<input type="checkbox"/> NEPHEW	<input type="checkbox"/> STEPSON		
<input type="checkbox"/> DAUGHTER	<input type="checkbox"/> NIECE	<input type="checkbox"/> STEPDAUGHTER		
<input checked="" type="checkbox"/> BROTHER	<input type="checkbox"/> FATHER-IN-LAW	<input type="checkbox"/> COUSIN		
<input type="checkbox"/> SISTER	<input type="checkbox"/> MOTHER-IN-LAW	<input type="checkbox"/> HIRED MAN		
<input type="checkbox"/> FATHER	<input type="checkbox"/> SON-IN-LAW	<input type="checkbox"/> ROOMER		
<input type="checkbox"/> MOTHER	<input type="checkbox"/> DAUGHTER-IN-LAW	<input type="checkbox"/> SERVANT		
<input type="checkbox"/> GRANDSON	<input type="checkbox"/> BROTHER-IN-LAW	<input type="checkbox"/> OTHER (Specify)		
<input type="checkbox"/> GRANDDAUGHTER	<input type="checkbox"/> SISTER-IN-LAW	_____		
<input type="checkbox"/> GRANDCHILD	<input type="checkbox"/> ORPHAN	_____		

FORM 10-637
1910 CENSUS INDEX - INDIVIDUAL

U.S. DEPARTMENT OF COMMERCE
BUREAU OF THE CENSUS

W300		HEAD OF FAMILY		TEXAS	
COLOR	W.	AGE	44	BIRTHPLACE	White, Miss
COUNTY	Tarrant				
				CITY	Fort Worth
OTHER MEMBERS OF FAMILY					
NAME		RELATIONSHIP	AGE	BIRTHPLACE	
Mary		W	36	Miss	
Henry		S	14		
Willie		S	11		
Walter		S	6		
Burke, Edward		SS	18	Miss	
Watson, Sophie		SD	9	1	

TEXAS

W 300		HEAD OF FAMILY		White Will		E.D.	SHEET
COLOR	B	AGE	38	BIRTHPLACE		134	344
COUNTY	Ellis			CITY		VOL. 47.	
OTHER MEMBERS OF FAMILY							
NAME		RELATIONSHIP	AGE	BIRTHPLACE			
Caledonia		W	38				
Caldonia		D.	2.				

FORM 10-636
 1910 CENSUS INDEX - FAMILY

U.S. DEPARTMENT OF COMMERCE
 BUREAU OF THE CENSUS

TEXAS

11300	HEAD OF FAMILY <i>Witty Will</i>		E.D. 284	SHEET 114
COLOR <i>W</i>	AGE <i>47</i>	BIRTHPLACE	VOL. <i>132</i>	
COUNTY <i>Tom Green</i>	CITY			
OTHER MEMBERS OF FAMILY				
NAME		RELATIONSHIP	AGE	BIRTHPLACE
<i>Delia</i>		<i>W</i>	<i>46</i>	
<i>Carrie</i>		<i>S</i>	<i>7</i>	
<i>Tracy</i>		<i>D</i>	<i>15</i>	
<i>H. L.</i>				

FORM 10 636
1910 CENSUS INDEX - FAMILYU.S. DEPARTMENT OF COMMERCE
BUREAU OF THE CENSUS

TEXAS

W 300		HEAD OF FAMILY			E.O.	SHEET
COLOR	AGE	BIRTHPLACE			VOL.	
COUNTY	Travis			CITY Austin		
OTHER MEMBERS OF FAMILY						
NAME		RELATIONSHIP	AGE	BIRTHPLACE		
L. J.		

FORM 10-636
 1910 CENSUS INDEX - FAMILY

U. S. DEPARTMENT OF COMMERCE
 BUREAU OF THE CENSUS

TEXAS

(11) 300		HEAD OF FAMILY <i>Frank Hill</i>		E.O. <i>126</i>	SHEET <i>158</i>
COLOR <i>W</i>	AGE <i>44</i>	BIRTHPLACE		VOL. <i>134</i>	
COUNTY		<i>Dyalde</i>		CITY	
OTHER MEMBERS OF FAMILY					
NAME		RELATIONSHIP	AGE	BIRTHPLACE	
<i>Effie</i>		<i>W</i>	<i>41</i>		
<i>Alison</i>		<i>D</i>	<i>15</i>		
<i>Georgia</i>		<i>D</i>	<i>13</i>		
<i>Gracie</i>		<i>D</i>	<i>11</i>		
<i>Eula</i>		<i>D</i>	<i>7</i>		
<i>Pearl</i>		<i>D</i>	<i>3</i>		
<i>Cararra E</i>		<i>D</i>	<i>1 1/2</i>		

FORM 10 636
1910 CENSUS INDEX - FAMILY

U.S. DEPARTMENT OF COMMERCE
BUREAU OF THE CENSUS

TEXAS

W 300	HEAD OF FAMILY White Male		E.C. 95	SHEET 336
COLOR W	AGE 78	BIRTHPLACE		VOL. 109
COUNTY Nacogdoches		CITY Nacogdoches		
OTHER MEMBERS OF FAMILY				
NAME		RELATION- SHIP	AGE	BIRTHPLACE
Cora		W	37	
Lillian		SD	17	
White Asha		D	15	

FORM 10-636
1910 CENSUS INDEX - FAMILY

U. S. DEPARTMENT OF COMMERCE
BUREAU OF THE CENSUS

TEXAS

W 300	HEAD OF FAMILY		white		E.O.	SHEET
COLOR	AGE	BIRTHPLACE		55	30	
B	24			VOL.	102	
COUNTY	Milam		CITY			
OTHER MEMBERS OF FAMILY						
NAME		RELATION- SHIP	AGE	BIRTHPLACE		
Hester		W	18	I		

FORM 10 636
1910 CENSUS INDEX - FAMILY

U S DEPARTMENT OF COMMERCE
BUREAU OF THE CENSUS

TEXAS

W 300		NAME OF INDIVIDUAL <i>White, Will</i>		E.D. 17	SHEET 9
COLOR <i>B</i>	AGE <i>23</i>	BIRTHPLACE <i>N. C.</i>		VOL. <i>18</i>	
COUNTY <i>Burleson</i>			CITY		
ENUMERATED WITH <i>Smiley, Simon</i>					
RELATIONSHIP TO ABOVE					
<input type="checkbox"/> SON	<input type="checkbox"/> NEPHEW	<input type="checkbox"/> STEPSON			
<input type="checkbox"/> DAUGHTER	<input type="checkbox"/> NIECE	<input type="checkbox"/> STEPDAUGHTER			
<input type="checkbox"/> BROTHER	<input type="checkbox"/> FATHER-IN-LAW	<input type="checkbox"/> COUSIN			
<input type="checkbox"/> SISTER	<input type="checkbox"/> MOTHER-IN-LAW	<input type="checkbox"/> HIRED MAN			
<input type="checkbox"/> FATHER	<input type="checkbox"/> SON-IN-LAW	<input type="checkbox"/> ROOMER			
<input type="checkbox"/> MOTHER	<input type="checkbox"/> DAUGHTER-IN-LAW	<input type="checkbox"/> SERVANT			
<input type="checkbox"/> GRANDSON	<input type="checkbox"/> BROTHER-IN-LAW	<input checked="" type="checkbox"/> OTHER (Specify)			
<input type="checkbox"/> GRANDDAUGHTER	<input type="checkbox"/> SISTER-IN-LAW	<i>Bo</i>			
<input type="checkbox"/> GRANDCHILD	<input type="checkbox"/> ORPHAN				

FORM 10-637
1910 CENSUS INDEX - INDIVIDUAL

U.S. DEPARTMENT OF COMMERCE
BUREAU OF THE CENSUS

TEXAS

W 300		NAME OF INDIVIDUAL Wade, Will		E.D. 112	SHEET 120
COLOR W	AGE 21	BIRTHPLACE Ala.		VOL. 69	
COUNTY		Harris		CITY	
ENUMERATED WITH Dupuy, H. E.					
RELATIONSHIP TO ABOVE					
<input type="checkbox"/> SON	<input type="checkbox"/> NEPHEW	<input type="checkbox"/> STEPSON			
<input type="checkbox"/> DAUGHTER	<input type="checkbox"/> NIECE	<input type="checkbox"/> STEPDAUGHTER			
<input type="checkbox"/> BROTHER	<input type="checkbox"/> FATHER-IN-LAW	<input type="checkbox"/> COUSIN			
<input type="checkbox"/> SISTER	<input type="checkbox"/> MOTHER-IN-LAW	<input type="checkbox"/> HIRED MAN			
<input type="checkbox"/> FATHER	<input type="checkbox"/> SON-IN-LAW	<input checked="" type="checkbox"/> ROOMER			
<input type="checkbox"/> MOTHER	<input type="checkbox"/> DAUGHTER-IN-LAW	<input type="checkbox"/> SERVANT			
<input type="checkbox"/> GRANDSON	<input type="checkbox"/> BROTHER-IN-LAW	<input type="checkbox"/> OTHER (Specify)			
<input type="checkbox"/> GRANDDAUGHTER	<input type="checkbox"/> SISTER-IN-LAW				
<input type="checkbox"/> GRANDCHILD	<input type="checkbox"/> ORPHAN				

FORM 10.637
1910 CENSUS INDEX - INDIVIDUAL

U.S. DEPARTMENT OF COMMERCE
BUREAU OF THE CENSUS

TEXAS

W300		NAME OF INDIVIDUAL White, Will		E.O. 112	SHEET 27E
COLOR B	AGE 39	BIRTHPLACE		VOL. 69	
COUNTY Harris			CITY		
ENUMERATED WITH The Korman, W. H.					
RELATIONSHIP TO ABOVE					
<input type="checkbox"/> SON	<input type="checkbox"/> NEPHEW	<input type="checkbox"/> STEPSON			
<input type="checkbox"/> DAUGHTER	<input type="checkbox"/> NIECE	<input type="checkbox"/> STEPDAUGHTER			
<input type="checkbox"/> BROTHER	<input type="checkbox"/> FATHER-IN-LAW	<input type="checkbox"/> COUSIN			
<input type="checkbox"/> SISTER	<input type="checkbox"/> MOTHER-IN-LAW	<input checked="" type="checkbox"/> HIRED MAN			
<input type="checkbox"/> FATHER	<input type="checkbox"/> SON-IN-LAW	<input type="checkbox"/> ROOMER			
<input type="checkbox"/> MOTHER	<input type="checkbox"/> DAUGHTER-IN-LAW	<input type="checkbox"/> SERVANT			
<input type="checkbox"/> GRANDSON	<input type="checkbox"/> BROTHER-IN-LAW	<input type="checkbox"/> OTHER (Specify)			
<input type="checkbox"/> GRANDDAUGHTER	<input type="checkbox"/> SISTER-IN-LAW				
<input type="checkbox"/> GRANDCHILD	<input type="checkbox"/> ORPHAN				

FORM 10-637
1910 CENSUS INDEX - INDIVIDUAL

U. S. DEPARTMENT OF COMMERCE
BUREAU OF THE CENSUS

TEXAS

W. 300		NAME OF INDIVIDUAL White, Will		E.D. 148	SHEET 98
COLOR B	AGE 30	BIRTHPLACE		VOL. 106	
COUNTY Montgomery			CITY		
ENUMERATED WITH Hutchinson W. B.					
RELATIONSHIP TO ABOVE					
<input type="checkbox"/> SON	<input type="checkbox"/> NEPHEW	<input type="checkbox"/> STEPSON			
<input type="checkbox"/> DAUGHTER	<input type="checkbox"/> NIECE	<input type="checkbox"/> STEPDAUGHTER			
<input type="checkbox"/> BROTHER	<input type="checkbox"/> FATHER-IN-LAW	<input type="checkbox"/> COUSIN			
<input type="checkbox"/> SISTER	<input type="checkbox"/> MOTHER-IN-LAW	<input checked="" type="checkbox"/> MARRIED MAN			
<input type="checkbox"/> FATHER	<input type="checkbox"/> SON-IN-LAW	<input type="checkbox"/> ROOMER			
<input type="checkbox"/> MOTHER	<input type="checkbox"/> DAUGHTER-IN-LAW	<input type="checkbox"/> SERVANT			
<input type="checkbox"/> GRANDSON	<input type="checkbox"/> BROTHER-IN-LAW	<input type="checkbox"/> OTHER (Specify)			
<input type="checkbox"/> GRANDDAUGHTER	<input type="checkbox"/> SISTER-IN-LAW				
<input type="checkbox"/> GRANDCHILD	<input type="checkbox"/> ORPHAN				

FORM 10 637

1910 CENSUS INDEX - INDIVIDUAL

U. S. DEPARTMENT OF COMMERCE
BUREAU OF THE CENSUS

TEXAS

10300	NAME OF INDIVIDUAL White Will		E.O. 67	SHEET 416
COLOR B	AGE 40	BIRTHPLACE La	VOL. 67	
COUNTY Harris		CITY Houston		
ENUMERATED WITH Henderson Ardell				
RELATIONSHIP TO ABOVE				
<input type="checkbox"/> SON	<input type="checkbox"/> NEPHEW	<input type="checkbox"/> STEPSON		
<input type="checkbox"/> DAUGHTER	<input type="checkbox"/> NIECE	<input type="checkbox"/> STEPDAUGHTER		
<input type="checkbox"/> BROTHER	<input type="checkbox"/> FATHER-IN-LAW	<input type="checkbox"/> COUSIN		
<input type="checkbox"/> SISTER	<input type="checkbox"/> MOTHER-IN-LAW	<input type="checkbox"/> HIRED MAN		
<input type="checkbox"/> FATHER	<input type="checkbox"/> SON-IN-LAW	<input checked="" type="checkbox"/> ROOMER		
<input type="checkbox"/> MOTHER	<input type="checkbox"/> DAUGHTER-IN-LAW	<input type="checkbox"/> SERVANT		
<input type="checkbox"/> GRANDSON	<input type="checkbox"/> BROTHER-IN-LAW	<input type="checkbox"/> OTHER (Specify)		
<input type="checkbox"/> GRANDDAUGHTER	<input type="checkbox"/> SISTER-IN-LAW			
<input type="checkbox"/> GRANDCHILD	<input type="checkbox"/> ORPHAN			

FORM 10-637

1910 CENSUS INDEX - INDIVIDUAL

U.S. DEPARTMENT OF COMMERCE
BUREAU OF THE CENSUS

TEXAS

W300	HEAD OF FAMILY White, Will		E.D. 112	SHEET 202
COLOR B	AGE 40	BIRTHPLACE		VOL. 69
COUNTY Harris		CITY		
OTHER MEMBERS OF FAMILY				
NAME		RELATION- SHIP	AGE	BIRTHPLACE
Sophie		W	35	
Katy		D	15	
Georgia		D	14	
McKinley		S	13	
Al		S	11	
Creata		D	7	
Larry		D	4	

FORM 10-636A
1910 CENSUS INDEX - INDIVIDUAL

U.S. DEPARTMENT OF COMMERCE
BUREAU OF THE CENSUS

TEXAS

300 -		HEAD OF FAMILY		Wade Will		E.O.	SHEET
COLOR	AGE	BIRTHPLACE				171	29
W	40					VOL. 134	
COUNTY				CITY			
Waller							
OTHER MEMBERS OF FAMILY							
NAME		RELATIONSHIP	AGE	BIRTHPLACE			
Evee		W	32	M			
Clara		D	14				
Freddie		S	13				
Hattie		S	11				
Alice		D	9				
Sallie		D	7				
Elma		S	4				

FORM 10-536A
1910 CENSUS INDEX - FAMILY

U.S. DEPARTMENT OF COMMERCE
BUREAU OF THE CENSUS

TEXAS

67300		NAME OF INDIVIDUAL <i>Wyatt Will</i>		E.D. 45	SHEET 6
COLOR <i>W</i>	AGE 30	BIRTHPLACE		VOL. 31	
COUNTY Cooke			CITY		
ENUMERATED WITH <i>Cochran Albert</i>					
RELATIONSHIP TO ABOVE					
<input type="checkbox"/> SON	<input type="checkbox"/> NEPHEW	<input type="checkbox"/> STEPSON			
<input type="checkbox"/> DAUGHTER	<input type="checkbox"/> NIECE	<input type="checkbox"/> STEPDAUGHTER			
<input type="checkbox"/> BROTHER	<input type="checkbox"/> FATHER-IN-LAW	<input type="checkbox"/> COUSIN			
<input type="checkbox"/> SISTER	<input type="checkbox"/> MOTHER-IN-LAW	<input checked="" type="checkbox"/> HIRED MAN			
<input type="checkbox"/> FATHER	<input type="checkbox"/> SON-IN-LAW	<input type="checkbox"/> ROOMER			
<input type="checkbox"/> MOTHER	<input type="checkbox"/> DAUGHTER-IN-LAW	<input type="checkbox"/> SERVANT			
<input type="checkbox"/> GRANDSON	<input type="checkbox"/> BROTHER-IN-LAW	<input type="checkbox"/> OTHER (Specify)			
<input type="checkbox"/> GRANDDAUGHTER	<input type="checkbox"/> SISTER-IN-LAW				
<input type="checkbox"/> GRANDCHILD	<input type="checkbox"/> ORPHAN				

FORM 10-637
1910 CENSUS INDEX - INDIVIDUAL

U. S. DEPARTMENT OF COMMERCE
BUREAU OF THE CENSUS

113021		HEAD OF FAMILY		TEXAS	
COLOR	White	AGE	24	BIRTHPLACE	Ill
COUNTY	W	Coryell		CITY	
				E.O.	44
				VOL.	32
				SHEET	15
OTHER MEMBERS OF FAMILY					
NAME	RELATIONSHIP	AGE	BIRTHPLACE		
Lue Matthea	W	22			
Sybil	D	4			
B. J.	S	1			

FORM 10-636
 1910 CENSUS INDEX - FAMILY

U.S. DEPARTMENT OF COMMERCE
 BUREAU OF THE CENSUS

TEXAS

W 300	HEAD OF FAMILY White Will		E.D. 7	SHEET 17
COLOR B	AGE 22	BIRTHPLACE	VOL. 7	
COUNTY		CITY		
Bell OTHER MEMBERS OF FAMILY				
NAME		RELATION- SHIP	AGE	BIRTHPLACE
1 Mandy		W	22	

FORM 10 636

1910 CENSUS INDEX - FAMILY

U S DEPARTMENT OF COMMERCE
BUREAU OF THE CENSUS

W 300		NAME OF INDIVIDUAL		TEXAS	
COLOR	W	AGE	25	BIRTHPLACE	White Hill
COUNTY					E.O. 93
ENUMERATED WITH				Grayson	SHEET 49
RELATIONSHIP TO ABOVE				CITY	VOL. 61
<input type="checkbox"/> SON <input type="checkbox"/> DAUGHTER <input type="checkbox"/> BROTHER <input type="checkbox"/> SISTER <input type="checkbox"/> FATHER <input type="checkbox"/> MOTHER <input type="checkbox"/> GRANDSON <input type="checkbox"/> GRANDDAUGHTER <input type="checkbox"/> GRANDCHILD				<input type="checkbox"/> NEPHEW <input type="checkbox"/> NIECE <input type="checkbox"/> FATHER-IN-LAW <input type="checkbox"/> MOTHER-IN-LAW <input type="checkbox"/> SON-IN-LAW <input type="checkbox"/> DAUGHTER-IN-LAW <input type="checkbox"/> BROTHER-IN-LAW <input type="checkbox"/> SISTER-IN-LAW <input type="checkbox"/> ORPHAN	
				<input type="checkbox"/> STEPSON <input type="checkbox"/> STEPDAUGHTER <input type="checkbox"/> COUSIN <input type="checkbox"/> HIRED MAN <input type="checkbox"/> ROOMER <input type="checkbox"/> SERVANT <input checked="" type="checkbox"/> OTHER (Specify)	
				Bo	

FORM 10-637
1910 CENSUS INDEX - INDIVIDUAL

U.S. DEPARTMENT OF COMMERCE
BUREAU OF THE CENSUS

TEXAS

10300	HEAD OF FAMILY <i>Wade Will</i>		E.D. 7	SHEET 154
COLOR <i>B</i>	AGE <i>34</i>	BIRTHPLACE		VOL. 57
COUNTY <i>Gregg</i>		CITY		
OTHER MEMBERS OF FAMILY				
NAME		RELATIONSHIP	AGE	BIRTHPLACE
<i>- / Ada</i>		<i>W</i>	<i>30</i>	

FORM 10 636

1910 CENSUS INDEX - FAMILY

U.S. DEPARTMENT OF COMMERCE
BUREAU OF THE CENSUS

TEXAS

W 300	NAME OF INDIVIDUAL <i>White Hill</i>		E.D. <i>16</i>	SHEET <i>468</i>
COLOR <i>W.</i>	AGE <i>25</i>	BIRTHPLACE		VOL. <i>53</i>
COUNTY	Fort Bend		CITY <i>Richmond</i>	
ENUMERATED WITH <i>Wash James</i>				
RELATIONSHIP TO ABOVE				
<input type="checkbox"/> SON	<input type="checkbox"/> NEPHEW	<input type="checkbox"/> STEPSON		
<input type="checkbox"/> DAUGHTER	<input type="checkbox"/> NIECE	<input type="checkbox"/> STEPDAUGHTER		
<input type="checkbox"/> BROTHER	<input checked="" type="checkbox"/> FATHER-IN-LAW	<input type="checkbox"/> COUSIN		
<input type="checkbox"/> SISTER	<input type="checkbox"/> MOTHER-IN-LAW	<input type="checkbox"/> HIRED MAN		
<input type="checkbox"/> FATHER	<input type="checkbox"/> SON-IN-LAW	<input checked="" type="checkbox"/> ROOMER		
<input type="checkbox"/> MOTHER	<input type="checkbox"/> DAUGHTER-IN-LAW	<input type="checkbox"/> SERVANT		
<input type="checkbox"/> GRANDSON	<input type="checkbox"/> BROTHER-IN-LAW	<input type="checkbox"/> OTHER (<i>Specify</i>)		
<input type="checkbox"/> GRANDDAUGHTER	<input type="checkbox"/> SISTER-IN-LAW	_____		
<input type="checkbox"/> GRANDCHILD	<input type="checkbox"/> ORPHAN	_____		

FORM 10-637

1910 CENSUS INDEX - INDIVIDUAL

U.S. DEPARTMENT OF COMMERCE
BUREAU OF THE CENSUS

TEXAS

W300	HEAD OF FAMILY White Will		E.D. 111	SHEET 88
COLOR W	AGE 46	BIRTHPLACE Tex	VOL. 46	
COUNTY	Ellis		CITY	
OTHER MEMBERS OF FAMILY				
	NAME	RELATIONSHIP	AGE	BIRTHPLACE
	Mamma	W	31	
	Myrtle	D.	11	
	Robert	S	9	
	Jessie	D.	7	
	Lucile	D.	5	
	Roscoe	S	2	
	#1 (Bo)			

W 300		HEAD OF FAMILY <i>Wheat</i>		TEXAS	
COLOR	<i>W</i>	AGE	<i>31</i>	BIRTHPLACE	<i>Will</i>
COUNTY				E.D.	SHEET
				<i>24</i>	<i>230</i>
Fort Bend				VOL.	
				<i>53</i>	
- OTHER MEMBERS OF FAMILY -					
NAME					
		RELATIONSHIP	AGE	BIRTHPLACE	
<i>Fynnie</i>		<i>Di</i>	<i>36</i>		
<i>Carrie</i>		<i>Di</i>	<i>32</i>		

FORM 10-636

1910 CENSUS INDEX - FAMILY

U.S. DEPARTMENT OF COMMERCE
BUREAU OF THE CENSUS

TEXAS

W300	HEAD OF FAMILY		E.D.	SHEET
	Woods, Will		92	83
COLOR	AGE	BIRTHPLACE	VOL.	
W	22	Ala.	91	
COUNTY - Lamar		CITY		
OTHER MEMBERS OF FAMILY				
NAME		RELATIONSHIP	AGE	BIRTHPLACE
Wanda		W	22	SC
Dorothy		S	6	

FORM 10 636
1910 CENSUS INDEX - FAMILY

U.S. DEPARTMENT OF COMMERCE
BUREAU OF THE CENSUS

TEXAS

W 300		HEAD OF FAMILY		White Will		E.O.	SHEET
COLOR	W	AGE	47	BIRTHPLACE	Miss	28	244
COUNTY	Navarro			CITY		VOL.	107
OTHER MEMBERS OF FAMILY							
NAME		RELATIONSHIP	AGE	BIRTHPLACE			
Bennie Lee		W	40	Ala			
Anne		D	20	Ark			
Roy		S	17	I			

W 300		HEAD OF FAMILY		TEXAS	
COLOR	AGE	BIRTHPLACE		E.D.	SHEET
W	27	West Wall		78	183
COUNTY			CITY		VOL
McLennan			1		97
OTHER MEMBERS OF FAMILY					
NAME		RELATIONSHIP	AGE	BIRTHPLACE	
1 Alice		W	27		
Evelyn		D	41		
76 Bo					

FORM 10 636
1910 CENSUS INDEX - FAMILY

U. S. DEPARTMENT OF COMMERCE
BUREAU OF THE CENSUS

TEXAS

12/5/20		HEAD OF FAMILY		E. D.		SHEET	
COLOR		AGE		BIRTHPLACE		VOL.	
COUNTY				CITY			
Dallas				Dallas			
OTHER MEMBERS OF FAMILY							
NAME		RELATIONSHIP		AGE		BIRTHPLACE	
I.			

FORM 10 636
 1910 CENSUS INDEX - FAMILY

U. S. DEPARTMENT OF COMMERCE
 BUREAU OF THE CENSUS

TEXAS

W 300		NAME OF INDIVIDUAL White Will		E.D.	SHEET
COLOR B	AGE 38	BIRTHPLACE		VOL.	3
COUNTY Aransas		CITY Rockport			
ENUMERATED WITH Louie Nettie					
RELATIONSHIP TO ABOVE					
<input type="checkbox"/> SON	<input type="checkbox"/> NEPHEW	<input type="checkbox"/> STEPSON			
<input type="checkbox"/> DAUGHTER	<input type="checkbox"/> NIECE	<input type="checkbox"/> STEPDAUGHTER			
<input type="checkbox"/> BROTHER	<input type="checkbox"/> FATHER-IN-LAW	<input type="checkbox"/> COUSIN			
<input type="checkbox"/> SISTER	<input type="checkbox"/> MOTHER-IN-LAW	<input type="checkbox"/> HIRED MAN			
<input type="checkbox"/> FATHER	<input type="checkbox"/> SON-IN-LAW	<input type="checkbox"/> ROOMER			
<input type="checkbox"/> MOTHER	<input type="checkbox"/> DAUGHTER-IN-LAW	<input type="checkbox"/> SERVANT			
<input type="checkbox"/> GRANDSON	<input type="checkbox"/> BROTHER-IN-LAW	<input type="checkbox"/> OTHER (Specify)			
<input type="checkbox"/> GRANDDAUGHTER	<input type="checkbox"/> SISTER-IN-LAW				
<input type="checkbox"/> GRANDCHILD	<input type="checkbox"/> ORPHAN				

FORM 10 227

1910 CENSUS INDEX - INDIVIDUAL

U S DEPARTMENT OF COMMERCE
BUREAU OF THE CENSUS

W300		NAME OF INDIVIDUAL <i>Wade - Will</i>		TEXAS	
COLOR <i>W</i>	AGE <i>26</i>	BIRTHPLACE <i>Ky</i>	E.D. <i>109</i>	SHEET <i>11</i>	
COUNTY		<i>Dallas</i>	CITY		VOL. <i>38</i>
ENUMERATED WITH <i>Spikes - Paul</i>					
RELATIONSHIP TO ABOVE					
<input type="checkbox"/> SON	<input type="checkbox"/> NEPHEW	<input type="checkbox"/> STEPSON			
<input type="checkbox"/> DAUGHTER	<input type="checkbox"/> NIECE	<input type="checkbox"/> STEPDAUGHTER			
<input type="checkbox"/> BROTHER	<input type="checkbox"/> FATHER-IN-LAW	<input type="checkbox"/> COUSIN			
<input type="checkbox"/> SISTER	<input type="checkbox"/> MOTHER-IN-LAW	<input type="checkbox"/> UNCLE			
<input type="checkbox"/> FATHER	<input type="checkbox"/> SON-IN-LAW	<input type="checkbox"/> ROOMER			
<input type="checkbox"/> MOTHER	<input type="checkbox"/> DAUGHTER-IN-LAW	<input type="checkbox"/> SERVANT			
<input type="checkbox"/> GRANDSON	<input type="checkbox"/> BROTHER-IN-LAW	<input type="checkbox"/> OTHER (Specify)			
<input type="checkbox"/> GRANDDAUGHTER	<input type="checkbox"/> SISTER-IN-LAW				
<input type="checkbox"/> GRANDCHILD	<input type="checkbox"/> ORPHAN				

FORM 10-637
1910 CENSUS INDEX - INDIVIDUAL

U.S. DEPARTMENT OF COMMERCE
BUREAU OF THE CENSUS

TEXAS

W300		NAME OF INDIVIDUAL		E.D.	SHEET
White		Will		96	4
COLOR	AGE	BIRTHPLACE	VOL.		
B.	34	Tenn	32		
COUNTY			CITY		
Dallas					
ENUMERATED WITH					
Stoker Best					
RELATIONSHIP TO-ABOVE					
<input type="checkbox"/> SON	<input type="checkbox"/> NEPHEW	<input type="checkbox"/> STEPSON			
<input type="checkbox"/> DAUGHTER	<input type="checkbox"/> NIECE	<input type="checkbox"/> STEPDAUGHTER			
<input type="checkbox"/> BROTHER	<input type="checkbox"/> FATHER-IN-LAW	<input type="checkbox"/> COUSIN			
<input type="checkbox"/> SISTER	<input type="checkbox"/> MOTHER-IN-LAW	<input type="checkbox"/> HIRED MAN			
<input type="checkbox"/> FATHER	<input type="checkbox"/> SON-IN-LAW	<input type="checkbox"/> ROOMER			
<input type="checkbox"/> MOTHER	<input type="checkbox"/> DAUGHTER-IN-LAW	<input type="checkbox"/> SERVANT			
<input type="checkbox"/> GRANDSON	<input type="checkbox"/> BROTHER-IN-LAW	<input checked="" type="checkbox"/> OTHER (Specify)			
<input type="checkbox"/> GRANDDAUGHTER	<input type="checkbox"/> SISTER-IN-LAW	lab			
<input type="checkbox"/> GRANDCHILD	<input type="checkbox"/> ORPHAN				

FORM 10-637

1910 CENSUS INDEX - INDIVIDUAL

U.S. DEPARTMENT OF COMMERCE
BUREAU OF THE CENSUS

TEXAS

W300		NAME OF INDIVIDUAL <i>Wood Will</i>		E.D. <i>98</i>	SHEET <i>143</i>
COLOR <i>W</i>	AGE <i>12</i>	BIRTHPLACE		VOL. <i>52</i>	
COUNTY <i>Fisher</i>			CITY		
ENUMERATED WITH <i>Bennett Jan</i>					
RELATIONSHIP TO ABOVE					
<input type="checkbox"/> SON	<input type="checkbox"/> NEPHEW	<input type="checkbox"/> STEPSON			
<input type="checkbox"/> DAUGHTER	<input type="checkbox"/> NIECE	<input type="checkbox"/> STEPDAUGHTER			
<input type="checkbox"/> BROTHER	<input type="checkbox"/> FATHER-IN-LAW	<input type="checkbox"/> COUSIN			
<input type="checkbox"/> SISTER	<input type="checkbox"/> MOTHER-IN-LAW	<input type="checkbox"/> HIRED MAN			
<input type="checkbox"/> FATHER	<input type="checkbox"/> SON-IN-LAW	<input checked="" type="checkbox"/> ROOMER			
<input type="checkbox"/> MOTHER	<input type="checkbox"/> DAUGHTER-IN-LAW	<input type="checkbox"/> SERVANT			
<input type="checkbox"/> GRANDSON	<input type="checkbox"/> BROTHER-IN-LAW	<input type="checkbox"/> OTHER (<i>Roomer</i>)			
<input checked="" type="checkbox"/> GRANDDAUGHTER	<input type="checkbox"/> SISTER-IN-LAW				
<input type="checkbox"/> GRANDCHILD	<input type="checkbox"/> ORPHAN				

FORM 10-637
1910 CENSUS INDEX - INDIVIDUAL

U.S. DEPARTMENT OF COMMERCE
BUREAU OF THE CENSUS

TEXAS

W300		HEAD OF FAMILY					
COLOR	B	AGE	32	BIRTHPLACE	Ill	E.D.	33
COUNTY				CITY	Cass	SHEET	10
						VOL.	22
OTHER MEMBERS OF FAMILY							
NAME	RELATIONSHIP	AGE	BIRTHPLACE				
Charles	W	26					
John	S	8					
William	S	4					
Trill	S	2					
Samuel	S	1/2					
Scott	M	16					
Lucy							

FORM 10-636
1910 CENSUS INDEX - FAMILY

U.S. DEPARTMENT OF COMMERCE
BUREAU OF THE CENSUS

W300		NAME OF INDIVIDUAL		TEXAS	
COLOR	W	AGE	28	BIRTHPLACE	U.S.
COUNTY			Bowie	CITY	Texarkana
ENUMERATED WITH			Templeton Sterling E		
RELATIONSHIP TO ABOVE					
<input type="checkbox"/> SON	<input type="checkbox"/> NEPHEW	<input type="checkbox"/> STEPSON			
<input type="checkbox"/> DAUGHTER	<input type="checkbox"/> NIECE	<input type="checkbox"/> STEPDAUGHTER			
<input type="checkbox"/> BROTHER	<input type="checkbox"/> FATHER-IN-LAW	<input type="checkbox"/> COUSIN			
<input type="checkbox"/> SISTER	<input type="checkbox"/> MOTHER-IN-LAW	<input type="checkbox"/> HIRED MAN			
<input type="checkbox"/> FATHER	<input type="checkbox"/> SON-IN-LAW	<input type="checkbox"/> ROOMER			
<input type="checkbox"/> MOTHER	<input type="checkbox"/> DAUGHTER-IN-LAW	<input type="checkbox"/> SERVANT			
<input type="checkbox"/> GRANDSON	<input type="checkbox"/> BROTHER-IN-LAW	<input type="checkbox"/> OTHER (Specify)			
<input type="checkbox"/> GRANDDAUGHTER	<input type="checkbox"/> SISTER-IN-LAW				
<input type="checkbox"/> GRANDCHILD	<input type="checkbox"/> ORPHAN				

FORM 10-637
 1970 CENSUS INDEX - INDIVIDUAL

U.S. DEPARTMENT OF COMMERCE
 BUREAU OF THE CENSUS

W 300		NAME OF INDIVIDUAL <i>Wesley Hill</i>		TEXAS	
COLOR <i>B</i>	AGE <i>23</i>	BIRTHPLACE <i>Tenn</i>		E.O. <i>48</i>	SHEET <i>35</i>
COUNTY <i>-</i>		CITY <i>Falls</i>		VOL. <i>49</i>	
ENUMERATED WITH <i>Franklin Jno</i>					
RELATIONSHIP TO ABOVE					
<input type="checkbox"/> SON	<input type="checkbox"/> NEPHEW	<input checked="" type="checkbox"/> STEPSON			
<input type="checkbox"/> DAUGHTER	<input type="checkbox"/> NIECE	<input type="checkbox"/> STEPDAUGHTER			
<input type="checkbox"/> BROTHER	<input type="checkbox"/> FATHER-IN-LAW	<input type="checkbox"/> COUSIN			
<input type="checkbox"/> SISTER	<input type="checkbox"/> MOTHER-IN-LAW	<input type="checkbox"/> HIRED MAN			
<input type="checkbox"/> FATHER	<input type="checkbox"/> SON-IN-LAW	<input type="checkbox"/> ROOMER			
<input type="checkbox"/> MOTHER	<input type="checkbox"/> DAUGHTER-IN-LAW	<input type="checkbox"/> SERVANT			
<input type="checkbox"/> GRANDSON	<input type="checkbox"/> BROTHER-IN-LAW	<input type="checkbox"/> OTHER (Specify)			
<input type="checkbox"/> GRANDDAUGHTER	<input type="checkbox"/> SISTER-IN-LAW				
<input type="checkbox"/> GRANDCHILD	<input type="checkbox"/> ORPHAN				

FORM 10-637
1910 CENSUS INDEX - INDIVIDUAL

U.S. DEPARTMENT OF COMMERCE
BUREAU OF THE CENSUS

TEXAS

W 300		HEAD OF FAMILY		Wyatt Will		E.D.	SHEET
COLOR	B	AGE	25	BIRTHPLACE		53438	
COUNTY				Falls	CITY	VOL.	49
OTHER MEMBERS OF FAMILY							
NAME		RELATIONSHIP	AGE	BIRTHPLACE			
Maries		W	27				
Curile		D	4				
Curile		S	3				

FORM 10-636
1910 CENSUS INDEX - FAMILY

U.S. DEPARTMENT OF COMMERCE
BUREAU OF THE CENSUS

TEXAS

10300		HEAD OF FAMILY		White, Will -		E.D.	SHEET
COLOR	66	AGE	28	BIRTHPLACE		130	283
COUNTY	Wood			CITY		VOL.	149
OTHER MEMBERS OF FAMILY							
NAME		RELATIONSHIP	AGE	BIRTHPLACE			
J. (Archie)		66	22				
Lora		12	1				

W300		HEAD OF FAMILY		161 TEXAS	
COLOR	B	AGE	29	BIRTHPLACE	White Hill
COUNTY					
				CITY	147
OTHER MEMBERS OF FAMILY					
NAME		RELATIONSHIP	AGE	BIRTHPLACE	
- Mary		- W	26		

FORM 10 636
 1910 CENSUS INDEX - FAMILY

U. S. DEPARTMENT OF COMMERCE
 BUREAU OF THE CENSUS

44-300		NAME OF INDIVIDUAL <i>W. L. Will</i>		TEXAS	
COLOR <i>B</i>	AGE <i>19</i>	BIRTHPLACE		E.D. <i>117</i>	SHEET <i>94</i>
COUNTY				VOL. <i>118</i>	
ENUMERATED WITH <i>Robertson</i>				CITY	
RELATIONSHIP TO ABOVE <i>W. L. Will</i>					
<input type="checkbox"/> SON	<input type="checkbox"/> NEPHEW	<input type="checkbox"/> STEPSON			
<input type="checkbox"/> DAUGHTER	<input type="checkbox"/> NIECE	<input type="checkbox"/> STEPDAUGHTER			
<input type="checkbox"/> BROTHER	<input type="checkbox"/> FATHER-IN-LAW	<input type="checkbox"/> COUSIN			
<input type="checkbox"/> SISTER	<input type="checkbox"/> MOTHER-IN-LAW	<input type="checkbox"/> MARRIED MAN			
<input type="checkbox"/> FATHER	<input type="checkbox"/> SON-IN-LAW	<input type="checkbox"/> ROOMER			
<input type="checkbox"/> MOTHER	<input type="checkbox"/> DAUGHTER-IN-LAW	<input type="checkbox"/> SERVANT			
<input type="checkbox"/> GRANDSON	<input type="checkbox"/> BROTHER-IN-LAW	<input type="checkbox"/> OTHER (Specify)			
<input type="checkbox"/> GRANDDAUGHTER	<input type="checkbox"/> SISTER-IN-LAW				
<input type="checkbox"/> GRANDCHILD	<input type="checkbox"/> ORPHAN				

FORM 10-237
1910 CENSUS INDEX - INDIVIDUAL

U. S. DEPARTMENT OF COMMERCE
BUREAU OF THE CENSUS

TEXAS

W 300		HEAD OF FAMILY		White		Will		E.D.	SHEET
COLOR	W	AGE	26	BIRTHPLACE)				114	15
COUNTY	Robertson			CITY				VOL. 118	
OTHER MEMBERS OF FAMILY									
NAME		RELATIONSHIP	AGE	BIRTHPLACE					
Fannie		W	23						
Florence		D	3						
Louise		D	1 1/2						

FORM 10-638

1910 CENSUS INDEX - FAMILY -

U.S. DEPARTMENT OF COMMERCE
BUREAU OF THE CENSUS

TEXAS

W 300		NAME OF INDIVIDUAL <i>Wood, Will</i>		E.D. 57	SHEET 210
COLOR <i>W</i>	AGE 17	BIRTHPLACE		VOL. 121	
COUNTY <i>Rusk</i>		CITY			
ENUMERATED WITH <i>Allen, Wiley</i>					
RELATIONSHIP TO ABOVE					
<input type="checkbox"/> SON	<input type="checkbox"/> NEPHEW	<input type="checkbox"/> STEPSON			
<input type="checkbox"/> DAUGHTER	<input type="checkbox"/> NIECE	<input type="checkbox"/> STEPDAUGHTER			
<input type="checkbox"/> BROTHER	<input type="checkbox"/> FATHER-IN-LAW	<input type="checkbox"/> COUSIN			
<input type="checkbox"/> SISTER	<input type="checkbox"/> MOTHER-IN-LAW	<input checked="" type="checkbox"/> HIRED MAN			
<input type="checkbox"/> FATHER	<input type="checkbox"/> SON-IN-LAW	<input type="checkbox"/> ROOMER			
<input type="checkbox"/> MOTHER	<input type="checkbox"/> DAUGHTER-IN-LAW	<input type="checkbox"/> SERVANT			
<input type="checkbox"/> GRANDSON	<input type="checkbox"/> BROTHER-IN-LAW	<input type="checkbox"/> OTHER (Specify)			
<input type="checkbox"/> GRANDDAUGHTER	<input type="checkbox"/> SISTER-IN-LAW				
<input type="checkbox"/> GRANDCHILD	<input type="checkbox"/> ORPHAN				

FORM 10-637
1910 CENSUS INDEX - INDIVIDUAL

U.S. DEPARTMENT OF COMMERCE
BUREAU OF THE CENSUS

TEXAS

HEAD OF FAMILY		E. D.		SHEET	
C. D. L. O. N.		AGE		BIRTHPLACE	
COUNTY		CITY		VOL.	
Panola				124	
OTHER MEMBERS OF FAMILY					
NAME		RELATIONSHIP	AGE	BIRTHPLACE	
J. J. Jones					

FORM 10 636
 1910 CENSUS INDEX - FAMILY

U. S. DEPARTMENT OF COMMERCE
 BUREAU OF THE CENSUS

W 300		HEAD OF FAMILY		TEXAS	
COLOR	B	AGE	50	BIRTHPLACE	Wood, W. Va.
COUNTY				E.D.	70
				SHEET	99
Smith			CITY	VOL.	125
OTHER MEMBERS OF FAMILY					
NAME		RELATIONSHIP	AGE	BIRTHPLACE	
Nancy		W	42		
Hattie		D	16		
Martha		D	13		
- Willie		S	12		
Katie		D	10		
- Don		S	7		

FORM 10 636
 1910 CENSUS INDEX - FAMILY

U S DEPARTMENT OF COMMERCE
 BUREAU OF THE CENSUS

1,300		NAME OF INDIVIDUAL		TEXAS	
COLOR	AGE	BIRTHPLACE	E.D.	SHEET	
	24		24	258	
COUNTY	CITY		VOL.	70	
ENUMERATED WITH		Harrison			
RELATIONSHIP TO ABOVE					
<input type="checkbox"/> SON	<input type="checkbox"/> NEPHEW	<input type="checkbox"/> STEPMON			
<input type="checkbox"/> DAUGHTER	<input type="checkbox"/> NIECE	<input type="checkbox"/> STEPDAUGHTER			
<input type="checkbox"/> BROTHER	<input type="checkbox"/> FATHER-IN-LAW	<input type="checkbox"/> COUSIN			
<input type="checkbox"/> SISTER	<input type="checkbox"/> MOTHER-IN-LAW	<input type="checkbox"/> HIRED MAN			
<input type="checkbox"/> FATHER	<input type="checkbox"/> SON-IN-LAW	<input type="checkbox"/> ROOMER			
<input type="checkbox"/> MOTHER	<input type="checkbox"/> DAUGHTER-IN-LAW	<input type="checkbox"/> SERVANT			
<input type="checkbox"/> GRANDSON	<input type="checkbox"/> BROTHER-IN-LAW	<input type="checkbox"/> OTHER (Specify)			
<input type="checkbox"/> GRANDDAUGHTER	<input type="checkbox"/> SISTER-IN-LAW				
<input type="checkbox"/> GRANDCHILD	<input type="checkbox"/> ORPHAN				

FORM 10 637
 1910 CENSUS INDEX - INDIVIDUAL

U.S. DEPARTMENT OF COMMERCE
 BUREAU OF THE CENSUS

W 300		NAME OF INDIVIDUAL		TEXAS	
COLOR	W	AGE	26	E.O.	173
BIRTHPLACE			White, Will	SHEET	287
COUNTY	Montague	CITY		VOL.	105
ENUMERATED WITH					
Hilmore, John					
RELATIONSHIP TO ABOVE					
<input type="checkbox"/> SON	<input type="checkbox"/> NEPHEW	<input type="checkbox"/> STEPSON			
<input type="checkbox"/> DAUGHTER	<input type="checkbox"/> NIECE	<input type="checkbox"/> STEPDAUGHTER			
<input type="checkbox"/> BROTHER	<input type="checkbox"/> FATHER-IN-LAW	<input type="checkbox"/> COUSIN			
<input type="checkbox"/> SISTER	<input type="checkbox"/> MOTHER-IN-LAW	<input type="checkbox"/> HIRED MAN			
<input type="checkbox"/> FATHER	<input type="checkbox"/> SON-IN-LAW	<input checked="" type="checkbox"/> WOOMER			
<input type="checkbox"/> MOTHER	<input type="checkbox"/> DAUGHTER-IN-LAW	<input type="checkbox"/> SERVANT			
<input type="checkbox"/> GRANDSON	<input type="checkbox"/> BROTHER-IN-LAW	<input type="checkbox"/> OTHER (Specify)			
<input type="checkbox"/> GRANDDAUGHTER	<input type="checkbox"/> SISTER-IN-LAW				
<input type="checkbox"/> GRANDCHILD	<input type="checkbox"/> ORPHAN				

FORM 10 637
1910 CENSUS INDEX - INDIVIDUAL

U. S. DEPARTMENT OF COMMERCE
BUREAU OF THE CENSUS

TEXAS

W300	HEAD OF FAMILY	66 hite. 6. ill.	E.D.	SHEET
COLOR 13	AGE 35	BIRTHPLACE	132	370
COUNTY		CITY	VOLS. 50	
		Commerce		
OTHER MEMBERS OF FAMILY				
NAME	RELATIONSHIP	AGE	BIRTHPLACE	
Laura	"	36		
Isabel	"	5		
John	"	6		

FORM 11-636

1910 CENSUS INDEX - FAMILY

U. S. DEPARTMENT OF COMMERCE
BUREAU OF THE CENSUS

TEXAS

1920	HEAD OF FAMILY <i>Hood, Skill</i>		E.D. 124	SHEET 112
COLOR <i>W</i>	AGE <i>29</i>	BIRTHPLACE		VOL. <i>72</i>
COUNTY <i>Howard</i>	CITY <i>Big Springs</i>			
OTHER MEMBERS OF FAMILY				
NAME		RELATIONSHIP	AGE	BIRTHPLACE
<i>Bula</i>		<i>W</i>	<i>27</i>	-
<i>Milton Morris</i>		<i>S</i>	<i>1</i>	

FORM 10-636
1910 CENSUS INDEX - FAMILYU.S. DEPARTMENT OF COMMERCE
BUREAU OF THE CENSUS

TEXAS

W 300		NAME OF INDIVIDUAL <i>White, Will</i>		E.D. 175	SHEET 497
COLOR <i>W</i>	AGE <i>16</i>	BIRTHPLACE <i>Ky</i>		VOL. <i>110</i>	
COUNTY <i>Notan</i>		CITY <i>Sweetwater</i>			
ENUMERATED WITH <i>White Ed</i>					
RELATIONSHIP TO ABOVE					
<input type="checkbox"/> SON	<input type="checkbox"/> NEPHEW	<input type="checkbox"/> STEPSON			
<input type="checkbox"/> DAUGHTER	<input type="checkbox"/> NIECE	<input type="checkbox"/> STEPDAUGHTER			
<input checked="" type="checkbox"/> BROTHER	<input type="checkbox"/> FATHER-IN-LAW	<input type="checkbox"/> COUSIN			
<input type="checkbox"/> SISTER	<input type="checkbox"/> MOTHER-IN-LAW	<input type="checkbox"/> HIRED MAN			
<input type="checkbox"/> FATHER	<input type="checkbox"/> SON-IN-LAW	<input type="checkbox"/> ROOMER			
<input type="checkbox"/> MOTHER	<input type="checkbox"/> DAUGHTER-IN-LAW	<input type="checkbox"/> SERVANT			
<input type="checkbox"/> GRANDSON	<input type="checkbox"/> BROTHER-IN-LAW	<input type="checkbox"/> OTHER (Specify)			
<input type="checkbox"/> GRANDDAUGHTER	<input type="checkbox"/> SISTER-IN-LAW				
<input type="checkbox"/> GRANDCHILD	<input type="checkbox"/> ORPHAN				

FORM 10-637
1910 CENSUS INDEX - INDIVIDUAL

U.S. DEPARTMENT OF COMMERCE
BUREAU OF THE CENSUS

W 300		NAME OF INDIVIDUAL		TEXAS	
COLOR	AGE	BIRTHPLACE		E.O.	SHEET
B	3			80	67
COUNTY				VOL.	
Navarro				107	
ENUMERATED WITH		CITY			
		Coricana			
RELATIONSHIP TO ABOVE		W. J. Callie L.			
<input type="checkbox"/> SON	<input type="checkbox"/> NEPHEW				
<input type="checkbox"/> DAUGHTER	<input type="checkbox"/> NIECE				
<input type="checkbox"/> BROTHER	<input type="checkbox"/> FATHER-IN-LAW	<input type="checkbox"/> STEPSON			
<input type="checkbox"/> SISTER	<input type="checkbox"/> MOTHER-IN-LAW	<input type="checkbox"/> STEPDAUGHTER			
<input type="checkbox"/> FATHER	<input type="checkbox"/> SON-IN-LAW	<input type="checkbox"/> COUSIN			
<input type="checkbox"/> MOTHER	<input type="checkbox"/> DAUGHTER-IN-LAW	<input type="checkbox"/> HIRED MAN			
<input checked="" type="checkbox"/> GRANDSON	<input type="checkbox"/> BROTHER-IN-LAW	<input type="checkbox"/> ROOMER			
<input type="checkbox"/> GRANDDAUGHTER	<input type="checkbox"/> SISTER-IN-LAW	<input type="checkbox"/> SERVANT			
<input type="checkbox"/> GRANDCHILD	<input type="checkbox"/> ORPHAN	<input type="checkbox"/> OTHER (Specify)			

FORM 10-537
1910 CENSUS INDEX - INDIVIDUAL

U.S. DEPARTMENT OF COMMERCE
BUREAU OF THE CENSUS

W 300		HEAD OF FAMILY		TEXAS	
COLOR	W	AGE	38	BIRTHPLACE	Wilk E.
COUNTY	Karnes			CITY	
E.D. 113 SHEET 52					
VOL. 182					
OTHER MEMBERS OF FAMILY					
NAME		RELATIONSHIP	AGE	BIRTHPLACE	
Edna		W	32	Calif.	

FORM 10-636
 1910 CENSUS INDEX - FAMILY

U.S. DEPARTMENT OF COMMERCE
 BUREAU OF THE CENSUS

TEXAS

W 300		NAME OF INDIVIDUAL White, Wilhelm		E.D. 119	SHEET 44
COLOR W	AGE 35	BIRTHPLACE		VOL. 117	
COUNTY Red River		CITY Clarksville			
ENUMERATED WITH Glasgow, Jane					
RELATIONSHIP TO ABOVE					
<input type="checkbox"/> SON	<input type="checkbox"/> NEPHEW	<input type="checkbox"/> STEPSON			
<input checked="" type="checkbox"/> DAUGHTER	<input type="checkbox"/> NIECE	<input type="checkbox"/> STEPDAUGHTER			
<input type="checkbox"/> BROTHER	<input type="checkbox"/> FATHER-IN-LAW	<input type="checkbox"/> COUSIN			
<input type="checkbox"/> SISTER	<input type="checkbox"/> MOTHER-IN-LAW	<input type="checkbox"/> HIRED MAN			
<input type="checkbox"/> FATHER	<input type="checkbox"/> SON-IN-LAW	<input type="checkbox"/> ROOMER			
<input type="checkbox"/> MOTHER	<input type="checkbox"/> DAUGHTER-IN-LAW	<input type="checkbox"/> SERVANT			
<input type="checkbox"/> GRANDSON	<input type="checkbox"/> BROTHER-IN-LAW	<input type="checkbox"/> OTHER (Specify)			
<input type="checkbox"/> GRANDDAUGHTER	<input type="checkbox"/> SISTER-IN-LAW				
<input type="checkbox"/> GRANDCHILD	<input type="checkbox"/> ORPHAN				

FORM 10-637
1910 CENSUS INDEX - INDIVIDUAL

U.S. DEPARTMENT OF COMMERCE
BUREAU OF THE CENSUS

TEXAS

11	30.6	HEAD OF FAMILY		<i>Witte Wilhelmus</i>		E.O.	SHEET
COLOR	<i>W</i>	AGE	BIRTHPLACE			<i>46</i>	<i>140</i>
COUNTY		<i>42</i>				VOL.	<i>38</i>
			CITY				
			<i>Do Witt</i>				
OTHER MEMBERS OF FAMILY							
NAME		RELATIONSHIP	AGE	BIRTHPLACE			
<i>1 Wesley</i>		<i>S</i>	<i>15</i>				

FORM 10-536
1910 CENSUS INDEX - FAMILY

U.S. DEPARTMENT OF COMMERCE
BUREAU OF THE CENSUS

TEXAS

500	HEAD OF FAMILY <i>White Wilford</i>		E.D. <i>111</i>	SHEET <i>36</i>
COLOR <i>W</i>	AGE <i>66</i>	BIRTHPLACE <i>Tenn</i>	VOL. <i>138</i>	
COUNTY		<i>Trinity</i>	CITY	
OTHER MEMBERS OF FAMILY				
NAME		RELATIONSHIP	AGE	BIRTHPLACE
<i>Margaret A.</i>		<i>W</i>	<i>64</i>	
<i>Sam</i>		<i>S</i>	<i>38</i>	<i>Tenn</i>
<i>Walter</i>		<i>S</i>	<i>25</i>	<i>Ark</i>
<i>Callie</i>		<i>S</i>	<i>20</i>	
<i>Kipper</i>		<i>S</i>	<i>14</i>	

FORM 10 036
1910 CENSUS INDEX - FAMILY

U S DEPARTMENT OF COMMERCE
BUREAU OF THE CENSUS

TEXAS

HEAD OF FAMILY		E.D.		SHEET	
COLOR	AGE	BIRTHPLACE	6	105	
COUNTY	Hopkins		CITY	VOL. 111	
OTHER MEMBERS OF FAMILY					
NAME		RELATIONSHIP	AGE	BIRTHPLACE	
- [unclear]		2	31	[unclear]	
- [unclear]		3	10	[unclear]	

FORM 10 635
1910 CENSUS INDEX - FAMILY

U.S. DEPARTMENT OF COMMERCE
BUREAU OF THE CENSUS

HEAD OF FAMILY			TEXAS	
COLOR	AGE	BIRTHPLACE	E.D.	SHEET
W	44	Missouri	119	8
COUNTY			VOL.	
Burnet			19	
OTHER MEMBERS OF FAMILY				
NAME	RELATIONSHIP	AGE	BIRTHPLACE	
Willie	W	39		
Luther	S	18		
Walter	S	16		
Urbing	S	14		
Leon	S	11		
Hazel	D	5		
Theodora	S	3		

FORM 10 636

1910 CENSUS INDEX - FAMILY

U. S. DEPARTMENT OF COMMERCE
BUREAU OF THE CENSUS

TEXAS

HEAD OF FAMILY		W. L. G. Wiley L.		E.D.	SHEET
COLOR	AGE	BIRTHPLACE		87	20
COUNTY	POLK		CITY	VOL. 104	
OTHER MEMBERS OF FAMILY					
NAME	RELATIONSHIP	AGE	BIRTHPLACE		
Lelana	W	44			
W. L. G.	2	17			
W. L. G.	4	15			
Harley	W	12			
Emerson	W	9			
W. L. G.	3	2			
W. L. G.	3	20			

FORM 10 630
1910 CENSUS INDEX - FAMILY

U S DEPARTMENT OF COMMERCE
BUREAU OF THE CENSUS

TEXAS

W 300	HEAD OF FAMILY		E. P.	SHEET
COLOR	AGE	BIRTHPLACE	23	150
White	29	Miss	VOL.	11
COUNTY	CITY			
Lamb	Bliss			
OTHER MEMBERS OF FAMILY				
NAME		RELATIONSHIP	AGE	BIRTHPLACE
Mary		w	29	
Bernie		S	11	Miss
Frank		S	8	
Eust, Frank		SS	6	

FORM 10.636
1910 CENSUS INDEX - FAMILY

U. S. DEPARTMENT OF COMMERCE
BUREAU OF THE CENSUS

TEXAS

U300		NAME OF INDIVIDUAL White, Wesley B		E.D. 4	SHEET 10
COLOR W	AGE 37	BIRTHPLACE		VOL. 3	
COUNTY Archer			CITY		
ENUMERATED WITH Kelly, Owen B					
RELATIONSHIP TO ABOVE					
<input type="checkbox"/> SON	<input type="checkbox"/> NEPHEW	<input type="checkbox"/> STEPSON			
<input type="checkbox"/> DAUGHTER	<input type="checkbox"/> NIECE	<input type="checkbox"/> STEPDAUGHTER			
<input type="checkbox"/> BROTHER	<input type="checkbox"/> FATHER-IN-LAW	<input type="checkbox"/> COUSIN			
<input type="checkbox"/> SISTER	<input type="checkbox"/> MOTHER-IN-LAW	<input type="checkbox"/> HIRED MAN			
<input type="checkbox"/> FATHER	<input type="checkbox"/> SON-IN-LAW	<input checked="" type="checkbox"/> BOWEN			
<input type="checkbox"/> MOTHER	<input type="checkbox"/> DAUGHTER-IN-LAW	<input type="checkbox"/> SERVANT			
<input type="checkbox"/> GRANDSON	<input type="checkbox"/> BROTHER-IN-LAW	<input type="checkbox"/> OTHER (Specify)			
<input type="checkbox"/> GRANDDAUGHTER	<input type="checkbox"/> SISTER-IN-LAW				
<input type="checkbox"/> GRANDCHILD	<input type="checkbox"/> ORPHAN				

FORM 10 637
1910 CENSUS INDEX - INDIVIDUAL

U.S. DEPARTMENT OF COMMERCE
BUREAU OF THE CENSUS

TEXAS

Vv 300	HEAD OF FAMILY		E.D.	SHEET
COLOR	AGE	BIRTHPLACE	117	376
B	50	Law	VOL.	118
COUNTY	Robertson		CITY	
OTHER MEMBERS OF FAMILY				
NAME		RELATIONSHIP	AGE	BIRTHPLACE
1	Henrietta	D	25	
1	Travis	SP	18	
1	Susan	SP	16	

FORM 10 636
1910 CENSUS INDEX - FAMILY

U.S. DEPARTMENT OF COMMERCE
BUREAU OF THE CENSUS

27300 NAME OF INDIVIDUAL <i>White Wiley</i>		TEXAS E.D. 92 SHEET 355 VOL. 139	
COLOR - W	AGE 17	BIRTHPLACE	
COUNTY Upshur		CITY	
ENUMERATED WITH <i>Reynolds Henry</i>			
RELATIONSHIP TO ABOVE			
<input type="checkbox"/> SON <input type="checkbox"/> DAUGHTER <input type="checkbox"/> BROTHER <input type="checkbox"/> SISTER <input type="checkbox"/> FATHER <input type="checkbox"/> MOTHER <input type="checkbox"/> GRANDSON <input type="checkbox"/> GRANDDAUGHTER <input type="checkbox"/> GRANDCHILD	<input type="checkbox"/> NEPHEW <input type="checkbox"/> NIECE <input type="checkbox"/> FATHER-IN-LAW <input type="checkbox"/> MOTHER-IN-LAW <input type="checkbox"/> SON-IN-LAW <input type="checkbox"/> DAUGHTER-IN-LAW <input type="checkbox"/> BROTHER-IN-LAW <input type="checkbox"/> SISTER-IN-LAW <input type="checkbox"/> ORPHAN	<input type="checkbox"/> STEPSON <input type="checkbox"/> STEPPAUGHTER <input type="checkbox"/> COUSIN <input type="checkbox"/> HIRED MAN <input type="checkbox"/> ROOMER <input checked="" type="checkbox"/> SERVANT <input type="checkbox"/> OTHER (Specify)	

FORM BC-627 (8-8-87)
FORMERLY 10-637

1910 CENSUS INDEX - INDIVIDUAL

U.S. DEPARTMENT OF COMMERCE
BUREAU OF THE CENSUS

TEXAS

W300	NAME OF INDIVIDUAL White Wiley		E.D. 14	SHEET 12
COLOR W	AGE 27	BIRTHPLACE	VOL. 29	
COUNTY Comanche				
ENUMERATED WITH Happer Tom A.				
RELATIONSHIP TO ABOVE				
<input type="checkbox"/> SON	<input type="checkbox"/> NEPHEW	<input type="checkbox"/> STEPSON		
<input type="checkbox"/> DAUGHTER	<input type="checkbox"/> NIECE	<input type="checkbox"/> STEPDAUGHTER		
<input type="checkbox"/> BROTHER	<input type="checkbox"/> FATHER-IN-LAW	<input type="checkbox"/> COUSIN		
<input type="checkbox"/> SISTER	<input type="checkbox"/> MOTHER-IN-LAW	<input type="checkbox"/> HIRED MAN		
<input type="checkbox"/> FATHER	<input checked="" type="checkbox"/> SON-IN-LAW	<input type="checkbox"/> ROOMER		
<input type="checkbox"/> MOTHER	<input type="checkbox"/> DAUGHTER-IN-LAW	<input type="checkbox"/> SERVANT		
<input type="checkbox"/> GRANDSON	<input type="checkbox"/> BROTHER-IN-LAW	<input type="checkbox"/> OTHER (Specify)		
<input type="checkbox"/> GRANDDAUGHTER	<input type="checkbox"/> SISTER-IN-LAW			
<input type="checkbox"/> GRANDCHILD	<input type="checkbox"/> ORPHAN			

FORM 10-637

1910 CENSUS INDEX - INDIVIDUAL

U.S. DEPARTMENT OF COMMERCE
BUREAU OF THE CENSUS

TEXAS

W 300		NAME OF INDIVIDUAL <i>Wade Wiley</i>		E.D. 89	SHEET 67
COLOR B	AGE 5	BIRTHPLACE		VOL. 91	
COUNTY <i>Lamar</i>		CITY			
ENUMERATED WITH <i>Harman Fender</i>					
RELATIONSHIP TO ABOVE					
<input checked="" type="checkbox"/> SON	<input type="checkbox"/> NEPHEW	<input type="checkbox"/> STEPSON			
<input type="checkbox"/> DAUGHTER	<input type="checkbox"/> NIECE	<input type="checkbox"/> STEPDAUGHTER			
<input type="checkbox"/> BROTHER	<input type="checkbox"/> FATHER-IN-LAW	<input type="checkbox"/> COUSIN			
<input type="checkbox"/> SISTER	<input type="checkbox"/> MOTHER-IN-LAW	<input type="checkbox"/> HIRED MAN			
<input type="checkbox"/> FATHER	<input type="checkbox"/> SON-IN-LAW	<input type="checkbox"/> ROOMER			
<input type="checkbox"/> MOTHER	<input type="checkbox"/> DAUGHTER-IN-LAW	<input type="checkbox"/> SERVANT			
<input type="checkbox"/> GRANDSON	<input type="checkbox"/> BROTHER-IN-LAW	<input type="checkbox"/> OTHER (Specify)			
<input type="checkbox"/> GRANDDAUGHTER	<input type="checkbox"/> SISTER-IN-LAW				
<input type="checkbox"/> GRANDCHILD	<input type="checkbox"/> ORPHAN				

FORM 10-537

1910 CENSUS INDEX - INDIVIDUAL

U. S. DEPARTMENT OF COMMERCE
BUREAU OF THE CENSUS

TEXAS

W 300	HEAD OF FAMILY <i>Witt Wiley</i>		E.D. 107	SHEET 210
COLOR <i>W</i>	AGE 31	BIRTHPLACE		VOL. 99
COUNTY <i>McLennan</i>	CITY <i>Moody</i>			
OTHER MEMBERS OF FAMILY				
NAME		RELATION- SHIP	AGE	BIRTHPLACE
<i>Lizzie</i>		<i>W</i>	<i>25</i>	<i>Ky</i>
<i>Thirle</i>		<i>S</i>	<i>4</i>	
<i>Charlie</i>		<i>S</i>	<i>2</i>	

FORM 10 636
1910 CENSUS INDEX - FAMILY

U S DEPARTMENT OF COMMERCE
BUREAU OF THE CENSUS

TEXAS

W 302		HEAD OF FAMILY			E.D.		SHEET	
COLOR		AGE	BIRTHPLACE		775		120	
u		71	7/10		VOL.		98	
COUNTY				CITY				
McLennan								
OTHER MEMBERS OF FAMILY								
NAME		RELATIONSHIP	AGE	BIRTHPLACE				
Julia		W	90	St. Louis				
James		S	14					

FORM 10-636
1910 CENSUS INDEX - FAMILY

U.S. DEPARTMENT OF COMMERCE
BUREAU OF THE CENSUS

			TEXAS		
<i>W/300</i>	HEAD OF FAMILY <i>White Hilburn H</i>			E.D. <i>9</i>	SHEET <i>2</i>
COLOR <i>W</i>	AGE <i>77</i>	BIRTHPLACE <i>Tenn</i>		VOL. <i>4</i>	
COUNTY <i>Bandera</i>			CITY		
OTHER MEMBERS OF FAMILY					
NAME		RELATIONSHIP	AGE	BIRTHPLACE	
<i>Living alone</i>					

FORM 10-836
1910 CENSUS INDEX - FAMILY

U. S. DEPARTMENT OF COMMERCE
BUREAU OF THE CENSUS

TEXAS

W300	NAME OF INDIVIDUAL <i>White, Wilburn</i>		E.D. 156	SHEET 77
COLOR B	AGE 13	BIRTHPLACE	VOL. 141	
COUNTY -		Walker	CITY	
ENUMERATED WITH <i>Blinkley, Lee K</i>				
RELATIONSHIP TO ABOVE				
<input type="checkbox"/> SON	<input type="checkbox"/> NEPHEW	<input type="checkbox"/> STEPSON		
<input type="checkbox"/> DAUGHTER	<input type="checkbox"/> NIECE	<input type="checkbox"/> STEPDAUGHTER		
<input type="checkbox"/> BROTHER	<input type="checkbox"/> FATHER-IN-LAW	<input type="checkbox"/> COUSIN		
<input type="checkbox"/> SISTER	<input type="checkbox"/> MOTHER-IN-LAW	<input type="checkbox"/> HIRED MAN		
<input type="checkbox"/> FATHER	<input type="checkbox"/> SON-IN-LAW	<input type="checkbox"/> ROOMER		
<input type="checkbox"/> MOTHER	<input type="checkbox"/> DAUGHTER-IN-LAW	<input checked="" type="checkbox"/> SERVANT		
<input type="checkbox"/> GRANDSON	<input type="checkbox"/> BROTHER-IN-LAW	<input type="checkbox"/> OTHER (Specify)		
<input type="checkbox"/> GRANDDAUGHTER	<input type="checkbox"/> SISTER-IN-LAW			
<input type="checkbox"/> GRANDCHILD	<input type="checkbox"/> ORPHAN			

FORM BC-627 (5-9-67)
FORMERLY 10-637

1910 CENSUS INDEX - INDIVIDUAL

U.S. DEPARTMENT OF COMMERCE
BUREAU OF THE CENSUS

TEXAS

W 300		HEAD OF FAMILY		Wood, William W		E.D.	SHEET
COLOR	W	AGE	25	BIRTHPLACE	Texas	740	453
COUNTY	Jones			CITY		VOL.	86
OTHER MEMBERS OF FAMILY							
NAME		RELATIONSHIP	AGE	BIRTHPLACE			
/ Lula-11/4		W	19	Texas			

FORM 10 636
1910 CENSUS INDEX - FAMILY

U. S. DEPARTMENT OF COMMERCE
BUREAU OF THE CENSUS

TEXAS

W300		NAME OF INDIVIDUAL <i>Wyatt Wilbert</i>		E.O. <i>81</i>	SHEET <i>256</i>
COLOR <i>Wm</i>	AGE <i>13</i>	BIRTHPLACE		VOL. <i>39</i>	
COUNTY <i>Denton</i>			CITY <i>Denton</i>		
ENUMERATED WITH <i>Wm Henry</i>					
RELATIONSHIP TO ABOVE					
<input type="checkbox"/> SON	<input type="checkbox"/> NEPHEW	<input checked="" type="checkbox"/> STEPSON			
<input type="checkbox"/> DAUGHTER	<input type="checkbox"/> NIECE	<input type="checkbox"/> STEPDAUGHTER			
<input type="checkbox"/> BROTHER	<input type="checkbox"/> FATHER-IN-LAW	<input type="checkbox"/> COUSIN			
<input type="checkbox"/> SISTER	<input type="checkbox"/> MOTHER-IN-LAW	<input type="checkbox"/> HIRED MAN			
<input type="checkbox"/> FATHER	<input type="checkbox"/> SON-IN-LAW	<input type="checkbox"/> ROOMER			
<input type="checkbox"/> MOTHER	<input type="checkbox"/> DAUGHTER-IN-LAW	<input type="checkbox"/> SERVANT			
<input type="checkbox"/> GRANDSON	<input type="checkbox"/> BROTHER-IN-LAW	<input type="checkbox"/> OTHER (<i>Specify</i>)			
<input type="checkbox"/> GRANDDAUGHTER	<input type="checkbox"/> SISTER-IN-LAW				
<input type="checkbox"/> GRANDCHILD	<input type="checkbox"/> ORPHAN				

FORM 10-637
1910 CENSUS INDEX - INDIVIDUAL

U.S. DEPARTMENT OF COMMERCE
BUREAU OF THE CENSUS

TEXAS

NAME OF INDIVIDUAL <i>Wood Willie</i>		E.D. <i>67</i>	SHEET <i>121</i>
COLOR <i>W</i>	AGE <i>21</i>	BIRTHPLACE	VOL. <i>77</i>
COUNTY		CITY	
ENUMERATED WITH <i>Spouse John J.</i>			
RELATIONSHIP TO ABOVE			
<input type="checkbox"/> SON -	<input type="checkbox"/> NEPHEW	<input type="checkbox"/> STEPSON	
<input type="checkbox"/> DAUGHTER	<input type="checkbox"/> NIECE	<input type="checkbox"/> STEPDAUGHTER	
<input type="checkbox"/> BROTHER	<input type="checkbox"/> FATHER-IN-LAW	<input type="checkbox"/> COUSIN	
<input type="checkbox"/> SISTER	<input type="checkbox"/> MOTHER-IN-LAW	<input type="checkbox"/> HIRED MAN	
<input type="checkbox"/> FATHER	<input type="checkbox"/> SON-IN-LAW	<input checked="" type="checkbox"/> ROOMER	
<input type="checkbox"/> MOTHER	<input type="checkbox"/> DAUGHTER-IN-LAW	<input type="checkbox"/> SERVANT	
<input type="checkbox"/> GRANDSON	<input type="checkbox"/> BROTHER-IN-LAW	<input type="checkbox"/> OTHER (<i>Specify</i>)	
<input type="checkbox"/> GRANDDAUGHTER	<input type="checkbox"/> SISTER-IN-LAW		
<input type="checkbox"/> GRANDCHILD	<input type="checkbox"/> ORPHAN		

FORM 10-637
1910 CENSUS INDEX - INDIVIDUAL

U. S. DEPARTMENT OF COMMERCE
BUREAU OF THE CENSUS

TEXAS

W 300	NAME OF INDIVIDUAL <i>Willie Wilber</i>		E.D. 114	SHEET 4
COLOR <i>W</i>	AGE <i>23</i>	BIRTHPLACE	VOL. <i>79</i>	
COUNTY <i>Hunt</i>		CITY <i>Greenville</i>		
ENUMERATED WITH <i>Mitchell, James</i>				
RELATIONSHIP TO ABOVE				
<input type="checkbox"/> SON	<input type="checkbox"/> NEPHEW	<input type="checkbox"/> STEPSON		
<input type="checkbox"/> DAUGHTER	<input type="checkbox"/> NIECE	<input type="checkbox"/> STEPDAUGHTER		
<input type="checkbox"/> BROTHER	<input type="checkbox"/> FATHER-IN-LAW	<input type="checkbox"/> COUSIN		
<input type="checkbox"/> SISTER	<input type="checkbox"/> MOTHER-IN-LAW	<input type="checkbox"/> HIRED MAN		
<input type="checkbox"/> FATHER	<input type="checkbox"/> SON-IN-LAW	<input checked="" type="checkbox"/> ROOMER		
<input type="checkbox"/> MOTHER	<input type="checkbox"/> DAUGHTER-IN-LAW	<input type="checkbox"/> SERVANT		
<input type="checkbox"/> GRANDSON	<input type="checkbox"/> BROTHER-IN-LAW	<input type="checkbox"/> OTHER (<i>Roomer</i>)		
<input type="checkbox"/> GRANDDAUGHTER	<input type="checkbox"/> SISTER-IN-LAW			
<input type="checkbox"/> GRANDCHILD	<input type="checkbox"/> ORPHAN			

FORM 10 637

1910 CENSUS INDEX - INDIVIDUAL

U S DEPARTMENT OF COMMERCE
BUREAU OF THE CENSUS

TEXAS

W 300		NAME OF INDIVIDUAL		E.D.	SHEET
COLOR	3	AGE	7	64	201
BIRTHPLACE			W. White, W. Kelly		
COUNTY			CITY	VOL.	
Houston				78	
ENUMERATED WITH					
Fred Thomas					
RELATIONSHIP TO ABOVE					
<input type="checkbox"/> SON	<input checked="" type="checkbox"/> NEPHEW	<input type="checkbox"/> STEPSON			
<input type="checkbox"/> DAUGHTER	<input type="checkbox"/> NIECE	<input type="checkbox"/> STEPDAUGHTER			
<input type="checkbox"/> BROTHER	<input type="checkbox"/> FATHER-IN-LAW	<input type="checkbox"/> COUSIN			
<input type="checkbox"/> SISTER	<input type="checkbox"/> MOTHER-IN-LAW	<input type="checkbox"/> HIRED MAN			
<input type="checkbox"/> FATHER	<input type="checkbox"/> SON-IN-LAW	<input type="checkbox"/> ROOMER			
<input type="checkbox"/> MOTHER	<input type="checkbox"/> DAUGHTER-IN-LAW	<input type="checkbox"/> SERVANT			
<input type="checkbox"/> GRANDSON	<input type="checkbox"/> BROTHER-IN-LAW	<input type="checkbox"/> OTHER (Specify)			
<input type="checkbox"/> GRANDDAUGHTER	<input type="checkbox"/> SISTER-IN-LAW				
<input type="checkbox"/> GRANDCHILD	<input type="checkbox"/> ORPHAN				

FORM 10-637
1910 CENSUS INDEX - INDIVIDUAL

U.S. DEPARTMENT OF COMMERCE
BUREAU OF THE CENSUS

TEXAS

60300	HEAD OF FAMILY		Wm. W. Wilford H	E.O.	SHEET
COLOR	AGE	BIRTHPLACE		VOL.	
W	62	Tex			137
COUNTY			CITY		
Upshur					
OTHER MEMBERS OF FAMILY					
NAME		RELATIONSHIP	AGE	BIRTHPLACE	
Auntie		W	45		
Meylie		S	24		
- Bellie		S	12		
- Willie		S	10		
- Wm. W.		S	7		
Bunnie		S	5		

FORM 10 636
1910 CENSUS INDEX - FAMILY

U. S. DEPARTMENT OF COMMERCE
BUREAU OF THE CENSUS

TEXAS

W300		NAME OF INDIVIDUAL		White White		E.O.	SHEET
COLOR	AGE	BIRTHPLACE		6		189	
B	23			VOL.		57	
COUNTY			Gregg	CITY			
ENUMERATED WITH							
White Willy W							
RELATIONSHIP TO ABOVE							
<input type="checkbox"/> SON	<input type="checkbox"/> NEPHEW	<input type="checkbox"/> STEPSON					
<input type="checkbox"/> DAUGHTER	<input type="checkbox"/> NIECE	<input type="checkbox"/> STEPDAUGHTER					
<input type="checkbox"/> BROTHER	<input type="checkbox"/> FATHER-IN-LAW	<input type="checkbox"/> COUSIN					
<input type="checkbox"/> SISTER	<input type="checkbox"/> MOTHER-IN-LAW	<input type="checkbox"/> HIRED MAN					
<input type="checkbox"/> FATHER	<input type="checkbox"/> SON-IN-LAW	<input type="checkbox"/> ROOMER					
<input type="checkbox"/> MOTHER	<input type="checkbox"/> DAUGHTER-IN-LAW	<input type="checkbox"/> SERVANT					
<input checked="" type="checkbox"/> GRANDSON	<input type="checkbox"/> BROTHER-IN-LAW	<input type="checkbox"/> OTHER (Specify)					
<input type="checkbox"/> GRANDDAUGHTER	<input type="checkbox"/> SISTER-IN-LAW						
<input type="checkbox"/> GRANDCHILD	<input type="checkbox"/> ORPHAN						

FORM 10-637
1910 CENSUS INDEX - INDIVIDUAL

U. S. DEPARTMENT OF COMMERCE
BUREAU OF THE CENSUS

TEXAS

W300	HEAD OF FAMILY Wood, Whit H		E.D. 130	SHEET 110
COLOR W	AGE 21	BIRTHPLACE	VOL. 47	
COUNTY Ellis		CITY		
OTHER MEMBERS OF FAMILY				
NAME		RELATIONSHIP	AGE	BIRTHPLACE
1. Lucie m		W	19	
2. Gladys Fannie		2 m	70	Ark
3. 1. Thad A		U	44	Ark

FORM 10-636
1910 CENSUS INDEX - FAMILY

U. S. DEPARTMENT OF COMMERCE
BUREAU OF THE CENSUS

TEXAS

W 300-	HEAD OF FAMILY		E.O.	SHEET
COLOR	AGE	BIRTHPLACE	VOL.	
-W	29		84	
COUNTY	Jefferson		CITY	
OTHER MEMBERS OF FAMILY				
NAME		RELATIONSHIP	AGE	BIRTHPLACE
Lulu		W	29	
Lillian		S.S	10	
Clarence		S	2	
Edith		S	1 1/2	
G.I.H.				

FORM 10 636
1910 CENSUS INDEX - FAMILY

U.S. DEPARTMENT OF COMMERCE
BUREAU OF THE CENSUS

TEXAS

W300	HEAD OF FAMILY White, W. Mack		E.D. 137	SHEET 239
COLOR W	AGE 45	BIRTHPLACE	VOL. 144	
COUNTY Williamson		CITY		
OTHER MEMBERS OF FAMILY				
NAME		RELATIONSHIP	AGE	BIRTHPLACE
Lena		W	41	
Fred		S	20	
Pessie		D	18	
Mayme		D	16	
Hager		S	13	
Worth		S	11	
Tom		S	9	

FORM 10-636A

1910 CENSUS INDEX - INDIVIDUAL

U.S. DEPARTMENT OF COMMERCE
BUREAU OF THE CENSUS

TEXAS

W 300		NAME OF INDIVIDUAL White Westley		E.D. 148	SHEET 696
COLOR B	AGE 10	BIRTHPLACE		VOL. 106	
COUNTY Montgomery			CITY		
ENUMERATED WITH Boster Alap					
RELATIONSHIP TO ABOVE					
<input type="checkbox"/> SON	<input checked="" type="checkbox"/> NEPHEW	<input type="checkbox"/> STEPSON			
<input type="checkbox"/> DAUGHTER	<input type="checkbox"/> NIECE	<input type="checkbox"/> STEPDAUGHTER			
<input type="checkbox"/> BROTHER	<input type="checkbox"/> FATHER-IN-LAW	<input type="checkbox"/> COUSIN			
<input type="checkbox"/> SISTER	<input type="checkbox"/> MOTHER-IN-LAW	<input type="checkbox"/> HIRED MAN			
<input type="checkbox"/> FATHER	<input type="checkbox"/> SON-IN-LAW	<input type="checkbox"/> ROOMER			
<input type="checkbox"/> MOTHER	<input type="checkbox"/> DAUGHTER-IN-LAW	<input type="checkbox"/> SERVANT			
<input type="checkbox"/> GRANDSON	<input type="checkbox"/> BROTHER-IN-LAW	<input type="checkbox"/> OTHER (Specify)			
<input type="checkbox"/> GRANDDAUGHTER	<input type="checkbox"/> SISTER-IN-LAW				
<input type="checkbox"/> GRANDCHILD	<input type="checkbox"/> ORPHAN				

FORM 10-537

1910 CENSUS INDEX - INDIVIDUAL

U S DEPARTMENT OF COMMERCE
BUREAU OF THE CENSUS

TEXAS

W300	NAME OF INDIVIDUAL Wood West n.		E.O. 106	SHEET 375
COLOR W	AGE 37	BIRTHPLACE	VOL. 138	
COUNTY Trinity		CITY		
ENUMERATED WITH Sweeney Mattie E.				
RELATIONSHIP TO ABOVE				
<input type="checkbox"/> SON	<input type="checkbox"/> NEPHEW	<input type="checkbox"/> STEPSON		
<input type="checkbox"/> DAUGHTER	<input type="checkbox"/> NIECE	<input type="checkbox"/> STEPDAUGHTER		
<input type="checkbox"/> BROTHER	<input type="checkbox"/> FATHER-IN-LAW	<input type="checkbox"/> COUSIN		
<input type="checkbox"/> SISTER	<input type="checkbox"/> MOTHER-IN-LAW	<input type="checkbox"/> HIRED MAN		
<input type="checkbox"/> FATHER	<input type="checkbox"/> SON-IN-LAW	<input checked="" type="checkbox"/> ROOMER		
<input type="checkbox"/> MOTHER	<input checked="" type="checkbox"/> DAUGHTER-IN-LAW	<input type="checkbox"/> SERVANT		
<input type="checkbox"/> GRANDSON	<input type="checkbox"/> BROTHER-IN-LAW	<input type="checkbox"/> OTHER (Specify)		
<input type="checkbox"/> GRANDDAUGHTER	<input type="checkbox"/> SISTER-IN-LAW	<input type="checkbox"/>		
<input type="checkbox"/> GRANDCHILD	<input type="checkbox"/> ORPHAN	<input type="checkbox"/>		

FORM BC-627 (8-5-67)
FORMERLY 10-697

U.S. DEPARTMENT OF COMMERCE
BUREAU OF THE CENSUS

1910 CENSUS INDEX - INDIVIDUAL

TEXAS

HEAD OF FAMILY		E.D.	SHEET
Walker		162	413
COLOR	AGE	BIRTHPLACE	
B	63	DC	
COUNTY		CITY	
Walker			
OTHER MEMBERS OF FAMILY			
NAME		RELATIONSHIP	AGE
Walker		W	36
Walker		D	15

FORM 10-636
1910 CENSUS INDEX - FAMILY

U.S. DEPARTMENT OF COMMERCE
BUREAU OF THE CENSUS

TEXAS

W 300		NAME OF INDIVIDUAL White, Wesley		E.O. 116	SHEET 23
COLOR W	AGE 10	BIRTHPLACE		VOL. 129	
COUNTY Tarrant			CITY Fort Worth		
ENUMERATED WITH Wilson, Nathaniel					
RELATIONSHIP TO ABOVE					
<input type="checkbox"/> SON	<input type="checkbox"/> NEPHEW	<input type="checkbox"/> STEPSON			
<input checked="" type="checkbox"/> DAUGHTER	<input type="checkbox"/> NIECE	<input type="checkbox"/> STEPDAUGHTER			
<input type="checkbox"/> BROTHER	<input type="checkbox"/> FATHER-IN-LAW	<input type="checkbox"/> COUSIN			
<input type="checkbox"/> SISTER	<input type="checkbox"/> MOTHER-IN-LAW	<input type="checkbox"/> HIRED MAN			
<input type="checkbox"/> FATHER	<input type="checkbox"/> SON-IN-LAW	<input type="checkbox"/> ROOMER			
<input type="checkbox"/> MOTHER	<input type="checkbox"/> DAUGHTER-IN-LAW	<input type="checkbox"/> SERVANT			
<input type="checkbox"/> GRANDSON	<input type="checkbox"/> BROTHER-IN-LAW	<input type="checkbox"/> OTHER (Specify)			
<input type="checkbox"/> GRANDDAUGHTER	<input type="checkbox"/> SISTER-IN-LAW				
<input type="checkbox"/> GRANDCHILD	<input type="checkbox"/> ORPHAN				

FORM 10-637
1910 CENSUS INDEX - INDIVIDUAL

U.S. DEPARTMENT OF COMMERCE
BUREAU OF THE CENSUS

TEXAS

W 300	HEAD OF FAMILY		E.O.	SHEET
COLOR	AGE	BIRTHPLACE	VOL.	
W	52	ga	116	7
COUNTY	CITY		129	
	Tarrant		Fort Worth	
OTHER MEMBERS OF FAMILY				
NAME		RELATIONSHIP	AGE	BIRTHPLACE
Nettie		w	50	Tenn
Thomas		S	26	
Burlie		S	19	
Pearl		D	18	
Mildred		D	1	
Blackwell, Thomas		SS	12	ga
Henry		SS	10	1

FORM 10 636
1910 CENSUS INDEX - FAMILY

U. S. DEPARTMENT OF COMMERCE
BUREAU OF THE CENSUS

TEXAS

6630		HEAD OF FAMILY		E.D.	SHEET
White - Wesley P.				96	1
COLOR	AGE	BIRTHPLACE		VOL.	
W	47			108	
COUNTY			CITY		
Navarro			- S. Post		
OTHER MEMBERS OF FAMILY					
NAME		RELATIONSHIP	AGE	BIRTHPLACE	
Zola D		D	20		
Zetta M		D	18		
Lena V		D	13		
Melvyn A		B	44		
Stacy E.		Si	37		
Henry T		B	35		
Bernitt Mary		Si	53	La	

FORM 10 636
1910 CENSUS INDEX - FAMILY

U. S. DEPARTMENT OF COMMERCE
BUREAU OF THE CENSUS

TEXAS

W.300	HEAD OF FAMILY		White Wesley J	E.D.	SHEET
COLOR	AGE	BIRTHPLACE		15	23
W	51			VOL.	23
COUNTY			CITY		
Cherokee					
OTHER MEMBERS OF FAMILY					
NAME		RELATIONSHIP	AGE	BIRTHPLACE	
Sarah Ann		W	28	Ala	
Carl		S	25		
Mora		D	18		
Desmond		S	16		
Robert		S	13		
Vera A		D	10		
Ray O		S	8		

FORM 10-636A
1910 CENSUS INDEX - INDIVIDUAL

U.S. DEPARTMENT OF COMMERCE
BUREAU OF THE CENSUS

TEXAS

Widow	HEAD OF FAMILY		E.D.	SHEET
COLOR	AGE	BIRTHPLACE	34	245
W	39	Ark	VOL.	73
COUNTY		CITY		
Hood		Franklin		
OTHER MEMBERS OF FAMILY				
NAME		RELATIONSHIP	AGE	BIRTHPLACE
Widow		W		
E. J. ...		86	32	
M. ...		S	1	
M. ...		S	5	
M. ...		10	2	

FORM 10 836
 1910 CENSUS INDEX - FAMILY

U S DEPARTMENT OF COMMERCE
 BUREAU OF THE CENSUS

TEXAS

10300	HEAD OF FAMILY <i>Richard W. W. W. W.</i>		E.O. 56	SHEET 5
COLOR <i>w</i>	AGE 35	BIRTHPLACE	VOL. 177	
COUNTY Hopkins		CITY		
OTHER MEMBERS OF FAMILY				
NAME		RELATIONSHIP	AGE	BIRTHPLACE
<i>Elizabeth R.</i>		<i>w</i>	<i>48</i>	<i>va</i>
<i>William W. W. W.</i>		<i>SP</i>	<i>12</i>	

FORM 10-636
1910 CENSUS INDEX - FAMILY

U.S. DEPARTMENT OF COMMERCE
BUREAU OF THE CENSUS

TEXAS

W300	HEAD OF FAMILY		White Wesley A	E.D.	SHEET
COLOR	AGE	BIRTHPLACE		15	21
W	27			VOL.	23
COUNTY	Cherokee		CITY		
OTHER MEMBERS OF FAMILY					
NAME		RELATIONSHIP	AGE	BIRTHPLACE	
Calle		W	26		
Walden		S	17		

FORM 10-636

1910 CENSUS INDEX - FAMILY

U.S. DEPARTMENT OF COMMERCE
BUREAU OF THE CENSUS

TEXAS

10 101	HEAD OF FAMILY <i>Walter ...</i>		E.D. 121	SHEET 19
COLOR	AGE 50	BIRTHPLACE 1880	VOL. 71	
COUNTY Red River		CITY		
OTHER MEMBERS OF FAMILY				
NAME		RELATION- SHIP	AGE	BIRTHPLACE
<i>...</i>		<i>...</i>	27	<i>...</i>
<i>...</i>		<i>...</i>	3	
<i>...</i>		<i>...</i>	16	
<i>...</i>		<i>...</i>	11	

FORM 10 638
1910 CENSUS INDEX - FAMILY

U S DEPARTMENT OF COMMERCE
BUREAU OF THE CENSUS

TEXAS

M 300		HEAD OF FAMILY		White Wesley		S. O.		SHEET	
COLOR		AGE		BIRTHPLACE		97		55	
B		44				VOL.		139	
COUNTY					CITY				
Unshipp									
OTHER MEMBERS OF FAMILY									
NAME		RELATIONSHIP		AGE		BIRTHPLACE			
Elinor		W		42					
Robert		S		22					
Alice		D		20					
Jessie		S		18					
Lee		S		16					
Rufus		D		14					
Maudie		S		13					

FORM 10 236A

1910 CENSUS INDEX - FAMILY

U. S. DEPARTMENT OF COMMERCE
BUREAU OF THE CENSUS

W300		NAME OF INDIVIDUAL White Wesley		TEXAS	
COLOR W	AGE 34	BIRTHPLACE Uvalde		E.D. 130	SHEET 40
COUNTY				VOL. 134	
ENUMERATED WITH Wilson		CITY Uvalde			
RELATIONSHIP TO ABOVE					
<input type="checkbox"/> SON	<input type="checkbox"/> NEPHEW	<input type="checkbox"/> STEPSON			
<input type="checkbox"/> DAUGHTER	<input type="checkbox"/> NIECE	<input type="checkbox"/> STEPDAUGHTER			
<input type="checkbox"/> BROTHER	<input type="checkbox"/> FATHER-IN-LAW	<input type="checkbox"/> COUSIN			
<input type="checkbox"/> SISTER	<input type="checkbox"/> MOTHER-IN-LAW	<input type="checkbox"/> HIRED MAN			
<input type="checkbox"/> FATHER	<input type="checkbox"/> SON-IN-LAW	<input type="checkbox"/> ROOMER			
<input type="checkbox"/> MOTHER	<input type="checkbox"/> DAUGHTER-IN-LAW	<input type="checkbox"/> SERVANT			
<input type="checkbox"/> GRANDSON	<input type="checkbox"/> BROTHER-IN-LAW	<input checked="" type="checkbox"/> OTHER (Specify) R			
<input type="checkbox"/> GRANDDAUGHTER	<input type="checkbox"/> SISTER-IN-LAW				
<input type="checkbox"/> GRANDCHILD	<input type="checkbox"/> ORPHAN				

FORM BC-627 (9-9-67)
FORMERLY 10-627

1910 CENSUS INDEX - INDIVIDUAL

U.S. DEPARTMENT OF COMMERCE
BUREAU OF THE CENSUS

TEXAS

2300	HEAD OF FAMILY	W. J. Watt, Wesley		E.D.	SHEET
COLOR	AGE	BIRTHPLACE		105	174
B	26			VOL.	122
COUNTY	San Jacinto		CITY		
OTHER MEMBERS OF FAMILY					
NAME		RELATIONSHIP	AGE	BIRTHPLACE	
Rose		W	23		
Lillian		D	4		
Anna		S	2		
Elizabeth		D	1		

FORM 10 636
1910 CENSUS INDEX - FAMILY

U.S. DEPARTMENT OF COMMERCE
BUREAU OF THE CENSUS

TEXAS

11300		HEAD OF FAMILY		E.D.	SHEET
W		Wm W. Wesley		260	216
COLOR	AGE	BIRTHPLACE		VOL.	
W	34			127	
COUNTY			CITY		
			Sutton		
OTHER MEMBERS OF FAMILY					
NAME		RELATIONSHIP	AGE	BIRTHPLACE	
Wm W. Wesley		H	21		
Wm W. Wesley		S	3	New Mex	
Wm W. Wesley		D	$\frac{10}{12}$		

FORM 10-636

1910 CENSUS INDEX - FAMILY

U. S. DEPARTMENT OF COMMERCE
BUREAU OF THE CENSUS

TEXAS

W30		NAME OF INDIVIDUAL		E.D.	SHEET
Wade Wesley		109		159	
COLOR	AGE	BIRTHPLACE		VOL.	
B	30			140	
COUNTY			CITY		
Van Zandt			Wills Point		
ENUMERATED WITH					
Gilchrist Kate D					
RELATIONSHIP TO ABOVE					
<input type="checkbox"/> SON	<input type="checkbox"/> NEPHEW	<input type="checkbox"/> STEPSON			
<input type="checkbox"/> DAUGHTER	<input type="checkbox"/> NIECE	<input type="checkbox"/> STEPDAUGHTER			
<input type="checkbox"/> BROTHER	<input type="checkbox"/> FATHER-IN-LAW	<input type="checkbox"/> COUSIN			
<input type="checkbox"/> SISTER	<input type="checkbox"/> MOTHER-IN-LAW	<input type="checkbox"/> HIRED MAN			
<input type="checkbox"/> FATHER	<input type="checkbox"/> SON-IN-LAW	<input type="checkbox"/> ROOMER			
<input type="checkbox"/> MOTHER	<input type="checkbox"/> DAUGHTER-IN-LAW	<input checked="" type="checkbox"/> SERVANT			
<input type="checkbox"/> GRANDSON	<input type="checkbox"/> BROTHER-IN-LAW	<input type="checkbox"/> OTHER (Specify)			
<input type="checkbox"/> GRANDDAUGHTER	<input type="checkbox"/> SISTER-IN-LAW	<input type="checkbox"/>			
<input type="checkbox"/> GRANDCHILD	<input type="checkbox"/> ORPHAN	<input type="checkbox"/>			

FORM BC-627 (9-5-67)
FORMERLY 10-637

U.S. DEPARTMENT OF COMMERCE
BUREAU OF THE CENSUS

1910 CENSUS INDEX - INDIVIDUAL

TEXAS

-W 3070	HEAD OF FAMILY - Wood Wesley		E.D. 118	SHEET 94
COLOR W	AGE 64	BIRTHPLACE Ind	VOL. 54	
COUNTY		CITY		
Halg				
OTHER MEMBERS OF FAMILY				
NAME		RELATION- SHIP	AGE	BIRTHPLACE
James M		W	47	Ind
Audie		S	18	/
Wanda		S	13	/

FORM 10-636
1910 CENSUS INDEX - FAMILY

U. S. DEPARTMENT OF COMMERCE
BUREAU OF THE CENSUS

TEXAS

W30L	NAME OF INDIVIDUAL <i>White Wesley</i>		E.D. 65	SHEET 41
COLOR <i>W</i>	AGE <i>31</i>	BIRTHPLACE <i>La</i>	VOL. <i>81</i>	
COUNTY <i>Jasper</i>		CITY		
ENUMERATED WITH <i>Gibbs Edward 7</i>				
RELATIONSHIP TO ABOVE				
<input type="checkbox"/> SON	<input type="checkbox"/> NEPHEW	<input type="checkbox"/> STEPSON		
<input type="checkbox"/> DAUGHTER	<input type="checkbox"/> NIECE	<input type="checkbox"/> STEPDAUGHTER		
<input type="checkbox"/> BROTHER	<input type="checkbox"/> FATHER-IN-LAW	<input type="checkbox"/> COUSIN		
<input type="checkbox"/> SISTER	<input type="checkbox"/> MOTHER-IN-LAW	<input type="checkbox"/> HIRED MAN		
<input type="checkbox"/> FATHER	<input type="checkbox"/> SON-IN-LAW	<input checked="" type="checkbox"/> ROOMER		
<input type="checkbox"/> MOTHER	<input type="checkbox"/> DAUGHTER-IN-LAW	<input type="checkbox"/> SERVANT		
<input type="checkbox"/> GRANDSON	<input type="checkbox"/> BROTHER-IN-LAW	<input type="checkbox"/> OTHER (Specify)		
<input type="checkbox"/> GRANDDAUGHTER	<input type="checkbox"/> SISTER-IN-LAW			
<input type="checkbox"/> GRANDCHILD	<input type="checkbox"/> ORPHAN			

FORM 10-637
1910 CENSUS INDEX - INDIVIDUAL

U. S. DEPARTMENT OF COMMERCE
BUREAU OF THE CENSUS

TEXAS

10300		NAME OF INDIVIDUAL		E. D.	SHEET
COLOR	AGE	BIRTHPLACE		83	152
19	19	Gonzales		VOL.	59
COUNTY		CITY			
ENUMERATED WITH					
Ricordia, C. F.					
RELATIONSHIP TO ABOVE					
<input type="checkbox"/> SON	<input type="checkbox"/> NEPHEW	<input type="checkbox"/> STEPSON			
<input type="checkbox"/> DAUGHTER	<input type="checkbox"/> NIECE	<input type="checkbox"/> STEPDAUGHTER			
<input type="checkbox"/> BROTHER	<input type="checkbox"/> FATHER-IN-LAW	<input type="checkbox"/> COUSIN			
<input type="checkbox"/> SISTER	<input checked="" type="checkbox"/> MOTHER-IN-LAW	<input type="checkbox"/> HIRED MAN			
<input type="checkbox"/> FATHER	<input type="checkbox"/> SON-IN-LAW	<input type="checkbox"/> ROOMER			
<input type="checkbox"/> MOTHER	<input type="checkbox"/> DAUGHTER-IN-LAW	<input type="checkbox"/> SERVANT			
<input type="checkbox"/> GRANDSON	<input type="checkbox"/> BROTHER-IN-LAW	<input type="checkbox"/> OTHER (Specify)			
<input type="checkbox"/> GRANDDAUGHTER	<input type="checkbox"/> SISTER-IN-LAW				
<input type="checkbox"/> GRANDCHILD	<input type="checkbox"/> ORPHAN				

FORM 10 837
 1910 CENSUS INDEX - INDIVIDUAL

U. S. DEPARTMENT OF COMMERCE
 BUREAU OF THE CENSUS

TEXAS

U 300		HEAD OF FAMILY		E.D.	SHEET
W. Wood		Wood		113	163
COLOR	AGE	BIRTHPLACE		VOL.	
W.	50			110	
COUNTY			CITY		
Newton					
OTHER MEMBERS OF FAMILY					
NAME		RELATIONSHIP	AGE	BIRTHPLACE	
1 Duff		W.	25		

FORM 10-638

1910 CENSUS INDEX - FAMILY

U. S. DEPARTMENT OF COMMERCE
BUREAU OF THE CENSUS

TEXAS

W 300	NAME OF INDIVIDUAL Wade Wesley Jr.		E.D. 30	SHEET 54
COLOR B	AGE 12	BIRTHPLACE	VOL. 33	
COUNTY Dallas		CITY Dallas		
ENUMERATED WITH Wade Louise				
RELATIONSHIP TO ABOVE				
<input type="checkbox"/> SON	<input type="checkbox"/> NEPHEW	<input type="checkbox"/> STEPSON		
<input type="checkbox"/> DAUGHTER	<input type="checkbox"/> NIECE	<input type="checkbox"/> STEPDAUGHTER		
<input type="checkbox"/> BROTHER	<input type="checkbox"/> FATHER-IN-LAW	<input type="checkbox"/> COUSIN		
<input type="checkbox"/> SISTER	<input type="checkbox"/> MOTHER-IN-LAW	<input type="checkbox"/> HIRED MAN		
<input type="checkbox"/> FATHER	<input type="checkbox"/> SON-IN-LAW	<input type="checkbox"/> ROOMER		
<input type="checkbox"/> MOTHER	<input type="checkbox"/> DAUGHTER-IN-LAW	<input type="checkbox"/> SERVANT		
<input checked="" type="checkbox"/> GRANDSON	<input type="checkbox"/> BROTHER-IN-LAW	<input type="checkbox"/> OTHER (Specify)		
<input type="checkbox"/> GRANDDAUGHTER	<input type="checkbox"/> SISTER-IN-LAW			
<input type="checkbox"/> GRANDCHILD	<input type="checkbox"/> ORPHAN			

FORM 10 637
1910 CENSUS INDEX - INDIVIDUAL

U S DEPARTMENT OF COMMERCE
BUREAU OF THE CENSUS

			TEXAS	
44200	NAME OF INDIVIDUAL Wood		Wife	E.D. 285
COLOR W	AGE 53	BIRTHPLACE Ark		SHEET 14
COUNTY Tom Green		CITY	VOL. 132	
ENUMERATED WITH Mc Lendon, Yates J				
RELATIONSHIP TO ABOVE				
<input type="checkbox"/> SON	<input type="checkbox"/> NEPHEW	<input type="checkbox"/> STEPSON		
<input type="checkbox"/> DAUGHTER	<input type="checkbox"/> NIECE	<input type="checkbox"/> STEPDAUGHTER		
<input type="checkbox"/> BROTHER	<input type="checkbox"/> FATHER-IN-LAW	<input type="checkbox"/> COUSIN		
<input type="checkbox"/> SISTER	<input type="checkbox"/> MOTHER-IN-LAW	<input checked="" type="checkbox"/> HIRED MAN		
<input type="checkbox"/> FATHER	<input type="checkbox"/> SON-IN-LAW	<input type="checkbox"/> ROOMER		
<input type="checkbox"/> MOTHER	<input type="checkbox"/> DAUGHTER-IN-LAW	<input type="checkbox"/> SERVANT		
<input type="checkbox"/> GRANDSON	<input type="checkbox"/> BROTHER-IN-LAW	<input type="checkbox"/> OTHER (Specify)		
<input type="checkbox"/> GRANDDAUGHTER	<input type="checkbox"/> SISTER-IN-LAW			
<input type="checkbox"/> GRANDCHILD	<input type="checkbox"/> ORPHAN			

FORM BC-627 (5-8-67)
FORMERLY 10-687

1910 CENSUS INDEX - INDIVIDUAL

U.S. DEPARTMENT OF COMMERCE
BUREAU OF THE CENSUS

TEXAS

6300		NAME OF INDIVIDUAL		E.D.	SHEET
		White Melton		115	23
COLOR	AGE	BIRTHPLACE	VOL.		
B	20		70		
COUNTY		Harris	CITY		
ENUMERATED WITH		Renfro Berda			
RELATIONSHIP TO ABOVE					
<input type="checkbox"/> SON	<input type="checkbox"/> NEPHEW	<input type="checkbox"/> STEPSON			
<input type="checkbox"/> DAUGHTER	<input type="checkbox"/> NIECE	<input type="checkbox"/> STEPDAUGHTER			
<input type="checkbox"/> BROTHER	<input type="checkbox"/> FATHER-IN-LAW	<input type="checkbox"/> COUSIN			
<input type="checkbox"/> SISTER	<input type="checkbox"/> MOTHER-IN-LAW	<input type="checkbox"/> HIRED MAN			
<input type="checkbox"/> FATHER	<input type="checkbox"/> SON-IN-LAW	<input type="checkbox"/> ROOMER			
<input type="checkbox"/> MOTHER	<input type="checkbox"/> DAUGHTER-IN-LAW	<input type="checkbox"/> SERVANT			
<input type="checkbox"/> GRANDSON	<input type="checkbox"/> BROTHER-IN-LAW	<input checked="" type="checkbox"/> OTHER (Specify)			
<input type="checkbox"/> GRANDDAUGHTER	<input type="checkbox"/> SISTER-IN-LAW	Bo			
<input type="checkbox"/> GRANDCHILD	<input type="checkbox"/> ORPHAN				

FORM 10-637
1910 CENSUS INDEX - INDIVIDUAL

U. S. DEPARTMENT OF COMMERCE
BUREAU OF THE CENSUS

TEXAS

W300 COLOR B	NAME OF INDIVIDUAL Wade Wells	E.D. 95	SHEET 153
AGE 4	BIRTHPLACE	VOL. 146	
COUNTY	Washington	CITY	
ENUMERATED WITH	Wells Apperson		
RELATIONSHIP TO ABOVE	<input type="checkbox"/> SON <input type="checkbox"/> DAUGHTER <input type="checkbox"/> BROTHER <input type="checkbox"/> SISTER <input type="checkbox"/> FATHER <input checked="" type="checkbox"/> MOTHER <input type="checkbox"/> GRANDSON <input type="checkbox"/> GRANDDAUGHTER <input type="checkbox"/> GRANDCHILD <input type="checkbox"/> NEPHEW <input type="checkbox"/> NIECE <input type="checkbox"/> FATHER-IN-LAW <input type="checkbox"/> MOTHER-IN-LAW <input checked="" type="checkbox"/> SON-IN-LAW <input type="checkbox"/> DAUGHTER-IN-LAW <input type="checkbox"/> BROTHER-IN-LAW <input type="checkbox"/> SISTER-IN-LAW <input type="checkbox"/> ORPHAN <input type="checkbox"/> STEPSON <input type="checkbox"/> STEPDAUGHTER <input type="checkbox"/> COUSIN <input type="checkbox"/> HIRED MAN <input type="checkbox"/> ROOMER <input type="checkbox"/> SERVANT <input type="checkbox"/> OTHER (Specify)		

FORM BC-627 (5-7-07)
FORMERLY 14-637

1910 CENSUS INDEX - INDIVIDUAL

U.S. DEPARTMENT OF COMMERCE
BUREAU OF THE CENSUS

TEXAS

300		NAME OF INDIVIDUAL Wood Welcom		E.D. 67	SHEET 341
COLOR W	AGE 18	BIRTHPLACE		VOL. 77	
COUNTY Hopkins			CITY		
ENUMERATED WITH Dennis William R.					
RELATIONSHIP TO ABOVE					
<input type="checkbox"/> SON	<input type="checkbox"/> NEPHEW	<input type="checkbox"/> STEPSON			
<input type="checkbox"/> DAUGHTER	<input type="checkbox"/> NIECE	<input type="checkbox"/> STEPDAUGHTER			
<input type="checkbox"/> BROTHER	<input type="checkbox"/> FATHER-IN-LAW	<input type="checkbox"/> COUSIN			
<input type="checkbox"/> SISTER	<input type="checkbox"/> MOTHER-IN-LAW	<input type="checkbox"/> HIRED MAN			
<input type="checkbox"/> FATHER	<input type="checkbox"/> SON-IN-LAW	<input checked="" type="checkbox"/> ROOMER			
<input type="checkbox"/> MOTHER	<input type="checkbox"/> DAUGHTER-IN-LAW	<input type="checkbox"/> SERVANT			
<input type="checkbox"/> GRANDSON	<input type="checkbox"/> BROTHER-IN-LAW	<input type="checkbox"/> OTHER (Specify)			
<input type="checkbox"/> GRANDDAUGHTER	<input type="checkbox"/> SISTER-IN-LAW				
<input type="checkbox"/> GRANDCHILD	<input type="checkbox"/> ORPHAN				

FORM 10-637
1910 CENSUS INDEX - INDIVIDUAL

U.S. DEPARTMENT OF COMMERCE,
BUREAU OF THE CENSUS

TEXAS

W 300		HEAD OF FAMILY		White Webb B		E.O.	SHEET
-		AGE	BIRTHPLACE		VOL.		
W		45	Ga		79		
COUNTY				CITY			
Hunt							
OTHER MEMBERS OF FAMILY							
NAME		RELATION- SHIP	AGE	BIRTHPLACE			
Lucile		4	48	Ga			
Tracy		5	22	Ga			
Rosa		5	20	Ga			
Aubrey		5	18	Ga			
Nora		5	17	Ga			
George		5	13	Ga			
Dewey		5	10	Ga			

FORM 10 638A

1910 CENSUS INDEX - INDIVIDUAL

U. S. DEPARTMENT OF COMMERCE
BUREAU OF THE CENSUS

TEXAS

W300		HEAD OF FAMILY.		E.D.	SHEET
W		AGE	BIRTHPLACE	VOL.	
COUNTY	Ellis			CITY	
OTHER MEMBERS OF FAMILY					
NAME		RELATIONSHIP	AGE	BIRTHPLACE	
John		W	41	Tex	
Mary		S	1	Tex	

FORM 10-636

1910 CENSUS INDEX - FAMILY

U.S. DEPARTMENT OF COMMERCE
BUREAU OF THE CENSUS

TEXAS

W 300		NAME OF INDIVIDUAL White Webb		E.D. 104	SHEET 428
COLOR B	AGE 38	BIRTHPLACE		VOL. 66	
COUNTY Harris			CITY Houston		
ENUMERATED WITH Jones Alice					
RELATIONSHIP TO ABOVE					
<input type="checkbox"/> SON	<input type="checkbox"/> NEPHEW	<input type="checkbox"/> STEPSON			
<input type="checkbox"/> DAUGHTER	<input type="checkbox"/> NIECE	<input type="checkbox"/> STEPDAUGHTER			
<input type="checkbox"/> BROTHER	<input type="checkbox"/> FATHER-IN-LAW	<input type="checkbox"/> COUSIN			
<input type="checkbox"/> SISTER	<input type="checkbox"/> MOTHER-IN-LAW	<input type="checkbox"/> HIRED MAN			
<input type="checkbox"/> FATHER	<input type="checkbox"/> SON-IN-LAW	<input checked="" type="checkbox"/> ROOMER			
<input type="checkbox"/> MOTHER	<input type="checkbox"/> DAUGHTER-IN-LAW	<input type="checkbox"/> SERVANT			
<input type="checkbox"/> GRANDSON	<input type="checkbox"/> BROTHER-IN-LAW	<input type="checkbox"/> OTHER (Specify)			
<input type="checkbox"/> GRANDDAUGHTER	<input type="checkbox"/> SISTER-IN-LAW				
<input type="checkbox"/> GRANDCHILD	<input type="checkbox"/> ORPHAN				

FORM 10 637

1910 CENSUS INDEX - INDIVIDUAL

U. S. DEPARTMENT OF COMMERCE
BUREAU OF THE CENSUS

TEXAS

W 300	HEAD OF FAMILY Matt		E.O. 74	SHEET 20
COLOR W	AGE 31	BIRTHPLACE	VOL. 23	
COUNTY	Cherokee		CITY	
OTHER MEMBERS OF FAMILY				
	NAME	RELATIONSHIP	AGE	BIRTHPLACE
	Wara	W	25	
	Charley	S	4	
	Louis	D	3	
	Milton	S	7	
	Richard	S	1	

FORM 10-636
1910 CENSUS INDEX - FAMILY

U. S. DEPARTMENT OF COMMERCE
BUREAU OF THE CENSUS

TEXAS

HEAD OF FAMILY		E.D.		SHEET	
White		123		103	
COLOR	AGE	BIRTHPLACE		VOL.	
W	65	Texas		193	
COUNTY	CITY				
Williamson					
OTHER MEMBERS OF FAMILY					
NAME		RELATIONSHIP	AGE	BIRTHPLACE	
Frances					

FORM 10-636

1910 CENSUS INDEX - FAMILY

U. S. DEPARTMENT OF COMMERCE
BUREAU OF THE CENSUS

TEXAS

W 300	NAME OF INDIVIDUAL <i>White Weaver</i>		E.D. 108	SHEET 533
COLOR W	AGE 27	BIRTHPLACE <i>Ark</i>	VOL. 118	
COUNTY <i>Robertson</i>		CITY <i>Hearne</i>		
ENUMERATED WITH <i>Wells CR</i>				
RELATIONSHIP TO ABOVE				
<input type="checkbox"/> SON	<input type="checkbox"/> NEPHEW	<input type="checkbox"/> STEPSON		
<input type="checkbox"/> DAUGHTER	<input type="checkbox"/> NIECE	<input type="checkbox"/> STEPDAUGHTER		
<input type="checkbox"/> BROTHER	<input type="checkbox"/> FATHER-IN-LAW	<input type="checkbox"/> COUSIN		
<input type="checkbox"/> SISTER	<input type="checkbox"/> MOTHER-IN-LAW	<input type="checkbox"/> HIRED MAN		
<input type="checkbox"/> FATHER	<input type="checkbox"/> SON-IN-LAW	<input type="checkbox"/> ROOMER		
<input type="checkbox"/> MOTHER	<input type="checkbox"/> DAUGHTER-IN-LAW	<input type="checkbox"/> SERVANT		
<input type="checkbox"/> GRANDSON	<input type="checkbox"/> BROTHER-IN-LAW	<input type="checkbox"/> OTHER (Specify)		
<input type="checkbox"/> GRANDDAUGHTER	<input type="checkbox"/> SISTER-IN-LAW			
<input type="checkbox"/> GRANDCHILD	<input type="checkbox"/> ORPHAN			

FORM 10 637
1910 CENSUS INDEX - INDIVIDUAL

U. S. DEPARTMENT OF COMMERCE
BUREAU OF THE CENSUS

TEXAS

NAME OF INDIVIDUAL <i>Wesley W. Wray</i>		E.O. <i>24</i>	SHEET <i>32</i>
COLOR <i>W</i>	AGE <i>35</i>	BIRTHPLACE	VOL. <i>20</i>
COUNTY <i>Cameron</i>	CITY <i>Brownsville</i>		
ENUMERATED WITH <i>William Headold W.</i>			
RELATIONSHIP TO ABOVE			
<input type="checkbox"/> SON	<input type="checkbox"/> NEPHEW	<input type="checkbox"/> STEPSON	
<input type="checkbox"/> DAUGHTER	<input type="checkbox"/> NIECE	<input type="checkbox"/> STEPDAUGHTER	
<input type="checkbox"/> BROTHER	<input type="checkbox"/> FATHER-IN-LAW	<input type="checkbox"/> COUSIN	
<input type="checkbox"/> SISTER	<input type="checkbox"/> MOTHER-IN-LAW	<input type="checkbox"/> HUSBAND	
<input type="checkbox"/> FATHER	<input type="checkbox"/> SON-IN-LAW	<input checked="" type="checkbox"/> ROOMER	
<input type="checkbox"/> MOTHER	<input type="checkbox"/> DAUGHTER-IN-LAW	<input type="checkbox"/> SERVANT	
<input type="checkbox"/> GRANDSON	<input type="checkbox"/> BROTHER-IN-LAW	<input type="checkbox"/> OTHER (Specify)	
<input type="checkbox"/> GRANDDAUGHTER	<input type="checkbox"/> SISTER-IN-LAW		
<input type="checkbox"/> GRANDCHILD	<input type="checkbox"/> ORPHAN		

FORM 10 637
1910 CENSUS INDEX - INDIVIDUAL

U. S. DEPARTMENT OF COMMERCE
BUREAU OF THE CENSUS

TEXAS

111 300	HEAD OF FAMILY		E.D.	SHEET
	White	Wingman, W.	71	258
COLOR	AGE	BIRTHPLACE	VOL.	
W	37		115	
COUNTY	CITY			
Parker				
OTHER MEMBERS OF FAMILY				
NAME		RELATIONSHIP	AGE	BIRTHPLACE
Margaret		W	35	W
John		S	3	

FORM 10-636
1910 CENSUS INDEX - FAMILY

U. S. DEPARTMENT OF COMMERCE
BUREAU OF THE CENSUS

TEXAS

W300		NAME OF INDIVIDUAL <i>White, Watt D</i>		ED. <i>153</i>	SHEET <i>361</i>																											
COLOR <i>B</i>	AGE <i>12</i>	BIRTHPLACE		VOL. <i>123</i>																												
COUNTY	CITY <i>Victoria</i>																															
ENUMERATED WITH <i>Rosa, Dennis</i>																																
RELATIONSHIP TO ABOVE		<table border="0"> <tr> <td><input type="checkbox"/> SELF</td> <td><input type="checkbox"/> NEPHEW</td> <td><input type="checkbox"/> STEPSON</td> </tr> <tr> <td><input type="checkbox"/> DAUGHTER</td> <td><input type="checkbox"/> NIECE</td> <td><input type="checkbox"/> STEPDAUGHTER</td> </tr> <tr> <td><input type="checkbox"/> BROTHER</td> <td><input type="checkbox"/> FATHER-IN-LAW</td> <td><input type="checkbox"/> COUSIN</td> </tr> <tr> <td><input type="checkbox"/> SISTER</td> <td><input type="checkbox"/> MOTHER-IN-LAW</td> <td><input type="checkbox"/> NEPHEW-IN-LAW</td> </tr> <tr> <td><input type="checkbox"/> FATHER</td> <td><input type="checkbox"/> SON-IN-LAW</td> <td><input type="checkbox"/> BROTHER</td> </tr> <tr> <td><input type="checkbox"/> MOTHER</td> <td><input type="checkbox"/> GRANDCHILDREN IN LAW</td> <td><input type="checkbox"/> SERVANT</td> </tr> <tr> <td><input checked="" type="checkbox"/> GRANDSTEP.</td> <td><input type="checkbox"/> GRANDCHILDREN IN LAW</td> <td><input type="checkbox"/> OTHER (Specify)</td> </tr> <tr> <td><input type="checkbox"/> GRANDNIECE</td> <td><input type="checkbox"/> GRANDSON IN LAW</td> <td></td> </tr> <tr> <td><input type="checkbox"/> GRANDNephew</td> <td><input type="checkbox"/> OTHER</td> <td></td> </tr> </table>				<input type="checkbox"/> SELF	<input type="checkbox"/> NEPHEW	<input type="checkbox"/> STEPSON	<input type="checkbox"/> DAUGHTER	<input type="checkbox"/> NIECE	<input type="checkbox"/> STEPDAUGHTER	<input type="checkbox"/> BROTHER	<input type="checkbox"/> FATHER-IN-LAW	<input type="checkbox"/> COUSIN	<input type="checkbox"/> SISTER	<input type="checkbox"/> MOTHER-IN-LAW	<input type="checkbox"/> NEPHEW-IN-LAW	<input type="checkbox"/> FATHER	<input type="checkbox"/> SON-IN-LAW	<input type="checkbox"/> BROTHER	<input type="checkbox"/> MOTHER	<input type="checkbox"/> GRANDCHILDREN IN LAW	<input type="checkbox"/> SERVANT	<input checked="" type="checkbox"/> GRANDSTEP.	<input type="checkbox"/> GRANDCHILDREN IN LAW	<input type="checkbox"/> OTHER (Specify)	<input type="checkbox"/> GRANDNIECE	<input type="checkbox"/> GRANDSON IN LAW		<input type="checkbox"/> GRANDNephew	<input type="checkbox"/> OTHER	
<input type="checkbox"/> SELF	<input type="checkbox"/> NEPHEW	<input type="checkbox"/> STEPSON																														
<input type="checkbox"/> DAUGHTER	<input type="checkbox"/> NIECE	<input type="checkbox"/> STEPDAUGHTER																														
<input type="checkbox"/> BROTHER	<input type="checkbox"/> FATHER-IN-LAW	<input type="checkbox"/> COUSIN																														
<input type="checkbox"/> SISTER	<input type="checkbox"/> MOTHER-IN-LAW	<input type="checkbox"/> NEPHEW-IN-LAW																														
<input type="checkbox"/> FATHER	<input type="checkbox"/> SON-IN-LAW	<input type="checkbox"/> BROTHER																														
<input type="checkbox"/> MOTHER	<input type="checkbox"/> GRANDCHILDREN IN LAW	<input type="checkbox"/> SERVANT																														
<input checked="" type="checkbox"/> GRANDSTEP.	<input type="checkbox"/> GRANDCHILDREN IN LAW	<input type="checkbox"/> OTHER (Specify)																														
<input type="checkbox"/> GRANDNIECE	<input type="checkbox"/> GRANDSON IN LAW																															
<input type="checkbox"/> GRANDNephew	<input type="checkbox"/> OTHER																															

FORM C-627 (REVISED)
MAY 1932

1910 CENSUS INDEX - INDIVIDUAL

U S DEPARTMENT OF COMMERCE
BUREAU OF THE CENSUS

W302

TEXAS

W302		HEAD OF FAMILY		E.D.	SHEET
W302		W. A. W. W.		16-1	104
COLOR	AGE	BIRTHPLACE		VOL.	
W	35	Missouri		75	
COUNTY			CITY		
Hill					
OTHER MEMBERS OF FAMILY					
NAME		RELATIONSHIP	AGE	BIRTHPLACE	
Clara		W	35	Missouri	
Helen		D	15	I	
Marion		S	11		
Cliff					

Will Washington D

TEXAS

W300	HEAD OF FAMILY		E.D.	SHEET
COLOR W	AGE 30	BIRTHPLACE	774	25
COUNTY	Montague		VOL.	105
OTHER MEMBERS OF FAMILY				
NAME		RELATIONSHIP	AGE	BIRTHPLACE
Barbara Allen		W	30	Okla
Mable		D	8	/
Mildred		D	7	/

TEXAS

4300	HEAD OF FAMILY <i>Wood, Washington</i>		E.D. 9	SHEET 99
COLOR <i>W</i>	AGE 50	BIRTHPLACE <i>France</i>	VOL. 10	
COUNTY Bexar		CITY San Antonio		
OTHER MEMBERS OF FAMILY				
NAME	RELATIONSHIP	AGE	BIRTHPLACE	
<i>Alma</i>	<i>W</i>	37	<i>France</i>	
<i>Walter</i>	<i>S</i>	15		
<i>Mar</i>	<i>S</i>	15		

FORM 10 636

1910 CENSUS INDEX - FAMILY

U. S. DEPARTMENT OF COMMERCE
BUREAU OF THE CENSUS

TEXAS

10300		HEAD OF FAMILY		Woodruff Washington		E.D.	SHEET
COLOR	W	AGE	64	BIRTHPLACE	Ala	VOL.	129
COUNTY				Tarrant		CITY	
OTHER MEMBERS OF FAMILY							
NAME		RELATIONSHIP	AGE	BIRTHPLACE			
1 Emma		W	66				
1 A M							
1 H K							
2 Be							

FORM 10 636

1910 CENSUS INDEX - FAMILY

U. S. DEPARTMENT OF COMMERCE
BUREAU OF THE CENSUS

TEXAS

10300		HEAD OF FAMILY		W. L. W. Washington		E.D.	SHEET
COLOR	R	AGE	BIRTHPLACE		VOL.		
COUNTY		Harris		CITY			
				Houston			
OTHER MEMBERS OF FAMILY							
NAME		RELATIONSHIP	AGE	BIRTHPLACE			
Mother		6	38				
Sister		5	16				
Sister		5	15				
Sister		5	10				
Sister		4	4				

FORM 10 636

1910 CENSUS INDEX - FAMILY

U. S. DEPARTMENT OF COMMERCE
BUREAU OF THE CENSUS

TEXAS

15700		HEAD OF FAMILY		E.D.	SHEET
White		Washington		122	431
COLOR	AGE	BIRTHPLACE	VOL.		
B	60	va.	123		
COUNTY			CITY		
Victoria					
OTHER MEMBERS OF FAMILY					
NAME		RELATIONSHIP	AGE	BIRTHPLACE	
Maria		W	53		
Suzanne		D	22		
Thomas		S	20		
Lucy		D	17		
William		S	15		
Thomas L.		D	10		

FORM 10-636

1910 CENSUS INDEX - FAMILY

U.S. DEPARTMENT OF COMMERCE
BUREAU OF THE CENSUS

TEXAS

EX-307	HEAD OF FAMILY		E.O.	SHEET
COLOR	AGE	BIRTHPLACE	VOL.	
B	52	Texas	59	
COUNTY	Gonzales		CITY	
OTHER MEMBERS OF FAMILY				
NAME		RELATIONSHIP	AGE	BIRTHPLACE
1 & 1/2		W	68	

FORM 10-636
1910 CENSUS INDEX - FAMILY

U.S. DEPARTMENT OF COMMERCE
BUREAU OF THE CENSUS

TEXAS

W300	NAME OF INDIVIDUAL W. H. L. Wash. James		E.O. 3	SHEET 24
COLOR W.	AGE 129	BIRTHPLACE	VOL. 5	
COUNTY Bastrop		CITY Lumberton		
ENUMERATED WITH Helen James				
RELATIONSHIP TO ABOVE				
<input type="checkbox"/> SON	<input type="checkbox"/> NEPHEW	<input type="checkbox"/> STEPHEN		
<input type="checkbox"/> DAUGHTER	<input type="checkbox"/> NIECE	<input type="checkbox"/> STEPHEN DAUGHTER		
<input type="checkbox"/> BROTHER	<input type="checkbox"/> FATHER-IN-LAW	<input type="checkbox"/> GRUSIN		
<input type="checkbox"/> SISTER	<input type="checkbox"/> MOTHER-IN-LAW	<input type="checkbox"/> HUSBAND		
<input type="checkbox"/> FATHER	<input type="checkbox"/> SON-IN-LAW	<input type="checkbox"/> ROOMER		
<input type="checkbox"/> MOTHER	<input type="checkbox"/> DAUGHTER-IN-LAW	<input type="checkbox"/> SERVANT		
<input type="checkbox"/> GRANDSON	<input type="checkbox"/> BROTHER-IN-LAW	<input type="checkbox"/> OTHER (Specify)		
<input type="checkbox"/> GRANDDAUGHTER	<input type="checkbox"/> SISTER-IN-LAW			
<input type="checkbox"/> GRANDCHILD	<input type="checkbox"/> ORPHAN		James	

FORM 10 837
1910 CENSUS INDEX - INDIVIDUAL

U S DEPARTMENT OF COMMERCE
BUREAU OF THE CENSUS

TEXAS

6000	HEAD OF FAMILY T. L. White - Wash		E.D. 124	SHEET 322
COLOR B	AGE 45	BIRTHPLACE Mary	VOL. 1-2	
COUNTY Kaufman		CITY Kaufman		
OTHER MEMBERS OF FAMILY				
NAME		RELATIONSHIP	AGE	BIRTHPLACE
T. L. White - Wash		h	40	664
Crowie, Mary		w	26	

FORM 10-636

1910 CENSUS INDEX - FAMILY

U.S. DEPARTMENT OF COMMERCE
BUREAU OF THE CENSUS

TEXAS

61300	NAME OF INDIVIDUAL White Wash		E.O. 2	SHEET x
COLOR B	AGE 45	BIRTHPLACE	VOL. 57	
COUNTY Gregg		CITY Levellin		
ENUMERATED WITH No head shown				
RELATIONSHIP TO ABOVE				
<input type="checkbox"/> SON	<input type="checkbox"/> NEPHEW	<input type="checkbox"/> STEPSON		
<input type="checkbox"/> DAUGHTER	<input type="checkbox"/> NIECE	<input type="checkbox"/> STEPDAUGHTER		
<input type="checkbox"/> BROTHER	<input type="checkbox"/> FATHER-IN-LAW	<input type="checkbox"/> COUSIN		
<input type="checkbox"/> SISTER	<input type="checkbox"/> MOTHER-IN-LAW	<input type="checkbox"/> HIRED MAN		
<input type="checkbox"/> FATHER	<input type="checkbox"/> SON-IN-LAW	<input type="checkbox"/> ROOMER		
<input type="checkbox"/> MOTHER	<input type="checkbox"/> DAUGHTER-IN-LAW	<input type="checkbox"/> SERVANT		
<input type="checkbox"/> GRANDSON	<input type="checkbox"/> BROTHER-IN-LAW	<input checked="" type="checkbox"/> OTHER (Specify)		
<input type="checkbox"/> GRANDDAUGHTER	<input type="checkbox"/> SISTER-IN-LAW	Boarder		
<input type="checkbox"/> GRANDCHILD	<input type="checkbox"/> ORPHAN			

Supplemental sheet

FORM 10-637
1910 CENSUS INDEX - INDIVIDUAL

U.S. DEPARTMENT OF COMMERCE
BUREAU OF THE CENSUS

TEXAS

U 300	HEAD OF FAMILY White		U 200	E.D. 476	SHEET 272
COLOR B	AGE 75	BIRTHPLACE Texas		VOL. 92	
COUNTY Loo			CITY		
OTHER MEMBERS OF FAMILY					
NAME		RELATIONSHIP	AGE	BIRTHPLACE	
John		W	60	Texas	
George		S	38		
John C		S	27		
Ethel		GD	13		

FORM 10-636
1910 CENSUS INDEX - FAMILY

U. S. DEPARTMENT OF COMMERCE
BUREAU OF THE CENSUS

TEXAS

10,500		HEAD OF FAMILY		White Wash		E.D.	SHEET
COLOR	AGE	BIRTHPLACE		30	34	VOL.	
B	39			65			
COUNTY				CITY			
Hardin							
OTHER MEMBERS OF FAMILY							
NAME		RELATIONSHIP	AGE	BIRTHPLACE			
E 1-B0							

FORM 10 636
1910 CENSUS INDEX - FAMILY

U.S. DEPARTMENT OF COMMERCE
BUREAU OF THE CENSUS

11300		HEAD OF FAMILY		TEXAS	
COLOR	W	AGE	50	BIRTHPLACE	Ill
COUNTY	Hamilton			CITY	
		E.D.	64	SHEET	83
		VOL.	65		
OTHER MEMBERS OF FAMILY					
	NAME	RELATIONSHIP	AGE	BIRTHPLACE	
	Walter B	- W	43		
	Margie W	D	23		
	A. Hamilton	S	21		
	Prudence W	S	14		
	(Prudence)	S	12		
	Walter B	D	10		

FORM 10 636
 1910 CENSUS INDEX - FAMILY

- U. S. DEPARTMENT OF COMMERCE
 BUREAU OF THE CENSUS

TEXAS

TEXAS

2000		HEAD OF FAMILY		White Warren F		E.O.	SHEET
B		AGE	BIRTHPLACE		VOL.		
66		Ind.		5			
COUNTY				Bastrop		CITY	
OTHER MEMBERS OF FAMILY							
NAME		RELATIONSHIP	AGE	BIRTHPLACE			
Chessie		W	45				
Elsie		D	20				
Gertrude		D	18				
Sarah		D	15				
Ethel		D	13				
Hance		S	10				
Ernestus		S	7				

FORM 10-636A

1910 CENSUS INDEX - INDIVIDUAL

U. S. DEPARTMENT OF COMMERCE
BUREAU OF THE CENSUS

TEXAS

W300		HEAD OF FAMILY		E.D.	SHEET
		White Warren E		213	88
COLOR	AGE	BIRTHPLACE		VOL.	
W	39	Mo		13.2	
COUNTY			CITY		
Swisher					
OTHER MEMBERS OF FAMILY					
NAME		RELATIONSHIP	AGE	BIRTHPLACE	
Warren		D	11	Kans	
Dora		D	5		
Carol		D	3		
Alma		S	4 1/2		

FORM 10 636

1910 CENSUS INDEX - FAMILY

U. S. DEPARTMENT OF COMMERCE
BUREAU OF THE CENSUS

TEXAS

HEAD OF FAMILY			E.D.	SHEET
U.S. 3000	[Handwritten Name]		1	1
COLOR	AGE	BIRTHPLACE	VOL.	
W	47			
COUNTY	CITY			
San Saba				
OTHER MEMBERS OF FAMILY				
NAME	RELATIONSHIP	AGE	BIRTHPLACE	
[Handwritten Name]	Wife	45		
[Handwritten Name]	1	21		
[Handwritten Name]	1	17		
[Handwritten Name]	1	16		
[Handwritten Name]	1	16		

U. S. DEPARTMENT OF COMMERCE
BUREAU OF THE CENSUSFORM 10-638
1910 CENSUS INDEX - FAMILY

TEXAS

W300		NAME OF INDIVIDUAL Wm. L. Warren		E.O. 2	SHEET 11
COLOR B	AGE 14	BIRTHPLACE		VOL. 5	
COUNTY Bastrop		CITY			
ENUMERATED WITH Wm. L. Phillips					
RELATIONSHIP TO ABOVE					
<input type="checkbox"/> SON	<input type="checkbox"/> NEPHEW	<input type="checkbox"/> STEPSON			
<input type="checkbox"/> DAUGHTER	<input type="checkbox"/> NIECE	<input type="checkbox"/> STEPDAUGHTER			
<input checked="" type="checkbox"/> BROTHER	<input type="checkbox"/> FATHER-IN-LAW	<input type="checkbox"/> COUSIN			
<input type="checkbox"/> SISTER	<input type="checkbox"/> MOTHER-IN-LAW	<input type="checkbox"/> HIRED MAN			
<input type="checkbox"/> FATHER	<input type="checkbox"/> SON-IN-LAW	<input type="checkbox"/> ROOMER			
<input type="checkbox"/> MOTHER	<input type="checkbox"/> DAUGHTER-IN-LAW	<input type="checkbox"/> SERVANT			
<input type="checkbox"/> GRANDSON	<input type="checkbox"/> BROTHER-IN-LAW	<input type="checkbox"/> OTHER (Specify)			
<input type="checkbox"/> GRANDDAUGHTER	<input type="checkbox"/> SISTER-IN-LAW				
<input type="checkbox"/> GRANDCHILD	<input type="checkbox"/> ORPHAN				

FORM 10 637
1910 CENSUS INDEX - INDIVIDUAL

U S DEPARTMENT OF COMMERCE
BUREAU OF THE CENSUS

TEXAS

W 300	HEAD OF FAMILY Wade Warner		E.D. 11	SHEET 170
COLOR W	AGE 32	BIRTHPLACE	VOL. 103	
COUNTY Milam	CITY			
OTHER MEMBERS OF FAMILY				
	NAME	RELATIONSHIP	AGE	BIRTHPLACE
	Mary	W	35	
	Julia	D	5	
	Charles	S	6/12	
	Franklin O. L. L.	S	23	
7	Harvey	N	3	
	John	N	3/14	

FORM 10 636
1910 CENSUS INDEX - FAMILY

U.S. DEPARTMENT OF COMMERCE
BUREAU OF THE CENSUS

TEXAS

101300		HEAD OF FAMILY		Wasson		4-D.	WEST
W		AGE	BIRTHPLACE		VOL.		
COUNTY		38	-		76		
McCulloch				CITY			
				Candy			
OTHER MEMBERS OF FAMILY							
NAME		RELATIONSHIP	AGE	BIRTHPLACE			
Golden		W	30				
Baby		D	4-2				

FORM 10 636
1910 CENSUS INDEX - FAMILY

U. S. DEPARTMENT OF COMMERCE
BUREAU OF THE CENSUS

TEXAS

W 300	HEAD OF FAMILY		Wade, Warr		E.D.	SHEET
COLOR	AGE	BIRTHPLACE		97	88	
13	45			VOL.	109	
COUNTY			CITY			
Nacogdoches						
OTHER MEMBERS OF FAMILY						
NAME		RELATIONSHIP	AGE	BIRTHPLACE		
/		S	16			
/		D	14			

FORM 10-222
1910 CENSUS INDEX - FAMILY 5

U. S. DEPARTMENT OF COMMERCE
BUREAU OF THE CENSUS

TEXAS

HEAD OF FAMILY			S.U.	SHEET
COLOR	AGE	BIRTHPLACE		
COUNTY	Denton		CITY	
OTHER MEMBERS OF FAMILY				
NAME	RELATIONSHIP	AGE	BIRTHPLACE	

FORM 10 636
 1910 CENSUS INDEX - FAMILY

U. S. DEPARTMENT OF COMMERCE
 BUREAU OF THE CENSUS

TEXAS

White	HEAD OF FAMILY		W. J. Gatt	E.D.	SHEET
			W. J. Gatt	3	469
COLOR	AGE	BIRTHPLACE		VOL.	
W	30			9-	
COUNTY	Bexar			CITY	
				San Antonio	
OTHER MEMBERS OF FAMILY					
NAME		RELATIONSHIP	AGE	BIRTHPLACE	
W. J. Gatt		u	16		
Helen Gatt		w	49		

FORM 10-630
1910 CENSUS INDEX - FAMILY

U S DEPARTMENT OF COMMERCE
BUREAU OF THE CENSUS

TEXAS

W 300		HEAD OF FAMILY <i>Wade</i>		<i>Hard</i>		E.D.	SHEET
18		27		23		23	
COLOR	W.	AGE	27	BIRTHPLACE		VOL.	33
COUNTY	Cherokee			CITY			
OTHER MEMBERS OF FAMILY							
NAME		RELATIONSHIP	AGE	BIRTHPLACE			
<i>Grace</i>		<i>W</i>	<i>26</i>				
<i>Blair</i>		<i>S</i>	<i>2</i>				

FORM 10 636

1910 CENSUS INDEX - FAMILY

U. S. DEPARTMENT OF COMMERCE
BUREAU OF THE CENSUS

TEXAS

6U300		NAME OF INDIVIDUAL Wood Wanetta		E.D. 9	SHEET 24
COLOR B	AGE 40	BIRTHPLACE		VOL. 6	
COUNTY Brazos			CITY		
ENUMERATED WITH Lawett William R.					
RELATIONSHIP TO ABOVE					
<input type="checkbox"/> SON	<input type="checkbox"/> NEPHEW	<input type="checkbox"/> STEPSON			
<input type="checkbox"/> DAUGHTER	<input type="checkbox"/> NIECE	<input type="checkbox"/> STEPDAUGHTER			
<input type="checkbox"/> BROTHER	<input type="checkbox"/> FATHER-IN-LAW	<input type="checkbox"/> COUSIN			
<input type="checkbox"/> SISTER	<input type="checkbox"/> MOTHER-IN-LAW	<input type="checkbox"/> HIRED MAN			
<input type="checkbox"/> FATHER	<input type="checkbox"/> SON-IN-LAW	<input type="checkbox"/> ROOMER			
<input type="checkbox"/> MOTHER	<input type="checkbox"/> DAUGHTER-IN-LAW	<input checked="" type="checkbox"/> SERVANT			
<input type="checkbox"/> GRANDSON	<input type="checkbox"/> BROTHER-IN-LAW	<input type="checkbox"/> OTHER (Specify)			
<input type="checkbox"/> GRANDDAUGHTER	<input type="checkbox"/> SISTER-IN-LAW				
<input type="checkbox"/> GRANDCHILD	<input type="checkbox"/> ORPHAN				

FORM 10-637
1910 CENSUS INDEX - INDIVIDUAL

U.S. DEPARTMENT OF COMMERCE
BUREAU OF THE CENSUS

TEXAS

11300	HEAD OF FAMILY		E.D.	SHEET
	W. G. W. Walton W.		133	198
COLOR	AGE	BIRTHPLACE	VOL.	
W.	49		119	
COUNTY		CITY		
Sabine				
OTHER MEMBERS OF FAMILY				
NAME		RELATIONSHIP	AGE	BIRTHPLACE
W. G. W.		W	20	
B. G. W.		S	5	
J. G. W.		S	3	
E. G. W.		D	4 1/2	

FORM 10 636
1910 CENSUS INDEX - FAMILY

U S. DEPARTMENT OF COMMERCE
BUREAU OF THE CENSUS

TEXAS

6300	HEAD OF FAMILY <i>White Wilton W.</i>		E.D. <i>321</i>	SHEET <i>111</i>
COLOR <i>W</i>	AGE <i>28</i>	BIRTHPLACE <i>Ill</i>	VOL. <i>120</i>	
COUNTY <i>Runnels</i>		CITY		
OTHER MEMBERS OF FAMILY				
NAME				
	RELATIONSHIP	AGE	BIRTHPLACE	
<i>Clara</i>	<i>W</i>	<i>27</i>	<i>Ill</i>	
<i>Helen</i>	<i>S</i>	<i>4</i>		
<i>Willie</i>	<i>D</i>	<i>3</i>		

FORM 10.636
1910 CENSUS INDEX - FAMILY

U.S. DEPARTMENT OF COMMERCE
BUREAU OF THE CENSUS

TEXAS

14-300	HEAD OF FAMILY <i>W. J. H. Miller</i>		E.D. <i>243</i>	SHEET <i>52</i>
COLOR <i>W</i>	AGE <i>44</i>	BIRTHPLACE <i>Miss</i>	VOL. <i>132</i>	
COUNTY <i>Tom Green</i>		CITY <i>San Angelo</i>		
OTHER MEMBERS OF FAMILY				
NAME		RELATIONSHIP	AGE	BIRTHPLACE
<i>Ward</i>		<i>W</i>	<i>35</i>	<i>Miss</i>
<i>Winnie W.</i>		<i>D</i>	<i>13</i>	
<i>William E.</i>		<i>S</i>	<i>12</i>	
<i>Frank E.</i>		<i>S</i>	<i>12</i>	
<i>Bob E.</i>		<i>N</i>	<i>8</i>	
<i>Edith</i>		<i>N</i>	<i>4</i>	
<i>Robert</i>		<i>S</i>	<i>8</i>	
			<i>12</i>	

FORM 10 636
1910 CENSUS INDEX - FAMILY

U. S. DEPARTMENT OF COMMERCE
BUREAU OF THE CENSUS

TEXAS

W 302	HEAD OF FAMILY		White Walton		E.D.	SHEET
COLOR	AGE	BIRTHPLACE		VOL.		
W	36			27		
COUNTY		Collingsworth		CITY		
OTHER MEMBERS OF FAMILY						
NAME		RELATIONSHIP	AGE	BIRTHPLACE		
Rosa		W	31			
Vanna M		W	8			

FORM 10-636
1910 CENSUS-INDEX - FAMILY

U. S. DEPARTMENT OF COMMERCE
BUREAU OF THE CENSUS

TEXAS

1030	HEAD OF FAMILY W. Smith		E.D. 74	SHEET 46
COLOR W	AGE 35	BIRTHPLACE	VOL. 125	
COUNTY Smith		CITY		
OTHER MEMBERS OF FAMILY				
NAME		RELATIONSHIP	AGE	BIRTHPLACE
Dannie		W	26	Tex
Gennie Bell		D	3	

FORM 10-636
1910 CENSUS INDEX - FAMILY

U. S. DEPARTMENT OF COMMERCE
BUREAU OF THE CENSUS

TEXAS

W 300	HEAD OF FAMILY		White, Walter W.	E.D.	SHEET
COLOR	AGE	BIRTHPLACE		22	3
W	37			VOL.	14
COUNTY		Bowie	CITY		
OTHER MEMBERS OF FAMILY					
NAME		RELATIONSHIP	AGE	BIRTHPLACE	
Prinella		W	27		
Walter		W	12		
Luelle		D	10		
Lita		D	1		
Emerj		B	20		

FORM 10 636
1910 CENSUS INDEX - FAMILY

U.S. DEPARTMENT OF COMMERCE
BUREAU OF THE CENSUS

HEAD OF FAMILY		TEXAS	
COLOR	AGE	BIRTHPLACE	E.D. SHEET
K	34	Dallas	23 14
COUNTY	CITY		VOL. 37
OTHER MEMBERS OF FAMILY			
NAME	RELATIONSHIP	AGE	BIRTHPLACE
Heller R	W	30	
Ymell	D	12	
Lillian	D	10	
Loren	D	2	

FORM 10 636
1910 CENSUS INDEX - FAMILY

U.S. DEPARTMENT OF COMMERCE
BUREAU OF THE CENSUS

7

HEAD OF FAMILY

TEXAS

TEXAS

11-300		HEAD OF FAMILY		E.D.	SHEET
Wood		Walter W.		26	33
COLOR	AGE	BIRTHPLACE		VOL.	
W	23			38	
COUNTY			CITY		
Grimes					
OTHER MEMBERS OF FAMILY					
NAME		RELATIONSHIP	AGE	BIRTHPLACE	
Agnis H		W	19		

TEXAS

W 300	HEAD OF FAMILY Walter Waller W		E.D. 161	SHEET 27
COLOR W	AGE 30	BIRTHPLACE	VOL. 96	
COUNTY Mohead	CITY			
OTHER MEMBERS OF FAMILY				
NAME		RELATION- SHIP	AGE	BIRTHPLACE
Evel		W	32	
Edward		D	7	
Hollie		D	1	
Thurbin, Edward		D	67	Miss

FORM 10 636
1910 CENSUS INDEX - FAMILY

U S DEPARTMENT OF COMMERCE
BUREAU OF THE CENSUS

TEXAS

10 2000		HEAD OF FAMILY <i>W. H. W. W. J.</i>		E.D. <i>319</i>	SHEET <i>57</i>
COLOR <i>(W)</i>	AGE <i>37</i>	BIRTHPLACE		VOL. <i>120</i>	
COUNTY <i>Runnels</i>		CITY		<i>Winters</i>	
OTHER MEMBERS OF FAMILY					
NAME		RELATIONSHIP	AGE	BIRTHPLACE	
<i>Ala</i>		<i>W.</i>	<i>35</i>		
<i>Ellen</i>		<i>S.</i>	<i>6</i>		

TEXAS

U 300		HEAD OF FAMILY		Wood Walters		E.D.	SHEET
COLOR	W	AGE	32	BIRTHPLACE		26	38
COUNTY				Freestone	CITY	VOL. 54	
OTHER MEMBERS OF FAMILY							
NAME		RELATIONSHIP	AGE	BIRTHPLACE			
J. Kinley M. Walters		W	24				
		S	4				

FORM 10 538
 1910 CENSUS INDEX - FAMILY


U. S. DEPARTMENT OF COMMERCE
 BUREAU OF THE CENSUS

HEAD OF FAMILY		TEXAS	
10300	white	Walter P	
COLOR	AGE	BIRTHPLACE	E.D. SHEET
W	34		5 23
COUNTY	CITY		VOL.
	Angelina		2
OTHER MEMBERS OF FAMILY			
NAME	RELATIONSHIP	AGE	BIRTHPLACE
Lucia	w	27	
Mamma	D	5	
North L	D	2	
Walter	S	1 1/2	
Coltrill, Taylor	U	62	Mo

FORM 10-636
1910 CENSUS INDEX - FAMILY

U.S. DEPARTMENT OF COMMERCE
BUREAU OF THE CENSUS

Texas



W 300	HEAD OF FAMILY:		White Walter P.	E.D.	SHEET
COLOR	AGE	BIRTHPLACE		258	77
W	40	Miss.		VOL.	527
COUNTY	Stonewall		CITY		
OTHER MEMBERS OF FAMILY					
	NAME	RELATIONSHIP	AGE	BIRTHPLACE	
	Minnie G.	W	32		
	William J.	S	15		
	Rus P.	S	13		
	Leta M.	D	12		
	Louise C.	S	9		
	Winford W.	S	7		
	Hattie V.	P	5		

TEXAS

11300		HEAD OF FAMILY		E.D. - 57		SHEET 16	
COLOR	W	AGE	30	BIRTHPLACE		VOL. 21	
COUNTY				Rusk		CITY	
OTHER MEMBERS OF FAMILY							
NAME		RELATION. SHIP		AGE		BIRTHPLACE	
[Faint handwriting]		[Faint handwriting]		[Faint handwriting]		[Faint handwriting]	
[Faint handwriting]		[Faint handwriting]		[Faint handwriting]		[Faint handwriting]	
[Faint handwriting]		[Faint handwriting]		[Faint handwriting]		[Faint handwriting]	
[Faint handwriting]		[Faint handwriting]		[Faint handwriting]		[Faint handwriting]	
[Faint handwriting]		[Faint handwriting]		[Faint handwriting]		[Faint handwriting]	
[Faint handwriting]		[Faint handwriting]		[Faint handwriting]		[Faint handwriting]	
[Faint handwriting]		[Faint handwriting]		[Faint handwriting]		[Faint handwriting]	
[Faint handwriting]		[Faint handwriting]		[Faint handwriting]		[Faint handwriting]	

FORM 10 636
 1910 CENSUS INDEX - FAMILY

U S DEPARTMENT OF COMMERCE
 BUREAU OF THE CENSUS

TEXAS

W300	HEAD OF FAMILY W. H. White		E.D. 132	SHEET 19
COLOR W	AGE 33	BIRTHPLACE /	VOL. 89	
COUNTY KNOX	CITY			
OTHER MEMBERS OF FAMILY				
	NAME	RELATIONSHIP	AGE	BIRTHPLACE
	Celia C	W	26	
	Bela M	D	4	
	William D	S	12	

FORM 10-636

1910 CENSUS INDEX - FAMILY

U.S. DEPARTMENT OF COMMERCE
BUREAU OF THE CENSUS

TEXAS

70300	HEAD OF FAMILY		Wyntha Walter L	E.O.	SHEET
COLOR	AGE	BIRTHPLACE		102	120
W.	25			VOL	100
COUNTY	Marion		CITY		
OTHER MEMBERS OF FAMILY					
NAME		RELATIONSHIP	AGE	BIRTHPLACE	
/ Allie M		W	19		
/ Beatrice L		D	2		

FORM 10 636
1910 CENSUS INDEX - FAMILY

U. S. DEPARTMENT OF COMMERCE
BUREAU OF THE CENSUS

TEXAS

10308		HEAD OF FAMILY		Whitt Walter L		E.D.	SHEET
10		AGE	BIRTHPLACE		VOL.		
-		19	Va		57		
COUNTY				CITY			
-				Lockney			
OTHER MEMBERS OF FAMILY							
	NAME	RELATIONSHIP	AGE	BIRTHPLACE			
-	Minnie L	W	42	Va			
	Bella	D	21				
	Clara	D	19				
	Mattie V	D	17				
-	Parland D	S	16	-			
	Winnie R	D	4				

FORM 10 636
1910 CENSUS INDEX - FAMILY

U.S. DEPARTMENT OF COMMERCE
BUREAU OF THE CENSUS

TEXAS

W 300		NAME OF INDIVIDUAL Wood Walter J		E.D. 32	SHEET 14
COLOR W	AGE 32	BIRTHPLACE		VOL. 55	
COUNTY Galveston			CITY Galveston		
ENUMERATED WITH no head listed					
RELATIONSHIP TO ABOVE					
<input type="checkbox"/> SON	<input type="checkbox"/> NEPHEW	<input type="checkbox"/> STEPSON			
<input type="checkbox"/> DAUGHTER	<input type="checkbox"/> NIECE	<input type="checkbox"/> STEPDAUGHTER			
<input type="checkbox"/> BROTHER	<input type="checkbox"/> FATHER-IN-LAW	<input type="checkbox"/> COUSIN			
<input type="checkbox"/> SISTER	<input type="checkbox"/> MOTHER-IN-LAW	<input type="checkbox"/> HIRED MAN			
<input type="checkbox"/> FATHER	<input type="checkbox"/> SON-IN-LAW	<input checked="" type="checkbox"/> ROOMER			
<input type="checkbox"/> MOTHER	<input type="checkbox"/> DAUGHTER-IN-LAW	<input type="checkbox"/> SERVANT			
<input type="checkbox"/> GRANDSON	<input type="checkbox"/> BROTHER-IN-LAW	<input type="checkbox"/> OTHER (Specify)			
<input type="checkbox"/> GRANDDAUGHTER	<input type="checkbox"/> SISTER-IN-LAW				
<input type="checkbox"/> GRANDCHILD	<input type="checkbox"/> ORPHAN				

FORM 10-637
1910 CENSUS INDEX - INDIVIDUAL

U.S. DEPARTMENT OF COMMERCE
BUREAU OF THE CENSUS

TEXAS

1930	HEAD OF FAMILY Wade Walter J.		E.O. 131	SHEET 15
COLOR W	AGE 29	BIRTHPLACE Ind.	VOL. 25	
COUNTY Coleman		CITY		
OTHER MEMBERS OF FAMILY				
NAME		RELATIONSHIP	AGE	BIRTHPLACE
Bula		W	26	Ark
Jessie		D	7	
Eddie		D	4	
Eugene		S	9 73	

FORM 10 636
1910 CENSUS INDEX - FAMILY

U. S. DEPARTMENT OF COMMERCE
BUREAU OF THE CENSUS

TEXAS

W300		NAME OF INDIVIDUAL White Walter H		E. D. 112	SHEET 7
COLOR W	AGE 42	BIRTHPLACE Miss		VOL. 8	
COUNTY Bell			CITY Temple		
ENUMERATED WITH Johnson Earl					
RELATIONSHIP TO ABOVE					
<input type="checkbox"/> SON	<input type="checkbox"/> Nephew	<input type="checkbox"/> STEPSON			
<input type="checkbox"/> DAUGHTER	<input type="checkbox"/> Niece	<input type="checkbox"/> STEPDAUGHTER			
<input type="checkbox"/> BROTHER	<input type="checkbox"/> FATHER-IN-LAW	<input type="checkbox"/> COUSIN			
<input type="checkbox"/> SISTER	<input type="checkbox"/> MOTHER-IN-LAW	<input type="checkbox"/> HIRED MAN			
<input type="checkbox"/> FATHER	<input type="checkbox"/> SON-IN-LAW	<input type="checkbox"/> ROOMER			
<input type="checkbox"/> MOTHER	<input type="checkbox"/> DAUGHTER-IN-LAW	<input type="checkbox"/> SERVANT			
<input type="checkbox"/> GRANDSON	<input type="checkbox"/> BROTHER-IN-LAW	<input checked="" type="checkbox"/> OTHER (Specify)			
<input type="checkbox"/> GRANDDAUGHTER	<input type="checkbox"/> SISTER-IN-LAW	<u>Partner</u>			
<input type="checkbox"/> GRANDCHILD	<input type="checkbox"/> ORPHAN				

FORM 10 637

1910 CENSUS INDEX - INDIVIDUAL

U S DEPARTMENT OF COMMERCE
BUREAU OF THE CENSUS

TEXAS

11.300	HEAD OF FAMILY:		Wood Walter H	E.D.	SHEET
COLOR	AGE	BIRTHPLACE		151	50
W	37			VOL.	75
COUNTY	Hill	CITY	Hillsboro		
OTHER MEMBERS OF FAMILY					
NAME		RELATIONSHIP	AGE	BIRTHPLACE	
Daphne		6	32		
Clyde		0	11		

FORM 10-636
1910 CENSUS INDEX - FAMILY

U.S. DEPARTMENT OF COMMERCE
BUREAU OF THE CENSUS

TEXAS

60300	HEAD OF FAMILY		E.D.	SHEET
COLOR	AGE	BIRTHPLACE	111	42
10	31		VOL.	106
COUNTY	MORRIS		CITY	
OTHER MEMBERS OF FAMILY				
	NAME	RELATIONSHIP	AGE	BIRTHPLACE
	Walter H	H	26	Ark
	Lily	W	7	
	Walter	S	2	

FORM 10-836
1910 CENSUS INDEX - FAMILY

U S DEPARTMENT OF COMMERCE
BUREAU OF THE CENSUS

TEXAS

W300		NAME OF INDIVIDUAL		Walter G.		E.D.	SHEET
COLOR	White	AGE	12	BIRTHPLACE	Mo	211	263
	W					VOL.	132
COUNTY				CITY			
ENUMERATED WITH Swisher							
RELATIONSHIP TO ABOVE Justice, Alford.							
<input type="checkbox"/> SON	<input checked="" type="checkbox"/> NEPHEW	<input type="checkbox"/> STEPSON					
<input type="checkbox"/> DAUGHTER	<input type="checkbox"/> NIECE	<input type="checkbox"/> STEPDAUGHTER					
<input type="checkbox"/> BROTHER	<input type="checkbox"/> FATHER-IN-LAW	<input type="checkbox"/> COUSIN					
<input type="checkbox"/> SISTER	<input type="checkbox"/> MOTHER-IN-LAW	<input type="checkbox"/> HIRED MAN					
<input type="checkbox"/> FATHER	<input type="checkbox"/> SON-IN-LAW	<input type="checkbox"/> ROOMER					
<input type="checkbox"/> MOTHER	<input type="checkbox"/> DAUGHTER-IN-LAW	<input type="checkbox"/> SERVANT					
<input type="checkbox"/> GRANDSON	<input type="checkbox"/> BROTHER-IN-LAW	<input type="checkbox"/> OTHER (Specify)					
<input type="checkbox"/> GRANDDAUGHTER	<input type="checkbox"/> SISTER-IN-LAW	<input type="checkbox"/>					
<input type="checkbox"/> GRANDCHILD	<input type="checkbox"/> ORPHAN	<input type="checkbox"/>					

FORM BC-627 (9-9-67)
FORMERLY 10-637

1910 CENSUS INDEX - INDIVIDUAL

U.S. DEPARTMENT OF COMMERCE
BUREAU OF THE CENSUS

TEXAS

W300	NAME OF INDIVIDUAL <i>White Walter S</i>		E.D. <i>111</i>	SHEET <i>34</i>
COLOR <i>W</i>	AGE <i>24</i>	BIRTHPLACE	VOL. <i>69</i>	
COUNTY Harris		CITY		
ENUMERATED WITH <i>White Susan</i>				
RELATIONSHIP TO ABOVE				
<input type="checkbox"/> SON	<input type="checkbox"/> NEPHEW	<input type="checkbox"/> STEPSON		
<input type="checkbox"/> DAUGHTER	<input type="checkbox"/> NIECE	<input type="checkbox"/> STEPDAUGHTER		
<input type="checkbox"/> BROTHER	<input type="checkbox"/> FATHER-IN-LAW	<input type="checkbox"/> COUSIN		
<input type="checkbox"/> SISTER	<input type="checkbox"/> MOTHER-IN-LAW	<input type="checkbox"/> HIRED MAN		
<input type="checkbox"/> FATHER	<input type="checkbox"/> SON-IN-LAW	<input type="checkbox"/> ROOMER		
<input type="checkbox"/> MOTHER	<input type="checkbox"/> DAUGHTER-IN-LAW	<input type="checkbox"/> SERVANT		
<input checked="" type="checkbox"/> GRANDSON	<input type="checkbox"/> BROTHER-IN-LAW	<input checked="" type="checkbox"/> OTHER (Specify)		
<input type="checkbox"/> GRANDDAUGHTER	<input type="checkbox"/> SISTER-IN-LAW			
<input type="checkbox"/> GRANDCHILD	<input type="checkbox"/> ORPHAN			

FORM 10-637
1910 CENSUS INDEX - INDIVIDUAL

U. S. DEPARTMENT OF COMMERCE
BUREAU OF THE CENSUS

TEXAS

W 300	HEAD OF FAMILY		Wheat Walter G	E.D.	SHEET
COLOR	W	AGE	29	BIRTHPLACE	
COUNTY	Limestone		CITY	Vol	94
OTHER MEMBERS OF FAMILY					
NAME		RELATIONSHIP	AGE	BIRTHPLACE	
Kate G		W	27		
George W		S	5		
Marvin		S	3		
Vernon		S	1 1/2		
Mc Millan Annie J		M L	58		
130					

FORM 10 636
1910 CENSUS INDEX - FAMILYU. S. DEPARTMENT OF COMMERCE
BUREAU OF THE CENSUS

TEXAS

W300	NAME OF INDIVIDUAL <i>White, Walter J.</i>		E.D. 196	SHEET 362
COLOR <i>W</i>	AGE 45	BIRTHPLACE	VOL. 112	
COUNTY Potter		CITY <i> Amarillo</i>		
ENUMERATED WITH <i> Newcome, R. Benton</i>				
RELATIONSHIP TO ABOVE				
<input type="checkbox"/> SON	<input type="checkbox"/> NEPHEW	<input type="checkbox"/> STEPSON		
<input type="checkbox"/> DAUGHTER	<input type="checkbox"/> NIECE	<input type="checkbox"/> STEPDAUGHTER		
<input type="checkbox"/> BROTHER	<input type="checkbox"/> FATHER-IN-LAW	<input type="checkbox"/> COUSIN		
<input type="checkbox"/> SISTER	<input type="checkbox"/> MOTHER-IN-LAW	<input type="checkbox"/> HIRED MAN		
<input type="checkbox"/> FATHER	<input type="checkbox"/> SON-IN-LAW	<input checked="" type="checkbox"/> ROOMER		
<input type="checkbox"/> MOTHER	<input type="checkbox"/> DAUGHTER-IN-LAW	<input type="checkbox"/> SERVANT		
<input type="checkbox"/> GRANDSON	<input type="checkbox"/> BROTHER-IN-LAW	<input type="checkbox"/> OTHER (Specify)		
<input type="checkbox"/> GRANDDAUGHTER	<input type="checkbox"/> SISTER-IN-LAW			
<input type="checkbox"/> GRANDCHILD	<input type="checkbox"/> ORPHAN			

FORM 10.637
1910 CENSUS INDEX - INDIVIDUAL

U. S. DEPARTMENT OF COMMERCE
BUREAU OF THE CENSUS

TEXAS

6300	HEAD OF FAMILY		E.D.	SHEET
	White Walter F		57	110
COLOR	AGE	BIRTHPLACE	VOL	
W	26		42	
COUNTY	Edwards	CITY		
OTHER MEMBERS OF FAMILY				
NAME		RELATIONSHIP	AGE	BIRTHPLACE
W. Anderson		W	22	
George F		S	3	
L.H.H.				

FORM 10-636
1910 CENSUS INDEX - FAMILY

U.S. DEPARTMENT OF COMMERCE
BUREAU OF THE CENSUS

TEXAS

HEAD OF FAMILY		<i>W. Hite, Walter F</i>		E.D.	SHEET
COLOR	AGE	BIRTHPLACE		VOL.	
<i>W</i>	<i>53</i>	<i>Ala.</i>		<i>133</i>	<i>173</i>
COUNTY	CITY				
	<i>Sabine</i>				
OTHER MEMBERS OF FAMILY					
NAME		RELATIONSHIP	AGE	BIRTHPLACE	
<i>Margie A</i>		<i>W</i>	<i>48</i>	<i>Ala.</i>	
<i>Edward C</i>		<i>S</i>	<i>16</i>		
<i>Thos. Y</i>		<i>S</i>	<i>14</i>		
<i>Laura, Mary Flora</i>		<i>D</i>	<i>20</i>		
<i>Clivia</i>		<i>gD</i>	<i>4</i>		
<i>Cecile</i>		<i>gS</i>	<i>2</i>		

FORM 10 636
1910 CENSUS INDEX - FAMILY

U. S. DEPARTMENT OF COMMERCE
BUREAU OF THE CENSUS

TEXAS

W 300	NAME OF INDIVIDUAL <i>White Walter F.</i>		E.C. <i>78</i>	SHEET <i>3</i>
COLOR <i>B</i>	AGE <i>26</i>	BIRTHPLACE	VOL. <i>64</i>	
COUNTY		CITY		
<i>Harris</i>		<i>Houston</i>		
ENUMERATED WITH <i>White, Annie</i>				
RELATIONSHIP TO ABOVE				
<input type="checkbox"/> SON	<input type="checkbox"/> NEPHEW	<input type="checkbox"/> STEPSON		
<input type="checkbox"/> DAUGHTER	<input type="checkbox"/> NIECE	<input type="checkbox"/> STEPDAUGHTER		
<input checked="" type="checkbox"/> BROTHER	<input type="checkbox"/> FATHER-IN-LAW	<input type="checkbox"/> COUSIN		
<input type="checkbox"/> SISTER	<input type="checkbox"/> MOTHER-IN-LAW	<input type="checkbox"/> HIRED MAN		
<input type="checkbox"/> FATHER	<input type="checkbox"/> SON-IN-LAW	<input type="checkbox"/> ROOMER		
<input type="checkbox"/> MOTHER	<input type="checkbox"/> DAUGHTER-IN-LAW	<input type="checkbox"/> SERVANT		
<input type="checkbox"/> GRANDSON	<input type="checkbox"/> BROTHER-IN-LAW	<input type="checkbox"/> OTHER (Specify)		
<input type="checkbox"/> GRANDDAUGHTER	<input type="checkbox"/> SISTER-IN-LAW			
<input type="checkbox"/> GRANDCHILD	<input type="checkbox"/> ORPHAN			

FORM 10 637
1910 CENSUS INDEX - INDIVIDUALU S DEPARTMENT OF COMMERCE
BUREAU OF THE CENSUS

TEXAS

W 300	HEAD OF FAMILY		White Walter E.	E.D.	SHEET
COLOR	W	AGE	33	61	115
COUNTY	Falls		CITY	VOL. 50	
OTHER MEMBERS OF FAMILY					
NAME	RELATIONSHIP	AGE	BIRTHPLACE		
Calvin	L	60			
James H.	M	33	TX		
Frank	B	25			
Charles	B	21			
B. E. ...	B	20			

TEXAS

10300	HEAD OF FAMILY		E.D.	SHEET
	Wade, Walter E		235	92
COLOR	AGE	BIRTHPLACE	VOL.	
W	36		123	
COUNTY	CITY			
Scurry				
OTHER MEMBERS OF FAMILY				
NAME	RELATIONSHIP	AGE	BIRTHPLACE	
Bessie J	W	25		
Bernice	D	3		
J.R. C	B	24		

FORM 10-636
1910 CENSUS INDEX - FAMILY

U. S. DEPARTMENT OF COMMERCE
BUREAU OF THE CENSUS

TEXAS

U 300	HEAD OF FAMILY White Walter D		E.O. 144	SHEET 60
COLOR W	AGE 74	BIRTHPLACE Ga	VOL. 124	
COUNTY Shelby	CITY Center			
OTHER MEMBERS OF FAMILY				
NAME		RELATIONSHIP	AGE	BIRTHPLACE
Nehayah M		W	59	
Fred A		S	20	
Mary A		D	32	La

FORM 10-636

1910 CENSUS INDEX - FAMILY

U.S. DEPARTMENT OF COMMERCE
BUREAU OF THE CENSUS

TEXAS

W 300	HEAD OF FAMILY Wood, Walter C.		E.O. 2	SHEET 29
COLOR W	AGE 50	BIRTHPLACE Ark	VOL. 15	
COUNTY Bowie		CITY		
OTHER MEMBERS OF FAMILY				
NAME		RELATIONSHIP	AGE	BIRTHPLACE
Emma C.		W	48	Ark
Julius C.		S	27	Ark
Lillian C.		D	25	Ark
Harvey C.		S	23	Ark
- Mervie E.		D	20	Ark
- Conrad C.		S	12	
			-	

FORM 10-636
1910 CENSUS INDEX - FAMILY

U.S. DEPARTMENT OF COMMERCE
BUREAU OF THE CENSUS

TEXAS

11300	HEAD OF FAMILY Witt, Walter C		E.D. 140	SHEET 303
COLOR W	AGE 32	BIRTHPLACE		VOL. 86
COUNTY Jones		CITY		
OTHER MEMBERS OF FAMILY				
NAME		RELATION- SHIP	AGE	BIRTHPLACE
/ Foster		W.	22	
/ Carl C		S	1 1/2	

FORM 10 636
- 1910 CENSUS INDEX - FAMILY

U. S. DEPARTMENT OF COMMERCE
BUREAU OF THE CENSUS

TEXAS

HEAD OF FAMILY		<i>White. Walter B.</i>		E.O.	SHEET
COLOR	AGE	BIRTHPLACE		<i>94</i>	<i>24</i>
COUNTY	CITY		VOL.		
<i>Upshur</i>		<i>Palmer</i>		<i>1-39</i>	
OTHER MEMBERS OF FAMILY					
NAME	RELATIONSHIP	AGE	BIRTHPLACE		
<i>lives alone</i>					

TEXAS

60340		HEAD OF FAMILY		E.D.		SHEET	
W		35		Waco, Texas 13		121 32	
COUNTY		BIRTHPLACE		VOL.			
Howard		[REDACTED]		72			
OTHER MEMBERS OF FAMILY							
NAME		RELATIONSHIP		AGE		BIRTHPLACE	
Rita P		W		31			
Mary		D		11			
L. [unclear]		D		8			

FORM 10 636
1910 CENSUS INDEX - FAMILY

U. S. DEPARTMENT OF COMMERCE
BUREAU OF THE CENSUS

TEXAS

11300		HEAD OF FAMILY		E.D.	SHEET
W		AGE	BIRTHPLACE	110	39
COUNTY		Robertson		VOL.	118
OTHER MEMBERS OF FAMILY					
NAME		RELATIONSHIP	AGE	BIRTHPLACE	
E. ...		W	32		
J. ...		D	5		
R. ...		S	2		
P. ...		D	1 1/2		

FORM 10 636
1910 CENSUS INDEX - FAMILY

U S. DEPARTMENT OF COMMERCE
BUREAU OF THE CENSUS

TEXAS

1300		HEAD OF FAMILY Wood Walter A		E.D. 146	SHEET 49
COLOR W	AGE 25	BIRTHPLACE		VOL. 81	
COUNTY - Jack			CITY		
OTHER MEMBERS OF FAMILY					
NAME		RELATION- SHIP	AGE	BIRTHPLACE	
Mary E		W	17		
Carmen		D	12		

FORM 10 636
1910 CENSUS INDEX - FAMILY

U. S. DEPARTMENT OF COMMERCE
BUREAU OF THE CENSUS

TEXAS

W 300	NAME OF INDIVIDUAL White, Walter		E.D. 75	SHEET 163
COLOR W	AGE 34	BIRTHPLACE Missouri	VOL. 83	
COUNTY Jefferson	CITY Brazzport			
ENUMERATED WITH White, Deborah				
RELATIONSHIP TO ABOVE				
<input type="checkbox"/> SON	<input type="checkbox"/> NEPHEW	<input type="checkbox"/> STEPSON		
<input type="checkbox"/> DAUGHTER	<input type="checkbox"/> NIECE	<input type="checkbox"/> STEPDAUGHTER		
<input type="checkbox"/> BROTHER	<input type="checkbox"/> FATHER-IN-LAW	<input type="checkbox"/> COUSIN		
<input type="checkbox"/> SISTER	<input type="checkbox"/> MOTHER-IN-LAW	<input type="checkbox"/> HIRED MAN		
<input type="checkbox"/> FATHER	<input type="checkbox"/> SON-IN-LAW	<input checked="" type="checkbox"/> ROOMER		
<input type="checkbox"/> MOTHER	<input type="checkbox"/> DAUGHTER-IN-LAW	<input type="checkbox"/> SERVANT		
<input type="checkbox"/> GRANDSON	<input type="checkbox"/> BROTHER-IN-LAW	<input type="checkbox"/> OTHER (Specify)		
<input type="checkbox"/> GRANDDAUGHTER	<input type="checkbox"/> SISTER-IN-LAW			
<input type="checkbox"/> GRANDCHILD	<input type="checkbox"/> ORPHAN			

FORM 10 637

1910 CENSUS INDEX - INDIVIDUAL

U. S. DEPARTMENT OF COMMERCE
BUREAU OF THE CENSUS

TEXAS

100-500		HEAD OF FAMILY		W. H. W. W. W. W.		S. D.	SHEET
COLOR	W	AGE	34	BIRTHPLACE		176	80
COUNTY	Nolan		CITY		VOL. 110		
OTHER MEMBERS OF FAMILY							
NAME		RELATIONSHIP	AGE	BIRTHPLACE			
/ Jane		W	22				
/ Arthur		S	12/12				
/							
/							
/							
/							
/							
/							
/							

FORM 10 636
 1910 CENSUS INDEX - FAMILY

U. S. DEPARTMENT OF COMMERCE
 BUREAU OF THE CENSUS

TEXAS

W300	NAME OF INDIVIDUAL <i>White Walter</i>		E.O.	SHEET
COLOR <i>W</i>	AGE <i>14</i>	BIRTHPLACE	<i>115</i>	<i>259</i>
COUNTY	<i>Hunt</i>	CITY <i>Greenville</i>	VOL.	<i>74</i>
ENUMERATED WITH <i>Hardley William G</i>				
RELATIONSHIP TO ABOVE				
<input type="checkbox"/> SON	<input type="checkbox"/> NEPHEW	<input type="checkbox"/> STEPSON		
<input type="checkbox"/> DAUGHTER	<input type="checkbox"/> NIECE	<input type="checkbox"/> STEPDAUGHTER		
<input type="checkbox"/> BROTHER	<input type="checkbox"/> FATHER-IN-LAW	<input type="checkbox"/> COUSIN		
<input type="checkbox"/> SISTER	<input type="checkbox"/> MOTHER-IN-LAW	<input type="checkbox"/> HIRED MAN		
<input type="checkbox"/> FATHER	<input type="checkbox"/> SON-IN-LAW	<input type="checkbox"/> ROOMER		
<input type="checkbox"/> MOTHER	<input type="checkbox"/> DAUGHTER-IN-LAW	<input type="checkbox"/> SERVANT		
<input type="checkbox"/> GRANDSON	<input type="checkbox"/> BROTHER-IN-LAW	<input type="checkbox"/> OTHER (Specify)		
<input type="checkbox"/> GRANDDAUGHTER	<input type="checkbox"/> SISTER-IN-LAW			
<input type="checkbox"/> GRANDCHILD	<input checked="" type="checkbox"/> ORPHAN			

FORM 10 637
1910 CENSUS INDEX - INDIVIDUAL

U S DEPARTMENT OF COMMERCE
BUREAU OF THE CENSUS

TEXAS

W-300		NAME OF INDIVIDUAL Wade Walter		E.D. 165	SHEET 264
COLOR W	AGE 71	BIRTHPLACE		VOL. 105	
COUNTY Montague			CITY		
ENUMERATED WITH Wife & C					
RELATIONSHIP TO ABOVE					
<input type="checkbox"/> SON	<input type="checkbox"/> NEPHEW	<input type="checkbox"/> STEPSON			
<input type="checkbox"/> DAUGHTER	<input type="checkbox"/> NIECE	<input type="checkbox"/> STEPDAUGHTER			
<input type="checkbox"/> BROTHER	<input type="checkbox"/> FATHER-IN-LAW	<input type="checkbox"/> COUSIN			
<input type="checkbox"/> SISTER	<input type="checkbox"/> MOTHER-IN-LAW	<input type="checkbox"/> HIRED MAN			
<input type="checkbox"/> FATHER	<input type="checkbox"/> SON-IN-LAW	<input type="checkbox"/> ROOMER			
<input type="checkbox"/> MOTHER	<input type="checkbox"/> DAUGHTER-IN-LAW	<input type="checkbox"/> SERVANT			
<input checked="" type="checkbox"/> GRANDSON	<input type="checkbox"/> BROTHER-IN-LAW	<input type="checkbox"/> OTHER (Specify)			
<input type="checkbox"/> GRANDDAUGHTER	<input checked="" type="checkbox"/> SISTER-IN-LAW				
<input type="checkbox"/> GRANDCHILD	<input type="checkbox"/> ORPHAN				

FORM 10-637

1910 CENSUS INDEX - INDIVIDUAL

U. S. DEPARTMENT OF COMMERCE
BUREAU OF THE CENSUS

TEXAS

10350	HEAD OF FAMILY White Walter		E.D. 134	SHEET 191
COLOR B	AGE 24	BIRTHPLACE	VOL. 144	
COUNTY Williamson	CITY			
OTHER MEMBERS OF FAMILY				
NAME		RELATION- SHIP	AGE	BIRTHPLACE
Mollie		W	25	0
William		S	7	
James		B	19	
Thomas		B	19	

FORM 10-38
1910 CENSUS INDEX - FAMILYU S DEPARTMENT OF COMMERCE
BUREAU OF THE CENSUS

TEXAS

HEAD OF FAMILY		E.D.		SHEET	
COLOR	AGE	BIRTHPLACE	71	276	
COUNTY	CITY		VOL.		
Parker			115		
OTHER MEMBERS OF FAMILY					
NAME		RELATIONSHIP	AGE	BIRTHPLACE	
Livia		W	50	Texas	

TEXAS

HEAD OF FAMILY		R.D.		SHEET	
Walter Walter		116		338	
COLOR	AGE	BIRTHPLACE		VOL.	
W	25			118	
COUNTY	CITY				
	Robertson				
OTHER MEMBERS OF FAMILY					
NAME		RELATION- SHIP	AGE	BIRTHPLACE	
Evelyn		20	27		

FORM 10 636

1910 CENSUS INDEX - FAMILY

U S DEPARTMENT OF COMMERCE
BUREAU OF THE CENSUS

1040		NAME OF INDIVIDUAL <i>Walter Hamilton</i>		TEXAS	
COLOR <i>W</i>	AGE <i>21</i>	BIRTHPLACE	E.O.	SHEET <i>1</i>	
COUNTY		<i>Carson</i>	CITY	VOL. <i>1</i>	
ENUMERATED WITH <i>Wife of 23</i>					
RELATIONSHIP TO ABOVE					
<input type="checkbox"/> SON	<input type="checkbox"/> NEPHEW	<input type="checkbox"/> STEPSON			
<input type="checkbox"/> DAUGHTER	<input type="checkbox"/> NIECE	<input type="checkbox"/> STEPDAUGHTER			
<input type="checkbox"/> BROTHER	<input type="checkbox"/> FATHER-IN-LAW	<input type="checkbox"/> COUSIN			
<input type="checkbox"/> SISTER	<input type="checkbox"/> MOTHER-IN-LAW	<input type="checkbox"/> HIRED MAN			
<input type="checkbox"/> FATHER	<input type="checkbox"/> SON-IN-LAW	<input checked="" type="checkbox"/> ROOMER			
<input type="checkbox"/> MOTHER	<input type="checkbox"/> DAUGHTER-IN-LAW	<input type="checkbox"/> SERVANT			
<input type="checkbox"/> GRANDSON	<input type="checkbox"/> BROTHER-IN-LAW	<input type="checkbox"/> OTHER (<i>Specify</i>)			
<input type="checkbox"/> GRANDDAUGHTER	<input type="checkbox"/> SISTER-IN-LAW				
<input type="checkbox"/> GRANDCHILD	<input type="checkbox"/> ORPHAN				

FORM 10-637
1910 CENSUS INDEX - INDIVIDUAL

U.S. DEPARTMENT OF COMMERCE
BUREAU OF THE CENSUS

TEXAS

W 302	HEAD OF FAMILY Wood, Walter		E.D.	SHEET
COLOR W	AGE 37	BIRTHPLACE	11	28
COUNTY	Bowie	CITY	VOL.	14
OTHER MEMBERS OF FAMILY				
NAME		RELATIONSHIP	AGE	BIRTHPLACE
Walter		W	23	
Ebe		D	14	
Latta		D	12	
Emerif		S	5	

FORM 10 636
1910 CENSUS INDEX - FAMILY

U. S. DEPARTMENT OF COMMERCE
BUREAU OF THE CENSUS

TEXAS

W300	HEAD OF FAMILY		White Walter		E.D.	SHEET
COLOR	W	AGE	BIRTHPLACE		35	.10
COUNTY		33	Ala		VOL.	22
			Cass			
OTHER MEMBERS OF FAMILY						
	NAME	RELATIONSHIP	AGE	BIRTHPLACE		
	Leulah	W	30	Ala		
	Brownie	S	10	I.		
	Andrew	S	7			
	Lillian	D.	5			
	Nasim	D.	3			
	Baby	S	9/12			

FORM 10-636

1910 CENSUS INDEX - FAMILY

U.S. DEPARTMENT OF COMMERCE
BUREAU OF THE CENSUS

TEXAS

W300		HEAD OF FAMILY		E.O.	SHEET
Wood, Walter				37	13
COLOR	AGE	BIRTHPLACE		VOL.	
W	39			22	
COUNTY			CITY		
Cass					
OTHER MEMBERS OF FAMILY					
NAME		RELATIONSHIP	AGE	BIRTHPLACE	
Osella		W	38		
Clarence		S	16		
Earl		S	15		
Lewis		S	13		
Darrell		D	11		
Verta		D	6		
Herman		S	4		

FORM 10-636A

1910 CENSUS INDEX - INDIVIDUAL

U.S. DEPARTMENT OF COMMERCE
BUREAU OF THE CENSUS

TEXAS

W300		HEAD OF FAMILY White Walter		E.D. 9	SHEET 2
COLOR W	AGE 23	BIRTHPLACE		VOL. 29	
COUNTY Comanche			CITY St. Leon		
OTHER MEMBERS OF FAMILY					
NAME		RELATIONSHIP	AGE	BIRTHPLACE	
1 Vera		W	17	-	
1 Leo					

FORM 10-636
1910 CENSUS INDEX - FAMILY

U. S. DEPARTMENT OF COMMERCE
BUREAU OF THE CENSUS

TEXAS

11.300		HEAD OF FAMILY Walter		E.D. 3	SHEET 22
COLOR W	AGE 22	BIRTHPLACE		VOL. 3	
COUNTY Archer			CITY		
OTHER MEMBERS OF FAMILY					
NAME		RELATIONSHIP	AGE	BIRTHPLACE	
Estill		W	21	nc	
Edna A		B.	3		

FORM 10-636
1910 CENSUS INDEX - FAMILY

U.S. DEPARTMENT OF COMMERCE
BUREAU OF THE CENSUS

TEXAS

U300	NAME OF INDIVIDUAL <i>White Walter</i>		E.D. 6	SHEET 21
COLOR B.	AGE 30	BIRTHPLACE	VOL. 2	
COUNTY Angelina		CITY		
ENUMERATED WITH <i>David Cliff</i>				
RELATIONSHIP TO ABOVE				
<input type="checkbox"/> SON	<input type="checkbox"/> NEPHEW	<input type="checkbox"/> STEPSON		
<input type="checkbox"/> DAUGHTER	<input type="checkbox"/> NIECE	<input type="checkbox"/> STEPDAUGHTER		
<input type="checkbox"/> BROTHER	<input type="checkbox"/> FATHER-IN-LAW	<input type="checkbox"/> COUSIN		
<input type="checkbox"/> SISTER	<input type="checkbox"/> MOTHER-IN-LAW	<input type="checkbox"/> HIRED MAN		
<input type="checkbox"/> FATHER	<input type="checkbox"/> SON-IN-LAW	<input type="checkbox"/> ROOMER		
<input type="checkbox"/> MOTHER	<input type="checkbox"/> DAUGHTER-IN-LAW	<input type="checkbox"/> SERVANT		
<input type="checkbox"/> GRANDSON	<input checked="" type="checkbox"/> BROTHER-IN-LAW	<input type="checkbox"/> OTHER (<i>Specify</i>)		
<input type="checkbox"/> GRANDDAUGHTER	<input type="checkbox"/> SISTER-IN-LAW			
<input type="checkbox"/> GRANDCHILD	<input type="checkbox"/> ORPHAN			

FORM 10-537

1910 CENSUS INDEX - INDIVIDUAL

U.S. DEPARTMENT OF COMMERCE
BUREAU OF THE CENSUS

TEXAS

W. 300		NAME OF INDIVIDUAL <i>H. Mite Walter</i>		E. D. <i>55</i>	SHEET <i>92</i>
COLOR <i>B.</i>	AGE <i>33</i>	BIRTHPLACE		VOL. <i>35</i>	
COUNTY <i>Dallas</i>		CITY <i>Dallas</i>			
ENUMERATED WITH <i>Bachrach Aaron</i>					
RELATIONSHIP TO ABOVE					
<input type="checkbox"/> SON	<input type="checkbox"/> NEPHEW	<input type="checkbox"/> STEPSON			
<input type="checkbox"/> DAUGHTER	<input type="checkbox"/> NIECE	<input type="checkbox"/> STEPDAUGHTER			
<input type="checkbox"/> BROTHER	<input type="checkbox"/> FATHER-IN-LAW	<input type="checkbox"/> COUSIN			
<input type="checkbox"/> SISTER	<input type="checkbox"/> MOTHER-IN-LAW	<input type="checkbox"/> HIRED MAN			
<input type="checkbox"/> FATHER	<input type="checkbox"/> SON-IN-LAW	<input type="checkbox"/> ROOMER			
<input type="checkbox"/> MOTHER	<input type="checkbox"/> DAUGHTER-IN-LAW	<input type="checkbox"/> SERVANT			
<input type="checkbox"/> GRANDSON	<input type="checkbox"/> BROTHER-IN-LAW	<input checked="" type="checkbox"/> OTHER (Specify) <i>Renter</i>			
<input type="checkbox"/> GRANDDAUGHTER	<input type="checkbox"/> SISTER-IN-LAW				
<input type="checkbox"/> GRANDCHILD	<input type="checkbox"/> ORPHAN				

FORM 10 637

1910 CENSUS INDEX - INDIVIDUAL

U. S. DEPARTMENT OF COMMERCE
BUREAU OF THE CENSUS

TEXAS

HEAD OF FAMILY		E.D.		SHEET	
1140 St. Walter		24		50	
COLOR	AGE	BIRTHPLACE		VOL.	
W	32			3	
COUNTY			CITY		
Dallas			Dallas		
OTHER MEMBERS OF FAMILY					
NAME		RELATIONSHIP	AGE	BIRTHPLACE	
Walter		W	32	Texas	
Helen		W	28	I	

FORM 10 636
1910 CENSUS INDEX - FAMILY

U S DEPARTMENT OF COMMERCE
BUREAU OF THE CENSUS

TEXAS

W 300		NAME OF INDIVIDUAL <i>Waite, Walter</i>		E.D. 59	SHEET 351
COLOR W	AGE 30	BIRTHPLACE		VOL. 12	
COUNTY BEXAR			CITY San Antonio		
ENUMERATED WITH <i>Digro, Otto S.</i>					
RELATIONSHIP TO ABOVE					
<input type="checkbox"/> SON	<input type="checkbox"/> NEPHEW	<input type="checkbox"/> STEPSON			
<input type="checkbox"/> DAUGHTER	<input type="checkbox"/> NIECE	<input type="checkbox"/> STEPDAUGHTER			
<input type="checkbox"/> BROTHER	<input type="checkbox"/> FATHER-IN-LAW	<input type="checkbox"/> COUSIN			
<input type="checkbox"/> SISTER	<input type="checkbox"/> MOTHER-IN-LAW	<input type="checkbox"/> HIRED MAN			
<input type="checkbox"/> FATHER	<input type="checkbox"/> SON-IN-LAW	<input checked="" type="checkbox"/> ROOMER			
<input type="checkbox"/> MOTHER	<input type="checkbox"/> DAUGHTER-IN-LAW	<input type="checkbox"/> SERVANT			
<input type="checkbox"/> GRANDSON	<input type="checkbox"/> BROTHER-IN-LAW	<input type="checkbox"/> OTHER (Specify)			
<input type="checkbox"/> GRANDDAUGHTER	<input type="checkbox"/> SISTER-IN-LAW				
<input type="checkbox"/> GRANDCHILD	<input type="checkbox"/> ORPHAN				

FORM 10 637
1910 CENSUS INDEX - INDIVIDUAL

U.S. DEPARTMENT OF COMMERCE
BUREAU OF THE CENSUS

TEXAS

W300-	HEAD OF FAMILY W. R. Adams, Walter		E.D. 138	SHEET 224
COLOR W	AGE 27	BIRTHPLACE		VOL. 86
COUNTY Jones		CITY		
OTHER MEMBERS OF FAMILY				
	NAME	RELATIONSHIP	AGE	BIRTHPLACE
	Mary P.	W	28	Tenn
	Joseph	S	5	
	Freda	D	3	
	Lie	S	1/2	

FORM 10 636
1910 CENSUS INDEX - FAMILY

U. S. DEPARTMENT OF COMMERCE
BUREAU OF THE CENSUS

TEXAS

W300	HEAD OF FAMILY White Walter		E.D. 80	SHEET 191
COLOR W	AGE 35	BIRTHPLACE Texas		VOL. 90
COUNTY Lamar	CITY Paris			
OTHER MEMBERS OF FAMILY				
NAME	RELATIONSHIP	AGE	BIRTHPLACE	
Lena	W	33		
Hollis	S	12		

FORM 10 638

1910 CENSUS INDEX - FAMILY

U.S. DEPARTMENT OF COMMERCE
BUREAU OF THE CENSUS

TEXAS

W300	HEAD OF FAMILY <i>Wood Walter</i>		E.D. 86	SHEET 139
COLOR <i>B</i>	AGE <i>44</i>	BIRTHPLACE		VOL. <i>59</i>
COUNTY <i>Gonzales</i>	CITY			
OTHER MEMBERS OF FAMILY				
	NAME	RELATIONSHIP	AGE	BIRTHPLACE
<i>1</i>	<i>Ida</i>	<i>W</i>	<i>45</i>	

FORM 10 636
1910 CENSUS INDEX - FAMILY

U.S. DEPARTMENT OF COMMERCE
BUREAU OF THE CENSUS

TEXAS

W 300	NAME OF INDIVIDUAL Walter Walter		E.D. 103	SHEET 90
COLOR W	AGE 49	BIRTHPLACE Mo	VOL. 60	
COUNTY Grayson		CITY Whitesboro		
ENUMERATED WITH Wylie Ernest H				
RELATIONSHIP TO ABOVE				
<input type="checkbox"/> SON	<input type="checkbox"/> NEPHEW	<input type="checkbox"/> STEPSON		
<input type="checkbox"/> DAUGHTER	<input type="checkbox"/> NIECE	<input type="checkbox"/> STEPDAUGHTER		
<input type="checkbox"/> BROTHER	<input type="checkbox"/> FATHER-IN-LAW	<input type="checkbox"/> COUSIN		
<input type="checkbox"/> SISTER	<input type="checkbox"/> MOTHER-IN-LAW	<input type="checkbox"/> HIRED MAN		
<input type="checkbox"/> FATHER	<input type="checkbox"/> SON-IN-LAW	<input checked="" type="checkbox"/> ROOMER		
<input type="checkbox"/> MOTHER	<input type="checkbox"/> DAUGHTER-IN-LAW	<input type="checkbox"/> SERVANT		
<input type="checkbox"/> GRANDSON	<input type="checkbox"/> BROTHER-IN-LAW	<input type="checkbox"/> OTHER (Specify)		
<input type="checkbox"/> GRANDDAUGHTER	<input type="checkbox"/> SISTER-IN-LAW			
<input type="checkbox"/> GRANDCHILD	<input type="checkbox"/> ORPHAN			

FORM 10-637
1910 CENSUS INDEX - INDIVIDUAL

U.S. DEPARTMENT OF COMMERCE
BUREAU OF THE CENSUS

TEXAS

W 300		HEAD OF FAMILY		Wyatt Carter		E.D.	SHEET
COLOR	W	AGE	36	BIRTHPLACE	S.C.	VOL.	31
COUNTY				Cooke		CITY	
OTHER MEMBERS OF FAMILY							
NAME		RELATIONSHIP	AGE	BIRTHPLACE			
Martha		W	3				
Marvin		S	11				
Rose		P	5				

FORM 10-636

1910 CENSUS INDEX - FAMILY

- U. S. DEPARTMENT OF COMMERCE
BUREAU OF THE CENSUS

TEXAS

W300	NAME OF INDIVIDUAL Wood Walter		E.O. 47	SHEET 129
COLOR B	AGE 27	BIRTHPLACE La	VOL. 66	
COUNTY Harris		CITY Houston		
ENUMERATED WITH Edwards Frank				
RELATIONSHIP TO ABOVE				
<input type="checkbox"/> SON	<input type="checkbox"/> NEPHEW	<input type="checkbox"/> STEPSON		
<input type="checkbox"/> DAUGHTER	<input type="checkbox"/> NIECE	<input type="checkbox"/> STEPDAUGHTER		
<input type="checkbox"/> BROTHER	<input type="checkbox"/> FATHER-IN-LAW	<input type="checkbox"/> COUSIN		
<input type="checkbox"/> SISTER	<input type="checkbox"/> MOTHER-IN-LAW	<input type="checkbox"/> HIRED MAN		
<input type="checkbox"/> FATHER	<input type="checkbox"/> SON-IN-LAW	<input type="checkbox"/> ROOMER		
<input type="checkbox"/> MOTHER	<input type="checkbox"/> DAUGHTER-IN-LAW	<input type="checkbox"/> SERVANT		
<input type="checkbox"/> GRANDSON	<input type="checkbox"/> BROTHER-IN-LAW	<input checked="" type="checkbox"/> OTHER (Specify)		
<input type="checkbox"/> GRANDDAUGHTER	<input type="checkbox"/> SISTER-IN-LAW	to U		
<input type="checkbox"/> GRANDCHILD	<input type="checkbox"/> ORPHAN			

FORM 10 637
1910 CENSUS INDEX - INDIVIDUAL

U. S. DEPARTMENT OF COMMERCE
BUREAU OF THE CENSUS

TEXAS

W 300	NAME OF INDIVIDUAL <i>White, Walter</i>		E. D. <i>28</i>	SHEET <i>3</i>
COLOR <i>B</i>	AGE <i>8</i>	BIRTHPLACE	VOL. <i>66</i>	
COUNTY <i>Harris</i>	CITY <i>Houston</i>			
ENUMERATED WITH <i>White, Annie</i>				
RELATIONSHIP TO ABOVE				
<input type="checkbox"/> SON	<input checked="" type="checkbox"/> NEPHEW	<input type="checkbox"/> STEPSON		
<input type="checkbox"/> DAUGHTER	<input type="checkbox"/> NIECE	<input type="checkbox"/> STEPDAUGHTER		
<input type="checkbox"/> BROTHER	<input type="checkbox"/> FATHER-IN-LAW	<input type="checkbox"/> COUSIN		
<input type="checkbox"/> SISTER	<input type="checkbox"/> MOTHER-IN-LAW	<input type="checkbox"/> HIRED MAN		
<input type="checkbox"/> FATHER	<input type="checkbox"/> SON-IN-LAW	<input type="checkbox"/> ROOMER		
<input type="checkbox"/> MOTHER	<input type="checkbox"/> DAUGHTER-IN-LAW	<input type="checkbox"/> SERVANT		
<input type="checkbox"/> GRANDSON	<input type="checkbox"/> BROTHER-IN-LAW	<input type="checkbox"/> OTHER (<i>Specify</i>)		
<input type="checkbox"/> GRANDDAUGHTER	<input type="checkbox"/> SISTER-IN-LAW			
<input type="checkbox"/> GRANDCHILD	<input type="checkbox"/> ORPHAN			

FORM 10 637
1910 CENSUS INDEX - INDIVIDUAL

U S DEPARTMENT OF COMMERCE
BUREAU OF THE CENSUS

TEXAS

W 300		NAME OF INDIVIDUAL Charles Walker		E.D. 812	SHEET 121
COLOR W	AGE 1	BIRTHPLACE		VOL. 102	
COUNTY Milam			CITY		
ENUMERATED WITH Robert Walker					
RELATIONSHIP TO ABOVE					
<input type="checkbox"/> SON	<input type="checkbox"/> NEPHEW	<input type="checkbox"/> STEPSON			
<input type="checkbox"/> DAUGHTER	<input type="checkbox"/> NIECE	<input type="checkbox"/> STEPDAUGHTER			
<input type="checkbox"/> BROTHER	<input type="checkbox"/> FATHER-IN-LAW	<input type="checkbox"/> COUSIN			
<input type="checkbox"/> SISTER	<input type="checkbox"/> MOTHER-IN-LAW	<input type="checkbox"/> HIRED MAN			
<input type="checkbox"/> FATHER	<input type="checkbox"/> SON-IN-LAW	<input type="checkbox"/> ROOMER			
<input type="checkbox"/> MOTHER	<input type="checkbox"/> DAUGHTER-IN-LAW	<input type="checkbox"/> SERVANT			
<input type="checkbox"/> GRANDSON	<input type="checkbox"/> BROTHER-IN-LAW	<input type="checkbox"/> OTHER (Specify)			
<input type="checkbox"/> GRANDDAUGHTER	<input type="checkbox"/> SISTER-IN-LAW				
<input type="checkbox"/> GRANDCHILD	<input type="checkbox"/> ORPHAN				

FORM 10 637
1910 CENSUS INDEX - INDIVIDUAL

U.S. DEPARTMENT OF COMMERCE
BUREAU OF THE CENSUS

TEXAS

W300	NAME OF INDIVIDUAL <i>White Walter</i>		E.O. 24	SHEET 17
COLOR <i>W</i>	AGE <i>19</i>	BIRTHPLACE <i>Ark.</i>	VOL. 21	
COUNTY <i>numbers</i>	CITY			
ENUMERATED WITH <i>Ashworth</i> <i>Aron</i>				
RELATIONSHIP TO ABOVE				
<input type="checkbox"/> SON	<input type="checkbox"/> NEPHEW	<input checked="" type="checkbox"/> STEPSON		
<input type="checkbox"/> DAUGHTER	<input type="checkbox"/> NIECE	<input type="checkbox"/> STEPDAUGHTER		
<input type="checkbox"/> BROTHER	<input type="checkbox"/> FATHER-IN-LAW	<input type="checkbox"/> COUSIN		
<input type="checkbox"/> SISTER	<input type="checkbox"/> MOTHER-IN-LAW	<input type="checkbox"/> HIRED MAN		
<input type="checkbox"/> FATHER	<input type="checkbox"/> SON-IN-LAW	<input type="checkbox"/> ROOMER		
<input type="checkbox"/> MOTHER	<input type="checkbox"/> DAUGHTER-IN-LAW	<input type="checkbox"/> SERVANT		
<input type="checkbox"/> GRANDSON	<input type="checkbox"/> BROTHER-IN-LAW	<input type="checkbox"/> OTHER (<i>Specify</i>)		
<input type="checkbox"/> GRANDDAUGHTER	<input type="checkbox"/> SISTER-IN-LAW			
<input type="checkbox"/> GRANDCHILD	<input type="checkbox"/> ORPHAN			

FORM 10-637
1910 CENSUS INDEX - INDIVIDUALU.S. DEPARTMENT OF COMMERCE
BUREAU OF THE CENSUS

TEXAS

10300		NAME OF INDIVIDUAL		E.D.		SHEET	
White		Master		26		16	
COLOR	AGE	BIRTHPLACE		VOL.			
W	19	Ark.		21			
COUNTY			CITY				
Chambers							
ENUMERATED WITH							
Thurston R. G.							
RELATIONSHIP TO ABOVE							
<input type="checkbox"/> SON	<input type="checkbox"/> NEPHEW	<input type="checkbox"/> STEPSON					
<input type="checkbox"/> DAUGHTER	<input type="checkbox"/> NIECE	<input type="checkbox"/> STEPDAUGHTER					
<input type="checkbox"/> BROTHER	<input type="checkbox"/> FATHER-IN-LAW	<input type="checkbox"/> COUSIN					
<input type="checkbox"/> SISTER	<input type="checkbox"/> MOTHER-IN-LAW	<input type="checkbox"/> HIRED MAN					
<input type="checkbox"/> FATHER	<input type="checkbox"/> SON-IN-LAW	<input type="checkbox"/> ROOMER					
<input type="checkbox"/> MOTHER	<input type="checkbox"/> DAUGHTER-IN-LAW	<input type="checkbox"/> SERVANT					
<input type="checkbox"/> GRANDSON	<input type="checkbox"/> BROTHER-IN-LAW	<input checked="" type="checkbox"/> OTHER (Specify)					
<input type="checkbox"/> GRANDDAUGHTER	<input type="checkbox"/> SISTER-IN-LAW	f a l					
<input type="checkbox"/> GRANDCHILD	<input type="checkbox"/> ORPHAN						

FORM 10-637
1910 CENSUS INDEX - INDIVIDUAL

U.S. DEPARTMENT OF COMMERCE
BUREAU OF THE CENSUS

TEXAS

6300		HEAD OF FAMILY		E.D.	SHEET
WOOD		WOOD, WALTER		183	72
COLOR	AGE	BIRTHPLACE		VOL.	
20	21			113 1	
COUNTY			CITY		
alo Pinto					
OTHER MEMBERS OF FAMILY					
NAME		RELATIONSHIP	AGE	BIRTHPLACE	
Walter		W	18		

FORM 10 638

1910 CENSUS INDEX - FAMILY

U.S. DEPARTMENT OF COMMERCE
BUREAU OF THE CENSUS

TEXAS

HEAD OF FAMILY <i>Wood Walter</i>			E. D. <i>122</i>	SHEET <i>145</i>
COLOR <i>W</i>	AGE <i>30</i>	BIRTHPLACE <i>Tenn.</i>	VOL. <i>117</i>	
COUNTY <i>Red River</i>		CITY		
OTHER MEMBERS OF FAMILY				
NAME		RELATION- SHIP	AGE	BIRTHPLACE
<i>Bessie</i>		<i>W</i>	<i>29</i>	
<i>Urgil</i>		<i>S</i>	<i>8</i>	
<i>Alvin</i>		<i>S</i>	<i>11</i>	

FORM 10-636
1910 CENSUS INDEX - FAMILY

U. S. DEPARTMENT OF COMMERCE
BUREAU OF THE CENSUS

TEXAS

W300	NAME OF INDIVIDUAL <i>White, Walter</i>		E.D. <i>88-112</i>	SHEET
COLOR <i>B</i>	AGE <i>72</i>	BIRTHPLACE	VOL. <i>136</i>	
COUNTY		CITY		
ENUMERATED WITH <i>Tom</i>				
RELATIONSHIP TO ABOVE <i>Shelby, Tom</i>				
<input type="checkbox"/> SON	<input type="checkbox"/> NEPHEW	<input type="checkbox"/> STEPSON		
<input type="checkbox"/> DAUGHTER	<input type="checkbox"/> NIECE	<input type="checkbox"/> STEPDAUGHTER		
<input type="checkbox"/> BROTHER	<input type="checkbox"/> FATHER-IN-LAW	<input type="checkbox"/> COUSIN		
<input type="checkbox"/> SISTER	<input type="checkbox"/> MOTHER-IN-LAW	<input type="checkbox"/> HIRED MAN		
<input type="checkbox"/> FATHER	<input type="checkbox"/> SON-IN-LAW	<input type="checkbox"/> ROOMER		
<input type="checkbox"/> MOTHER	<input type="checkbox"/> DAUGHTER-IN-LAW	<input type="checkbox"/> SERVANT		
<input type="checkbox"/> GRANDSON	<input type="checkbox"/> BROTHER-IN-LAW	<input type="checkbox"/> OTHER (<i>Specify</i>)		
<input type="checkbox"/> GRANDDAUGHTER	<input type="checkbox"/> SISTER-IN-LAW			
<input type="checkbox"/> GRANDCHILD	<input type="checkbox"/> ORPHAN			

FSIRM 10 937
1910 CENSUS INDEX - INDIVIDUAL

U S DEPARTMENT OF COMMERCE
BUREAU OF THE CENSUS

W300		NAME OF INDIVIDUAL <i>White Walter</i>		TEXAS	
COLOR <i>W</i>	AGE <i>20</i>	BIRTHPLACE		E.D. <i>72</i>	SHEET <i>296</i>
COUNTY <i>Travis</i>		CITY <i>Austin</i>		VOL. <i>137</i>	
ENUMERATED WITH		<i>Mark Ed</i>		<i>5</i>	
RELATIONSHIP TO ABOVE					
<input type="checkbox"/> SON <input type="checkbox"/> DAUGHTER <input type="checkbox"/> BROTHER <input type="checkbox"/> SISTER <input type="checkbox"/> FATHER <input type="checkbox"/> MOTHER <input type="checkbox"/> GRANDSON <input type="checkbox"/> GRANDDAUGHTER <input type="checkbox"/> GRANDCHILD		<input type="checkbox"/> NEPHEW <input type="checkbox"/> NIECE <input type="checkbox"/> FATHER-IN-LAW <input type="checkbox"/> MOTHER-IN-LAW <input type="checkbox"/> SON-IN-LAW <input type="checkbox"/> DAUGHTER-IN-LAW <input type="checkbox"/> BROTHER-IN-LAW <input type="checkbox"/> SISTER-IN-LAW <input type="checkbox"/> ORPHAN		<input type="checkbox"/> STEPSON <input type="checkbox"/> STEPDAUGHTER <input type="checkbox"/> COUSIN <input type="checkbox"/> HIRED MAN <input checked="" type="checkbox"/> ROOMER <input type="checkbox"/> SERVANT <input type="checkbox"/> OTHER (Specify)	

FORM 10-637
1910 CENSUS INDEX - INDIVIDUAL

U.S. DEPARTMENT OF COMMERCE
BUREAU OF THE CENSUS

TEXAS

W300	NAME OF INDIVIDUAL <i>Nood Walter</i>		E.D. 65-	SHEET 189
COLOR W	AGE 38	BIRTHPLACE.	VOL. 136	
COUNTY <i>Travis</i>		CITY <i>Austin</i>		
ENUMERATED WITH <i>Brooks George A</i>				
RELATIONSHIP TO ABOVE				
<input type="checkbox"/> SON	<input type="checkbox"/> NEPHEW	<input type="checkbox"/> STEPSON		
<input type="checkbox"/> DAUGHTER	<input type="checkbox"/> NIECE	<input type="checkbox"/> STEPDAUGHTER		
<input type="checkbox"/> BROTHER	<input type="checkbox"/> FATHER-IN-LAW	<input type="checkbox"/> COUSIN		
<input type="checkbox"/> SISTER	<input type="checkbox"/> MOTHER-IN-LAW	<input type="checkbox"/> HIRED MAN		
<input type="checkbox"/> FATHER	<input type="checkbox"/> SON-IN-LAW	<input checked="" type="checkbox"/> POWER		
<input checked="" type="checkbox"/> MOTHER	<input type="checkbox"/> DAUGHTER-IN-LAW	<input type="checkbox"/> SERVANT		
<input type="checkbox"/> GRANDSON	<input type="checkbox"/> BROTHER-IN-LAW	<input type="checkbox"/> OTHER (Specify)		
<input type="checkbox"/> GRANDDAUGHTER	<input type="checkbox"/> SISTER-IN-LAW			
<input type="checkbox"/> GRANDCHILD	<input type="checkbox"/> ORPHAN			

FORM 10 637

1910 CENSUS INDEX - INDIVIDUAL

U.S. DEPARTMENT OF COMMERCE
BUREAU OF THE CENSUS

TEXAS

114 300		HEAD OF FAMILY		E.O.	SHEET
White		Walter Mrs.		281	208
COLOR	AGE	BIRTHPLACE		VOL.	
W.	36			132	
COUNTY			CITY		
Tom Green			San Angelo		
OTHER MEMBERS OF FAMILY					
NAME		RELATIONSHIP	AGE	BIRTHPLACE	
Walter		Husband	39	Texas	
Willie		S	13		
+ 8 R.					

FORM 10 636
1910 CENSUS INDEX - FAMILY

U S DEPARTMENT OF COMMERCE
BUREAU OF THE CENSUS

TEXAS

W300		NAME OF INDIVIDUAL White Walter		E.D. 56	SHEET 23
COLOR B	AGE 8/12	BIRTHPLACE		VOL. 61	
COUNTY Fayette		CITY			
ENUMERATED WITH Mc Cullough, Henry					
RELATIONSHIP TO ABOVE					
<input type="checkbox"/> SON	<input type="checkbox"/> NEPHEW	<input type="checkbox"/> STEPSON			
<input type="checkbox"/> DAUGHTER	<input type="checkbox"/> NIECE	<input type="checkbox"/> STEPDAUGHTER			
<input type="checkbox"/> BROTHER	<input type="checkbox"/> FATHER-IN-LAW	<input type="checkbox"/> COUSIN			
<input type="checkbox"/> SISTER	<input type="checkbox"/> MOTHER-IN-LAW	<input type="checkbox"/> HIRED MAN			
<input type="checkbox"/> FATHER	<input type="checkbox"/> SON-IN-LAW	<input type="checkbox"/> ROOMER			
<input type="checkbox"/> MOTHER	<input type="checkbox"/> DAUGHTER-IN-LAW	<input type="checkbox"/> SERVANT			
<input checked="" type="checkbox"/> GRANDSON	<input type="checkbox"/> BROTHER-IN-LAW	<input type="checkbox"/> OTHER (Specify)			
<input type="checkbox"/> GRANDDAUGHTER	<input type="checkbox"/> SISTER-IN-LAW				
<input type="checkbox"/> GRANDCHILD	<input type="checkbox"/> ORPHAN				

FORM 10-637
1910 CENSUS INDEX - INDIVIDUAL

U.S. DEPARTMENT OF COMMERCE
BUREAU OF THE CENSUS

TEXAS

W 300	HEAD OF FAMILY White - Walter		E.D. 36	SHEET 70
COLOR W	AGE 32	BIRTHPLACE		VOL. 42
COUNTY Dimmit		CITY		
OTHER MEMBERS OF FAMILY				
	NAME	RELATION- SHIP	AGE	BIRTHPLACE
	Lola	W	25	
	James	S	6	
	Vera	D	4	
	Walter	D	3	
	Vera L	D	6 12	

FORM 10 636
1910 CENSUS INDEX - FAMILY

U. S. DEPARTMENT OF COMMERCE
BUREAU OF THE CENSUS

TEXAS

Waco		HEAD OF FAMILY		Wood Walter		E.O.	SHEET
COLOR	W	AGE	40	BIRTHPLACE	Miss	VOL.	46
COUNTY	Ellis			CITY			
OTHER MEMBERS OF FAMILY							
NAME		RELATIONSHIP	AGE	BIRTHPLACE			
Trampier A.		W	32	Miss			
Inez		D	16				
Leroy		S	13				
Vernice B		S	11				
Otto		S	6				
Odell		S	4				
Charles C.		S	2				

FORM 10-636

1910 CENSUS INDEX - FAMILY

U.S. DEPARTMENT OF COMMERCE
BUREAU OF THE CENSUS

TEXAS

W300	HEAD OF FAMILY Wyatt, Walter		E.D. 44	SHEET 137
COLOR W	AGE 31	BIRTHPLACE Ala.	VOL. 41	
COUNTY	Eastland	CITY		
OTHER MEMBERS OF FAMILY				
	NAME	RELATIONSHIP	AGE	BIRTHPLACE
	Lula E.	W	32	
	Lydia T.	W	11	
	Georgia R.	W	9	
	Cecilia M.	S.	5	
	Louis C.	W	3 1/2	

FORM 10 636
1910 CENSUS INDEX - FAMILY

U. S. DEPARTMENT OF COMMERCE
BUREAU OF THE CENSUS

TEXAS

W 300		NAME OF INDIVIDUAL Wade Walter		E.D. 128	SHEET 122
COLOR W	AGE 32	BIRTHPLACE		VOL. 130	
COUNTY Tarrant			CITY Fort Worth		
ENUMERATED WITH Wade Hardy					
RELATIONSHIP TO ABOVE					
<input type="checkbox"/> SON	<input type="checkbox"/> NEPHEW	<input type="checkbox"/> STEPSON			
<input type="checkbox"/> DAUGHTER	<input type="checkbox"/> NIECE	<input type="checkbox"/> STEPDAUGHTER			
<input checked="" type="checkbox"/> BROTHER	<input type="checkbox"/> FATHER-IN-LAW	<input type="checkbox"/> COUSIN			
<input type="checkbox"/> SISTER	<input type="checkbox"/> MOTHER-IN-LAW	<input type="checkbox"/> HIRED MAN			
<input type="checkbox"/> FATHER	<input type="checkbox"/> SON-IN-LAW	<input type="checkbox"/> ROOMER			
<input type="checkbox"/> MOTHER	<input type="checkbox"/> DAUGHTER-IN-LAW	<input type="checkbox"/> SERVANT			
<input type="checkbox"/> GRANDSON	<input type="checkbox"/> BROTHER-IN-LAW	<input type="checkbox"/> OTHER (Specify)			
<input type="checkbox"/> GRANDDAUGHTER	<input type="checkbox"/> SISTER-IN-LAW				
<input type="checkbox"/> GRANDCHILD	<input type="checkbox"/> ORPHAN				

FORM 10 637
1910 CENSUS INDEX - INDIVIDUAL

U. S. DEPARTMENT OF COMMERCE
BUREAU OF THE CENSUS

HEAD OF FAMILY		AGE		BIRTHPLACE		D. ST.		COUNTY	
[Handwritten Name]		[Handwritten Age]		[Handwritten Birthplace]		[Handwritten D. St.]		[Handwritten County]	
NUMBER		CITY		STATE		ZIP		OTHER	
OTHER MEMBERS OF FAMILY									
NAME		RELATIONSHIP		AGE		SEX		BIRTHPLACE	
[Handwritten Name]		[Handwritten Relationship]		[Handwritten Age]		[Handwritten Sex]		[Handwritten Birthplace]	

FORM 10 636
 1910 CENSUS INDEX -- FAMILY

U S DEPARTMENT OF COMMERCE
 BUREAU OF THE CENSUS

TEXAS

W300		NAME OF INDIVIDUAL Wyatt Wallis		E.D. 243	SHEET 168
COLOR W	AGE 25	BIRTHPLACE		VOL. 142	
COUNTY Wilbarger		CITY			
ENUMERATED WITH		Crawford Thomas C			
RELATIONSHIP TO ABOVE					
<input type="checkbox"/> SON	<input type="checkbox"/> NEPHEW	<input type="checkbox"/> STEPSON			
<input type="checkbox"/> DAUGHTER	<input type="checkbox"/> NIECE	<input type="checkbox"/> STEFDAUGHTER			
<input type="checkbox"/> BROTHER	<input type="checkbox"/> FATHER-IN-LAW	<input type="checkbox"/> COUSIN			
<input type="checkbox"/> SISTER	<input type="checkbox"/> MOTHER-IN-LAW	<input type="checkbox"/> HIRED MAN			
<input type="checkbox"/> FATHER	<input checked="" type="checkbox"/> SON-IN-LAW	<input type="checkbox"/> ROOMER			
<input type="checkbox"/> MOTHER	<input type="checkbox"/> DAUGHTER-IN-LAW	<input type="checkbox"/> SERVANT			
<input type="checkbox"/> GRANDSON	<input type="checkbox"/> BROTHER-IN-LAW	<input type="checkbox"/> OTHER (Specify)			
<input type="checkbox"/> GRANDDAUGHTER	<input type="checkbox"/> SISTER-IN-LAW				
<input type="checkbox"/> GRANDCHILD	<input type="checkbox"/> ORPHAN				

FORM BC-627 (1-5-62)
FORMERLY 1-637U.S. DEPARTMENT OF COMMERCE
BUREAU OF THE CENSUS

1910 CENSUS INDEX - INDIVIDUAL

TEXAS

H 300		HEAD OF FAMILY White Waller		E.O. 137	SHEET 158
COLOR mw	AGE 24	BIRTHPLACE		VOL. 116	
COUNTY Rains			CITY		
OTHER MEMBERS OF FAMILY					
NAME		RELATIONSHIP	AGE	BIRTHPLACE	
Elizabeth		W	23	La	
Wilma m		D	2		

FORM 10 636
1910 CENSUS INDEX - FAMILY

U. S. DEPARTMENT OF COMMERCE
BUREAU OF THE CENSUS

TEXAS

W 300	HEAD OF FAMILY		Wood Wallace W	E.D.	50	SHEET	130
COLOR	W	AGE	63	BIRTHPLACE	Ky	VOL.	43
COUNTY	Fannin		CITY	Honey Grove			
OTHER MEMBERS OF FAMILY							
NAME			RELATIONSHIP	AGE	BIRTHPLACE		
Mary			W	51	Tenn		
Wendell			S	19			

FORM 10 636

1910 CENSUS INDEX - FAMILY

U. S. DEPARTMENT OF COMMERCE
BUREAU OF THE CENSUS

TEXAS

W 300	HEAD OF FAMILY Hood Wallace P		E.D. 50	SHEET 274
COLOR W	AGE 48	BIRTHPLACE Tenn	VOL. 53	
COUNTY Erla	CITY			
OTHER MEMBERS OF FAMILY				
NAME		RELATIONSHIP	AGE	BIRTHPLACE
Mary		w	43	Ky
Mattie		"	21	
Dorrie		"	17	
Clarence		s	11	
Blanche		"	9	
Claude		s	6	
and 10				

FORM 10 636
1910 CENSUS INDEX - FAMILY

U. S. DEPARTMENT OF COMMERCE
BUREAU OF THE CENSUS

TEXAS

W300		HEAD OF FAMILY		Hood - Wallace P.		E.D.	SHEET
COLOR	W	AGE	27	BIRTHPLACE	Ark.	34	12
COUNTY				Cass	CITY	22	
				Dwelling			
OTHER MEMBERS OF FAMILY							
NAME		RELATIONSHIP	AGE	BIRTHPLACE			
Maggie		W	30				
Nabel		D	9				
Zora		D	5				
Amanda		D	4				
Eva		D	2				
Charlie		S	7				
1 Bo							

FORM 10-636
1910 CENSUS INDEX - FAMILY

U. S. DEPARTMENT OF COMMERCE
BUREAU OF THE CENSUS

TEXAS

(D) 12302		HEAD OF FAMILY		E.D.	SHEET
COLOR	W	AGE	77	13	5
BIRTHPLACE			White Wallace M		
COUNTY			VOL.		
Cherokee			23		
CITY					
OTHER MEMBERS OF FAMILY					
NAME		RELATIONSHIP	AGE	BIRTHPLACE	
Satie T		W	30		
Billie B		D	10		
Jemma C		D	8		
Gulber B		S	5		
Mary Alice		D	5		
L B		S	4		
Nanme M		D	2		

FORM 10-636

1910 CENSUS INDEX - FAMILY

U.S. DEPARTMENT OF COMMERCE
BUREAU OF THE CENSUS

TEXAS

W300		HEAD OF FAMILY Wade Wallace L		E.D. 8	SHEET 3
COLOR W	AGE 25	BIRTHPLACE		VOL. 5	
COUNTY Bastrop			CITY		
OTHER MEMBERS OF FAMILY					
NAME		RELATION- SHIP	AGE	BIRTHPLACE	
1 Marie		W	20		
1 Lavin		D	4 1/2		
3/20					

FORM 10 636

1910 CENSUS INDEX - FAMILY

U. S. DEPARTMENT OF COMMERCE
BUREAU OF THE CENSUS

TEXAS

1-3		HEAD OF FAMILY		W. L. White, Wallace		E. P.	SHEET
COLOR	AGE	BIRTHPLACE		VOL.		762	83
101	34			141			
COUNTY				CITY			
Walker							
OTHER MEMBERS OF FAMILY							
NAME		RELATIONSHIP	AGE	BIRTHPLACE			
Sarah		W	39				
Marta		D	17				

FORM 10 636
1910 CENSUS INDEX - FAMILY

U. S. DEPARTMENT OF COMMERCE
BUREAU OF THE CENSUS

TEXAS

W300	HEAD OF FAMILY		Lizbiter, Wallace		E.D.	SHEET
COLOR	AGE	BIRTHPLACE		VOL.		
W	43	Tex.		59		
COUNTY			Gonzales		CITY	
OTHER MEMBERS OF FAMILY						
NAME		RELATIONSHIP	AGE	BIRTHPLACE		
Susie		W	35			
George		S	17			
Wallace Jr.		S	16			
Harold		S	14			
Julia		D	12			
Thomas		S	10			
Ruby		D	7			

FORM 16-636A
1910 CENSUS INDEX - INDIVIDUAL

U.S. DEPARTMENT OF COMMERCE
BUREAU OF THE CENSUS

TEXAS.

W300	HEAD OF FAMILY		E.O.	SHEET
	White, Wallace		88	294
COLOR	AGE	BIRTHPLACE	VOL.	
W	32	La	136	
COUNTY	CITY			
TRAVIS				
OTHER MEMBERS OF FAMILY				
NAME	RELATIONSHIP	AGE	BIRTHPLACE	
1 - Annie	W	38		
1 - Emma	L	11		

FORM 10 636
1910 CENSUS INDEX - FAMILY

U. S. DEPARTMENT OF COMMERCE
BUREAU OF THE CENSUS

TEXAS

1111		HEAD OF FAMILY		G. W. [unclear]		S.D.	SHEET
COLOR	W	AGE	31	BIRTHPLACE	Ill	36	82
COUNTY	Tarrant			CITY	Fort Worth		
OTHER MEMBERS OF FAMILY							
NAME		RELATIONSHIP	AGE	BIRTHPLACE			
G. W. [unclear]		Wife	23				
L. [unclear]		12	7				
T. [unclear]			20				
[unclear]			13				

FORM 10 638
1910 CENSUS INDEX - FAMILY

U S DEPARTMENT OF COMMERCE
BUREAU OF THE CENSUS

TEXAS

10-300		HEAD OF FAMILY		City, Mich. A.		E.D.	SHEET
COLOR	AGE	BIRTHPLACE				72	73
COUNTY	Galveston		CITY		Galveston		VOL. 52
OTHER MEMBERS OF FAMILY							
NAME		RELATIONSHIP	AGE	BIRTHPLACE			
Wife		Wife	57	Mich.			
Child		Child	18	Mich.			
Child		Child	13	Mich.			
Child		Child	5-9	Tex.			

FORM 10 636
 1910 CENSUS INDEX - FAMILY

U. S. DEPARTMENT OF COMMERCE
 BUREAU OF THE CENSUS

TEXAS

66-300	HEAD OF FAMILY <i>W. H. Walker</i>		E.D. 15	SHEET 4
COLOR <i>W</i>	AGE <i>29</i>	BIRTHPLACE <i>W. Va.</i>	VOL. <i>29</i>	
COUNTY <i>Comanche</i>	CITY			
OTHER MEMBERS OF FAMILY				
NAME		RELATIONSHIP	AGE	BIRTHPLACE
<i>J. David</i>		<i>W.</i>	<i>20</i>	
<i>J. Lloyd</i>		<i>W.</i>	<i>17</i>	
<i>Stacy Ann</i>		<i>S. 1</i>	<i>23</i>	

 FORM 10 630
 DEPT. OF COMMERCE
 1910 CENSUS INDEX - FAMILY

 U. S. DEPARTMENT OF COMMERCE
 BUREAU OF THE CENSUS

TEXAS

14300	HEAD OF FAMILY W. J. ...		E.D. 1411	SHEET 36
COLOR W	AGE 37	BIRTHPLACE I -	VOL. 169	
COUNTY JONES	CITY			
OTHER MEMBERS OF FAMILY				
NAME	RELATION- SHIP	AGE	BIRTHPLACE	
...	W	36		
...	D	18		
...	D	16		
...	D	12		
...	D	8		
...	D	6		
...	D	12		

FORM 10 636

1910 CENSUS INDEX - FAMILY

U S DEPARTMENT OF COMMERCE
BUREAU OF THE CENSUS

TEXAS

6300-		HEAD OF FAMILY		E.D.	SHEET
Ward, W. R. (handwritten)				35	176
COLOR	AGE	BIRTHPLACE		VOL.	
P. (handwritten)	41 (handwritten)			55	
COUNTY			CITY		
Galveston			Galveston		
OTHER MEMBERS OF FAMILY					
NAME		RELATIONSHIP	AGE	BIRTHPLACE	

FORM 10 636

1910 CENSUS INDEX - FAMILY

U. S. DEPARTMENT OF COMMERCE
BUREAU OF THE CENSUS

TEXAS

WISCONSIN		HEAD OF FAMILY		White Walker		E.D.	SHEET
COLOR	W	AGE	24	BIRTHPLACE		VOL.	66
COUNTY				Hamilton	CITY		
OTHER MEMBERS OF FAMILY							
NAME		RELATIONSHIP	AGE	BIRTHPLACE			
John		W	14	Wash.			
Esther		W	12				

FORM 10 636
 1910 CENSUS-INDEX - FAMILY

U. S. DEPARTMENT OF COMMERCE
 BUREAU OF THE CENSUS

TEXAS

W 300		HEAD OF FAMILY		Wood Walker		E.D.	SHEET
COLOR	AGE	BIRTHPLACE				163	41
	W	44					VOL.
COUNTY	Tarrant			CITY		131	1
OTHER MEMBERS OF FAMILY							
NAME		RELATIONSHIP	AGE	BIRTHPLACE			
1 Killa		W	41				
H H							

FORM 10 636
1910 CENSUS INDEX - FAMILY

U. S. DEPARTMENT OF COMMERCE
BUREAU OF THE CENSUS

TEXAS

40300	HEAD OF FAMILY		White. Watson	E.D.	SHEET
COLOR	AGE	BIRTHPLACE		29	273
w.	22			VOL. 54	
COUNTY	Freestona		CITY		
OTHER MEMBERS OF FAMILY					
NAME		RELATIONSHIP	AGE	BIRTHPLACE	
- Willie		w.	18		

FORM 10-636
1910 CENSUS INDEX - FAMILY

U. S. DEPARTMENT OF COMMERCE
BUREAU OF THE CENSUS

TEXAS

W 300	NAME OF INDIVIDUAL <i>White Waldo</i>		E.O. 40	SHEET 71.
COLOR B	AGE 2	BIRTHPLACE		VOL. 69
COUNTY	Harris		CITY	
ENUMERATED WITH <i>Carter Ella</i>				
RELATIONSHIP TO ABOVE				
<input type="checkbox"/> SON	<input checked="" type="checkbox"/> NEPHEW	<input type="checkbox"/> STEPSON		
<input type="checkbox"/> DAUGHTER	<input type="checkbox"/> NIECE	<input type="checkbox"/> STEPDAUGHTER		
<input type="checkbox"/> BROTHER	<input type="checkbox"/> FATHER-IN-LAW	<input type="checkbox"/> COUSIN		
<input type="checkbox"/> SISTER	<input type="checkbox"/> MOTHER-IN-LAW	<input type="checkbox"/> HIRED MAN		
<input type="checkbox"/> FATHER	<input type="checkbox"/> SON-IN-LAW	<input type="checkbox"/> ROOMER		
<input type="checkbox"/> MOTHER	<input type="checkbox"/> DAUGHTER-IN-LAW	<input type="checkbox"/> SERVANT		
<input type="checkbox"/> GRANDSON	<input type="checkbox"/> BROTHER-IN-LAW	<input type="checkbox"/> OTHER (<i>Specify</i>)		
<input type="checkbox"/> GRANDDAUGHTER	<input type="checkbox"/> SISTER-IN-LAW			
<input type="checkbox"/> GRANDCHILD	<input type="checkbox"/> ORPHAN			

FORM 10-637
1910 CENSUS INDEX - INDIVIDUAL

U.S. DEPARTMENT OF COMMERCE
BUREAU OF THE CENSUS

TEXAS

U300		NAME OF INDIVIDUAL - White, Waldine		E.O. 31	SHEET 16
COLOR W	AGE 7	BIRTHPLACE		VOL. 32	
COUNTY - Coryell			CITY		
ENUMERATED WITH - White, Wm.					
RELATIONSHIP TO ABOVE					
<input type="checkbox"/> SON	<input type="checkbox"/> NEPHEW	<input type="checkbox"/> STEPSON			
<input type="checkbox"/> DAUGHTER	<input type="checkbox"/> NIECE	<input type="checkbox"/> STEPDAUGHTER			
<input type="checkbox"/> BROTHER	<input type="checkbox"/> FATHER-IN-LAW	<input type="checkbox"/> COUSIN			
<input type="checkbox"/> SISTER	<input type="checkbox"/> MOTHER-IN-LAW	<input type="checkbox"/> HIRED MAN			
<input type="checkbox"/> FATHER	<input type="checkbox"/> SON-IN-LAW	<input type="checkbox"/> ROOMER			
<input type="checkbox"/> MOTHER	<input type="checkbox"/> DAUGHTER-IN-LAW	<input type="checkbox"/> SERVANT			
<input type="checkbox"/> GRANDSON	<input type="checkbox"/> BROTHER-IN-LAW	<input type="checkbox"/> OTHER (Specify)			
<input checked="" type="checkbox"/> GRANDDAUGHTER	<input type="checkbox"/> SISTER-IN-LAW				
<input type="checkbox"/> GRANDCHILD	<input type="checkbox"/> ORPHAN				

FORM 10 637

1910 CENSUS INDEX - INDIVIDUAL

U.S. DEPARTMENT OF COMMERCE
BUREAU OF THE CENSUS

TEXAS

1030		HEAD OF FAMILY		white white		E.O.	SHEET
COLOR	W	AGE	26	BIRTHPLACE		78	131
COUNTY	Van Zandt			CITY		VOL. 146	
OTHER MEMBERS OF FAMILY							
NAME		RELATIONSHIP	AGE	BIRTHPLACE			
/ Nettie		W	20				
/ Cora		S	12				

FORM 10 636

1910 CENSUS INDEX - FAMILY

U. S. DEPARTMENT OF COMMERCE
BUREAU OF THE CENSUS

TEXAS

1013		HEAD OF FAMILY		E.O.	SHEET
COLOR		AGE	BIRTHPLACE	VOL.	
COUNTY		CITY		45	
OTHER MEMBERS OF FAMILY					
NAME		RELATIONSHIP	AGE	BIRTHPLACE	
[Handwritten Name]		[Handwritten Relation]	[Handwritten Age]	[Handwritten Birthplace]	
[Handwritten Name]		[Handwritten Relation]	[Handwritten Age]	[Handwritten Birthplace]	

FORM 10 636

1910 CENSUS INDEX - FAMILY

U.S. DEPARTMENT OF COMMERCE
BUREAU OF THE CENSUS

TEXAS

10 500	HEAD OF FAMILY		Wade	E. D.	SHEET
COLOR	AGE	BIRTHPLACE		3	10
W	3-1	Tex		VOL.	2
COUNTY	Angeling		CITY		
OTHER MEMBERS OF FAMILY					
NAME		RELATIONSHIP	AGE	BIRTHPLACE	
Rosa L.		W	32		
Wiley		W	14		
Walter		W	12		
Brown		S	4		
Lester		W	12		

FORM 10 636
1910 CENSUS INDEX - FAMILY

U. S. DEPARTMENT OF COMMERCE
BUREAU OF THE CENSUS

4300		NAME OF INDIVIDUAL		TEXAS	
COLOR	White	AGE	Wade	E.D.	SHEET
W	20	BIRTHPLACE	MO	114	257
COUNTY	Van Zandt	CITY		VOL.	140
ENUMERATED WITH					
White Hicks					
RELATIONSHIP TO ABOVE					
<input type="checkbox"/> SON	<input type="checkbox"/> NEPHEW	<input type="checkbox"/> STEPSON			
<input type="checkbox"/> DAUGHTER	<input type="checkbox"/> NIECE	<input type="checkbox"/> STEPDAUGHTER			
<input checked="" type="checkbox"/> MOTHER	<input type="checkbox"/> FATHER-IN-LAW	<input type="checkbox"/> COUSIN			
<input type="checkbox"/> SISTER	<input type="checkbox"/> MOTHER-IN-LAW	<input type="checkbox"/> HIRED MAN			
<input type="checkbox"/> FATHER	<input type="checkbox"/> SON-IN-LAW	<input type="checkbox"/> ROOMER			
<input type="checkbox"/> MOTHER	<input type="checkbox"/> DAUGHTER-IN-LAW	<input type="checkbox"/> SERVANT			
<input type="checkbox"/> GRANDSON	<input type="checkbox"/> BROTHER-IN-LAW	<input type="checkbox"/> OTHER (Specify)			
<input type="checkbox"/> GRANDDAUGHTER	<input type="checkbox"/> SISTER-IN-LAW				
<input type="checkbox"/> GRANDCHILD	<input type="checkbox"/> MARRIAGE				

FORM BC 27 (REVISED)
MAY 1902

1910 CENSUS INDEX: INDIVIDUAL

U.S. DEPARTMENT OF COMMERCE
BUREAU OF THE CENSUS

TEXAS

W300		NAME OF INDIVIDUAL W. White, W. William		E.D. 196	SHEET 197
COLOR W	AGE 30	BIRTHPLACE		VOL. 112	
COUNTY Potter	CITY Amarillo				
ENUMERATED WITH Nathan, William A.					
RELATIONSHIP TO ABOVE					
<input type="checkbox"/> SON	<input type="checkbox"/> NEPHEW	<input type="checkbox"/> STEPSON			
<input type="checkbox"/> DAUGHTER	<input type="checkbox"/> NIECE	<input type="checkbox"/> STEPDAUGHTER			
<input type="checkbox"/> BROTHER	<input type="checkbox"/> FATHER-IN-LAW	<input type="checkbox"/> COUSIN			
<input type="checkbox"/> SISTER	<input type="checkbox"/> MOTHER-IN-LAW	<input type="checkbox"/> HIRED MAN			
<input type="checkbox"/> FATHER	<input type="checkbox"/> SON-IN-LAW	<input checked="" type="checkbox"/> ROOMER			
<input type="checkbox"/> MOTHER	<input type="checkbox"/> DAUGHTER-IN-LAW	<input type="checkbox"/> SERVANT			
<input type="checkbox"/> GRANDSON	<input type="checkbox"/> BROTHER-IN-LAW	<input type="checkbox"/> OTHER (Specify)			
<input type="checkbox"/> GRANDDAUGHTER	<input type="checkbox"/> SISTER-IN-LAW				
<input type="checkbox"/> GRANDCHILD	<input type="checkbox"/> ORPHAN				

FORM 10-637

1910 CENSUS INDEX - INDIVIDUAL

U. S. DEPARTMENT OF COMMERCE
BUREAU OF THE CENSUS

TEXAS

W-300	HEAD OF FAMILY White (W.W)		E.O. 203	SHEET 3
COLOR W	AGE 49	BIRTHPLACE	VOL. 23	
COUNTY Cherokee	CITY			
OTHER MEMBERS OF FAMILY				
NAME		RELATIONSHIP	AGE	BIRTHPLACE
Adeline		W	45	-
Mary K		D	15	-
Kate T		D	14	-
Liondelle		D	12	-
Jewell		S	8	-
Coleman		S	7	-

TEXAS

13-3080	HEAD OF FAMILY		White W.W.	E.D.	SHEET
COLOR	AGE	BIRTHPLACE		32	59
W	34	Mo		VOL.	65
COUNTY	Hardeman		CITY		
OTHER MEMBERS OF FAMILY					
NAME		RELATIONSHIP	AGE	BIRTHPLACE	
Alice		W	34	Ala	
Ruby		D	8		

FORM 10 636
1910 CENSUS INDEX - FAMILY

U.S. DEPARTMENT OF COMMERCE
BUREAU OF THE CENSUS

TEXAS

U 300	HEAD OF FAMILY		E.D.	SHEET
COLOR	AGE	BIRTHPLACE	148	18
W	60	Calif	VOL.	88
COUNTY	Kimbela		CITY	
OTHER MEMBERS OF FAMILY				
NAME		RELATIONSHIP	AGE	BIRTHPLACE
Lillian		W	47	
Andrew		S	30	
Henry		S	21	
Alfred		S	18	
Tracy		D	17	
Frank		D	14	
Alvin		S	12	

FORM 10 636
1910 CENSUS INDEX - FAMILY

U S DEPARTMENT OF COMMERCE
BUREAU OF THE CENSUS

TEXAS

1500 W. W. W. W.		NAME OF INDIVIDUAL		E.D.	SHEET
COLOR w.	AGE 38	BIRTHPLACE		216	6
COUNTY Bee			CITY Beaville		
ENUMERATED WITH Walker N. B.					
RELATIONSHIP TO ABOVE					
<input type="checkbox"/> SON	<input type="checkbox"/> NEPHEW	<input type="checkbox"/> STEPSON			
<input type="checkbox"/> DAUGHTER	<input type="checkbox"/> NIECE	<input type="checkbox"/> STEPDAUGHTER			
<input type="checkbox"/> BROTHER	<input type="checkbox"/> FATHER-IN-LAW	<input type="checkbox"/> COUSIN			
<input type="checkbox"/> SISTER	<input type="checkbox"/> MOTHER-IN-LAW	<input type="checkbox"/> HIRED MAN			
<input type="checkbox"/> FATHER	<input type="checkbox"/> SON-IN-LAW	<input checked="" type="checkbox"/> ROOMER			
<input type="checkbox"/> MOTHER	<input type="checkbox"/> DAUGHTER-IN-LAW	<input type="checkbox"/> SERVANT			
<input type="checkbox"/> GRANDSON	<input type="checkbox"/> BROTHER-IN-LAW	<input type="checkbox"/> OTHER (Specify)			
<input type="checkbox"/> GRANDDAUGHTER	<input type="checkbox"/> SISTER-IN-LAW				
<input type="checkbox"/> GRANDCHILD	<input type="checkbox"/> ORPHAN				

FORM 10-637
1910 CENSUS INDEX - INDIVIDUAL

U. S. DEPARTMENT OF COMMERCE
BUREAU OF THE CENSUS

10300		NAME OF INDIVIDUAL <i>White</i>		TEXAS	
COLOR <i>W</i>	AGE <i>45</i>	BIRTHPLACE <i>Va</i>		E.D. <i>70</i>	SHEET <i>4</i>
COUNTY <i>Bexar</i>		CITY		VOL. <i>12</i>	
ENUMERATED WITH <i>Rodriguez Guadalupe</i>					
RELATIONSHIP TO ABOVE					
<input type="checkbox"/> SON	<input type="checkbox"/> NEPHEW	<input type="checkbox"/> STEPSON			
<input type="checkbox"/> DAUGHTER	<input type="checkbox"/> NIECE	<input type="checkbox"/> STEPDAUGHTER			
<input type="checkbox"/> BROTHER	<input type="checkbox"/> FATHER-IN-LAW	<input type="checkbox"/> COUSIN			
<input type="checkbox"/> SISTER	<input type="checkbox"/> MOTHER-IN-LAW	<input type="checkbox"/> HIRED MAN			
<input type="checkbox"/> FATHER	<input type="checkbox"/> SON-IN-LAW	<input checked="" type="checkbox"/> ROOMER			
<input type="checkbox"/> MOTHER	<input type="checkbox"/> DAUGHTER-IN-LAW	<input type="checkbox"/> SERVANT			
<input type="checkbox"/> GRANDSON	<input type="checkbox"/> BROTHER-IN-LAW	<input type="checkbox"/> OTHER (Specify)			
<input type="checkbox"/> GRANDDAUGHTER	<input type="checkbox"/> SISTER-IN-LAW				
<input type="checkbox"/> GRANDCHILD	<input type="checkbox"/> ORPHAN				

FORM 10-637
1910 CENSUS INDEX - INDIVIDUAL

U.S. DEPARTMENT OF COMMERCE
BUREAU OF THE CENSUS

TEXAS

W 300	HEAD OF FAMILY Wood W W		E.D. 84	SHEET 54
COLOR W	AGE 28	BIRTHPLACE	VOL 90	
COUNTY Lamar	CITY Paris			
OTHER MEMBERS OF FAMILY				
NAME		RELATION- SHIP	AGE	BIRTHPLACE
Anna		W	26	
Richard		S	4	
Clara W		A	1	

FORM 10 030
1910 CENSUS INDEX - FAMILYU S DEPARTMENT OF COMMERCE
BUREAU OF THE CENSUS

TEXAS

W 300		HEAD OF FAMILY		White, Wm.		S. D.	SHEET
COLOR	W	AGE	42	BIRTHPLACE	Ala	152	93
COUNTY				CITY		VOL.	75
Hill OTHER MEMBERS OF FAMILY							
NAME		RELATIONSHIP	AGE	BIRTHPLACE			
Lucy		W	30	Ala			
Mollie		D	14				
Luther		S	3				
Tommy		S	1				

FORM 10 636
1910 CENSUS INDEX - FAMILY

U. S. DEPARTMENT OF COMMERCE
BUREAU OF THE CENSUS

TEXAS

6300		HEAD OF FAMILY		Wick W W		E.D.	SHEET
COLOR	W	AGE	37	BIRTHPLACE	Ma	111	340
COUNTY	McLennan			CITY		VOL.	99
OTHER MEMBERS OF FAMILY							
NAME		RELATIONSHIP	AGE	BIRTHPLACE			
Ella		W	34	Arka			
Edward		S	11				
Bertha Hattie		Sis	14				

FORM 10-636
1910 CENSUS INDEX - FAMILY

U. S. DEPARTMENT OF COMMERCE
BUREAU OF THE CENSUS

TEXAS

W-300		HEAD OF FAMILY		Wade, W. W.		E.O.	SHEET
COLOR	W	AGE	43	BIRTHPLACE	Miss	VOL.	121
COUNTY	Rusk			CITY			
OTHER MEMBERS OF FAMILY							
NAME		RELATIONSHIP	AGE	BIRTHPLACE			
Iida		W	39				
Milton W		S	19				
Ira W		S	18				
Cloddie		D	14				
Opal		D	12				
M ^c E. Livsey, Jessie		SD	13				
Charlie		SS	11				

FORM 10-636A
1910 CENSUS INDEX - INDIVIDUAL

U.S. DEPARTMENT OF COMMERCE
BUREAU OF THE CENSUS

TEXAS

HEAD OF FAMILY			E.D.	SHEET
COLOR	AGE	BIRTHPLACE	17	133
COUNTY	Parker		CITY	VOL. 112
OTHER MEMBERS OF FAMILY				
NAME	RELATIONSHIP	AGE	BIRTHPLACE	
J. C.	Wife	61	Texas	
Ed	Son	21		

FORM 10 636

1910 CENSUS INDEX - FAMILY

U S DEPARTMENT OF COMMERCE
BUREAU OF THE CENSUS

TEXAS

HEAD OF FAMILY		Wood W W		E.D.	SHEET
COLOR	W	AGE	45	32	56
BIRTHPLACE			VOL. 135		
COUNTY	Titus			CITY	
OTHER MEMBERS OF FAMILY					
NAME		RELATIONSHIP	AGE	BIRTHPLACE	
Malissa		M	67	Ga.	
Ladona		S.	42		
Minnie C.		S.	38		
Summushin East		N	16		
Josephine		N.	14		
Ruth		N.	13		
Jesse		N.	11		

FORM 10 636
1910 CENSUS INDEX - FAMILY

U S DEPARTMENT OF COMMERCE
BUREAU OF THE CENSUS

TEXAS

W B W		HEAD OF FAMILY		E. D.	SHEET
COLOR	AGE	BIRTHPLACE		VOL.	
COUNTY	Hunt		CITY		
OTHER MEMBERS OF FAMILY					
NAME		RELATIONSHIP	AGE	BIRTHPLACE	

FORM 10 636
 1910 CENSUS INDEX - FAMILY

U. S. DEPARTMENT OF COMMERCE
 BUREAU OF THE CENSUS

TEXAS

W300	HEAD OF FAMILY Kryatt 24 J		E.D. 21	SHEET 10
COLOR W	AGE 49	BIRTHPLACE-- Iowa	VOL. 27	
COUNTY Collin	CITY			
OTHER MEMBERS OF FAMILY				
NAME		RELATION- SHIP	AGE	BIRTHPLACE
Annie		W	39	Iowa
Pineas		S	13	Tex
- Jay		D	6	

FORM 10-636
1910 CENSUS INDEX - FAMILY

U. S. DEPARTMENT OF COMMERCE
BUREAU OF THE CENSUS

TEXAS

W 300		HEAD OF FAMILY Wade W.T.		E.D. 23	SHEET 426
COLOR W	AGE 54	BIRTHPLACE		VOL. 53	
COUNTY Fort Bend			CITY		
OTHER MEMBERS OF FAMILY					
NAME		RELATIONSHIP	AGE	BIRTHPLACE	
Calkie		Wife	39		
B.H.		S	13		
H.L.					
I.H.M.					

FORM 10-636
1910 CENSUS INDEX - FAMILY

U.S. DEPARTMENT OF COMMERCE
BUREAU OF THE CENSUS

TEXAS

W300	HEAD OF FAMILY Watt		W. T.	E. D. 82	SHEET 26
COLOR W	AGE 69	BIRTHPLACE N. C.		VOL. 907	
COUNTY McLennan			CITY Waco		
OTHER MEMBERS OF FAMILY					
NAME		RELATIONSHIP	AGE	BIRTHPLACE	
Crosby O. H.		52	46	Ala.	
Mary		D	34		
Watt, Char		S	32		
3 S.					

FORM 10-638

1910 CENSUS INDEX - FAMILY

U. S. DEPARTMENT OF COMMERCE
BUREAU OF THE CENSUS

TEXAS

26500		HEAD OF FAMILY		W. G.		E.D.	SHEET
WOOD		46		BIRTHPLACE		VOL.	120
COUNTY				Runnels		CITY	
OTHER MEMBERS OF FAMILY							
NAME		RELATIONSHIP		AGE		BIRTHPLACE	
R. E.		2		41			
W. C.		1		21			

FORM 10 636
1910 CENSUS INDEX - FAMILY

U. S. DEPARTMENT OF COMMERCE
BUREAU OF THE CENSUS

TEXAS

W300	HEAD OF FAMILY Timothy W T		E.D. 100	SHEET 305
COLOR W	AGE 40	BIRTHPLACE Tenn	VOL. 41	
COUNTY Lamar		CITY		
OTHER MEMBERS OF FAMILY				
NAME	RELATIONSHIP	AGE	BIRTHPLACE	
S	W	32	Tenn	
Gladys	D	8		
E. L. W.	S	6		
Home	S	4		

FORM 10 636

1910 CENSUS INDEX - FAMILY

U. S. DEPARTMENT OF COMMERCE
BUREAU OF THE CENSUS

TEXAS

HEAD OF FAMILY		E.D.	SHEET
W. H. Green		211	141
COLOR	AGE	BIRTHPLACE	VOL.
W	25		135
COUNTY	CITY		
	Young		
OTHER MEMBERS OF FAMILY			
NAME		RELATIONSHIP	BIRTHPLACE
W. H. Green		6	27
M. H. Green		S	6
L. Green		S	2

FORM 10-636
1910 CENSUS INDEX - FAMILY

U. S. DEPARTMENT OF COMMERCE
BUREAU OF THE CENSUS

TEXAS

1030	HEAD OF FAMILY L. White L. S.		E.D. 165-3	SHEET 3
COLOR W	AGE 34	BIRTHPLACE	VOL. 141	
COUNTY Walker		CITY		
OTHER MEMBERS OF FAMILY				
NAME		RELATION- SHIP	AGE	BIRTHPLACE
1 - Emma E.		2	18	

FORM 10-030
1910 CENSUS INDEX - FAMILY

U. S. DEPARTMENT OF COMMERCE
BUREAU OF THE CENSUS

TEXAS

44300		HEAD OF FAMILY		E.D.	SHEET
W		AGE	BIRTHPLACE	94	380
Navarro		43	Wood, W. A.	VOL.	108
COUNTY			CITY		
OTHER MEMBERS OF FAMILY					
NAME		RELATIONSHIP	AGE	BIRTHPLACE	
1 Martha		137	28	Ky.	

FORM 10-636

1910 CENSUS INDEX - FAMILY

U. S. DEPARTMENT OF COMMERCE
BUREAU OF THE CENSUS

TEXAS

W 300		NAME OF INDIVIDUAL <i>White W D</i>		E.D. 108	SHEET 119
COLOR <i>W</i>	AGE <i>30</i>	BIRTHPLACE		VOL. <i>118</i>	
COUNTY <i>Robertson</i>			CITY <i>Hearne</i>		
ENUMERATED WITH <i>White Orphan</i>					
RELATIONSHIP TO ABOVE					
<input type="checkbox"/> SON	<input checked="" type="checkbox"/> NEPHEW	<input type="checkbox"/> STEPSON			
<input type="checkbox"/> DAUGHTER	<input type="checkbox"/> NIECE	<input type="checkbox"/> STEPDAUGHTER			
<input type="checkbox"/> BROTHER	<input type="checkbox"/> FATHER-IN-LAW	<input type="checkbox"/> COUSIN			
<input type="checkbox"/> SISTER	<input type="checkbox"/> MOTHER-IN-LAW	<input type="checkbox"/> HIRED MAN			
<input type="checkbox"/> FATHER	<input type="checkbox"/> SON-IN-LAW	<input type="checkbox"/> ROOMER			
<input type="checkbox"/> MOTHER	<input type="checkbox"/> DAUGHTER-IN-LAW	<input type="checkbox"/> SERVANT			
<input type="checkbox"/> GRANDSON	<input type="checkbox"/> BROTHER-IN-LAW	<input type="checkbox"/> OTHER (Specify)			
<input type="checkbox"/> GRANDDAUGHTER	<input type="checkbox"/> SISTER-IN-LAW				
<input type="checkbox"/> GRANDCHILD	<input type="checkbox"/> ORPHAN				

FORM 10-637
1910 CENSUS INDEX - INDIVIDUAL

U. S. DEPARTMENT OF COMMERCE
BUREAU OF THE CENSUS

TEXAS

1000	HEAD OF FAMILY <i>White W A</i>		E.D. 132	SHEET 50
COLOR <i>W</i>	AGE <i>47</i>	BIRTHPLACE <i>Ala</i>	VOL. 135	
COUNTY <i>Titus</i>		CITY		
OTHER MEMBERS OF FAMILY				
NAME		RELATIONSHIP	AGE	BIRTHPLACE
<i>Sarah E</i>		<i>W</i>	<i>51</i>	<i>Ala</i>
<i>William</i>		<i>S</i>	<i>12</i>	<i>Ala</i>

FORM 10 636
1910 CENSUS INDEX - FAMILY

U. S. DEPARTMENT OF COMMERCE
BUREAU OF THE CENSUS

TEXAS

6500	HEAD OF FAMILY		White W. S.	E.D.	57	SHEET	420
COLOR	W	AGE	35	BIRTHPLACE	La.	VOL	84
COUNTY	Johnson			CITY			
OTHER MEMBERS OF FAMILY							
NAME		RELATIONSHIP	AGE	BIRTHPLACE			
Mary		W	33)			
Larocde		S	2				
White E. Borg		B	28				

FORM 10-636
1910 CENSUS-INDEX - FAMILY

U. S. DEPARTMENT OF COMMERCE
BUREAU OF THE CENSUS

TEXAS

4. 3. 0	HEAD OF FAMILY		Wyatt W. B.	E.D.	SHEET
COLOR	AGE	BIRTHPLACE		121	273
	21	W. Va.		VOL.	127
COUNTY	CITY		Fort Worth		
OTHER MEMBERS OF FAMILY					
NAME		RELATIONSHIP	AGE	BIRTHPLACE	
/ Casey		W	65	Ala.	

FORM 10 636
1910 CENSUS INDEX - FAMILY

U. S. DEPARTMENT OF COMMERCE
BUREAU OF THE CENSUS

TEXAS

W 300	HEAD OF FAMILY		Whitt, M. R.	E.O.	SHEET
COLOR	AGE	BIRTHPLACE		VOL.	
W	42	Mo.		129	
COUNTY	Tarrant		CITY	Ft. Worth	
OTHER MEMBERS OF FAMILY					
	NAME	RELATIONSHIP	AGE	BIRTHPLACE	
	Minnie	W	37	Ky.	
	Delia	D	19	I	

FORM 10 636
1910 CENSUS INDEX - FAMILY

U. S. DEPARTMENT OF COMMERCE
BUREAU OF THE CENSUS

TEXAS

-W 3.00		HEAD OF FAMILY		W. R.		U.S.	SHEET
COLOR	W	AGE	38	BIRTHPLACE		60	29
COUNTY	Milam			CITY		VOL. 103	
OTHER MEMBERS OF FAMILY							
NAME		RELATIONSHIP	AGE	BIRTHPLACE			
Rose		W	32	A			
E. J.		D.	14				
J. Tom		S	11				
Alice		S	8				
E. J.		D.	6				
D. J.		D.	5				
J. J.		S	2				

FORM 10 636
1910 CENSUS INDEX - FAMILY

U. S. DEPARTMENT OF COMMERCE
BUREAU OF THE CENSUS

TEXAS

W 400		NAME OF INDIVIDUAL Wood W R		E.O. 29	SHEET 17
COLOR W	AGE 65	BIRTHPLACE La	VOL. 30		
COUNTY			CITY		
ENUMERATED WITH Concho Jeter John H.					
RELATIONSHIP TO ABOVE					
<input type="checkbox"/> SON	<input type="checkbox"/> NEPHEW	<input type="checkbox"/> STEPSON			
<input type="checkbox"/> DAUGHTER	<input type="checkbox"/> NIECE	<input type="checkbox"/> STEPDAUGHTER			
<input type="checkbox"/> BROTHER	<input checked="" type="checkbox"/> FATHER-IN-LAW	<input type="checkbox"/> COUSIN			
<input type="checkbox"/> SISTER	<input type="checkbox"/> MOTHER-IN-LAW	<input type="checkbox"/> HIRED MAN			
<input type="checkbox"/> FATHER	<input type="checkbox"/> SON-IN-LAW	<input type="checkbox"/> ROOMER			
<input type="checkbox"/> MOTHER	<input type="checkbox"/> DAUGHTER-IN-LAW	<input type="checkbox"/> SERVANT			
<input type="checkbox"/> GRANDSON	<input type="checkbox"/> BROTHER-IN-LAW	<input type="checkbox"/> OTHER (Specify)			
<input type="checkbox"/> GRANDDAUGHTER	<input type="checkbox"/> SISTER-IN-LAW				
<input type="checkbox"/> GRANDCHILD	<input type="checkbox"/> ORPHAN				

FORM 10-637
1910 CENSUS INDEX - INDIVIDUAL

U. S. DEPARTMENT OF COMMERCE
BUREAU OF THE CENSUS

TEXAS

HEAD OF FAMILY		W. J. W. L.		E.D.	SHEET
COLOR	AGE	BIRTHPLACE		VOL.	
W	33			181	73
COUNTY			CITY		
Val Verde					
OTHER MEMBERS OF FAMILY					
NAME		RELATIONSHIP	AGE	BIRTHPLACE	
W. J. W. L.		H	33		
Wanda Paul		W	30		
W. J. W. L.		W	30		
W. J. W. L.		S	4		
W. J. W. L.		S	1		

FORM 10 636

1910 CENSUS INDEX - FAMILY

U S DEPARTMENT OF COMMERCE
BUREAU OF THE CENSUS

TEXAS

11300	HEAD OF FAMILY Wood, W. Pierce		E.D. 138	SHEET 55
COLOR W	AGE 26	BIRTHPLACE		VOL. 119
COUNTY San Augustine		CITY San Augustine		
OTHER MEMBERS OF FAMILY				
NAME		RELATION- SHIP	AGE	BIRTHPLACE
W. J. Kelly		W	22	
M. J. Kelly		S	2	
W. J. Kelly				

FORM 10 636

1910 CENSUS INDEX - FAMILY

U. S. DEPARTMENT OF COMMERCE
BUREAU OF THE CENSUS

TEXAS

W300	HEAD OF FAMILY White W P		E.D. 48	SHEET 219
COLOR W	AGE 42	BIRTHPLACE	VOL. 41	
COUNTY Lastland		CITY Crown		
OTHER MEMBERS OF FAMILY				
	NAME	RELATIONSHIP	AGE	BIRTHPLACE
	Sarah	W	31	
	Luis	D	17	
	Edgar	S	19	
	Lillie	D	15	
	Oscar	S	13	
	Jesse	S	8	
	Otis	S	7	

FORM 10-536A
1910 CENSUS INDEX - INDIVIDUAL

U.S. DEPARTMENT OF COMMERCE
BUREAU OF THE CENSUS

TEXAS

W 300	HEAD OF FAMILY		E.D.	SHEET
	White W. P.		148	682
COLOR	AGE	BIRTHPLACE	VOL.	
W	65	La	106	
COUNTY	CITY			
Montgomery				
OTHER MEMBERS OF FAMILY				
NAME		RELATIONSHIP	AGE	BIRTHPLACE
I. Thomas M.		W	44	La
Jan. - White		Scl	7	
White - Mother		Scl	21	

FORM 10 838

1910 CENSUS INDEX - FAMILY

U S DEPARTMENT OF COMMERCE
BUREAU OF THE CENSUS

TEXAS

11306	HEAD OF FAMILY Wood W J		E.D. 87	SHEET 71
COLOR W	AGE 37	BIRTHPLACE		VOL. 39
COUNTY Denton	CITY			
OTHER MEMBERS OF FAMILY				
NAME		RELATIONSHIP	AGE	BIRTHPLACE
Carrie		W	25	Pa
Verta		S	13	
Betty		D	7	
Madie		D	3	

FORM 10-636

1910 CENSUS INDEX -- FAMILY

U.S. DEPARTMENT OF COMMERCE
BUREAU OF THE CENSUS

TEXAS

14.500		HEAD OF FAMILY		Widow		S. D.	SHEET
COLOR		AGE	BIRTHPLACE		VOL.		
W		30	Mo		57		
COUNTY				Gonzales		CITY	
OTHER MEMBERS OF FAMILY							
NAME		RELATIONSHIP	AGE	BIRTHPLACE			
May Emma		W	23				
Elizabeth		D	4				
Pete		S	2				
John							

FORM 10 636

1910 CENSUS INDEX - FAMILY

U. S. DEPARTMENT OF COMMERCE
BUREAU OF THE CENSUS

TEXAS

W. 300		NAME OF INDIVIDUAL White W P		E.D. 102	SHEET 5
COLOR W	AGE 77	BIRTHPLACE Eng.		VOL. 111	
COUNTY Nueces			CITY Corpus Christi		
ENUMERATED WITH Hastings Beth H					
RELATIONSHIP TO ABOVE					
<input type="checkbox"/> SON	<input type="checkbox"/> NEPHEW	<input type="checkbox"/> STEPSON			
<input type="checkbox"/> DAUGHTER	<input type="checkbox"/> NIECE	<input type="checkbox"/> STEPDAUGHTER			
<input type="checkbox"/> BROTHER	<input checked="" type="checkbox"/> FATHER-IN-LAW	<input type="checkbox"/> COUSIN			
<input type="checkbox"/> SISTER	<input type="checkbox"/> MOTHER-IN-LAW	<input type="checkbox"/> HIRED MAN			
<input type="checkbox"/> FATHER	<input type="checkbox"/> SON-IN-LAW	<input type="checkbox"/> ROOMER			
<input type="checkbox"/> MOTHER	<input type="checkbox"/> DAUGHTER-IN-LAW	<input type="checkbox"/> SERVANT			
<input type="checkbox"/> GRANDSON	<input type="checkbox"/> BROTHER-IN-LAW	<input type="checkbox"/> OTHER (Specify)			
<input type="checkbox"/> GRANDDAUGHTER	<input type="checkbox"/> SISTER-IN-LAW				
<input type="checkbox"/> GRANDCHILD	<input type="checkbox"/> ORPHAN				

FORM 10-637

1910 CENSUS INDEX - INDIVIDUAL

U S DEPARTMENT OF COMMERCE
BUREAU OF THE CENSUS

- TEXAS

DU 3'00	HEAD OF FAMILY		with wife	E.D.	SHEET
				186	174
COLOR	AGE	BIRTHPLACE		VOL.	
W	63	Tenn		112	
COUNTY	Dchiltree			CITY	
OTHER MEMBERS OF FAMILY					
NAME		RELATIONSHIP	AGE	BIRTHPLACE	
Sally E.		W	52	Ga.	
Pearl		D	32		

FORM 10-636
 1910 CENSUS INDEX - FAMILY

U.S. DEPARTMENT OF COMMERCE
 BUREAU OF THE CENSUS

TEXAS

2307 HEAD OF FAMILY White, W P			E.D. 84	SHEET 16
COLOR W	AGE 48	BIRTHPLACE Ala	VOL. 37	
COUNTY -	Dallas		CITY	
OTHER MEMBERS OF FAMILY				
NAME		RELATION- SHIP	AGE	BIRTHPLACE
/ Annie		W	44	Mo
Beal		D	18	
Eck		D	10	

FORM 10 636
1910 CENSUS INDEX - FAMILY

U. S. DEPARTMENT OF COMMERCE
BUREAU OF THE CENSUS

TEXAS

W300		NAME OF INDIVIDUAL		Weyatt W.P.		E.D.	SHEET
COLOR	W	AGE	18	BIRTHPLACE	Tenn	227	247
COUNTY	Wichita		CITY	Wichita Falls	VOL. 141		
ENUMERATED WITH							
No Head Shown							
RELATIONSHIP TO ABOVE							
<input type="checkbox"/> SON	<input type="checkbox"/> NEPHEW	<input type="checkbox"/> STEPSON					
<input type="checkbox"/> DAUGHTER	<input type="checkbox"/> NIECE	<input type="checkbox"/> STEPDAUGHTER					
<input type="checkbox"/> BROTHER	<input type="checkbox"/> FATHER-IN-LAW	<input type="checkbox"/> COUSIN					
<input type="checkbox"/> SISTER	<input type="checkbox"/> MOTHER-IN-LAW	<input checked="" type="checkbox"/> HIRED MAN					
<input type="checkbox"/> FATHER	<input type="checkbox"/> SON-IN-LAW	<input type="checkbox"/> ROOMER					
<input type="checkbox"/> MOTHER	<input type="checkbox"/> DAUGHTER-IN-LAW	<input type="checkbox"/> SERVANT					
<input type="checkbox"/> GRANDSON	<input type="checkbox"/> BROTHER-IN-LAW	<input type="checkbox"/> OTHER (Specify)					
<input type="checkbox"/> GRANDDAUGHTER	<input type="checkbox"/> SISTER-IN-LAW						
<input type="checkbox"/> GRANDCHILD	<input type="checkbox"/> ORPHAN						

FORM BC-627 (5-5-67)
FORMERLY 10-637

1910 CENSUS INDEX - INDIVIDUAL

U.S. DEPARTMENT OF COMMERCE
BUREAU OF THE CENSUS

TEXAS

W 300	HEAD OF FAMILY- White W. G.		E.O. 107	SHEET 251
COLOR W	AGE 31	BIRTHPLACE		VOL. 66
COUNTY Harris			CITY Houston	
OTHER MEMBERS OF FAMILY				
NAME		RELATION- SHIP	AGE	BIRTHPLACE
Madame G.		W	36	Ill
Edward G.		S	2	
Elizabeth		F	56	Eng
Hattie		M	56	Ark
Robert		B	27	
Loretta		S	16	

FORM 10 636
1910 CENSUS INDEX - FAMILY

U. S. DEPARTMENT OF COMMERCE
BUREAU OF THE CENSUS

TEXAS

W320		NAME OF INDIVIDUAL <i>White, W. O.</i>		E.D. <i>36</i>	SHEET <i>6</i>
COLOR <i>Mu</i>	AGE <i>17</i>	BIRTHPLACE		VOL. <i>34</i>	
COUNTY <i>Dallas</i>		CITY <i>Dallas</i>			
ENUMERATED WITH <i>Burnett, Sallie</i>					
RELATIONSHIP TO ABOVE					
<input type="checkbox"/> SON	<input type="checkbox"/> NEPHEW	<input type="checkbox"/> STEPSON			
<input type="checkbox"/> DAUGHTER	<input type="checkbox"/> NIECE	<input type="checkbox"/> STEPDAUGHTER			
<input type="checkbox"/> BROTHER	<input type="checkbox"/> FATHER-IN-LAW	<input type="checkbox"/> COUSIN			
<input type="checkbox"/> SISTER	<input type="checkbox"/> MOTHER-IN-LAW	<input type="checkbox"/> HIRED MAN			
<input type="checkbox"/> FATHER	<input type="checkbox"/> SON-IN-LAW	<input type="checkbox"/> ROOMER			
<input type="checkbox"/> MOTHER	<input type="checkbox"/> DAUGHTER-IN-LAW	<input type="checkbox"/> SERVANT			
<input type="checkbox"/> GRANDSON	<input type="checkbox"/> BROTHER-IN-LAW	<input checked="" type="checkbox"/> OTHER (Specify) <i>Wife</i>			
<input type="checkbox"/> GRANDDAUGHTER	<input type="checkbox"/> SISTER-IN-LAW				
<input type="checkbox"/> GRANDCHILD	<input type="checkbox"/> ORPHAN				

FORM 10-637
1910 CENSUS INDEX - INDIVIDUAL

U. S. DEPARTMENT OF COMMERCE
BUREAU OF THE CENSUS

TEXAS

W 30		HEAD OF FAMILY		Wood, W M		E. D.	SHEET
COLOR	W	AGE	37	BIRTHPLACE	Tex	59	232
COUNTY	El Paso			CITY	El Paso	VOL.	44
OTHER MEMBERS OF FAMILY							
NAME		RELATIONSHIP	AGE	BIRTHPLACE			
B. M.		W	22				
W. M.		D	4				
+ 1 boarder							

FORM 10,636
1910 CENSUS INDEX - FAMILY

U. S. DEPARTMENT OF COMMERCE
BUREAU OF THE CENSUS

TEXAS

W 300	HEAD OF FAMILY Wades W.M.		E.D. 18/14	SHEET 14
COLOR W	AGE 50	BIRTHPLACE Tex	VOL. 116	
COUNTY Nolan		CITY		
OTHER MEMBERS OF FAMILY				
NAME	RELATIONSHIP	AGE	BIRTHPLACE	
O.S.	W	56		
Ray	S	18		
Levy	D	16		
Lena	S	13		
Viola	D	11		
Willie	S	9		
Leon	S	6		

FORM 10-638A

1910 CENSUS INDEX - INDIVIDUAL

U.S. DEPARTMENT OF COMMERCE
BUREAU OF THE CENSUS

TEXAS

W 300	HEAD OF FAMILY		W. H. Mack	E.D.	SHEET
				41	205
COLOR	AGE	BIRTHPLACE		VOL.	
W	48	IL -		95	
COUNTY	Limestone			CITY	
				H. Mack	
OTHER MEMBERS OF FAMILY					
	NAME	RELATIONSHIP	AGE	BIRTHPLACE	
	E. H. Mack	W	33		
	F. H. Mack	D	18		
	W. H. Mack Jr.	S	14		
	W. H. Mack	D	12		

FORM 10 636
1910 CENSUS INDEX - FAMILYU. S. DEPARTMENT OF COMMERCE
BUREAU OF THE CENSUS

OTHER MEMBERS OF FAMILY

NAME	RELATIONSHIP	AGE	BIRTHPLACE
- Perry	S	12	
- Ethel	D.	16	
- Therman	S	3	
- Thelma	D	3 1/2	

TEXAS

W300		HEAD OF FAMILY		E.D.	SHEET
White		W M		70	117
COLOR	AGE	BIRTHPLACE		VOL.	
B	45			137	
COUNTY			CITY		
Travis			Austin		
OTHER MEMBERS OF FAMILY					
NAME		RELATIONSHIP	AGE	BIRTHPLACE	
Charlotte		W	42		
Effe		D	23		
Harry		S	21		
Reed		DL	18		
Sherman		S	19		
Minnie		S	17		
Mary		D	15		

FORM 110-636A

1910 CENSUS INDEX - INDIVIDUAL

U.S. DEPARTMENT OF COMMERCE
BUREAU OF THE CENSUS

TEXAS

W300		HEAD OF FAMILY		E.D.	SHEET
White		94 M		14	19
COLOR	AGE	BIRTHPLACE		VOL.	
W	58	Tex		26	
COUNTY			CITY		
Collin					
OTHER MEMBERS OF FAMILY					
NAME		RELATIONSHIP	AGE	BIRTHPLACE	
Mary		w	41	Mo	
John		S	15		
Mathie		D	13		
Fred		S	10		
Annie L		D	8		
Rosa		D	7		
J. W. Bailey		S	3		

FORM 10-636A

1910 CENSUS INDEX - INDIVIDUAL

U. S. DEPARTMENT OF COMMERCE
BUREAU OF THE CENSUS

TEXAS

W300	HEAD OF FAMILY //		E.D.	SHEET
COLOR	AGE	BIRTHPLACE	VOL.	
COUNTY	Travis		CITY Austin	
OTHER MEMBERS OF FAMILY				
NAME		RELATIONSHIP	AGE	BIRTHPLACE
/		W	40	

FORM 10 636
1910 CENSUS INDEX - FAMILY

U S DEPARTMENT OF COMMERCE
BUREAU OF THE CENSUS

TEXAS

W300		NAME OF INDIVIDUAL		E.D.	SHEET
		Wood, W. W.		144	43
COLOR	AGE	BIRTHPLACE	VOL.		
W	49	Ark.	46		
COUNTY			CITY		
Ellis					
ENUMERATED WITH					
Wood, R. C.					
RELATIONSHIP TO ABOVE					
<input type="checkbox"/> SON	<input type="checkbox"/> NEPHEW	<input type="checkbox"/> STEPSON			
<input type="checkbox"/> DAUGHTER	<input type="checkbox"/> NIECE	<input type="checkbox"/> STEPDAUGHTER			
<input checked="" type="checkbox"/> BROTHER	<input type="checkbox"/> FATHER-IN-LAW	<input type="checkbox"/> COUSIN			
<input type="checkbox"/> SISTER	<input type="checkbox"/> MOTHER-IN-LAW	<input type="checkbox"/> HIRED MAN			
<input type="checkbox"/> FATHER	<input type="checkbox"/> SON-IN-LAW	<input type="checkbox"/> ROOMER			
<input type="checkbox"/> MOTHER	<input type="checkbox"/> DAUGHTER-IN-LAW	<input type="checkbox"/> SERVANT			
<input type="checkbox"/> GRANDSON	<input type="checkbox"/> BROTHER-IN-LAW	<input type="checkbox"/> OTHER (Specify)			
<input type="checkbox"/> GRANDDAUGHTER	<input type="checkbox"/> SISTER-IN-LAW				
<input type="checkbox"/> GRANDCHILD	<input type="checkbox"/> ORPHAN				

FORM 10-637
1910 CENSUS INDEX - INDIVIDUAL

U.S. DEPARTMENT OF COMMERCE
BUREAU OF THE CENSUS

TEXAS

W300	HEAD OF FAMILY Witt W. M.		E.O. 123	SHEET 475
COLOR W.	AGE 35	BIRTHPLACE Ten.	VOL. 47	
COUNTY Ellis	CITY			
OTHER MEMBERS OF FAMILY				
NAME		RELATIONSHIP	AGE	BIRTHPLACE
Emma		W	35	
Edith		D	6	
Bertha Ruth		SD	10	
Ruby		SD	10	

FORM 10 636

1910 CENSUS INDEX - FAMILY

U.S. DEPARTMENT OF COMMERCE
BUREAU OF THE CENSUS

TEXAS

+1380		HEAD OF FAMILY		Wood W. M.		E.D.	SHEET
COLOR	W.	AGE	55	BIRTHPLACE	Mo.	41	14
COUNTY	Coryell			CITY		VOL.	32
OTHER MEMBERS OF FAMILY							
NAME		RELATIONSHIP	AGE	BIRTHPLACE			
Ada		W.	47				
Lina		D.	16				
Chas		S.	13				
I. B.							

FORM 10-636

1910 CENSUS INDEX - FAMILY

U. S. DEPARTMENT OF COMMERCE
BUREAU OF THE CENSUS

TEXAS

W300		NAME OF INDIVIDUAL Witt W M		E.D. 111	SHEET 342
COLOR te	AGE 66	BIRTHPLACE Miss		VOL. 99	
COUNTY McLennan		CITY			
ENUMERATED WITH McLean W M					
RELATIONSHIP TO ABOVE					
<input type="checkbox"/> SON <input type="checkbox"/> DAUGHTER <input type="checkbox"/> BROTHER <input type="checkbox"/> SISTER <input type="checkbox"/> FATHER <input type="checkbox"/> MOTHER <input type="checkbox"/> GRANDSON <input type="checkbox"/> GRANDDAUGHTER <input type="checkbox"/> GRANDCHILD		<input type="checkbox"/> NEPHEW <input type="checkbox"/> NIECE <input type="checkbox"/> FATHER-IN-LAW <input checked="" type="checkbox"/> MOTHER-IN-LAW <input type="checkbox"/> SON-IN-LAW <input type="checkbox"/> DAUGHTER-IN-LAW <input type="checkbox"/> BROTHER-IN-LAW <input type="checkbox"/> SISTER-IN-LAW <input type="checkbox"/> ORPHAN		<input type="checkbox"/> STEPSON <input type="checkbox"/> STEPDAUGHTER <input type="checkbox"/> COUSIN <input type="checkbox"/> HIRED MAN <input type="checkbox"/> ROOMER <input type="checkbox"/> SERVANT <input type="checkbox"/> OTHER (Specify)	

 FORM 10 637
 1910 CENSUS INDEX - INDIVIDUAL

 U. S. DEPARTMENT OF COMMERCE
 BUREAU OF THE CENSUS

TEXAS

11-300	HEAD OF FAMILY W. L. Lipe		E. D. 277	SHEET 153
COLOR W	AGE 54	BIRTHPLACE W. Va.	VOL. 116	
COUNTY San Saba			CITY	
OTHER MEMBERS OF FAMILY				
NAME	RELATIONSHIP	AGE	BIRTHPLACE	
Emma	W	41	Ark	
Lucas	S	18		
John	S	16		
Lincoln	S	14		

FORM 10 636
1910 CENSUS INDEX - FAMILY

U. S. DEPARTMENT OF COMMERCE
BUREAU OF THE CENSUS

TEXAS

W300	NAME OF INDIVIDUAL <i>Wood W. J</i>		E.D. <i>117</i>	SHEET <i>114</i>
COLOR <i>W</i>	AGE <i>29</i>	BIRTHPLACE <i>Ala</i>	VOL. <i>129</i>	
COUNTY <i>Tarrant</i>		CITY <i>Fort Worth</i>		
ENUMERATED WITH <i>Mr. H. H. James E</i>				
RELATIONSHIP TO ABOVE				
<input type="checkbox"/> SON	<input type="checkbox"/> NEPHEW	<input type="checkbox"/> STEPSON		
<input type="checkbox"/> DAUGHTER	<input type="checkbox"/> NIECE	<input type="checkbox"/> STEPDAUGHTER		
<input type="checkbox"/> BROTHER	<input type="checkbox"/> FATHER-IN-LAW	<input type="checkbox"/> COUSIN		
<input type="checkbox"/> SISTER	<input type="checkbox"/> MOTHER-IN-LAW	<input type="checkbox"/> HIRED MAN		
<input type="checkbox"/> FATHER	<input type="checkbox"/> SON-IN-LAW	<input type="checkbox"/> ROOMER		
<input type="checkbox"/> MOTHER	<input type="checkbox"/> DAUGHTER-IN-LAW	<input type="checkbox"/> SERVANT		
<input type="checkbox"/> GRANDSON	<input type="checkbox"/> BROTHER-IN-LAW	<input type="checkbox"/> OTHER (Specify)		
<input type="checkbox"/> GRANDDAUGHTER	<input type="checkbox"/> SISTER-IN-LAW			
<input type="checkbox"/> GRANDCHILD	<input type="checkbox"/> ORPHAN			

FORM '10 637
1910 CENSUS INDEX - INDIVIDUAL

U. S. DEPARTMENT OF COMMERCE
BUREAU OF THE CENSUS

W300		HEAD OF FAMILY		TEXAS	
COLOR	W	AGE	40	BIRTHPLACE	Shade 26 L.
COUNTY	Fannin		CITY		
OTHER MEMBERS OF FAMILY					
NAME		RELATIONSHIP	AGE	BIRTHPLACE	
Cecil		W	30		
Barney		S	11		
Emma		D	5		
Sylvia		P	3		
Wells		S	1		

E.D. 59
SHEET 194
VOL. 43

FORM 10-636
1910 CENSUS INDEX - FAMILY

U.S. DEPARTMENT OF COMMERCE
BUREAU OF THE CENSUS

TEXAS

W300		HEAD OF FAMILY		E.D.	SHEET
White		W. L.		37	11A
COLOR	AGE	BIRTHPLACE		VOL.	
W	64	Ky		41	
COUNTY			CITY		
Eastland			Eastland		
OTHER MEMBERS OF FAMILY					
NAME		RELATIONSHIP	AGE	BIRTHPLACE	
Lou N		W	67	Ky	
Charley m		S	26		

FORM 10-636

1910 CENSUS INDEX - FAMILY

U. S. DEPARTMENT OF COMMERCE
BUREAU OF THE CENSUS

TEXAS

W300		NAME OF INDIVIDUAL <i>White, W. L.</i>		E.D. <i>40</i>	SHEET <i>128</i>
COLOR <i>W.</i>	AGE <i>62</i>	BIRTHPLACE <i>- Ky</i>		VOL. <i>41</i>	
COUNTY <i>Eastland</i>		CITY			
ENUMERATED WITH <i>Glenn Marion A.</i>					
RELATIONSHIP TO ABOVE					
<input type="checkbox"/> SON	<input type="checkbox"/> NEPHEW	<input type="checkbox"/> STEPSON			
<input type="checkbox"/> DAUGHTER	<input type="checkbox"/> NIECE	<input type="checkbox"/> STEPDAUGHTER			
<input type="checkbox"/> BROTHER	<input checked="" type="checkbox"/> FATHER-IN-LAW	<input type="checkbox"/> COUSIN			
<input type="checkbox"/> SISTER	<input type="checkbox"/> MOTHER-IN-LAW	<input type="checkbox"/> HIRED MAN			
<input type="checkbox"/> FATHER	<input type="checkbox"/> SON-IN-LAW	<input type="checkbox"/> ROOMER			
<input type="checkbox"/> MOTHER	<input type="checkbox"/> DAUGHTER-IN-LAW	<input type="checkbox"/> SERVANT			
<input type="checkbox"/> GRANDSON	<input type="checkbox"/> BROTHER-IN-LAW	<input type="checkbox"/> OTHER (Specify)			
<input type="checkbox"/> GRANDDAUGHTER	<input type="checkbox"/> SISTER-IN-LAW				
<input type="checkbox"/> GRANDCHILD	<input type="checkbox"/> ORPHAN				

FORM 10 637
1910 CENSUS INDEX - INDIVIDUAL

U. S. DEPARTMENT OF COMMERCE
BUREAU OF THE CENSUS

TEXAS

10300		HEAD OF FAMILY			E.D. —		SHEET		
COLOR		AGE	BIRTHPLACE			VOL.			
COUNTY				Travis		CITY		Austin	
OTHER MEMBERS OF FAMILY									
NAME			RELATIONSHIP		AGE	BIRTHPLACE			

FORM 10 636
 1910 CENSUS INDEX — FAMILY

U. S. DEPARTMENT OF COMMERCE
 BUREAU OF THE CENSUS

TEXAS

W300	HEAD OF FAMILY		Wood W. L.	E.D.	SHEET
COLOR	AGE	BIRTHPLACE		7317	
W	60	Ill		VOL.	47
COUNTY	Ellis		CITY		

OTHER MEMBERS OF FAMILY

NAME	RELATIONSHIP	AGE	BIRTHPLACE
M. J.	W	39	Ill
Myrtle	D	19	
Julia	D	17	
Aeray	S	15	
Cleo	D	14	
Walton	S	13	
Walter	S	9	

FORM 111-D-84

1910 CENSUS INDEX - INDIVIDUAL

U. S. DEPARTMENT OF COMMERCE
BUREAU OF THE CENSUS

TEXAS

14500		HEAD OF FAMILY		W. J. Starr		E.D.	SHEET
COLOR	W	AGE	21	BIRTHPLACE	ARK.	117	571
COUNTY	Starr			CITY		VOL.	122
OTHER MEMBERS OF FAMILY							
NAME		RELATIONSHIP	AGE	BIRTHPLACE			
Lillian							
J. W. Starr							

FORM 10-636
1910 CENSUS INDEX - FAMILY

U S. DEPARTMENT OF COMMERCE
BUREAU OF THE CENSUS

TEXAS

W 300	HEAD OF FAMILY		W. L. L.	E.O.	SHEET
COLOR	AGE	BIRTHPLACE		154	389
	W 35	Miss		VOL.	89
COUNTY	KNOX		CITY		
OTHER MEMBERS OF FAMILY					
NAME		RELATIONSHIP	AGE	BIRTHPLACE	
Eddie		W	15		
Sam		S	20		
Judy		D	16		
Herby		S	11		

FORM 10-636
1910 CENSUS INDEX - FAMILY

U. S. DEPARTMENT OF COMMERCE
BUREAU OF THE CENSUS

TEXAS

(W) 300	HEAD OF FAMILY <i>Whitte, W.L.</i>		E.D. 31	SHEET 12
COLOR W	AGE 45	BIRTHPLACE		VOL. 32
COUNTY	Coryell		CITY	
OTHER MEMBERS OF FAMILY				
	NAME	RELATIONSHIP	AGE	BIRTHPLACE
	<i>Dollie</i>	<i>W</i>	<i>40</i>	<i>N.C.</i>
	<i>Curtis</i>	<i>S</i>	<i>18</i>	
	<i>Minnie</i>	<i>S</i>	<i>17</i>	
	<i>Lida</i>	<i>S</i>	<i>15</i>	
	<i>Hilda</i>	<i>S</i>	<i>13</i>	
	<i>Mable</i>	<i>S</i>	<i>11</i>	
	<i>Walter</i>	<i>S</i>	<i>9</i>	

FORM 10-636A

1910 CENSUS INDEX - INDIVIDUAL

U.S. DEPARTMENT OF COMMERCE
BUREAU OF THE CENSUS

TEXAS

W 300	HEAD OF FAMILY		White M.		E.D.	SHEET
COLOR	AGE	BIRTHPLACE			93	150
W	38	21, @			VOL.	61
COUNTY	Grayson		CITY			
OTHER MEMBERS OF FAMILY						
NAME		RELATIONSHIP	AGE	BIRTHPLACE		
Becca		41	30			
Mabel		0	3			
Maudie - G. J.		31/2	23	18		

FORM 10 636
1910 CENSUS INDEX - FAMILY

U. S. DEPARTMENT OF COMMERCE
BUREAU OF THE CENSUS

TEXAS

W 300		HEAD OF FAMILY		E.D.	SHEET
White		W. L.		134	159
COLOR	AGE	BIRTHPLACE		VOL.	
W	24			86	
COUNTY	CITY				
Jones					
OTHER MEMBERS OF FAMILY					
NAME	RELATIONSHIP	AGE	BIRTHPLACE		
<i>Living Alone</i>					

FORM 10-636

1910 CENSUS INDEX - FAMILY

U. S. DEPARTMENT OF COMMERCE
BUREAU OF THE CENSUS

TEXAS

HEAD OF FAMILY		E.D.	SHEET
W. S. ...		222	256
COLOR	AGE	VOL.	
	7	120	
BIRTHPLACE		CITY	
Texas		Runnels	
COUNTY			
OTHER MEMBERS OF FAMILY			
NAME	RELATIONSHIP	AGE	BIRTHPLACE
W. S. ...	W	32	Texas
...	D	35	
...	S	21	
...	D	20	
...	S	18	Texas
...	W	49	

FORM 10 636
1910 CENSUS INDEX - FAMILYU. S. DEPARTMENT OF COMMERCE
BUREAU OF THE CENSUS

TEXAS

HEAD OF FAMILY		C.D.		SHEET	
COLOR	AGE	BIRTHPLACE	77	143	
COUNTY	Parker	CITY	VOL.	115	
OTHER MEMBERS OF FAMILY					
NAME		RELATIONSHIP	AGE	BIRTHPLACE	
William		Wife	38	Texas	
Elizabeth		Daughter	9		
Mary		Daughter	6		
Lloyd		Son	7		

FORM 10 636

1910 CENSUS INDEX - FAMILY

U. S. DEPARTMENT OF COMMERCE
BUREAU OF THE CENSUS

TEXAS

10-300	HEAD OF FAMILY		W. Watt W. J.		E.D.	SHEET
COLOR	AGE	BIRTHPLACE			101.	29.
61	41	Miss			VOL.	
COUNTY	Donley		CITY		40.	
			Blarendon			
OTHER MEMBERS OF FAMILY						
NAME		RELATIONSHIP	AGE	BIRTHPLACE		
Mamma		W.	39			
Benton		S.	18			
LAW		S.	15			
Maud		D.	13			
Lila		D.	10			
Edward		S.	4			

FORM 10-636
 1910 CENSUS INDEX - FAMILY

U.S. DEPARTMENT OF COMMERCE
 BUREAU OF THE CENSUS

TEXAS

6300		HEAD OF FAMILY		E.O.	SHEET
		Wood, W. J.		206	32
COLOR	AGE	BIRTHPLACE		VOL.	
2-	49	Ky.		116	
COUNTY			CITY		
Randall					
OTHER MEMBERS OF FAMILY					
NAME		RELATIONSHIP	AGE	BIRTHPLACE	
Stella		21	41		
Willie		5	14		
Nattie		D	7		
Bertha Lee		D	3		

FORM 10, 636

1910 CENSUS INDEX - FAMILY

U S DEPARTMENT OF COMMERCE
BUREAU OF THE CENSUS

TEXAS

1430			HEAD OF FAMILY		1130		E.O.	SHEET
COLOR	AGE	BIRTHPLACE				271		153
	18	W.K.				VOL.		133
COUNTY				CITY				
				Taylor				
OTHER MEMBERS OF FAMILY								
NAME			RELATIONSHIP	AGE	BIRTHPLACE			
Minnie			W	58	W.K.			
Alice			S	18				
John			S	13				
Paul			S	11				

FORM 10 636
 1910 CENSUS INDEX - FAMILY

U.S. DEPARTMENT OF COMMERCE
 BUREAU OF THE CENSUS

TEXAS

W 300		NAME OF INDIVIDUAL White W. J.		E. P. 89	SHEET 331
COLOR - W	AGE 22	BIRTHPLACE		VOL. 108	
COUNTY NAVARRO			CITY Kerens		
ENUMERATED WITH James Henry B.					
RELATIONSHIP TO ABOVE					
<input type="checkbox"/> SON	<input type="checkbox"/> NEPHEW	<input type="checkbox"/> STEPSON			
<input type="checkbox"/> DAUGHTER	<input type="checkbox"/> NIECE	<input type="checkbox"/> STEPDAUGHTER			
<input type="checkbox"/> BROTHER	<input type="checkbox"/> FATHER-IN-LAW	<input type="checkbox"/> COUSIN			
<input type="checkbox"/> SISTER	<input type="checkbox"/> MOTHER-IN-LAW	<input type="checkbox"/> HIRED MAN			
<input type="checkbox"/> FATHER	<input checked="" type="checkbox"/> SON-IN-LAW	<input type="checkbox"/> ROOMER			
<input type="checkbox"/> MOTHER	<input type="checkbox"/> DAUGHTER-IN-LAW	<input type="checkbox"/> SERVANT			
<input type="checkbox"/> GRANDSON	<input type="checkbox"/> BROTHER-IN-LAW	<input type="checkbox"/> OTHER (Specify)			
<input type="checkbox"/> GRANDDAUGHTER	<input type="checkbox"/> SISTER-IN-LAW				
<input type="checkbox"/> GRANDCHILD	<input type="checkbox"/> ORPHAN				

FORM 10 637

1910 CENSUS INDEX - INDIVIDUAL

U. S. DEPARTMENT OF COMMERCE
BUREAU OF THE CENSUS

TEXAS

W. J. W. J.		NAME OF INDIVIDUAL W. J. W. J.		R. D.	SHEET
W. J.	AGE	BIRTHPLACE	W. J.	94	83
W. J.	W. J.	W. J.	W. J.	VOL.	108
COUNTY Navarro			CITY		
ENUMERATED WITH Harrison, P. H.					
RELATIONSHIP TO ABOVE					
<input type="checkbox"/> SON	<input type="checkbox"/> NEPHEW	<input type="checkbox"/> STEPSON			
<input type="checkbox"/> DAUGHTER	<input type="checkbox"/> NIECE	<input type="checkbox"/> STEPDAUGHTER			
<input type="checkbox"/> BROTHER	<input checked="" type="checkbox"/> FATHER-IN-LAW	<input type="checkbox"/> COUSIN			
<input type="checkbox"/> SISTER	<input type="checkbox"/> MOTHER-IN-LAW	<input type="checkbox"/> HIRED MAN			
<input type="checkbox"/> FATHER	<input type="checkbox"/> SON-IN-LAW	<input type="checkbox"/> ROOMER			
<input type="checkbox"/> MOTHER	<input type="checkbox"/> DAUGHTER-IN-LAW	<input type="checkbox"/> SERVANT			
<input type="checkbox"/> GRANDSON	<input type="checkbox"/> BROTHER-IN-LAW	<input type="checkbox"/> OTHER (Specify)			
<input type="checkbox"/> GRANDDAUGHTER	<input type="checkbox"/> SISTER-IN-LAW				
<input type="checkbox"/> GRANDCHILD	<input type="checkbox"/> ORPHAN				

FORM 10 637
1910 CENSUS INDEX - INDIVIDUAL

U. S. DEPARTMENT OF COMMERCE
BUREAU OF THE CENSUS

TEXAS

W 300		HEAD OF FAMILY		W. Hite W. Ervin		E.D.	SHEET
COLOR	B	AGE	40	BIRTHPLACE	Texas	VOL.	128
COUNTY			Tarrant	CITY		Fort Worth	
OTHER MEMBERS OF FAMILY							
NAME		RELATIONSHIP	AGE	BIRTHPLACE			
Living alone							

FORM 10 636
1910 CENSUS INDEX - FAMILY

U S DEPARTMENT OF COMMERCE
BUREAU OF THE CENSUS

TEXAS

W300	HEAD OF FAMILY		E.D.	SHEET
	Wude, W. H. H.		81	120
COLOR	AGE	BIRTHPLACE	VOL.	
W.	86	N.C.	59	
COUNTY	Gonzales		CITY	
OTHER MEMBERS OF FAMILY				
NAME		RELATIONSHIP	AGE	BIRTHPLACE
Mary		w	74	
4 1/2				

FORM 10-636
1910 CENSUS INDEX - FAMILY

U.S. DEPARTMENT OF COMMERCE
BUREAU OF THE CENSUS

TEXAS

W300	HEAD OF FAMILY Hood H H		E.D. 21	SHEET 18
COLOR W	AGE 26	BIRTHPLACE Ark	VOL. 27	
COUNTY Collin		CITY		
OTHER MEMBERS OF FAMILY				
NAME		RELATIONSHIP	AGE	BIRTHPLACE
Ella		W	21	Ark
Vina		D	5	
Bladys		D	8/12	
and H M				

FORM 10-636

1910 CENSUS INDEX - FAMILY

U.S. DEPARTMENT OF COMMERCE
BUREAU OF THE CENSUS

TEXAS

W300		NAME OF INDIVIDUAL <i>Walter W. H.</i>		E.D. <i>56</i>	SHEET <i>WT</i>
COLOR <i>W</i>	AGE <i>43</i>	BIRTHPLACE <i>Eng</i>		VOL. <i>56</i>	
COUNTY <i>Galveston</i>			CITY		
ENUMERATED WITH <i>Smith William L.</i>					
RELATIONSHIP TO ABOVE					
<input type="checkbox"/> SON	<input type="checkbox"/> NEPHEW	<input type="checkbox"/> STEPSON			
<input type="checkbox"/> DAUGHTER	<input type="checkbox"/> NIECE	<input type="checkbox"/> STEPDAUGHTER			
<input type="checkbox"/> BROTHER	<input type="checkbox"/> FATHER-IN-LAW	<input type="checkbox"/> COUSIN			
<input type="checkbox"/> SISTER	<input type="checkbox"/> MOTHER-IN-LAW	<input type="checkbox"/> HIRED MAN			
<input type="checkbox"/> FATHER	<input type="checkbox"/> SON-IN-LAW	<input type="checkbox"/> ROOMER			
<input type="checkbox"/> MOTHER	<input type="checkbox"/> DAUGHTER-IN-LAW	<input type="checkbox"/> SERVANT			
<input type="checkbox"/> GRANDSON	<input type="checkbox"/> BROTHER-IN-LAW	<input checked="" type="checkbox"/> OTHER (Specify):			
<input type="checkbox"/> GRANDDAUGHTER	<input type="checkbox"/> SISTER-IN-LAW	<i>Partner</i>			
<input type="checkbox"/> GRANDCHILD	<input type="checkbox"/> ORPHAN				

FORM 10-637
1910 CENSUS INDEX - INDIVIDUAL

U. S. DEPARTMENT OF COMMERCE
BUREAU OF THE CENSUS

TEXAS

11. 300	HEAD OF FAMILY Wood W H		E.O.	SHEET
COLOR	AGE W 41	BIRTHPLACE	259	60
COUNTY	Stonewall	CITY	VOL. 127	
OTHER MEMBERS OF FAMILY				
NAME	RELATION- SHIP	AGE	BIRTHPLACE	
C. Santa	W	36	Ky	
Leroy	S	14		
Una	D	10		
Johnnie	S	7		
Clyde	S	4		
Sallie	D	1		

FORM 10-636
1910 CENSUS INDEX - FAMILY

U.S. DEPARTMENT OF COMMERCE
BUREAU OF THE CENSUS

TEXAS

10300		HEAD OF FAMILY		White W A		E.D.	SHEET
COLOR	AGE	BIRTHPLACE				113	145
W	36	Ark.				VOL.	
COUNTY		Van Zandt		CITY		140	
OTHER MEMBERS OF FAMILY							
NAME		RELATIONSHIP	AGE	BIRTHPLACE			
Dixie		W	33				
Verna		S	12				
Dorsten		S	9				
Bertie		D	7				
Centricka		S	6				
Arden		S	3				
Charles		S	5/12				

FORM 10-636A
1910 CENSUS INDEX - FAMILY

U.S. DEPARTMENT OF COMMERCE
BUREAU OF THE CENSUS

TEXAS

111 12877		HEAD OF FAMILY		E.D.	SHEET
Woods, W. H.				31	15
COLOR	AGE	BIRTHPLACE		VOL.	
W	69	W. Va.		32	
COUNTY			CITY		
Coryell					
OTHER MEMBERS OF FAMILY					
NAME		RELATIONSHIP	AGE	BIRTHPLACE	
W. H.		W	61	W. Va.	
Mary		W	19		
Lillian, Lloyd		W	14		

FORM 10-636
1910 CENSUS INDEX - FAMILY

U.S. DEPARTMENT OF COMMERCE
BUREAU OF THE CENSUS

TEXAS

10300	HEAD OF FAMILY		Wheat, W. H.		E.O.	SHEET
COLOR	AGE	BIRTHPLACE			61	407
W	53	Tex.			VOL.	
COUNTY	El Paso		CITY		44	
			El Paso			
OTHER MEMBERS OF FAMILY						
	NAME	RELATIONSHIP	AGE	BIRTHPLACE		
	Leonor	W	31	Mex.		
	W. H. Jr.	S	13			
	Mary J.	D	9			

FORM 10 636
1910 CENSUS INDEX - FAMILY

U. S. DEPARTMENT OF COMMERCE
BUREAU OF THE CENSUS

TEXAS

W300		HEAD OF FAMILY		W. H.		E.D.	SHEET
W		34	Ark.			85	60
COLOR		AGE	BIRTHPLACE		VOL.		
W		34	Ark.		91		
COUNTY				CITY			
Lamar							
OTHER MEMBERS OF FAMILY							
NAME		RELATIONSHIP	AGE	BIRTHPLACE			
Carla		W	25				
Lester		S	9				
Austin		S	6				
Averne		D	3				
Joe		P	82				

FORM 10 636
1910 CENSUS INDEX - FAMILY

U S DEPARTMENT OF COMMERCE
BUREAU OF THE CENSUS

TEXAS

W300	HEAD OF FAMILY Wood, W. H.		E. D. 78	SHEET 15
COLOR W	AGE 47	BIRTHPLACE Kan	VOL 97	
COUNTY McLennan		CITY Waco		
OTHER MEMBERS OF FAMILY				
NAME		RELATIONSHIP	AGE	BIRTHPLACE
Anna		W	46	
Mary Belle		D	16	
William H.		S	13	
Hosie		S	11	
Alice		D	8	
Freddy		S	3	

FORM 10-636
1910. CENSUS INDEX - FAMILY

U. S. DEPARTMENT OF COMMERCE
BUREAU OF THE CENSUS

TEXAS

W300	HEAD OF FAMILY White W. H.		E. D. 26	SHEET 92
COLOR W	AGE 42	BIRTHPLACE		VOL. 11
COUNTY Bexar	CITY San Antonio			
OTHER MEMBERS OF FAMILY				
NAME		RELATIONSHIP	AGE	BIRTHPLACE
Aulda		W	25	
Schwartz Mary		ML	42	
Cotelle		SIL	19	
Robert Mae		SIL	17	
+ 1 se.				

FORM 10 636
1910 CENSUS INDEX - FAMILYU. S. DEPARTMENT OF COMMERCE
BUREAU OF THE CENSUS

TEXAS

10300	HEAD OF FAMILY Wygatt W. H.		E.D. 21	SHEET 8
COLOR W.	AGE 36	BIRTHPLACE		VOL. 24
COUNTY Coke		CITY		
OTHER MEMBERS OF FAMILY				
NAME		RELATIONSHIP	AGE	BIRTHPLACE
Bessie		C	27	
Ray		S	3	
Nellie		D	1/2	
W. H.		F	78	Ark.

FORM 10-636
1910 CENSUS INDEX - FAMILY

U.S. DEPARTMENT OF COMMERCE
BUREAU OF THE CENSUS

TEXAS

W 300		HEAD OF FAMILY		E.D.	SHEET
Wood		21 21		78	449
COLOR	AGE	BIRTHPLACE		VOL.	
W	26	Ill.		49	
COUNTY	Falls		CITY		
			Marlin		
OTHER MEMBERS OF FAMILY					
	NAME	RELATIONSHIP	AGE	BIRTHPLACE	
	Annice	W	22		

FORM 10-636

1910 CENSUS INDEX - FAMILY

U.S. DEPARTMENT OF COMMERCE
BUREAU OF THE CENSUS

TEXAS

101300		HEAD OF FAMILY		E.O.	SHEET
COLOR	AGE	BIRTHPLACE		134	288
COUNTY	77	City		VOL.	80
CITY <i>Quinlan</i>					
OTHER MEMBERS OF FAMILY					
NAME		RELATIONSHIP	AGE	BIRTHPLACE	
<i>Wm J</i>		<i>D</i>	<i>14</i>		
<i>John</i>		<i>D</i>	<i>8</i>		
<i>John</i>		<i>S</i>	<i>5</i>		

FORM 10 636

1910 CENSUS INDEX - FAMILY

U.S. DEPARTMENT OF COMMERCE
BUREAU OF THE CENSUS

TEXAS

11300	HEAD OF FAMILY <i>Whelan, W. J.</i>		E.D. <i>44</i>	SHEET <i>349</i>
COLOR <i>W.</i>	AGE <i>37</i>	BIRTHPLACE <i>Pa.</i>	VOL. <i>108</i>	
COUNTY <i>Navarro</i>	CITY			
OTHER MEMBERS OF FAMILY				
	NAME	RELATIONSHIP	AGE	BIRTHPLACE
	<i>Wife</i>	<i>W</i>	<i>33</i>	<i>Pa.</i>
	<i>Child</i>	<i>D</i>	<i>11</i>	<i>Pa.</i>
	<i>Child</i>	<i>D</i>	<i>2</i>	

FORM 10 636
1910 CENSUS INDEX - FAMILYU. S. DEPARTMENT OF COMMERCE
BUREAU OF THE CENSUS

TEXAS

W 300	HEAD OF FAMILY Whites W Green		E.D. 103	SHEET 200
COLOR W.	AGE 55	BIRTHPLACE La	VOL. 60	
COUNTY	Grayson		CITY Whitakers	
OTHER MEMBERS OF FAMILY				
	NAME	RELATIONSHIP	AGE	BIRTHPLACE
	Mary	W	41	
	Susan	D	18	
	Mary	D	14	
	W L	S	12	
	+ 1 S e			
	+ 1 B o			

FORM 10-636

1910 CENSUS INDEX - FAMILY

U.S. DEPARTMENT OF COMMERCE
BUREAU OF THE CENSUS

TEXAS

HEAD OF FAMILY			E.D.	SHEET
COLOR	AGE	BIRTHPLACE	VOL.	
COUNTY	Harrison		CITY	
OTHER MEMBERS OF FAMILY				
NAME		RELATIONSHIP	AGE	BIRTHPLACE
Julia		w	10	

FORM 10 636
1910 CENSUS INDEX - FAMILY

U.S. DEPARTMENT OF COMMERCE
BUREAU OF THE CENSUS

TEXAS

31310	HEAD OF FAMILY W. H. W. 7		E.D. 125	SHEET 76
COLOR B -	AGE 30	BIRTHPLACE		VOL. 117
COUNTY Red River	CITY			
OTHER MEMBERS OF FAMILY				
NAME		RELATIONSHIP	AGE	BIRTHPLACE
<i>[Handwritten signature]</i>				
<i>[Handwritten signature]</i>				
<i>[Handwritten signature]</i>				
<i>[Handwritten signature]</i>				
<i>[Handwritten signature]</i>				
<i>[Handwritten signature]</i>				
<i>[Handwritten signature]</i>				
<i>[Handwritten signature]</i>				

FORM 10 638
1910 CENSUS INDEX - FAMILY

U. S. DEPARTMENT OF COMMERCE
BUREAU OF THE CENSUS

TEXAS

W300	HEAD OF FAMILY		W. F.	E.O.	SHEET
	Lubite			66	93
COLOR	AGE	BIRTHPLACE		VOL.	
W	35			64	
COUNTY	Hamilton		CITY		
-					
OTHER MEMBERS OF FAMILY					
NAME		RELATIONSHIP	AGE	BIRTHPLACE	
Mary C		W	29		
Billie		D	8		
John Th		S	7		
Polley		D	5		
Estelle		D	2		
Mary T		D	2 1/2		

FORM 10 636
1910 CENSUS INDEX - FAMILY

U. S. DEPARTMENT OF COMMERCE
BUREAU OF THE CENSUS

TEXAS

10300	HEAD OF FAMILY H. L. Taylor		S.O. 71	SHEET 15
COLOR W	AGE 63	BIRTHPLACE Ky	VOL. 36	
COUNTY		CITY		
OTHER MEMBERS OF FAMILY				
NAME		RELATIONSHIP	AGE	BIRTHPLACE
1 - Sadie W.		W	43	
Margaret J. Taylor		Sub	24	Ind.

FORM 10 836
1910 CENSUS INDEX - FAMILY

U. S. DEPARTMENT OF COMMERCE
BUREAU OF THE CENSUS

TEXAS

21300		NAME OF INDIVIDUAL Hade - 94 E		E.D. 74	SHEET 15
COLOR W	AGE 51	BIRTHPLACE Ky		VOL. 26	
COUNTY Collin			CITY		
ENUMERATED WITH Dysart J C					
RELATIONSHIP TO ABOVE					
<input type="checkbox"/> SON	<input type="checkbox"/> NEPHEW	<input type="checkbox"/> STEPSON			
<input type="checkbox"/> DAUGHTER	<input type="checkbox"/> NIECE	<input type="checkbox"/> STEPDAUGHTER			
<input type="checkbox"/> BROTHER	<input type="checkbox"/> FATHER-IN-LAW	<input type="checkbox"/> COUSIN			
<input type="checkbox"/> SISTER	<input checked="" type="checkbox"/> MOTHER-IN-LAW	<input type="checkbox"/> HIRED MAN			
<input type="checkbox"/> FATHER	<input type="checkbox"/> SON-IN-LAW	<input type="checkbox"/> ROOMER			
<input type="checkbox"/> MOTHER	<input type="checkbox"/> DAUGHTER-IN-LAW	<input type="checkbox"/> SERVANT			
<input type="checkbox"/> GRANDSON	<input type="checkbox"/> BROTHER-IN-LAW	<input type="checkbox"/> OTHER (Specify)			
<input type="checkbox"/> GRANDDAUGHTER	<input type="checkbox"/> SISTER-IN-LAW				
<input type="checkbox"/> GRANDCHILD	<input type="checkbox"/> ORPHAN				

FORM 10 837
1910 CENSUS INDEX - INDIVIDUAL

U. S. DEPARTMENT OF COMMERCE
BUREAU OF THE CENSUS

TEXAS

6301	NAME OF INDIVIDUAL White W. G. Mrs.		E.O. 62	SHEET 185
COLOR 62	AGE 49	BIRTHPLACE Ja	VOL. 62	
COUNTY Hidalgo		CITY Mercedes		
ENUMERATED WITH White J. D.				
RELATIONSHIP TO ABOVE				
<input type="checkbox"/> SON	<input type="checkbox"/> NEPHEW	<input type="checkbox"/> STEPSON		
<input type="checkbox"/> DAUGHTER	<input type="checkbox"/> NIECE	<input type="checkbox"/> STEPDAUGHTER		
<input checked="" type="checkbox"/> BROTHER	<input type="checkbox"/> FATHER-IN-LAW	<input type="checkbox"/> COUSIN		
<input type="checkbox"/> SISTER	<input type="checkbox"/> MOTHER-IN-LAW	<input type="checkbox"/> HIRED MAN		
<input type="checkbox"/> FATHER	<input type="checkbox"/> SON-IN-LAW	<input type="checkbox"/> ROOMER		
<input type="checkbox"/> MOTHER	<input type="checkbox"/> DAUGHTER-IN-LAW	<input type="checkbox"/> SERVANT		
<input type="checkbox"/> GRANDSON	<input type="checkbox"/> BROTHER-IN-LAW	<input type="checkbox"/> OTHER (Specify)		
<input type="checkbox"/> GRANDDAUGHTER	<input type="checkbox"/> SISTER-IN-LAW			
<input type="checkbox"/> GRANDCHILD	<input type="checkbox"/> ORPHAN			

FORM 10-637
1910 CENSUS INDEX - INDIVIDUAL

U. S. DEPARTMENT OF COMMERCE
BUREAU OF THE CENSUS

TEXAS

1030		HEAD OF FAMILY		E.D.	SHEET
White W E				111	131
COLOR -	AGE	BIRTHPLACE		VOL.	
W	45			140	
COUNTY			CITY		
Van Zandt					
OTHER MEMBERS OF FAMILY					
NAME		RELATION- SHIP	AGE	BIRTHPLACE	
Mattie		W	29	Ala	
Lee		S	16		
J. B.		S	7		
Francis		S	4		

FORM 10 636
1910 CENSUS INDEX - FAMILY

U S DEPARTMENT OF COMMERCE
BUREAU OF THE CENSUS

TEXAS

W300		HEAD OF FAMILY		Wood W E		E.D.	SHEET
COLOR	W	AGE	73	BIRTHPLACE	Eng	91	29
COUNTY	Gonzales			CITY		VOL.	59
OTHER MEMBERS OF FAMILY							
NAME	RELATIONSHIP	AGE	BIRTHPLACE				
Lillie	W	36	Eng				
Maud	D	14					
William	S	11					
Stanley	S	5					
Ruby	D	2					
Ralf	S	7/12					

TEXAS

W 300	HEAD OF FAMILY		Wood. W.E.	E.O.	SHEET
COLOR	AGE	BIRTHPLACE		228	163
W	34	Texas		VOL.	123
COUNTY	Scurry		CITY		
OTHER MEMBERS OF FAMILY,					
NAME		RELATIONSHIP	AGE	BIRTHPLACE	
1 Mrs.		W	30	Tex	

FORM 10-636
1910 CENSUS INDEX - FAMILY

U.S. DEPARTMENT OF COMMERCE
BUREAU OF THE CENSUS

TEXAS

1300		HEAD OF FAMILY		White W E		E.D.	SHEET
COLOR	W	AGE	28	BIRTHPLACE		84	16
COUNTY				Dallas		VOL. 37	
				CITY		1	
OTHER MEMBERS OF FAMILY							
NAME		RELATIONSHIP	AGE	BIRTHPLACE			
James		W	20				

FORM 10-636
1910 CENSUS INDEX - FAMILY

U.S. DEPARTMENT OF COMMERCE
BUREAU OF THE CENSUS

TEXAS

W.C.O.		HEAD OF FAMILY		Wood W.C.		E.O.	SHEET
COLOR	AGE	BIRTHPLACE				163	29
W	21					VOL. 141	
COUNTY			Walker		CITY		
OTHER MEMBERS OF FAMILY							
NAME		RELATIONSHIP	AGE	BIRTHPLACE			
/ Noami		W.	20				
/ Williams		S.	12				

FORM 10-636
1910 CENSUS INDEX - FAMILY

U.S. DEPARTMENT OF COMMERCE
BUREAU OF THE CENSUS

TEXAS

W 300	NAME OF INDIVIDUAL <i>Hood W.D.</i>		E.D. <i>151</i>	SHEET <i>129</i>
COLOR <i>W</i>	AGE <i>21</i>	BIRTHPLACE <i>Wk</i>	VOL. <i>129</i>	
COUNTY <i>Tarrant</i>		CITY <i>Fort Worth</i>		
ENUMERATED WITH <i>Cosey A.S.</i>				
RELATIONSHIP TO ABOVE				
<input type="checkbox"/> SON	<input type="checkbox"/> NEPHEW	<input type="checkbox"/> STEPSON		
<input type="checkbox"/> DAUGHTER	<input type="checkbox"/> NIECE	<input type="checkbox"/> STEPDAUGHTER		
<input checked="" type="checkbox"/> BROTHER	<input type="checkbox"/> FATHER-IN-LAW	<input type="checkbox"/> COUSIN		
<input type="checkbox"/> SISTER	<input type="checkbox"/> MOTHER-IN-LAW	<input type="checkbox"/> HIRED MAN		
<input type="checkbox"/> FATHER	<input type="checkbox"/> SON-IN-LAW	<input type="checkbox"/> ROOMER		
<input type="checkbox"/> MOTHER	<input type="checkbox"/> DAUGHTER-IN-LAW	<input type="checkbox"/> SERVANT		
<input type="checkbox"/> GRANDSON	<input type="checkbox"/> BROTHER-IN-LAW	<input type="checkbox"/> OTHER (<i>Specify</i>)		
<input type="checkbox"/> GRANDDAUGHTER	<input type="checkbox"/> SISTER-IN-LAW			
<input type="checkbox"/> GRANDCHILD	<input type="checkbox"/> ORPHAN			

FORM 10-637
1910 CENSUS INDEX - INDIVIDUAL

U. S. DEPARTMENT OF COMMERCE
BUREAU OF THE CENSUS

TEXAS

W300		HEAD OF FAMILY		E.D.	SHEET
W		AGE	BIRTHPLACE	73	190
COUNTY		48	TX	VOL.	90
Lamar			CITY		
OTHER MEMBERS OF FAMILY					
NAME		RELATIONSHIP	AGE	BIRTHPLACE	
Lucy		W	56	TX	

FORM 10 638
1910 CENSUS INDEX - FAMILY

U.S. DEPARTMENT OF COMMERCE
BUREAU OF THE CENSUS

TEXAS

HEAD OF FAMILY <i>Richard W. D.</i>		E.D. <i>10</i>	SHEET <i>8</i>
COLOR <i>J</i>	AGE <i>38</i>	BIRTHPLACE	
COUNTY <i>Brazos</i>		CITY <i>Bryan</i>	
OTHER MEMBERS OF FAMILY			
NAME	RELATIONSHIP	AGE	BIRTHPLACE
<i>Lillian</i>	<i>W</i>	<i>36</i>	
<i>J. M.</i>	<i>S</i>	<i>24</i>	

FORM 10 636-
1910 CENSUS INDEX - FAMILYU. S. DEPARTMENT OF COMMERCE
BUREAU OF THE CENSUS

TEXAS

W 300		NAME OF INDIVIDUAL		E.D.	SHEET
Wyatt W. D.		Wyatt W. D.		21	8
COLOR	AGE	BIRTHPLACE		VOL.	
W	78	Ark		24	
COUNTY			CITY		
Coke					
ENUMERATED WITH					
Wyatt W. D.					
RELATIONSHIP TO ABOVE					
<input type="checkbox"/> SON	<input type="checkbox"/> NEPHEW	<input type="checkbox"/> STEPSON			
<input type="checkbox"/> DAUGHTER	<input type="checkbox"/> NIECE	<input type="checkbox"/> STEPDAUGHTER			
<input type="checkbox"/> BROTHER	<input type="checkbox"/> FATHER-IN-LAW	<input type="checkbox"/> COUSIN			
<input type="checkbox"/> SISTER	<input type="checkbox"/> MOTHER-IN-LAW	<input type="checkbox"/> Hired MAN			
<input type="checkbox"/> FATHER	<input type="checkbox"/> SON-IN-LAW	<input type="checkbox"/> ROOMER			
<input type="checkbox"/> MOTHER	<input type="checkbox"/> DAUGHTER-IN-LAW	<input type="checkbox"/> SERVANT			
<input type="checkbox"/> GRANDSON	<input type="checkbox"/> BROTHER-IN-LAW	<input type="checkbox"/> OTHER (Specify)			
<input type="checkbox"/> GRANDDAUGHTER	<input type="checkbox"/> SISTER-IN-LAW				
<input type="checkbox"/> GRANDCHILD	<input type="checkbox"/> NEPHEW				

FORM 10-57

1910 CENSUS INDEX - INDIVIDUAL

U. S. DEPARTMENT OF COMMERCE
BUREAU OF THE CENSUS

TEXAS

10300		HEAD OF FAMILY		White		W.D.		E.D.	SHEET	
COLOR	W	AGE	40	BIRTHPLACE	W.D.			273	110	
COUNTY	Taylor			CITY					VOL.	123
OTHER MEMBERS OF FAMILY										
NAME		RELATIONSHIP	AGE	BIRTHPLACE						
Lucita		W	32	W.D.						
Leonard		S	18	/						
Linda		S	13	/						
Clinton		S	10	/						

FORM 10-636
1910 CENSUS INDEX - FAMILY

U.S. DEPARTMENT OF COMMERCE
BUREAU OF THE CENSUS

TEXAS

11900		HEAD OF FAMILY		Wood, W D		E.D.	SHEET
COLOR	W	AGE	22	BIRTHPLACE	W Va.	56	179
COUNTY	Harrison			CITY		VOL.	70
OTHER MEMBERS OF FAMILY							
NAME		RELATIONSHIP	AGE	BIRTHPLACE			
George		S	26				
Bert		S	23				

FORM 10-636
1910 CENSUS INDEX - FAMILYU. S. DEPARTMENT OF COMMERCE
BUREAU OF THE CENSUS

TEXAS

10300		NAME OF INDIVIDUAL <i>White, Clarence</i>		E.O. <i>128306</i>	SHEET
COLOR <i>W</i>	AGE <i>24</i>	BIRTHPLACE <i>Ind</i>		VOL. <i>143</i>	
COUNTY <i>Williamson</i>		CITY			
ENUMERATED WITH <i>Mocking William</i>					
RELATIONSHIP TO ABOVE					
<input type="checkbox"/> SON	<input type="checkbox"/> NEPHEW	<input type="checkbox"/> STEPSON			
<input type="checkbox"/> DAUGHTER	<input type="checkbox"/> NIECE	<input type="checkbox"/> STEPDAUGHTER			
<input type="checkbox"/> BROTHER	<input type="checkbox"/> FATHER-IN-LAW	<input type="checkbox"/> COUSIN			
<input type="checkbox"/> SISTER	<input type="checkbox"/> MOTHER-IN-LAW	<input type="checkbox"/> HIRED MAN			
<input type="checkbox"/> FATHER	<input type="checkbox"/> SON-IN-LAW	<input checked="" type="checkbox"/> ROOMER			
<input type="checkbox"/> MOTHER	<input type="checkbox"/> DAUGHTER-IN-LAW	<input type="checkbox"/> SERVANT			
<input type="checkbox"/> GRANDSON	<input type="checkbox"/> BROTHER-IN-LAW	<input type="checkbox"/> OTHER (<i>Specify</i>)			
<input type="checkbox"/> GRANDDAUGHTER	<input type="checkbox"/> SISTER-IN-LAW				
<input type="checkbox"/> GRANDCHILD	<input type="checkbox"/> ORPHAN				

FORM **BC-627** (5-5-67)
FORMERLY 10-637

U.S. DEPARTMENT OF COMMERCE
BUREAU OF THE CENSUS

1910 CENSUS INDEX - INDIVIDUAL

TEXAS

W 300	HEAD OF FAMILY		Wood, W. C.		E.D.	SHEET
COLOR	AGE	BIRTHPLACE			112	10
W	41				VOL. 69	
COUNTY			Harris	CITY		
OTHER MEMBERS OF FAMILY						
NAME		RELATIONSHIP	AGE	BIRTHPLACE		
/ E. E.		W	27			

FORM 10-636
1910 CENSUS INDEX - FAMILY

U.S. DEPARTMENT OF COMMERCE
BUREAU OF THE CENSUS

TEXAS

10300	HEAD OF FAMILY		Wade, W. C.		E.D.	SHEET
COLOR	AGE	BIRTHPLACE		VOL.		
W	38	Miss.		69		
COUNTY		Harris		CITY		
OTHER MEMBERS OF FAMILY						
NAME		RELATIONSHIP	AGE	BIRTHPLACE		
W. E.		W	37	La		
Ernie		S	13			
Mamie		LT	11			

FORM 10 636
1910 CENSUS INDEX - FAMILY

U. S. DEPARTMENT OF COMMERCE
BUREAU OF THE CENSUS

TEXAS

W.300		NAME OF INDIVIDUAL Wood WC		E. D. 701	SHEET 103
COLOR W	AGE 27	BIRTHPLACE		VOL. 68	
COUNTY Harris			CITY Houston		
ENUMERATED WITH Sola Anna					
RELATIONSHIP TO ABOVE					
<input type="checkbox"/> SON	<input type="checkbox"/> NEPHEW	<input type="checkbox"/> STEPSON			
<input type="checkbox"/> DAUGHTER	<input type="checkbox"/> NIECE	<input type="checkbox"/> STEPDAUGHTER			
<input checked="" type="checkbox"/> BROTHER	<input type="checkbox"/> FATHER-IN-LAW	<input type="checkbox"/> COUSIN			
<input type="checkbox"/> SISTER	<input type="checkbox"/> MOTHER-IN-LAW	<input type="checkbox"/> HIRED MAN			
<input type="checkbox"/> FATHER	<input type="checkbox"/> SON-IN-LAW	<input type="checkbox"/> ROOMER			
<input type="checkbox"/> MOTHER	<input type="checkbox"/> DAUGHTER-IN-LAW	<input type="checkbox"/> SERVANT			
<input type="checkbox"/> GRANDSON	<input type="checkbox"/> BROTHER-IN-LAW	<input type="checkbox"/> OTHER (Specify)			
<input type="checkbox"/> GRANDDAUGHTER	<input type="checkbox"/> SISTER-IN-LAW				
<input type="checkbox"/> GRANDCHILD	<input type="checkbox"/> ORPHAN				

FORM 10 837
1910 CENSUS INDEX - INDIVIDUAL

U. S. DEPARTMENT OF COMMERCE
BUREAU OF THE CENSUS

TEXAS

W300		NAME OF INDIVIDUAL White, W.C.		E.D.	SHEET
COLOR W	AGE 35	BIRTHPLACE Mo		11	7
COUNTY			CITY	VOL.	
			Bastrop	5	
ENUMERATED WITH - Jennings, R.E.					
RELATIONSHIP TO ABOVE					
<input type="checkbox"/> SON	<input type="checkbox"/> NEPHEW	<input type="checkbox"/> STEPSON			
<input type="checkbox"/> DAUGHTER	<input type="checkbox"/> NIECE	<input type="checkbox"/> STEPDAUGHTER			
<input type="checkbox"/> BROTHER	<input type="checkbox"/> FATHER-IN-LAW	<input type="checkbox"/> COUSIN			
<input type="checkbox"/> SISTER	<input type="checkbox"/> MOTHER-IN-LAW	<input type="checkbox"/> MIXED MAN			
<input type="checkbox"/> FATHER	<input type="checkbox"/> SON-IN-LAW	<input checked="" type="checkbox"/> ROOMER			
<input type="checkbox"/> MOTHER	<input type="checkbox"/> DAUGHTER-IN-LAW	<input type="checkbox"/> SERVANT			
<input type="checkbox"/> GRANDSON	<input type="checkbox"/> BROTHER-IN-LAW	<input type="checkbox"/> OTHER (Specify)			
<input type="checkbox"/> GRANDDAUGHTER	<input type="checkbox"/> SISTER-IN-LAW				
<input type="checkbox"/> GRANDCHILD	<input type="checkbox"/> ORPHAN				

FORM 10-637

1910 CENSUS INDEX - INDIVIDUAL

U.S. DEPARTMENT OF COMMERCE
BUREAU OF THE CENSUS

TEXAS

11 30	HEAD OF FAMILY W. Pitt W.C.		E.D. 217	SHEET 123
COLOR W	AGE 50	BIRTHPLACE	VOL. 116	
COUNTY San Saba		CITY		
OTHER MEMBERS OF FAMILY				
NAME		RELATIONSHIP	AGE	BIRTHPLACE
W. L.		W	31	
K. L.		L	7	
Ruthanda J.			6	
Clyde J.		J	4	
Baby		B	$\frac{4}{12}$	

FORM 10-636
1910 CENSUS INDEX - FAMILY

U. S. DEPARTMENT OF COMMERCE
BUREAU OF THE CENSUS

TEXAS

111300		HEAD OF FAMILY		Made 27 C		E.D.	SHEET
COLOR	W	AGE	35	BIRTHPLACE	I.	118	208
COUNTY	Williamson			CITY		VOL.	143
OTHER MEMBERS OF FAMILY							
	NAME	RELATIONSHIP	AGE	BIRTHPLACE			
	Williamson	H	32	Ia			
	Clara	W	22				
	William	S	10				
	Edward	S	6				
	John	S	11				
	William	S	3				

FORM 10 636
1910 CENSUS INDEX - FAMILY

U S DEPARTMENT OF COMMERCE
BUREAU OF THE CENSUS

TEXAS

W300	HEAD OF FAMILY Head W B		E.D. 15	SHEET 19
COLOR W	AGE 27	BIRTHPLACE		VOL. 26
COUNTY Collin		CITY		
OTHER MEMBERS OF FAMILY				
NAME		RELATION- SHIP	AGE	BIRTHPLACE
Sally B		W	24	Leoni
Hanson		S	4	

FORM 10-636

1910 CENSUS INDEX - FAMILY

U.S. DEPARTMENT OF COMMERCE
BUREAU OF THE CENSUS

TEXAS

6300	HEAD OF FAMILY Wood, W B		E.D. 183	SHEET 68
COLOR W	AGE 77	BIRTHPLACE Iowa	VOL. 113	
COUNTY Palo Pinto		CITY		
OTHER MEMBERS OF FAMILY				
	NAME	RELATION- SHIP	AGE	BIRTHPLACE
✓	Wood, Allie	W	25	
-	William	S	20	
	Mentry	S	15	
-	George	S	1	

FORM 10 636
1910 CENSUS INDEX - FAMILY

U. S. DEPARTMENT OF COMMERCE
BUREAU OF THE CENSUS

TEXAS

11300	HEAD OF FAMILY Wade W B		E.D. 10521	SHEET 21
COLOR W	AGE 42	BIRTHPLACE	VOL. -107	
COUNTY Nacogdoches		CITY		
OTHER MEMBERS OF FAMILY				
NAME	RELATIONSHIP	AGE	BIRTHPLACE	
Lora	W	33		
Maudie	D	11		
Mary	P	7		
George	S	6		
Willie	S	4		
Esther	D	172		
Chancellor Mary	M L	68		

FORM 10 636

1910 CENSUS INDEX - FAMILY

U. S. DEPARTMENT OF COMMERCE
BUREAU OF THE CENSUS

TEXAS

14300	HEAD OF FAMILY Weed WB		E.D. 110	SHEET 7
COLOR W	AGE 22	BIRTHPLACE		VOL. 17
COUNTY Brown			CITY	
OTHER MEMBERS OF FAMILY				
NAME		RELATIONSHIP	AGE	BIRTHPLACE
Weed Mary L		W	20	
/ Melvin S		S	2	
/ William M		S	1/2	

FORM 10 636

1910 CENSUS INDEX - FAMILY

U. S. DEPARTMENT OF COMMERCE
BUREAU OF THE CENSUS

TEXAS

4300	NAME OF INDIVIDUAL White W. B.		E.O. 45	SHEET 110
COLOR W	AGE 38	BIRTHPLACE D.C.	VOL. 34	
COUNTY Dallas		CITY Dallas		
ENUMERATED WITH Young Harry				
RELATIONSHIP TO ABOVE				
<input type="checkbox"/> SON	<input type="checkbox"/> NEPHEW	<input type="checkbox"/> STEPSON		
<input type="checkbox"/> DAUGHTER	<input type="checkbox"/> NIECE	<input type="checkbox"/> STEPDAUGHTER		
<input type="checkbox"/> BROTHER	<input type="checkbox"/> FATHER-IN-LAW	<input type="checkbox"/> COUSIN		
<input type="checkbox"/> SISTER	<input type="checkbox"/> MOTHER-IN-LAW	<input type="checkbox"/> HIRED MAN		
<input type="checkbox"/> FATHER	<input type="checkbox"/> SON-IN-LAW	<input type="checkbox"/> ROOMER		
<input type="checkbox"/> MOTHER	<input type="checkbox"/> DAUGHTER-IN-LAW	<input type="checkbox"/> SERVANT		
<input type="checkbox"/> GRANDSON	<input checked="" type="checkbox"/> BROTHER-IN-LAW	<input type="checkbox"/> OTHER (Specify)		
<input type="checkbox"/> GRANDDAUGHTER	<input type="checkbox"/> SISTER-IN-LAW			
<input checked="" type="checkbox"/> GRANDCHILD	<input type="checkbox"/> ORPHAN			

FORM 10-637
1910 CENSUS INDEX - INDIVIDUAL

U. S. DEPARTMENT OF COMMERCE
BUREAU OF THE CENSUS

TEXAS

HEAD OF FAMILY		E.D.		SHEET	
COLOR	AGE	BIRTHPLACE	39	237	
COUNTY	Rusk		VOL. 121		
CITY					
OTHER MEMBERS OF FAMILY					
NAME		RELATIONSHIP	AGE	BIRTHPLACE	
[Handwritten Name]		[Handwritten Relation]	45	[Handwritten Birthplace]	
[Handwritten Name]		[Handwritten Relation]	32	[Handwritten Birthplace]	

FORM 10 636
 1910 CENSUS INDEX - FAMILY

U S DEPARTMENT OF COMMERCE
 BUREAU OF THE CENSUS

TEXAS

HEAD OF FAMILY		E.D.		SHEET	
White		58		112	
COLOR	AGE	BIRTHPLACE		VOL.	
W	34	Missouri		84	
COUNTY			CITY		
Johnson			Harrison		
OTHER MEMBERS OF FAMILY					
NAME		RELATIONSHIP	AGE	BIRTHPLACE	
James		W.	52		

FORM 1-10-30
1910 CENSUS INDEX FAMILY

U. S. DEPARTMENT OF COMMERCE
BUREAU OF THE CENSUS

TEXAS

W300	HEAD OF FAMILY White W A.		E.D. 43	SHEET 167
COLOR W	AGE 55	BIRTHPLACE	VOL. 41	
COUNTY	Eastland		CITY	
OTHER MEMBERS OF FAMILY				
	NAME	RELATIONSHIP	AGE	BIRTHPLACE
	Jarah	W	52	
	Frank	S	21	
	Mark	S	19	
	Dad	S	17	
	Pearl	D	15	
	Willie	S	12	
McCoy	John C	FL	15	

FORM 10-6366
1910 CENSUS INDEX - INDIVIDUAL

U.S. DEPARTMENT OF COMMERCE
BUREAU OF THE CENSUS

TEXAS

W300		HEAD OF FAMILY		E.D.	SHEET
1454		146		4	
COLOR	AGE	BIRTHPLACE		VOL. 46	
	38				
COUNTY	Ellis		CITY		
OTHER MEMBERS OF FAMILY					
NAME	RELATIONSHIP	AGE	BIRTHPLACE		
William	H	37			
John	S	17			
Robert	S	15			
Frank	S	13			
Clayton	S	10			

FORM 10-636

1910 CENSUS INDEX - FAMILY

U.S. DEPARTMENT OF COMMERCE
BUREAU OF THE CENSUS

TEXAS

0-300	HEAD OF FAMILY		E.D.	SHEET
			118	112
COLOR	AGE	BIRTHPLACE	VOL.	
W	57		117	
COUNTY	Red River		CITY	
OTHER MEMBERS OF FAMILY				
NAME		RELATIONSHIP	AGE	BIRTHPLACE
W. M. Jones		W	47	Tex.
M. M. Jones		S	25	Tex.
L. M. Jones		D. S.	31	

FORM 10-636

1910 CENSUS INDEX - FAMILY

U.S. DEPARTMENT OF COMMERCE
BUREAU OF THE CENSUS

TEXAS

10300		HEAD OF FAMILY		W. W. A.		E.D.	SHEET
COLOR	AGE	BIRTHPLACE		-		VOL.	121
W.	54					19	
COUNTY				Erath		CITY	
OTHER MEMBERS OF FAMILY							
NAME		RELATIONSHIP	AGE	BIRTHPLACE			
Sister		W	46				
Mother D		S	18				
Emma		W	16	\$			
James W		S	12				
Elmer		D	20				
Hattie L		D	18				
Lester		W	5				

FORM 10-636
1910 CENSUS INDEX - FAMILY

U.S. DEPARTMENT OF COMMERCE
BUREAU OF THE CENSUS

TEXAS

Wife	HEAD OF FAMILY		Wade, W. A.	E.D.	SHEET
COLOR	AGE	BIRTHPLACE		134	110
W	35			VOL.	93
COUNTY	LEWIS		CITY	Loomis	
OTHER MEMBERS OF FAMILY					
NAME		RELATIONSHIP	AGE	BIRTHPLACE	
Ruby		W	30		

FORM 10 636
1910 CENSUS INDEX - FAMILY

U S DEPARTMENT OF COMMERCE
BUREAU OF THE CENSUS

TEXAS

W300	HEAD OF FAMILY White, W. A.		E.D. 1	SHEET 5
COLOR w.	AGE 75	BIRTHPLACE Tenn.	VOL. 7	
COUNTY Bell		CITY		
OTHER MEMBERS OF FAMILY				
NAME		RELATIONSHIP	AGE	BIRTHPLACE
1 Julia E.		Da	77	Tenn.

FORM 10-636
1910 CENSUS INDEX - FAMILY

U. S. DEPARTMENT OF COMMERCE
BUREAU OF THE CENSUS

TEXAS

1030	HEAD OF FAMILY		E.D.	SHEET
1030	22	W. Va.	103	1
1030	AGE	BIRTHPLACE	VOL.	
1030	W. Va.	W. Va.	103	
COUNTY	CITY			
	OTHER MEMBERS OF FAMILY			
NAME	RELATIONSHIP	AGE	BIRTHPLACE	
Wife	W	21		
Miss Mary	Da	26		

FORM 10-636
 1910 CENSUS INDEX - FAMILY

U. S. DEPARTMENT OF COMMERCE
 BUREAU OF THE CENSUS

TEXAS

11 200	HEAD OF FAMILY Wood W. G.		E.D. 18	SHEET 6
COLOR W	AGE 36	BIRTHPLACE	VOL. 74	
COUNTY	Henderson		CITY	
OTHER MEMBERS OF FAMILY				
	NAME	RELATIONSHIP	AGE	BIRTHPLACE
	Addie	W	28	
	Hattie	D	8	
	William	S	5	
	Bertie	S	1/12	

FORM 10 636
1910 CENSUS INDEX - FAMILY

U. S. DEPARTMENT OF COMMERCE
BUREAU OF THE CENSUS

TEXAS

W 300	HEAD OF FAMILY <i>W. A. Runnels, W. A.</i>		E.D. 220	SHEET 27
COLOR 2	AGE 5.2	BIRTHPLACE - <i>Miss</i>	VOL. 120	
COUNTY	Runnels		CITY -	
OTHER MEMBERS OF FAMILY				
NAME		RELATIONSHIP	AGE	BIRTHPLACE
<i>Betty</i>		<i>W</i>	<i>54</i>	
<i>Carl T</i>		<i>S</i>	<i>23</i>	

FORM 10-636
1910 CENSUS INDEX - FAMILY

U. S. DEPARTMENT OF COMMERCE
BUREAU OF THE CENSUS

TEXAS

HEAD OF FAMILY		E.D.		SHEET	
1730		138		112	
COLOR	AGE	BIRTHPLACE		VOL.	
W	32	Tex		135	
COUNTY			CITY		
Titus					
OTHER MEMBERS OF FAMILY					
NAME		RELATIONSHIP	AGE	BIRTHPLACE	
- Wm		W	24		
- Alice		W	7		
- Emma		W	4		
- Estee		W	1		
- Christat		W	13	Tex	

FORM 10 636
 1910 CENSUS INDEX - FAMILY

U.S. DEPARTMENT OF COMMERCE
 BUREAU OF THE CENSUS

TEXAS

43000		HEAD OF FAMILY Wade W.		E.D. 139	SHEET 41
COLOR W	AGE 30	BIRTHPLACE LA		VOL. 129	
COUNTY Tarrant			CITY Fort Worth		
OTHER MEMBERS OF FAMILY					
NAME		RELATIONSHIP	AGE	BIRTHPLACE	
B		W	27		
May		D	7		
Clunie		D	5		
Ruby		D	16		
Holland Dick		B	19		

FORM 10 636
1910 CENSUS INDEX - FAMILY

U S. DEPARTMENT OF COMMERCE
BUREAU OF THE CENSUS


TEXAS

W 300	NAME OF INDIVIDUAL <i>White, W</i>		E.D. <i>701</i>	SHEET <i>10</i>
COLOR <i>W</i>	AGE <i>25</i>	BIRTHPLACE <i>SC</i>	VOL. <i>-111</i>	
COUNTY <i>Nueces</i>		CITY <i>Corpus Christi</i>		
ENUMERATED WITH <i>Bullinger, Bessie</i>				
RELATIONSHIP TO ABOVE				
<input type="checkbox"/> SON	<input type="checkbox"/> NEPHEW	<input type="checkbox"/> STEPSON		
<input type="checkbox"/> DAUGHTER	<input type="checkbox"/> NIECE	<input type="checkbox"/> STEPDAUGHTER		
<input type="checkbox"/> BROTHER	<input type="checkbox"/> FATHER-IN-LAW	<input type="checkbox"/> COUSIN		
<input type="checkbox"/> SISTER	<input type="checkbox"/> MOTHER-IN-LAW	<input type="checkbox"/> HIRED MAN		
<input type="checkbox"/> FATHER	<input type="checkbox"/> SON-IN-LAW	<input checked="" type="checkbox"/> ROOMER		
<input type="checkbox"/> MOTHER	<input type="checkbox"/> DAUGHTER-IN-LAW	<input type="checkbox"/> SERVANT		
<input type="checkbox"/> GRANDSON	<input type="checkbox"/> BROTHER-IN-LAW	<input type="checkbox"/> OTHER (Specify)		
<input type="checkbox"/> GRANDDAUGHTER	<input type="checkbox"/> SISTER-IN-LAW			
<input type="checkbox"/> GRANDCHILD	<input type="checkbox"/> ORPHAN			

FORM 10-637
1910 CENSUS INDEX - INDIVIDUAL

U S DEPARTMENT OF COMMERCE
BUREAU OF THE CENSUS

W



TEXAS

W300	NAME OF INDIVIDUAL <i>White Vivian</i>		E.D. 56	SHEET 308
COLOR W	AGE 3	BIRTHPLACE	VOL. 77	
COUNTY Hopkins		CITY ✓		
ENUMERATED WITH <i>Capps Amos L</i>				
RELATIONSHIP TO ABOVE				
<input type="checkbox"/> SON	<input type="checkbox"/> NEPHEW	<input type="checkbox"/> STEPSON		
<input type="checkbox"/> DAUGHTER	<input type="checkbox"/> NIECE	<input checked="" type="checkbox"/> STEPDAUGHTER		
<input type="checkbox"/> BROTHER	<input type="checkbox"/> FATHER-IN-LAW	<input type="checkbox"/> COUSIN		
<input type="checkbox"/> SISTER	<input type="checkbox"/> MOTHER-IN-LAW	<input type="checkbox"/> HIRED MAN		
<input type="checkbox"/> FATHER	<input type="checkbox"/> SON-IN-LAW	<input type="checkbox"/> ROOMER		
<input type="checkbox"/> MOTHER	<input type="checkbox"/> DAUGHTER-IN-LAW	<input type="checkbox"/> SERVANT		
<input type="checkbox"/> GRANDSON	<input type="checkbox"/> BROTHER-IN-LAW	<input type="checkbox"/> OTHER (Specify)		
<input type="checkbox"/> GRANDDAUGHTER	<input type="checkbox"/> SISTER-IN-LAW			
<input type="checkbox"/> GRANDCHILD	<input type="checkbox"/> ORPHAN			

FORM 10-637

1910 CENSUS INDEX - INDIVIDUAL

U.S. DEPARTMENT OF COMMERCE
BUREAU OF THE CENSUS

TEXAS

10300	HEAD OF FAMILY		W. J. Vittala	E.D.	SHEET
COLOR	AGE	BIRTHPLACE		109	115
B	23			VOL.	146
COUNTY	Washington		CITY	Burham	
OTHER MEMBERS OF FAMILY					
NAME		RELATIONSHIP	AGE	BIRTHPLACE	
Turner		S	6		
Waller		S	5		
Castilla		D	3		
Olla Mae		D	12		

FORM 10 636
 1910 CENSUS INDEX - FAMILY

U S DEPARTMENT OF COMMERCE
 BUREAU OF THE CENSUS

TEXAS

W 300		NAME OF INDIVIDUAL -		Wheat Virginia C		E.D.	SHEET
COLOR	W	AGE	73	BIRTHPLACE	La	79	42
COUNTY				CITY		VOL.	
Jefferson				Beaumont		83	
ENUMERATED WITH							
Wheat Daniel P							
RELATIONSHIP TO ABOVE							
<input type="checkbox"/> SON	<input type="checkbox"/> NEPHEW	<input type="checkbox"/> STEPSON					
<input type="checkbox"/> DAUGHTER	<input type="checkbox"/> NIECE	<input type="checkbox"/> STEPDAUGHTER					
<input type="checkbox"/> BROTHER	<input type="checkbox"/> FATHER-IN-LAW	<input type="checkbox"/> COUSIN					
<input type="checkbox"/> SISTER	<input type="checkbox"/> MOTHER-IN-LAW	<input type="checkbox"/> HIRED MAN					
<input type="checkbox"/> FATHER	<input type="checkbox"/> SON-IN-LAW	<input type="checkbox"/> ROOMER					
<input type="checkbox"/> MOTHER	<input type="checkbox"/> DAUGHTER-IN-LAW	<input type="checkbox"/> SERVANT					
<input type="checkbox"/> GRANDSON	<input type="checkbox"/> BROTHER-IN-LAW	<input checked="" type="checkbox"/> OTHER (Specify)					
<input type="checkbox"/> GRANDDAUGHTER	<input type="checkbox"/> SISTER-IN-LAW	adoptive N					
<input type="checkbox"/> GRANDCHILD	<input type="checkbox"/> ORPHAN						

FORM 10-637
1910 CENSUS INDEX - INDIVIDUAL

U.S. DEPARTMENT OF COMMERCE
BUREAU OF THE CENSUS

TEXAS

W. 300	NAME OF INDIVIDUAL White Virginia		E.O. 35	SHEET 134
COLOR W	AGE 67	BIRTHPLACE	VOL. 53	
COUNTY Dallas		CITY Dallas		
ENUMERATED WITH Morris Acheles				
RELATIONSHIP TO ABOVE				
<input type="checkbox"/> SON	<input type="checkbox"/> NEPHEW	<input type="checkbox"/> STEPSON		
<input type="checkbox"/> DAUGHTER	<input type="checkbox"/> NIECE	<input type="checkbox"/> STEPDAUGHTER		
<input type="checkbox"/> BROTHER	<input type="checkbox"/> FATHER-IN-LAW	<input type="checkbox"/> COUSIN		
<input type="checkbox"/> SISTER	<input checked="" type="checkbox"/> MOTHER-IN-LAW	<input type="checkbox"/> HIRED MAN		
<input type="checkbox"/> FATHER	<input type="checkbox"/> SON-IN-LAW	<input type="checkbox"/> ROOMER		
<input type="checkbox"/> MOTHER	<input type="checkbox"/> DAUGHTER-IN-LAW	<input type="checkbox"/> SERVANT		
<input type="checkbox"/> GRANDSON	<input type="checkbox"/> BROTHER-IN-LAW	<input checked="" type="checkbox"/> OTHER (Specify)		
<input type="checkbox"/> GRANDDAUGHTER	<input type="checkbox"/> SISTER-IN-LAW			
<input type="checkbox"/> GRANDCHILD	<input type="checkbox"/> ORPHAN			

FORM 10-637
1910 CENSUS INDEX - INDIVIDUAL

U. S. DEPARTMENT OF COMMERCE
BUREAU OF THE CENSUS

TEXAS

W 300		NAME OF INDIVIDUAL <i>White Virginia</i>		E. D. <i>51</i>	SHEET <i>365</i>
COLOR <i>B</i>	AGE <i>21</i>	BIRTHPLACE		VOL. <i>68</i>	
COUNTY <i>Harris</i>			CITY <i>Houston</i>		
ENUMERATED WITH <i>Johnson John</i>					
RELATIONSHIP TO ABOVE					
<input type="checkbox"/> SON	<input type="checkbox"/> NEPHEW	<input type="checkbox"/> STEPSON			
<input type="checkbox"/> DAUGHTER	<input type="checkbox"/> NIECE	<input type="checkbox"/> STEPDAUGHTER			
<input type="checkbox"/> BROTHER	<input type="checkbox"/> FATHER-IN-LAW	<input type="checkbox"/> COUSIN			
<input type="checkbox"/> SISTER	<input type="checkbox"/> MOTHER-IN-LAW	<input type="checkbox"/> HIRED MAN			
<input type="checkbox"/> FATHER	<input type="checkbox"/> SON-IN-LAW	<input checked="" type="checkbox"/> ROOMER			
<input type="checkbox"/> MOTHER	<input type="checkbox"/> DAUGHTER-IN-LAW	<input type="checkbox"/> SERVANT			
<input type="checkbox"/> GRANDSON	<input type="checkbox"/> BROTHER-IN-LAW	<input type="checkbox"/> OTHER (Specify)			
<input type="checkbox"/> GRANDDAUGHTER	<input type="checkbox"/> SISTER-IN-LAW				
<input type="checkbox"/> GRANDCHILD	<input type="checkbox"/> ORPHAN				

FORM 10 637

1910 CENSUS INDEX - INDIVIDUAL

U.S. DEPARTMENT OF COMMERCE
BUREAU OF THE CENSUS

TEXAS

LU 300	NAME OF INDIVIDUAL <i>Hood Virginia</i>		E.D. <i>25</i>	SHEET <i>3</i>
COLOR <i>W.</i>	AGE <i>20</i>	BIRTHPLACE <i>Ala</i>	VOL. <i>21</i>	
COUNTY <i>Childress</i>		CITY <i>Childress</i>		
ENUMERATED WITH <i>Culbertson Andrew</i>				
RELATIONSHIP TO ABOVE				
<input type="checkbox"/> SON	<input checked="" type="checkbox"/> NEPHEW	<input type="checkbox"/> STEPSON		
<input type="checkbox"/> DAUGHTER	<input type="checkbox"/> NIECE	<input type="checkbox"/> STEPDAUGHTER		
<input type="checkbox"/> BROTHER	<input type="checkbox"/> FATHER-IN-LAW	<input type="checkbox"/> COUSIN		
<input type="checkbox"/> SISTER	<input type="checkbox"/> MOTHER-IN-LAW	<input type="checkbox"/> HIRED MAN		
<input type="checkbox"/> FATHER	<input type="checkbox"/> SON-IN-LAW	<input type="checkbox"/> ROOMER		
<input type="checkbox"/> MOTHER	<input type="checkbox"/> DAUGHTER-IN-LAW	<input type="checkbox"/> SERVANT		
<input type="checkbox"/> GRANDSON	<input type="checkbox"/> BROTHER-IN-LAW	<input type="checkbox"/> OTHER (Specify)		
<input type="checkbox"/> GRANDDAUGHTER	<input type="checkbox"/> SISTER-IN-LAW			
<input type="checkbox"/> GRANDCHILD	<input type="checkbox"/> ORPHAN			

FORM 10 437

1910 CENSUS INDEX - INDIVIDUAL

U S DEPARTMENT OF COMMERCE
BUREAU OF THE CENSUS

TEXAS

W 300		NAME OF INDIVIDUAL White, Virginia		E.D. 185	SHEET 59
COLOR W	AGE 31	BIRTHPLACE -		VOL. 33	
COUNTY Dallas			CITY Dallas		
ENUMERATED WITH White, James A					
RELATIONSHIP TO ABOVE					
<input type="checkbox"/> SON	<input type="checkbox"/> NEPHEW	<input type="checkbox"/> STEPSON			
<input type="checkbox"/> DAUGHTER	<input type="checkbox"/> NIECE	<input type="checkbox"/> STEPDAUGHTER			
<input type="checkbox"/> BROTHER	<input type="checkbox"/> FATHER-IN-LAW	<input type="checkbox"/> COUSIN			
<input type="checkbox"/> SISTER	<input type="checkbox"/> MOTHER-IN-LAW	<input checked="" type="checkbox"/> HIRED MAN			
<input type="checkbox"/> FATHER	<input type="checkbox"/> SON-IN-LAW	<input type="checkbox"/> ROOMER			
<input type="checkbox"/> MOTHER	<input checked="" type="checkbox"/> DAUGHTER-IN-LAW	<input type="checkbox"/> SERVANT			
<input type="checkbox"/> GRANDSON	<input type="checkbox"/> BROTHER-IN-LAW	<input type="checkbox"/> OTHER (Specify)			
<input type="checkbox"/> GRANDDAUGHTER	<input type="checkbox"/> SISTER-IN-LAW				
<input type="checkbox"/> GRANDCHILD	<input type="checkbox"/> ORPHAN				

FORM 10-637
1910 CENSUS INDEX - INDIVIDUAL

U. S. DEPARTMENT OF COMMERCE
BUREAU OF THE CENSUS

TEXAS

4300	NAME OF INDIVIDUAL <i>White Virginia</i>		E.D. <i>56</i>	SHEET <i>274</i>
COLOR <i>W</i>	AGE <i>7</i>	BIRTHPLACE	VOL. <i>35</i>	
COUNTY <i>Dallas</i>		CITY <i>Dallas</i>		
ENUMERATED WITH <i>Walter Edwin O.</i>				
RELATIONSHIP TO ABOVE				
<input type="checkbox"/> SON	<input type="checkbox"/> NEPHEW	<input type="checkbox"/> STEPSON		
<input type="checkbox"/> DAUGHTER	<input type="checkbox"/> NIECE	<input checked="" type="checkbox"/> STEPDAUGHTER		
<input type="checkbox"/> BROTHER	<input type="checkbox"/> FATHER-IN-LAW	<input type="checkbox"/> COUSIN		
<input type="checkbox"/> SISTER	<input type="checkbox"/> MOTHER-IN-LAW	<input type="checkbox"/> HIRED MAN		
<input type="checkbox"/> FATHER	<input type="checkbox"/> SON-IN-LAW	<input type="checkbox"/> ROOMER		
<input type="checkbox"/> MOTHER	<input type="checkbox"/> DAUGHTER-IN-LAW	<input type="checkbox"/> SERVANT		
<input type="checkbox"/> GRANDSON	<input type="checkbox"/> BROTHER-IN-LAW	<input type="checkbox"/> OTHER (<i>Specify</i>)		
<input type="checkbox"/> GRANDDAUGHTER	<input type="checkbox"/> SISTER-IN-LAW			
<input type="checkbox"/> GRANDCHILD	<input type="checkbox"/> ORPHAN			

FORM 10-637
1910 CENSUS INDEX - INDIVIDUAL

U. S. DEPARTMENT OF COMMERCE
BUREAU OF THE CENSUS

TEXAS

W 300	NAME OF INDIVIDUAL <i>White Virginia</i>		E.O. 22	SHEET 213
COLOR B	AGE 30	BIRTHPLACE	VOL. 11	
COUNTY Bexar		CITY San Antonio		
ENUMERATED WITH <i>Pelle Emmett</i>				
RELATIONSHIP TO ABOVE				
<input type="checkbox"/> SON	<input type="checkbox"/> NEPHEW	<input type="checkbox"/> STEPSON		
<input type="checkbox"/> DAUGHTER	<input type="checkbox"/> NIECE	<input type="checkbox"/> STEPDAUGHTER		
<input type="checkbox"/> BROTHER	<input type="checkbox"/> FATHER-IN-LAW	<input type="checkbox"/> COUSIN		
<input type="checkbox"/> SISTER	<input type="checkbox"/> MOTHER-IN-LAW	<input type="checkbox"/> HIRED MAN		
<input type="checkbox"/> FATHER	<input type="checkbox"/> SON-IN-LAW	<input checked="" type="checkbox"/> ROOMER		
<input type="checkbox"/> MOTHER	<input type="checkbox"/> DAUGHTER-IN-LAW	<input type="checkbox"/> SERVANT		
<input type="checkbox"/> GRANDSON	<input type="checkbox"/> BROTHER-IN-LAW	<input type="checkbox"/> OTHER (<i>Specify</i>)		
<input type="checkbox"/> GRANDDAUGHTER	<input type="checkbox"/> SISTER-IN-LAW			
<input type="checkbox"/> GRANDCHILD	<input type="checkbox"/> ORPHAN			

FORM 10 637
1910 CENSUS INDEX - INDIVIDUAL

U S DEPARTMENT OF COMMERCE
BUREAU OF THE CENSUS

TEXAS

<i>W 300</i>		NAME OF INDIVIDUAL		E.D.	SHEET
COLOR	AGE	BIRTHPLACE		<i>133</i>	<i>161</i>
<i>W</i>	<i>63</i>	<i>White, Virginia</i>		VOL.	
COUNTY			CITY	<i>123</i>	
<i>Victoria</i>					
ENUMERATED WITH					
<i>Tom, William</i>					
RELATIONSHIP TO ABOVE					
<input type="checkbox"/> SON	<input type="checkbox"/> NEPHEW	<input type="checkbox"/> STEPSON			
<input type="checkbox"/> DAUGHTER	<input type="checkbox"/> NIECE	<input type="checkbox"/> STEPDAUGHTER			
<input type="checkbox"/> BROTHER	<input type="checkbox"/> FATHER-IN-LAW	<input type="checkbox"/> COUSIN			
<input type="checkbox"/> SISTER	<input type="checkbox"/> MOTHER-IN-LAW	<input type="checkbox"/> HIRED MAN			
<input type="checkbox"/> FATHER	<input type="checkbox"/> SON-IN-LAW	<input type="checkbox"/> ROOMER			
<input type="checkbox"/> MOTHER	<input type="checkbox"/> DAUGHTER-IN-LAW	<input type="checkbox"/> SERVANT			
<input type="checkbox"/> GRANDSON	<input type="checkbox"/> BROTHER-IN-LAW	<input type="checkbox"/> OTHER (Specify)			
<input type="checkbox"/> GRANDDAUGHTER	<input type="checkbox"/> SISTER-IN-LAW	<input type="checkbox"/>			
<input type="checkbox"/> GRANDCHILD	<input type="checkbox"/> ORPHAN	<input type="checkbox"/>			

FORM BC-627 (8-8-67)
FORMERLY 10-637

1910 CENSUS INDEX - INDIVIDUAL

U.S. DEPARTMENT OF COMMERCE
BUREAU OF THE CENSUS

TEXAS

W 300	NAME OF INDIVIDUAL		Witty Virginia	E.D.	SHEET
COLOR	AGE	BIRTHPLACE		VOL.	
W	30	Tex		97	
COUNTY		McLennan	CITY		
ENUMERATED WITH					
Witty Bernice					
RELATIONSHIP TO ABOVE					
<input type="checkbox"/> SON	<input type="checkbox"/> NEPHEW	<input type="checkbox"/> STEPSON			
<input type="checkbox"/> DAUGHTER	<input type="checkbox"/> NIECE	<input type="checkbox"/> STEPDAUGHTER			
<input type="checkbox"/> BROTHER	<input type="checkbox"/> FATHER-IN-LAW	<input type="checkbox"/> COUSIN			
<input type="checkbox"/> SISTER	<input type="checkbox"/> MOTHER-IN-LAW	<input type="checkbox"/> HIRED MAN			
<input type="checkbox"/> FATHER	<input type="checkbox"/> SON-IN-LAW	<input type="checkbox"/> ROOMER			
<input checked="" type="checkbox"/> MOTHER	<input type="checkbox"/> DAUGHTER-IN-LAW	<input type="checkbox"/> SERVANT			
<input type="checkbox"/> GRANDSON	<input type="checkbox"/> BROTHER-IN-LAW	<input type="checkbox"/> OTHER (Specify)			
<input type="checkbox"/> GRANDDAUGHTER	<input type="checkbox"/> SISTER-IN-LAW				
<input type="checkbox"/> GRANDCHILD	<input type="checkbox"/> ORPHAN				

FORM 10 637

1910 CENSUS INDEX - INDIVIDUAL

U.S. DEPARTMENT OF COMMERCE
BUREAU OF THE CENSUS

TEXAS

10300		NAME OF INDIVIDUAL		E.D.	SHEET
COLOR	White	AGE	Virgil	125	383
B	4	BIRTH PLACE		VOL.	149
COUNTY		CITY			
Wood		Wood			
ENUMERATED WITH					
Greiffin Willis					
RELATIONSHIP TO ABOVE					
<input type="checkbox"/> SON	<input type="checkbox"/> NEPHEW	<input checked="" type="checkbox"/> STEPSON			
<input type="checkbox"/> DAUGHTER	<input type="checkbox"/> NIECE	<input type="checkbox"/> STEPDAUGHTER			
<input type="checkbox"/> BROTHER	<input type="checkbox"/> FATHER-IN-LAW	<input type="checkbox"/> COUSIN			
<input type="checkbox"/> SISTER	<input type="checkbox"/> MOTHER-IN-LAW	<input type="checkbox"/> HIRED MAN			
<input type="checkbox"/> FATHER	<input type="checkbox"/> SON-IN-LAW	<input type="checkbox"/> ROOMER			
<input type="checkbox"/> MOTHER	<input type="checkbox"/> DAUGHTER-IN-LAW	<input type="checkbox"/> SERVANT			
<input type="checkbox"/> GRANDSON	<input type="checkbox"/> BROTHER-IN-LAW	<input type="checkbox"/> OTHER (Specify)			
<input type="checkbox"/> GRANDDAUGHTER	<input type="checkbox"/> SISTER-IN-LAW	<input type="checkbox"/>			
<input type="checkbox"/> GRANDCHILD	<input type="checkbox"/> ORPHAN	<input type="checkbox"/>			

FORM BC-627 (8-8-67)
FORMERLY 10-687-

1910 CENSUS INDEX - INDIVIDUAL

U.S. DEPARTMENT OF COMMERCE
BUREAU OF THE CENSUS

TEXAS

u300	NAME OF INDIVIDUAL Wade, Virgil		E.D. 80	SHEET 236
COLOR Pd	AGE 2	BIRTHPLACE La	VOL. 83	
COUNTY Jefferson		CITY Beaumont		
ENUMERATED WITH Eugene, Philomena				
RELATIONSHIP TO ABOVE				
<input type="checkbox"/> SON	<input type="checkbox"/> NEPHEW	<input type="checkbox"/> STEPSON		
<input type="checkbox"/> DAUGHTER	<input type="checkbox"/> NIECE	<input type="checkbox"/> STEPDAUGHTER		
<input type="checkbox"/> BROTHER	<input type="checkbox"/> FATHER-IN-LAW	<input type="checkbox"/> COUSIN		
<input type="checkbox"/> SISTER	<input type="checkbox"/> MOTHER-IN-LAW	<input type="checkbox"/> HIRED MAN		
<input type="checkbox"/> FATHER	<input type="checkbox"/> SON-IN-LAW	<input type="checkbox"/> ROOMER		
<input type="checkbox"/> MOTHER	<input type="checkbox"/> DAUGHTER-IN-LAW	<input type="checkbox"/> SERVANT		
<input type="checkbox"/> GRANDSON	<input type="checkbox"/> BROTHER-IN-LAW	<input type="checkbox"/> OTHER (Specify)		
<input type="checkbox"/> GRANDDAUGHTER	<input type="checkbox"/> SISTER-IN-LAW	GCH		
<input type="checkbox"/> GRANDCHILD	<input type="checkbox"/> ORPHAN			

FORM 10-637
1910 CENSUS INDEX - INDIVIDUAL

U.S. DEPARTMENT OF COMMERCE
BUREAU OF THE CENSUS

TEXAS

10300	NAME OF INDIVIDUAL <i>White, Virgil</i>		E.D. <i>32</i>	SHEET <i>21</i>
COLOR <i>B</i>	AGE <i>5</i>	BIRTHPLACE	VOL. <i>58</i>	
COUNTY <i>Grimes</i>		CITY <i>Navasota</i>		
ENUMERATED WITH <i>Miles, Abbie</i>				
RELATIONSHIP TO ABOVE				
<input checked="" type="checkbox"/> SON	<input type="checkbox"/> NEPHEW	<input type="checkbox"/> STEPSON		
<input type="checkbox"/> DAUGHTER	<input type="checkbox"/> NIECE	<input type="checkbox"/> STEPDAUGHTER		
<input type="checkbox"/> BROTHER	<input type="checkbox"/> FATHER-IN-LAW	<input type="checkbox"/> COUSIN		
<input type="checkbox"/> SISTER	<input type="checkbox"/> MOTHER-IN-LAW	<input type="checkbox"/> HIRED MAN		
<input type="checkbox"/> FATHER	<input type="checkbox"/> SON-IN-LAW	<input type="checkbox"/> ROOMER		
<input type="checkbox"/> MOTHER	<input type="checkbox"/> DAUGHTER-IN-LAW	<input type="checkbox"/> SERVANT		
<input type="checkbox"/> GRANDSON	<input type="checkbox"/> BROTHER-IN-LAW	<input type="checkbox"/> OTHER (<i>Specify</i>)		
<input type="checkbox"/> GRANDDAUGHTER	<input type="checkbox"/> SISTER-IN-LAW			
<input type="checkbox"/> GRANDCHILD	<input type="checkbox"/> ORPHAN			

FORM 10 637
1910 CENSUS INDEX - INDIVIDUAL

U S DEPARTMENT OF COMMERCE
BUREAU OF THE CENSUS

TEXAS

W 300	NAME OF INDIVIDUAL <i>Wood Zurgie</i>		R.D.	SHEET
COLOR <i>W</i>	AGE <i>3</i>	BIRTHPLACE	<i>20</i>	<i>B</i>
COUNTY <i>Bexar</i>	CITY <i>San Antonio</i>		VOL. <i>11</i>	
ENUMERATED WITH <i>J. R.</i>				
RELATIONSHIP TO ABOVE				
<input type="checkbox"/> SON	<input type="checkbox"/> NEPHEW	<input type="checkbox"/> STEPSON		
<input type="checkbox"/> DAUGHTER	<input type="checkbox"/> NIECE	<input type="checkbox"/> STEPDAUGHTER		
<input type="checkbox"/> BROTHER	<input type="checkbox"/> FATHER-IN-LAW	<input type="checkbox"/> COUSIN		
<input type="checkbox"/> SISTER	<input type="checkbox"/> MOTHER-IN-LAW	<input type="checkbox"/> HIRED MAN		
<input type="checkbox"/> FATHER	<input type="checkbox"/> SON-IN-LAW	<input checked="" type="checkbox"/> ROOMER		
<input type="checkbox"/> MOTHER	<input type="checkbox"/> DAUGHTER-IN-LAW	<input type="checkbox"/> SERVANT		
<input type="checkbox"/> GRANDSON	<input type="checkbox"/> BROTHER-IN-LAW	<input type="checkbox"/> OTHER (<i>Specify</i>)		
<input type="checkbox"/> GRANDDAUGHTER	<input type="checkbox"/> SISTER-IN-LAW			
<input type="checkbox"/> GRANDCHILD	<input type="checkbox"/> ORPHAN			

FORM 10.637
1910 CENSUS INDEX - INDIVIDUAL

U. S. DEPARTMENT OF COMMERCE
BUREAU OF THE CENSUS

TEXAS

11.500		HEAD OF FAMILY		E.D.	SHEET
White League				65	129
COLOR	AGE	BIRTHPLACE		VOL.	
W	27			67	
COUNTY	Harris		CITY		
			Houston		
OTHER MEMBERS OF FAMILY					
NAME		RELATIONSHIP	AGE	BIRTHPLACE	
Carr		2	6		
3 A					

FORM 10 236

1910 CENSUS INDEX - FAMILY

U S DEPARTMENT OF COMMERCE
BUREAU OF THE CENSUS

TEXAS

W 300	NAME OF INDIVIDUAL Kyat Virge		E.D. 54	SHEET 922
COLOR W	AGE 21	BIRTHPLACE n.p.	VOL. 49:	
COUNTY		Falls	CITY	
ENUMERATED WITH		Easterwood John C.		
RELATIONSHIP TO ABOVE				
<input type="checkbox"/> SON	<input type="checkbox"/> NEPHEW	<input type="checkbox"/> STEPSON		
<input type="checkbox"/> DAUGHTER	<input type="checkbox"/> NIECE	<input type="checkbox"/> STEPDAUGHTER		
<input type="checkbox"/> BROTHER	<input type="checkbox"/> FATHER-IN-LAW	<input type="checkbox"/> COUSIN		
<input type="checkbox"/> SISTER	<input type="checkbox"/> MOTHER-IN-LAW	<input type="checkbox"/> HIRED MAN		
<input type="checkbox"/> FATHER	<input type="checkbox"/> SON-IN-LAW	<input type="checkbox"/> ROOMER		
<input type="checkbox"/> MOTHER	<input type="checkbox"/> DAUGHTER-IN-LAW	<input type="checkbox"/> SERVANT		
<input type="checkbox"/> GRANDSON	<input type="checkbox"/> BROTHER-IN-LAW	<input type="checkbox"/> OTHER (Specify) -		
<input type="checkbox"/> GRANDDAUGHTER	<input type="checkbox"/> SISTER-IN-LAW	H.H.		
<input type="checkbox"/> GRANDCHILD	<input type="checkbox"/> ORPHAN			

FORM 10 637

1910 CENSUS INDEX - INDIVIDUAL

U. S. DEPARTMENT OF COMMERCE
BUREAU OF THE CENSUS

TEXAS

-W300	HEAD OF FAMILY <i>Wm. H. Wingo</i>		E.O. 52	SHEET 130
COLOR <i>B</i>	AGE <i>55</i>	BIRTHPLACE <i>Pa</i>	VOL. <i>49</i>	
COUNTY <i>Falls</i>		CITY		
OTHER MEMBERS OF FAMILY				
NAME	RELATIONSHIP	AGE	BIRTHPLACE	
<i>Wm. H.</i>	<i>W</i>	<i>46</i>	<i>W. Va.</i>	
<i>Belle</i>	<i>D</i>	<i>17</i>		
<i>Clara</i>	<i>D</i>	<i>15</i>		
<i>Nettie</i>	<i>S</i>	<i>14</i>		
<i>Mary</i>	<i>D</i>	<i>11</i>		
<i>Emma</i>	<i>D</i>	<i>9</i>		
<i>Johnny</i>	<i>S</i>	<i>5</i>		

FORM 10-636
1910 CENSUS INDEX - FAMILY

U.S. DEPARTMENT OF COMMERCE
BUREAU OF THE CENSUS

TEXAS

W 300	HEAD OF FAMILY		E.D.	SHEET
	White Mary		105	196
COLOR	AGE	BIRTHPLACE	VOL.	
W	4	ala	66	
COUNTY		CITY		
Harris		Houston		
OTHER MEMBERS OF FAMILY				
NAME		RELATIONSHIP	AGE	BIRTHPLACE
/ Marie		W	58	ala
/ Rose		D	11	

FORM 10 636
1910 CENSUS INDEX - FAMILY

U. S. DEPARTMENT OF COMMERCE
BUREAU OF THE CENSUS

TEXAS

W300	NAME OF INDIVIDUAL <i>Arthur Violet</i>		E.D. 107	SHEET 221
COLOR <i>W</i>	AGE 16	BIRTHPLACE	VOL. 66	
COUNTY <i>Harris</i>		CITY Houston		
ENUMERATED WITH <i>White W. O.</i>				
RELATIONSHIP TO ABOVE				
<input type="checkbox"/> SON	<input type="checkbox"/> NEPHEW	<input type="checkbox"/> STEPSON		
<input type="checkbox"/> DAUGHTER	<input type="checkbox"/> NIECE	<input type="checkbox"/> STEPDAUGHTER		
<input type="checkbox"/> BROTHER	<input type="checkbox"/> FATHER-IN-LAW	<input type="checkbox"/> COUSIN		
<input checked="" type="checkbox"/> SISTER	<input type="checkbox"/> MOTHER-IN-LAW	<input type="checkbox"/> HIRED MAN		
<input type="checkbox"/> FATHER	<input type="checkbox"/> SON-IN-LAW	<input type="checkbox"/> ROOMER		
<input type="checkbox"/> MOTHER	<input type="checkbox"/> DAUGHTER-IN-LAW	<input type="checkbox"/> SERVANT		
<input type="checkbox"/> GRANDSON	<input type="checkbox"/> BROTHER-IN-LAW	<input type="checkbox"/> OTHER (<i>Specify</i>)		
<input type="checkbox"/> GRANDDAUGHTER	<input type="checkbox"/> SISTER-IN-LAW			
<input type="checkbox"/> GRANDCHILD	<input type="checkbox"/> ORPHAN			

FORM 10-637

1910 CENSUS INDEX - INDIVIDUAL

U. S. DEPARTMENT OF COMMERCE
BUREAU OF THE CENSUS

TEXAS

W 300	NAME OF INDIVIDUAL <i>White, Viola M.</i>		E.D. 36	SHEET 130
COLOR <i>W</i>	AGE <i>20</i>	BIRTHPLACE	VOL. <i>11</i>	
COUNTY Bexar		CITY San Antonio		
ENUMERATED WITH <i>White, Ella</i>				
RELATIONSHIP TO ABOVE				
<input type="checkbox"/> SON	<input type="checkbox"/> NEPHEW	<input type="checkbox"/> STEPSON		
<input type="checkbox"/> DAUGHTER	<input checked="" type="checkbox"/> NIECE	<input type="checkbox"/> STEPDAUGHTER		
<input type="checkbox"/> BROTHER	<input type="checkbox"/> FATHER-IN-LAW	<input type="checkbox"/> COUSIN		
<input type="checkbox"/> SISTER	<input type="checkbox"/> MOTHER-IN-LAW	<input type="checkbox"/> HIRED MAN		
<input type="checkbox"/> FATHER	<input type="checkbox"/> SON-IN-LAW	<input type="checkbox"/> ROOMER		
<input type="checkbox"/> MOTHER	<input type="checkbox"/> DAUGHTER-IN-LAW	<input type="checkbox"/> SERVANT		
<input type="checkbox"/> GRANDSON	<input type="checkbox"/> BROTHER-IN-LAW	<input type="checkbox"/> OTHER (<i>Specify</i>)		
<input type="checkbox"/> GRANDDAUGHTER	<input type="checkbox"/> SISTER-IN-LAW			
<input type="checkbox"/> GRANDCHILD	<input type="checkbox"/> ORPHAN			

FORM 10.637
1910 CENSUS INDEX - INDIVIDUAL

U.S. DEPARTMENT OF COMMERCE
BUREAU OF THE CENSUS

TEXAS

16300	NAME OF INDIVIDUAL Hade Viola J		E.D. 25	SHEET 11
COLOR W	AGE 14	BIRTHPLACE	VOL. 21	
COUNTY		CITY Childress		
ENUMERATED WITH Hagg Mary J				
RELATIONSHIP TO ABOVE				
<input type="checkbox"/> SON	<input type="checkbox"/> NEPHEW	<input type="checkbox"/> STEPSON		
<input type="checkbox"/> DAUGHTER	<input type="checkbox"/> NIECE	<input type="checkbox"/> STEPDAUGHTER		
<input type="checkbox"/> BROTHER	<input type="checkbox"/> FATHER-IN-LAW	<input type="checkbox"/> COUSIN		
<input type="checkbox"/> SISTER	<input type="checkbox"/> MOTHER-IN-LAW	<input type="checkbox"/> HIRED MAN		
<input type="checkbox"/> FATHER	<input type="checkbox"/> SON-IN-LAW	<input type="checkbox"/> ROOMER		
<input type="checkbox"/> MOTHER	<input type="checkbox"/> DAUGHTER-IN-LAW	<input checked="" type="checkbox"/> CONVERT		
<input type="checkbox"/> GRANDSON	<input type="checkbox"/> BROTHER-IN-LAW	<input type="checkbox"/> OTHER (Specify)		
<input type="checkbox"/> GRANDDAUGHTER	<input type="checkbox"/> SISTER-IN-LAW	Help		
<input type="checkbox"/> GRANDCHILD	<input type="checkbox"/> ORPHAN			

FORM 10 637
1910 CENSUS INDEX - INDIVIDUAL

U. S. DEPARTMENT OF COMMERCE
BUREAU OF THE CENSUS

TEXAS

6300	HEAD OF FAMILY		E.O.	SHEET
	White Male		123	9
COLOR	AGE	BIRTHPLACE	VOL.	
W	33	Tex	25	
COUNTY		CITY		
Coleman		Coleman		
OTHER MEMBERS OF FAMILY				
NAME		RELATIONSHIP	AGE	BIRTHPLACE
Heta Bell		D	9	
10/10/10				

FORM 10-636
1910 CENSUS INDEX - FAMILY

U. S. DEPARTMENT OF COMMERCE
BUREAU OF THE CENSUS

TEXAS

W 300		NAME OF INDIVIDUAL White, Viola		E.D. 11	SHEET 9
COLOR B	AGE 9/2	BIRTHPLACE		VOL. 3	
COUNTY		Austin	CITY		
ENUMERATED WITH Chappel, Dallis					
RELATIONSHIP TO ABOVE					
<input type="checkbox"/> SON	<input type="checkbox"/> NEPHEW	<input type="checkbox"/> STEPSON			
<input checked="" type="checkbox"/> DAUGHTER	<input type="checkbox"/> NIECE	<input type="checkbox"/> STEPDAUGHTER			
<input type="checkbox"/> BROTHER	<input type="checkbox"/> FATHER-IN-LAW	<input type="checkbox"/> COUSIN			
<input type="checkbox"/> SISTER	<input type="checkbox"/> MOTHER-IN-LAW	<input type="checkbox"/> HIRED MAN			
<input type="checkbox"/> FATHER	<input type="checkbox"/> SON-IN-LAW	<input type="checkbox"/> ROOMER			
<input type="checkbox"/> MOTHER	<input type="checkbox"/> DAUGHTER-IN-LAW	<input type="checkbox"/> SERVANT			
<input type="checkbox"/> GRANDSON	<input type="checkbox"/> BROTHER-IN-LAW	<input type="checkbox"/> OTHER (Specify)			
<input type="checkbox"/> GRANDDAUGHTER	<input type="checkbox"/> SISTER-IN-LAW				
<input type="checkbox"/> GRANDCHILD	<input type="checkbox"/> ORPHAN				

FORM 10-637
1910 CENSUS INDEX - INDIVIDUAL

U.S. DEPARTMENT OF COMMERCE
BUREAU OF THE CENSUS

TEXAS

W 300		NAME OF INDIVIDUAL <i>Wyatt, Viola</i>		E.D. 705		SHEET 103	
COLOR <i>W</i>		AGE <i>7</i>		BIRTHPLACE		VOL. <i>122</i>	
COUNTY <i>San Jacinto</i>				CITY			
ENUMERATED WITH <i>Hopkins, Berry</i>							
RELATIONSHIP TO ABOVE							
<input type="checkbox"/> SON <input type="checkbox"/> DAUGHTER <input type="checkbox"/> BROTHER <input type="checkbox"/> SISTER <input type="checkbox"/> FATHER <input type="checkbox"/> MOTHER <input type="checkbox"/> GRANDSON <input type="checkbox"/> GRANDDAUGHTER <input checked="" type="checkbox"/> GRANDCHILD		<input type="checkbox"/> NEPHEW <input type="checkbox"/> NIECE <input type="checkbox"/> FATHER-IN-LAW <input type="checkbox"/> MOTHER-IN-LAW <input type="checkbox"/> SON-IN-LAW <input type="checkbox"/> DAUGHTER-IN-LAW <input type="checkbox"/> BROTHER-IN-LAW <input type="checkbox"/> SISTER-IN-LAW <input type="checkbox"/> ORPHAN		<input type="checkbox"/> STEPSON <input type="checkbox"/> STEPDAUGHTER <input type="checkbox"/> COUSIN <input type="checkbox"/> HIRED MAN <input type="checkbox"/> ROOMER <input type="checkbox"/> SERVANT <input type="checkbox"/> OTHER (Specify)			

FORM 10-637 • (8-16-62)

1910 CENSUS INDEX - INDIVIDUAL

U.S. DEPARTMENT OF COMMERCE
BUREAU OF THE CENSUS

* GPO : 1965 O - 641425

TEXAS

W300	NAME OF INDIVIDUAL <i>White, Viola</i>		E.D. <i>117</i>	SHEET <i>333</i>
COLOR <i>W</i>	AGE <i>28</i>	BIRTHPLACE	VOL. <i>142</i>	
COUNTY <i>Williamson</i>		CITY <i>Seviertown</i>		
ENUMERATED WITH <i>Woodworth, Frank</i>				
RELATIONSHIP TO ABOVE				
<input type="checkbox"/> SON	<input type="checkbox"/> NEPHEW	<input type="checkbox"/> STEPSON		
<input type="checkbox"/> DAUGHTER	<input type="checkbox"/> NIECE	<input type="checkbox"/> STEPDAUGHTER		
<input type="checkbox"/> BROTHER	<input type="checkbox"/> FATHER-IN-LAW	<input type="checkbox"/> COUSIN		
<input type="checkbox"/> SISTER	<input type="checkbox"/> MOTHER-IN-LAW	<input type="checkbox"/> HIRED MAN		
<input type="checkbox"/> FATHER	<input type="checkbox"/> SON-IN-LAW	<input type="checkbox"/> ROOMER		
<input type="checkbox"/> MOTHER	<input type="checkbox"/> DAUGHTER-IN-LAW	<input type="checkbox"/> SERVANT		
<input type="checkbox"/> GRANDSON	<input type="checkbox"/> BROTHER-IN-LAW	<input type="checkbox"/> OTHER (Specify)		
<input type="checkbox"/> GRANDDAUGHTER	<input type="checkbox"/> SISTER-IN-LAW			
<input type="checkbox"/> GRANDNIECE	<input type="checkbox"/> OTHER			

FORM BC-627 (REVISED)
FEDERAL BUREAU OF CENSUS

1910 CENSUS INDEX - INDIVIDUAL

U.S. DEPARTMENT OF COMMERCE
BUREAU OF THE CENSUS

TEXAS

W 300	NAME OF INDIVIDUAL <i>White Viola</i>		E.D. <i>34</i>	SHEET <i>166</i>
COLOR <i>Mu</i>	AGE <i>26</i>	BIRTHPLACE	VOL. <i>42</i>	
COUNTY <i>Fannin</i>		CITY <i>Bonham</i>		
ENUMERATED WITH <i>Lucie Jordan</i>				
RELATIONSHIP TO ABOVE				
<input type="checkbox"/> SON	<input type="checkbox"/> NEPHEW	<input type="checkbox"/> STEPSON		
<input type="checkbox"/> DAUGHTER	<input type="checkbox"/> NIECE	<input type="checkbox"/> STEPDAUGHTER		
<input type="checkbox"/> BROTHER	<input type="checkbox"/> FATHER-IN-LAW	<input type="checkbox"/> COUSIN		
<input type="checkbox"/> SISTER	<input type="checkbox"/> MOTHER-IN-LAW	<input type="checkbox"/> HIRED MAN		
<input type="checkbox"/> FATHER	<input type="checkbox"/> SON-IN-LAW	<input checked="" type="checkbox"/> ROOMER		
<input type="checkbox"/> MOTHER	<input type="checkbox"/> DAUGHTER-IN-LAW	<input type="checkbox"/> SERVANT		
<input type="checkbox"/> GRANDSON	<input type="checkbox"/> BROTHER-IN-LAW	<input type="checkbox"/> OTHER (Specify)		
<input type="checkbox"/> GRANDDAUGHTER	<input type="checkbox"/> SISTER-IN-LAW			
<input type="checkbox"/> GRANDCHILD	<input type="checkbox"/> ORPHAN			

FORM 10-637
1910 CENSUS INDEX - INDIVIDUAL

U.S. DEPARTMENT OF COMMERCE
BUREAU OF THE CENSUS

TEXAS

W 300		NAME OF INDIVIDUAL <i>White Viola</i>		E. D. 92	SHEET 123
COLOR B	AGE 25	BIRTHPLACE		VOL. 109	
COUNTY Macogdoches			CITY		
ENUMERATED WITH <i>White Chas</i>					
RELATIONSHIP TO ABOVE					
<input type="checkbox"/> SON	<input type="checkbox"/> NEPHEW	<input type="checkbox"/> STEPSON			
<input type="checkbox"/> DAUGHTER	<input type="checkbox"/> NIECE	<input type="checkbox"/> STEPDAUGHTER			
<input type="checkbox"/> BROTHER	<input type="checkbox"/> FATHER-IN-LAW	<input type="checkbox"/> COUSIN			
<input type="checkbox"/> SISTER	<input type="checkbox"/> MOTHER-IN-LAW	<input type="checkbox"/> HIRED MAN			
<input type="checkbox"/> FATHER	<input type="checkbox"/> SON-IN-LAW	<input type="checkbox"/> ROOMER			
<input type="checkbox"/> MOTHER	<input checked="" type="checkbox"/> DAUGHTER-IN-LAW	<input type="checkbox"/> SERVANT			
<input type="checkbox"/> GRANDSON	<input type="checkbox"/> BROTHER-IN-LAW	<input type="checkbox"/> OTHER (Specify)			
<input type="checkbox"/> GRANDDAUGHTER	<input type="checkbox"/> SISTER-IN-LAW				
<input type="checkbox"/> GRANDCHILD	<input type="checkbox"/> ORPHAN				

FORM 10-637

1910 CENSUS INDEX - INDIVIDUAL

U. S. DEPARTMENT OF COMMERCE
BUREAU OF THE CENSUS

TEXAS

W 300		NAME OF INDIVIDUAL		E.D. -		SHEET	
COLOR	AGE	BIRTHPLACE		VOL.			
COUNTY		MILAM		CITY			
ENUMERATED WITH							
RELATIONSHIP TO ABOVE							
<input type="checkbox"/> SON	<input type="checkbox"/> NEPHEW	<input type="checkbox"/> STEPSON					
<input type="checkbox"/> DAUGHTER	<input type="checkbox"/> NIECE	<input type="checkbox"/> STEPDAUGHTER					
<input type="checkbox"/> BROTHER	<input type="checkbox"/> FATHER-IN-LAW	<input type="checkbox"/> COUSIN					
<input type="checkbox"/> SISTER	<input type="checkbox"/> MOTHER-IN-LAW	<input type="checkbox"/> HIRED MAN					
<input type="checkbox"/> FATHER	<input type="checkbox"/> SON-IN-LAW	<input checked="" type="checkbox"/> ROOMER					
<input type="checkbox"/> MOTHER	<input type="checkbox"/> DAUGHTER-IN-LAW	<input type="checkbox"/> SERVANT					
<input type="checkbox"/> GRANDSON	<input type="checkbox"/> BROTHER-IN-LAW	<input type="checkbox"/> OTHER (Specify)					
<input type="checkbox"/> GRANDDAUGHTER	<input type="checkbox"/> SISTER-IN-LAW						
<input type="checkbox"/> GRANDCHILD	<input type="checkbox"/> ORPHAN						

FORM 10 637
1910 CENSUS INDEX - INDIVIDUAL

U. S. DEPARTMENT OF COMMERCE
BUREAU OF THE CENSUS

TEXAS

W 300	NAME OF INDIVIDUAL White Viola		E.O. 47	SHEET 242
COLOR B	AGE 18	BIRTHPLACE	VOL. 92	
COUNTY Lee	CITY			
ENUMERATED WITH Hendley Jim				
RELATIONSHIP TO ABOVE				
<input type="checkbox"/> SON	<input type="checkbox"/> NEPHEW	<input type="checkbox"/> STEPSON		
<input type="checkbox"/> DAUGHTER	<input type="checkbox"/> NIECE	<input checked="" type="checkbox"/> STEPDAUGHTER		
<input type="checkbox"/> BROTHER	<input type="checkbox"/> FATHER-IN-LAW	<input type="checkbox"/> COUSIN		
<input type="checkbox"/> SISTER	<input type="checkbox"/> MOTHER-IN-LAW	<input type="checkbox"/> HIRED MAN		
<input type="checkbox"/> FATHER	<input type="checkbox"/> SON-IN-LAW	<input type="checkbox"/> ROOMER		
<input type="checkbox"/> MOTHER	<input type="checkbox"/> DAUGHTER-IN-LAW	<input type="checkbox"/> SERVANT		
<input type="checkbox"/> GRANDSON	<input type="checkbox"/> BROTHER-IN-LAW	<input type="checkbox"/> OTHER (Specify)		
<input type="checkbox"/> GRANDDAUGHTER	<input type="checkbox"/> SISTER-IN-LAW			
<input type="checkbox"/> GRANDCHILD	<input type="checkbox"/> ORPHAN			

FORM 10-637

1970 CENSUS INDEX - INDIVIDUAL

U. S. DEPARTMENT OF COMMERCE
BUREAU OF THE CENSUS

TEXAS

W 300		NAME OF INDIVIDUAL <i>Walter K. K. K.</i>		E. D. 55-	SHEET 41
COLOR <i>B</i>	AGE <i>5</i>	BIRTHPLACE		VOL. <i>67</i>	
COUNTY Harris			CITY Houston		
ENUMERATED WITH <i>Walter K. K.</i>					
RELATIONSHIP TO ABOVE					
<input type="checkbox"/> SON	<input type="checkbox"/> NEPHEW	<input type="checkbox"/> STEPSON			
<input type="checkbox"/> DAUGHTER	<input type="checkbox"/> NIECE	<input type="checkbox"/> STEPDAUGHTER			
<input type="checkbox"/> BROTHER	<input type="checkbox"/> FATHER-IN-LAW	<input type="checkbox"/> COUSIN			
<input type="checkbox"/> SISTER	<input type="checkbox"/> MOTHER-IN-LAW	<input type="checkbox"/> HIRED MAN			
<input type="checkbox"/> FATHER	<input type="checkbox"/> SON-IN-LAW	<input checked="" type="checkbox"/> ROOMER			
<input type="checkbox"/> MOTHER	<input type="checkbox"/> DAUGHTER-IN-LAW	<input type="checkbox"/> SERVANT			
<input type="checkbox"/> GRANDSON	<input type="checkbox"/> BROTHER-IN-LAW	<input type="checkbox"/> OTHER (<i>Specify</i>)			
<input type="checkbox"/> GRANDDAUGHTER	<input type="checkbox"/> SISTER-IN-LAW				
<input type="checkbox"/> GRANDCHILD	<input type="checkbox"/> ORPHAN				

FORM 10 637

1910 CENSUS INDEX - INDIVIDUAL

U. S. DEPARTMENT OF COMMERCE
BUREAU OF THE CENSUS

TEXAS

60800		NAME OF INDIVIDUAL		W. Paul Deane		E.O.	SHEET
COLOR	W	AGE	BIRTHPLACE			VOL.	2
COURTY			Grayson	CITY		61	
ENUMERATED WITH							
Grayson Sophie							
RELATIONSHIP TO ABOVE							
<input type="checkbox"/> SON	<input type="checkbox"/> NEPHEW	<input type="checkbox"/> STEPSON					
<input checked="" type="checkbox"/> DAUGHTER	<input type="checkbox"/> NIECE	<input type="checkbox"/> STEPDAUGHTER					
<input type="checkbox"/> BROTHER	<input type="checkbox"/> FATHER-IN-LAW	<input type="checkbox"/> COUSIN					
<input type="checkbox"/> SISTER	<input type="checkbox"/> MOTHER-IN-LAW	<input type="checkbox"/> HIRED MAN					
<input type="checkbox"/> FATHER	<input type="checkbox"/> SON-IN-LAW	<input type="checkbox"/> ROOMER					
<input type="checkbox"/> MOTHER	<input type="checkbox"/> DAUGHTER-IN-LAW	<input type="checkbox"/> SERVANT					
<input type="checkbox"/> GRANDSON	<input type="checkbox"/> BROTHER-IN-LAW	<input type="checkbox"/> OTHER (Specify)					
<input type="checkbox"/> GRANDDAUGHTER	<input type="checkbox"/> SISTER-IN-LAW						
<input type="checkbox"/> GRANDCHILD	<input type="checkbox"/> ORPHAN						

FORM 10 637
1910 CENSUS INDEX - INDIVIDUAL

U.S. DEPARTMENT OF COMMERCE
BUREAU OF THE CENSUS

TEXAS

W 300		NAME OF INDIVIDUAL White Viola		E.D. 83	SHEET 183
COLOR W	AGE 51	BIRTHPLACE		VOL. 90	
COUNTY LITAS		CITY Paris			
ENUMERATED WITH Lena Minnie					
RELATIONSHIP TO ABOVE					
<input checked="" type="checkbox"/> SON	<input type="checkbox"/> NEPHEW	<input type="checkbox"/> STEPSON			
<input type="checkbox"/> DAUGHTER	<input type="checkbox"/> NIECE	<input type="checkbox"/> STEPDAUGHTER			
<input type="checkbox"/> BROTHER	<input type="checkbox"/> FATHER-IN-LAW	<input type="checkbox"/> COUSIN			
<input type="checkbox"/> SISTER	<input type="checkbox"/> MOTHER-IN-LAW	<input type="checkbox"/> HIRED MAN			
<input type="checkbox"/> FATHER	<input type="checkbox"/> SON-IN-LAW	<input type="checkbox"/> ROOMER			
<input type="checkbox"/> MOTHER	<input type="checkbox"/> DAUGHTER-IN-LAW	<input type="checkbox"/> SERVANT			
<input type="checkbox"/> GRANDSON	<input type="checkbox"/> BROTHER-IN-LAW	<input type="checkbox"/> OTHER (Specify)			
<input type="checkbox"/> GRANDDAUGHTER	<input type="checkbox"/> SISTER-IN-LAW				
<input type="checkbox"/> GRANDCHILD	<input type="checkbox"/> ORPHAN				

FORM 10 637
1910 CENSUS INDEX - INDIVIDUAL

U S DEPARTMENT OF COMMERCE
BUREAU OF THE CENSUS

TEXAS

W300	NAME OF INDIVIDUAL <i>Wyatt, Viola</i>		E.D. <i>15*</i>	SHEET <i>91</i>
COLOR <i>W</i>	AGE <i>5</i>	BIRTHPLACE	VOL. <i>85</i>	
COUNTY <i>Kaufman</i>		CITY <i>Boerne</i>		
ENUMERATED WITH <i>Mrs. Sarah</i>				
RELATIONSHIP TO ABOVE				
<input type="checkbox"/> SON	<input type="checkbox"/> NEPHEW	<input type="checkbox"/> STEPSON		
<input type="checkbox"/> DAUGHTER	<input type="checkbox"/> NIECE	<input type="checkbox"/> STEPDAUGHTER		
<input type="checkbox"/> BROTHER	<input type="checkbox"/> FATHER-IN-LAW	<input type="checkbox"/> COUSIN		
<input type="checkbox"/> SISTER	<input type="checkbox"/> MOTHER-IN-LAW	<input type="checkbox"/> HIRED MAN		
<input type="checkbox"/> FATHER	<input type="checkbox"/> SON-IN-LAW	<input type="checkbox"/> ROOMER		
<input type="checkbox"/> MOTHER	<input type="checkbox"/> DAUGHTER-IN-LAW	<input type="checkbox"/> SERVANT		
<input type="checkbox"/> GRANDSON	<input type="checkbox"/> BROTHER-IN-LAW	<input type="checkbox"/> OTHER (Specify)		
<input checked="" type="checkbox"/> GRANDDAUGHTER	<input type="checkbox"/> SISTER-IN-LAW			
<input type="checkbox"/> GRANDCHILD	<input type="checkbox"/> ORPHAN			

FORM 10 637
1910 CENSUS INDEX - INDIVIDUALU. S. DEPARTMENT OF COMMERCE
BUREAU OF THE CENSUS

TEXAS

W300	NAME OF INDIVIDUAL <i>White Victoria</i>		E.D. 100	SHEET 108
COLOR <i>B</i>	AGE <i>8</i>	BIRTHPLACE <i>5</i>	VOL <i>91</i>	
COUNTY <i>Lamar</i>		CITY		
ENUMERATED WITH <i>Brown Rich</i>				
RELATIONSHIP TO ABOVE				
<input type="checkbox"/> SON	<input type="checkbox"/> NEPHEW	<input type="checkbox"/> STEPSON		
<input type="checkbox"/> DAUGHTER	<input type="checkbox"/> NIECE	<input checked="" type="checkbox"/> STEPDAUGHTER		
<input type="checkbox"/> BROTHER	<input type="checkbox"/> FATHER-IN-LAW	<input type="checkbox"/> COUSIN		
<input type="checkbox"/> SISTER	<input type="checkbox"/> MOTHER-IN-LAW	<input type="checkbox"/> HIRED MAN		
<input type="checkbox"/> FATHER	<input type="checkbox"/> SON-IN-LAW	<input type="checkbox"/> ROOMER		
<input type="checkbox"/> MOTHER	<input type="checkbox"/> DAUGHTER-IN-LAW	<input type="checkbox"/> SERVANT		
<input type="checkbox"/> GRANDSON	<input type="checkbox"/> BROTHER-IN-LAW	<input type="checkbox"/> OTHER (Specify)		
<input type="checkbox"/> GRANDDAUGHTER	<input type="checkbox"/> SISTER-IN-LAW			
<input type="checkbox"/> GRANDCHILD	<input type="checkbox"/> ORPHAN			

FORM 10 637

1910 CENSUS INDEX - INDIVIDUAL

U.S. DEPARTMENT OF COMMERCE
BUREAU OF THE CENSUS

TEXAS

W300	NAME OF INDIVIDUAL <i>White Victoria</i>		E.D. 52	SHEET 28B
COLOR B	AGE 25	BIRTHPLACE -	VOL. 49	
COUNTY Falls		CITY		
ENUMERATED WITH <i>White Terrell</i>				
RELATIONSHIP TO ABOVE				
<input type="checkbox"/> SON	<input type="checkbox"/> NEPHEW	<input type="checkbox"/> STEPSON		
<input type="checkbox"/> DAUGHTER	<input type="checkbox"/> NIECE	<input type="checkbox"/> STEPDAUGHTER		
<input type="checkbox"/> BROTHER	<input type="checkbox"/> FATHER-IN-LAW	<input type="checkbox"/> COUSIN		
<input type="checkbox"/> SISTER	<input type="checkbox"/> MOTHER-IN-LAW	<input type="checkbox"/> HIRED MAN		
<input type="checkbox"/> FATHER	<input type="checkbox"/> SON-IN-LAW	<input type="checkbox"/> ROOMER		
<input type="checkbox"/> MOTHER	<input checked="" type="checkbox"/> DAUGHTER-IN-LAW	<input type="checkbox"/> SERVANT		
<input type="checkbox"/> GRANDSON	<input type="checkbox"/> BROTHER-IN-LAW	<input type="checkbox"/> OTHER (Specify)		
<input type="checkbox"/> GRANDDAUGHTER	<input type="checkbox"/> SISTER-IN-LAW			
<input type="checkbox"/> GRANDCHILD	<input type="checkbox"/> ORPHAN			

FORM 10-637
1910 CENSUS INDEX - INDIVIDUAL

U. S. DEPARTMENT OF COMMERCE
BUREAU OF THE CENSUS

TEXAS

W 300		HEAD OF FAMILY Wyzatt Victor L.		E.D. 38	SHEET 220
COLOR W	AGE 37	BIRTHPLACE Miss		VOL. 71	
COUNTY Harrison			CITY		
OTHER MEMBERS OF FAMILY					
NAME		RELATIONSHIP	AGE	BIRTHPLACE	
Bella		W	30		
Fred		S	3		
same check it		W	26		

FORM 10 636
1910 CENSUS INDEX - FAMILY

U. S. DEPARTMENT OF COMMERCE
BUREAU OF THE CENSUS

TEXAS

W30		HEAD OF FAMILY		White Victor J		E.D.	SHEET
COLOR	W	AGE	33	BIRTHPLACE		107	5
COUNTY				CITY			
Van Zandt							
OTHER MEMBERS OF FAMILY							
NAME		RELATIONSHIP	AGE	BIRTHPLACE			
Ethel M		W	22				
Madame E		D	3/2				

FORM 10 636

1910 CENSUS INDEX - FAMILY

U. S. DEPARTMENT OF COMMERCE
BUREAU OF THE CENSUS

TEXAS

W300	NAME OF INDIVIDUAL White, Victor		E.D. 118	SHEET 27
COLOR W	AGE 22	BIRTHPLACE Fort Worth	VOL. 128	
COUNTY Tarrant		CITY Fort Worth		
ENUMERATED WITH Bennett, James C				
RELATIONSHIP TO ABOVE				
<input type="checkbox"/> SON	<input type="checkbox"/> NEPHEW	<input type="checkbox"/> STEPSON		
<input type="checkbox"/> DAUGHTER	<input type="checkbox"/> NIECE	<input type="checkbox"/> STEPDAUGHTER		
<input type="checkbox"/> BROTHER	<input type="checkbox"/> FATHER-IN-LAW	<input type="checkbox"/> COUSIN		
<input type="checkbox"/> SISTER	<input type="checkbox"/> MOTHER-IN-LAW	<input type="checkbox"/> HIRED MAN		
<input type="checkbox"/> FATHER	<input type="checkbox"/> SON-IN-LAW	<input checked="" type="checkbox"/> ROOMER		
<input type="checkbox"/> MOTHER	<input type="checkbox"/> DAUGHTER-IN-LAW	<input type="checkbox"/> SERVANT		
<input type="checkbox"/> GRANDSON	<input type="checkbox"/> BROTHER-IN-LAW	<input type="checkbox"/> OTHER (Specify)		
<input type="checkbox"/> GRANDDAUGHTER	<input type="checkbox"/> SISTER-IN-LAW			
<input type="checkbox"/> GRANDCHILD	<input type="checkbox"/> ORPHAN			

FORM 10-637
1910 CENSUS INDEX - INDIVIDUAL

U. S. DEPARTMENT OF COMMERCE
BUREAU OF THE CENSUS

TEXAS

W 300	HEAD OF FAMILY <i>White Vick</i>		E.D. 49	SHEET 105
COLOR <i>W</i>	AGE 28	BIRTHPLACE		VOL. 49
COUNTY Falls		CITY		
OTHER MEMBERS OF FAMILY				
NAME		RELATIONSHIP	AGE	BIRTHPLACE
<i>Bessie</i>		<i>W</i>	<i>21</i>	
<i>Joe Wiley</i>		<i>S</i>	<i>1</i>	

FORM 10-636
1910 CENSUS INDEX - FAMILY

U. S. DEPARTMENT OF COMMERCE
BUREAU OF THE CENSUS

TEXAS

W300	NAME OF INDIVIDUAL Wood, Veta May		E.D. 13	SHEET 230
COLOR W	AGE 13	BIRTHPLACE	VOL. 10	
COUNTY Bexar		CITY San Antonio		
ENUMERATED WITH - Wood, Fred E.				
RELATIONSHIP TO ABOVE				
<input type="checkbox"/> SON	<input type="checkbox"/> NEPHEW	<input type="checkbox"/> STEPSON		
<input type="checkbox"/> DAUGHTER	<input checked="" type="checkbox"/> NIECE	<input type="checkbox"/> STEPDAUGHTER		
<input type="checkbox"/> BROTHER	<input type="checkbox"/> FATHER-IN-LAW	<input type="checkbox"/> COUSIN		
<input type="checkbox"/> SISTER	<input type="checkbox"/> MOTHER-IN-LAW	<input type="checkbox"/> HIRED MAN		
<input type="checkbox"/> FATHER	<input type="checkbox"/> SON-IN-LAW	<input type="checkbox"/> ROOMER		
<input type="checkbox"/> MOTHER	<input type="checkbox"/> DAUGHTER-IN-LAW	<input type="checkbox"/> SERVANT		
<input type="checkbox"/> GRANDSON	<input type="checkbox"/> BROTHER-IN-LAW	<input type="checkbox"/> OTHER (Specify)		
<input type="checkbox"/> GRANDDAUGHTER	<input type="checkbox"/> SISTER-IN-LAW			
<input type="checkbox"/> GRANDCHILD	<input type="checkbox"/> ORPHAN			

FORM 10 637
1910 CENSUS INDEX - INDIVIDUAL

U.S. DEPARTMENT OF COMMERCE
BUREAU OF THE CENSUS

TEXAS

21300		NAME OF INDIVIDUAL Wood, W. L.		S.D.	SHEET
COLOR W	AGE 18	BIRTHPLACE		VOL.	6
COUNTY		Daylor	CITY Lynnwood		
ENUMERATED WITH Nadison Frank					
RELATIONSHIP TO ABOVE					
<input type="checkbox"/> SON	<input type="checkbox"/> NEPHEW	<input type="checkbox"/> STEPSON			
<input type="checkbox"/> DAUGHTER	<input type="checkbox"/> NIECE	<input type="checkbox"/> STEPDAUGHTER			
<input type="checkbox"/> BROTHER	<input type="checkbox"/> FATHER-IN-LAW	<input type="checkbox"/> COUSIN			
<input type="checkbox"/> SISTER	<input type="checkbox"/> MOTHER-IN-LAW	<input type="checkbox"/> HIRED MAN			
<input type="checkbox"/> FATHER	<input type="checkbox"/> SON-IN-LAW	<input type="checkbox"/> ROOMER			
<input type="checkbox"/> MOTHER	<input type="checkbox"/> DAUGHTER-IN-LAW	<input type="checkbox"/> SERVANT			
<input type="checkbox"/> GRANDSON	<input type="checkbox"/> BROTHER-IN-LAW	<input type="checkbox"/> OTHER (Specify)			
<input type="checkbox"/> GRANDDAUGHTER	<input checked="" type="checkbox"/> SISTER-IN-LAW				
<input type="checkbox"/> GRANDCHILD	<input type="checkbox"/> ORPHAN				

FORM 10-637

1910 CENSUS INDEX - INDIVIDUAL

U. S. DEPARTMENT OF COMMERCE
BUREAU OF THE CENSUS

TEXAS

W300	HEAD OF FAMILY		E.O.	SHEET
	White - Vesters		6	10
COLOR	AGE	BIRTHPLACE	VOL.	
	20	La	7	
COUNTY		CITY		
Bell				
OTHER MEMBERS OF FAMILY				
NAME		RELATIONSHIP	AGE	BIRTHPLACE
1 - Ila		W	19	La

FORM 10-636
1910 CENSUS INDEX - FAMILY

U. S. DEPARTMENT OF COMMERCE
BUREAU OF THE CENSUS

TEXAS

W300		NAME OF INDIVIDUAL Wood Vesta		E.O. 71	SHEET 319
COLOR B	AGE 9	BIRTHPLACE		VOL. 103	
COUNTY Milam			CITY		
ENUMERATED WITH Smith Lewis					
RELATIONSHIP TO ABOVE					
<input type="checkbox"/> SON	<input type="checkbox"/> NEPHEW	<input type="checkbox"/> STEPSON			
<input type="checkbox"/> DAUGHTER	<input type="checkbox"/> NIECE	<input checked="" type="checkbox"/> STEPDAUGHTER			
<input type="checkbox"/> BROTHER	<input type="checkbox"/> FATHER-IN-LAW	<input type="checkbox"/> COUSIN			
<input type="checkbox"/> SISTER	<input type="checkbox"/> MOTHER-IN-LAW	<input type="checkbox"/> HIRED MAN			
<input type="checkbox"/> FATHER	<input type="checkbox"/> SON-IN-LAW	<input type="checkbox"/> ROOMER			
<input type="checkbox"/> MOTHER	<input type="checkbox"/> DAUGHTER-IN-LAW	<input type="checkbox"/> SERVANT			
<input type="checkbox"/> GRANDSON	<input type="checkbox"/> BROTHER-IN-LAW	<input type="checkbox"/> OTHER (Specify)			
<input type="checkbox"/> GRANDDAUGHTER	<input type="checkbox"/> SISTER-IN-LAW				
<input type="checkbox"/> GRANDCHILD	<input type="checkbox"/> ORPHAN				

FORM 10-637
1910 CENSUS INDEX - INDIVIDUAL

U. S. DEPARTMENT OF COMMERCE
BUREAU OF THE CENSUS

TEXAS

300	HEAD OF FAMILY Witt: Norma M.		E.D.	SHEET
COLOR W	AGE 31	BIRTHPLACE	VOL.	148
COUNTY	CITY			
Wisc.				
OTHER MEMBERS OF FAMILY				
	NAME	RELATIONSHIP	AGE	BIRTHPLACE
1	Linda	w	33	
	Eric Lee	w	6	
1	John	w	2	

FORM 10 636
1910 CENSUS INDEX - FAMILY

U.S. DEPARTMENT OF COMMERCE
BUREAU OF THE CENSUS

TEXAS

W300	NAME OF INDIVIDUAL <i>Wright Versie</i>		E.D. <i>8844</i>	SHEET
COLOR <i>B</i>	AGE <i>18</i>	BIRTHPLACE	VOL. <i>66</i>	
COUNTY <i>Harris</i>	CITY <i>Houston</i>			
ENUMERATED WITH <i>Robinson W. G.</i>				
RELATIONSHIP TO ABOVE				
<input type="checkbox"/> SON	<input type="checkbox"/> NEPHEW	<input type="checkbox"/> STEPSON		
<input type="checkbox"/> DAUGHTER	<input type="checkbox"/> NIECE	<input type="checkbox"/> STEPDAUGHTER		
<input type="checkbox"/> BROTHER	<input type="checkbox"/> FATHER-IN-LAW	<input type="checkbox"/> COUSIN		
<input type="checkbox"/> SISTER	<input type="checkbox"/> MOTHER-IN-LAW	<input type="checkbox"/> HIRED MAN		
<input type="checkbox"/> FATHER	<input type="checkbox"/> SON-IN-LAW	<input checked="" type="checkbox"/> ROOMER		
<input type="checkbox"/> MOTHER	<input type="checkbox"/> DAUGHTER-IN-LAW	<input type="checkbox"/> SERVANT		
<input type="checkbox"/> GRANDSON	<input type="checkbox"/> BROTHER-IN-LAW	<input type="checkbox"/> OTHER (Specify)		
<input type="checkbox"/> GRANDDAUGHTER	<input type="checkbox"/> SISTER-IN-LAW			
<input type="checkbox"/> GRANDCHILD	<input type="checkbox"/> ORPHAN			

FORM 10-637
1910 CENSUS INDEX - INDIVIDUAL

U.S. DEPARTMENT OF COMMERCE
BUREAU OF THE CENSUS

TEXAS

W 300	HEAD OF FAMILY.		White	Vernon, G	E.D.	SHEET
COLOR	AGE	BIRTHPLACE			17	21
W	32				VOL.	1
COUNTY	Anderson		CITY			
OTHER MEMBERS OF FAMILY						
	NAME	RELATIONSHIP	AGE	BIRTHPLACE		
	Frankie	D	14			
	Corine	D	13			
	Bernice	D	11			
	Myrtle	D	9			
	Beryl	D	8			
	Simmons	D	6			
	1 Bo					

FORM 10-636
1910 CENSUS INDEX - FAMILY.

U. S. DEPARTMENT OF COMMERCE
BUREAU OF THE CENSUS

TEXAS

11300	NAME OF INDIVIDUAL <i>Walter Newman</i>		S.O. 6	SHEET 20
COLOR <i>B.</i>	AGE <i>16</i>	BIRTHPLACE	VOL. <i>2</i>	
COUNTY		Angolina	CITY	
ENUMERATED WITH <i>Newman, Carrie</i>				
RELATIONSHIP TO ABOVE				
<input type="checkbox"/> SON <input type="checkbox"/> DAUGHTER <input type="checkbox"/> BROTHER <input type="checkbox"/> SISTER <input type="checkbox"/> FATHER <input type="checkbox"/> MOTHER <input checked="" type="checkbox"/> GRANDSON <input type="checkbox"/> GRANDDAUGHTER <input type="checkbox"/> GRANDCHILD	<input type="checkbox"/> NEPHEW <input type="checkbox"/> NIECE <input type="checkbox"/> FATHER-IN-LAW <input type="checkbox"/> MOTHER-IN-LAW <input type="checkbox"/> SON-IN-LAW <input type="checkbox"/> DAUGHTER-IN-LAW <input type="checkbox"/> BROTHER-IN-LAW <input type="checkbox"/> SISTER-IN-LAW <input type="checkbox"/> ORPHAN	<input type="checkbox"/> STEPSON <input type="checkbox"/> STEPDAUGHTER <input type="checkbox"/> COUSIN <input type="checkbox"/> HIRED MAN <input type="checkbox"/> ROOMER <input type="checkbox"/> SERVANT <input type="checkbox"/> OTHER (Specify)		

FORM 10 637
1910 CENSUS INDEX - INDIVIDUAL

U. S. DEPARTMENT OF COMMERCE
BUREAU OF THE CENSUS

TEXAS

W300		NAME OF INDIVIDUAL W. L. Dorman		E.D. 95	SHEET 248
COLOR B	AGE 17	BIRTHPLACE		VOL. 104	
COUNTY Polk		CITY			
ENUMERATED WITH W. L. Dorman Charlie					
RELATIONSHIP TO ABOVE					
<input type="checkbox"/> SON	<input type="checkbox"/> NEPHEW	<input type="checkbox"/> STEPSON			
<input type="checkbox"/> DAUGHTER	<input type="checkbox"/> NIECE	<input type="checkbox"/> STEPDAUGHTER			
<input type="checkbox"/> BROTHER	<input type="checkbox"/> FATHER-IN-LAW	<input type="checkbox"/> COUSIN			
<input type="checkbox"/> SISTER	<input type="checkbox"/> MOTHER-IN-LAW	<input type="checkbox"/> HIRED MAN			
<input type="checkbox"/> FATHER	<input type="checkbox"/> SON-IN-LAW	<input type="checkbox"/> ROOMER			
<input type="checkbox"/> MOTHER	<input type="checkbox"/> DAUGHTER-IN-LAW	<input type="checkbox"/> SERVANT			
<input type="checkbox"/> GRANDSON	<input type="checkbox"/> BROTHER-IN-LAW	<input type="checkbox"/> OTHER (Specify)			
<input type="checkbox"/> GRANDDAUGHTER	<input type="checkbox"/> SISTER-IN-LAW				
<input type="checkbox"/> GRANDCHILD	<input type="checkbox"/> ORPHAN				

FORM 10 637
1910 CENSUS INDEX - INDIVIDUAL

U. S. DEPARTMENT OF COMMERCE
BUREAU OF THE CENSUS

TEXAS

10300	HEAD OF FAMILY <i>Wood</i>		E.D. <i>73</i>	SHEET <i>311</i>
COLOR <i>B</i>	AGE <i>32</i>	BIRTHPLACE		VOL. <i>83</i>
COUNTY <i>Jefferson</i>	CITY <i>Beaumont</i>			
OTHER MEMBERS OF FAMILY				
NAME		RELATIONSHIP	AGE	BIRTHPLACE
<i>Bessie</i>		<i>W</i>	<i>28</i>	
<i>R. A. O.</i>				

FORM 10-636
1910 CENSUS INDEX - FAMILYU.S. DEPARTMENT OF COMMERCE
BUREAU OF THE CENSUS

TEXAS

W300	NAME OF INDIVIDUAL <i>White Vernon</i>		E.O. <i>10</i>	SHEET <i>17</i>
COLOR <i>W</i>	AGE <i>17</i>	BIRTHPLACE	VOL. <i>2 3</i>	
COUNTY Cherokee	CITY			
ENUMERATED WITH <i>Parker William L</i>				
RELATIONSHIP TO ABOVE				
<input type="checkbox"/> SON	<input type="checkbox"/> NEPHEW	<input type="checkbox"/> STEPSON		
<input type="checkbox"/> DAUGHTER	<input type="checkbox"/> NIECE	<input type="checkbox"/> STEPDAUGHTER		
<input type="checkbox"/> BROTHER	<input type="checkbox"/> FATHER-IN-LAW	<input type="checkbox"/> COUSIN		
<input type="checkbox"/> SISTER	<input type="checkbox"/> MOTHER-IN-LAW	<input checked="" type="checkbox"/> WIFE		
<input type="checkbox"/> FATHER	<input type="checkbox"/> SON-IN-LAW	<input type="checkbox"/> ROOMER		
<input type="checkbox"/> MOTHER	<input type="checkbox"/> DAUGHTER-IN-LAW	<input type="checkbox"/> SERVANT		
<input type="checkbox"/> GRANDSON	<input type="checkbox"/> BROTHER-IN-LAW	<input type="checkbox"/> OTHER (Specify)		
<input type="checkbox"/> GRANDDAUGHTER	<input type="checkbox"/> SISTER-IN-LAW			
<input type="checkbox"/> GRANDCHILD	<input type="checkbox"/> ORPHAN			

FORM 10-637

1910 CENSUS INDEX - INDIVIDUAL

U S DEPARTMENT OF COMMERCE
BUREAU OF THE CENSUS

TEXAS

U' 300	HEAD OF FAMILY		Woodley, Vernon		E.D.	SHEET
COLOR	AGE	BIRTHPLACE			23	135
---	26				VOL.	
COUNTY				CITY	115	
Parkur		OTHER MEMBERS OF FAMILY				
NAME		RELATIONSHIP	AGE	BIRTHPLACE		
Henry Alton						

FORM 10 036

1910 CENSUS INDEX - FAMILY

U S DEPARTMENT OF COMMERCE
BUREAU OF THE CENSUS

TEXAS

W300	NAME OF INDIVIDUAL <i>Wade Vernon</i>		E.D. <i>28</i>	SHEET <i>10</i>
COLOR <i>W</i>	AGE <i>10/12</i>	BIRTHPLACE	VOL. <i>30</i>	
COUNTY <i>Concho</i>		CITY		
ENUMERATED WITH <i>Wade M. H</i>				
RELATIONSHIP TO ABOVE				
<input type="checkbox"/> SON	<input type="checkbox"/> NEPHEW	<input type="checkbox"/> STEPSON		
<input type="checkbox"/> DAUGHTER	<input type="checkbox"/> NIECE	<input type="checkbox"/> STEPDAUGHTER		
<input type="checkbox"/> BROTHER	<input type="checkbox"/> FATHER-IN-LAW	<input type="checkbox"/> COUSIN		
<input type="checkbox"/> SISTER	<input type="checkbox"/> MOTHER-IN-LAW	<input type="checkbox"/> HIRED MAN		
<input type="checkbox"/> FATHER	<input type="checkbox"/> SON-IN-LAW	<input type="checkbox"/> ROOMER		
<input type="checkbox"/> MOTHER	<input type="checkbox"/> DAUGHTER-IN-LAW	<input type="checkbox"/> SERVANT		
<input checked="" type="checkbox"/> GRANDSON	<input type="checkbox"/> BROTHER-IN-LAW	<input type="checkbox"/> OTHER (<i>Specify</i>)		
<input type="checkbox"/> GRANDDAUGHTER	<input type="checkbox"/> SISTER-IN-LAW			
<input type="checkbox"/> GRANDCHILD	<input type="checkbox"/> ORPHAN			

FORM 10-637
1910 CENSUS INDEX - INDIVIDUAL

U. S. DEPARTMENT OF COMMERCE
BUREAU OF THE CENSUS

TEXAS

W 300	NAME OF INDIVIDUAL White, Vernon		E. C. 78	SHEET 476
COLOR B	AGE 41	BIRTHPLACE	VOL. 109	
COUNTY Hacogdoches		CITY		
ENUMERATED WITH Serry, Mack				
RELATIONSHIP TO ABOVE				
<input type="checkbox"/> SON	<input type="checkbox"/> NEPHEW	<input checked="" type="checkbox"/> STEPSON		
<input type="checkbox"/> DAUGHTER	<input type="checkbox"/> NIECE	<input type="checkbox"/> STEPDAUGHTER		
<input type="checkbox"/> BROTHER	<input type="checkbox"/> FATHER-IN-LAW	<input type="checkbox"/> COUSIN		
<input type="checkbox"/> SISTER	<input type="checkbox"/> MOTHER-IN-LAW	<input type="checkbox"/> HIRED MAN		
<input type="checkbox"/> FATHER	<input type="checkbox"/> SON-IN-LAW	<input type="checkbox"/> ROOMER		
<input type="checkbox"/> MOTHER	<input type="checkbox"/> DAUGHTER-IN-LAW	<input type="checkbox"/> SERVANT		
<input type="checkbox"/> GRANDSON	<input type="checkbox"/> BROTHER-IN-LAW	<input type="checkbox"/> OTHER (Specify)		
<input type="checkbox"/> GRANDDAUGHTER	<input type="checkbox"/> SISTER-IN-LAW			
<input type="checkbox"/> GRANDCHILD	<input type="checkbox"/> ORPHAN			

FORM 10 637
1910 CENSUS INDEX - INDIVIDUAL

U. S. DEPARTMENT OF COMMERCE
BUREAU OF THE CENSUS

TEXAS

W300	NAME OF INDIVIDUAL Wood Vermae		E.D. 71	SHEET 319
COLOR B	AGE 14	BIRTHPLACE	VOL. 103	
COUNTY Milam		CITY		
ENUMERATED WITH Smith Lewis				
RELATIONSHIP TO ABOVE				
<input type="checkbox"/> SON <input type="checkbox"/> DAUGHTER <input type="checkbox"/> BROTHER <input type="checkbox"/> SISTER <input type="checkbox"/> FATHER <input type="checkbox"/> MOTHER <input type="checkbox"/> GRANDSON <input type="checkbox"/> GRANDDAUGHTER <input type="checkbox"/> GRANDCHILD	<input type="checkbox"/> NEPHEW <input type="checkbox"/> NIECE <input type="checkbox"/> FATHER-IN-LAW <input type="checkbox"/> MOTHER-IN-LAW <input type="checkbox"/> SON-IN-LAW <input type="checkbox"/> DAUGHTER-IN-LAW <input type="checkbox"/> BROTHER-IN-LAW <input type="checkbox"/> SISTER-IN-LAW <input type="checkbox"/> ORPHAN	<input checked="" type="checkbox"/> STEPSON <input type="checkbox"/> STEPDAUGHTER <input type="checkbox"/> COUSIN <input type="checkbox"/> HIRED MAN <input type="checkbox"/> ROOMER <input type="checkbox"/> SERVANT <input type="checkbox"/> OTHER ()		

FORM 10 637
 1910 CENSUS INDEX - INDIVIDUAL

U. S. DEPARTMENT OF COMMERCE
 BUREAU OF THE CENSUS

TEXAS

11-3115	HEAD OF FAMILY Wood Lennie			E.D. 102	SHEET 1
COLOR W	AGE 43	BIRTHPLACE Brown		VOL. 17	
COUNTY			CITY		
OTHER MEMBERS OF FAMILY					
NAME		RELATIONSHIP	AGE	BIRTHPLACE	
Wood		D	19	W	
/		D	15	/	
/		S	13	/	
/		S	10	/	
/		D	8	/	
/					
/					
/					

FORM 10-636
1910 CENSUS INDEX - FAMILYU.S. DEPARTMENT OF COMMERCE
BUREAU OF THE CENSUS

TEXAS

W300	NAME OF INDIVIDUAL Wade Verma		E.D. 36	SHEET 86
COLOR W	AGE 11	BIRTHPLACE	VOL. 73	
COUNTY Hood		CITY		
ENUMERATED WITH Lewis Zack				
RELATIONSHIP TO ABOVE				
<input type="checkbox"/> SON	<input type="checkbox"/> NEPHEW	<input type="checkbox"/> STEPSON		
<input type="checkbox"/> DAUGHTER	<input type="checkbox"/> NIECE	<input type="checkbox"/> STEPDAUGHTER		
<input type="checkbox"/> BROTHER	<input type="checkbox"/> FATHER-IN-LAW	<input type="checkbox"/> COUSIN		
<input type="checkbox"/> SISTER	<input type="checkbox"/> MOTHER-IN-LAW	<input type="checkbox"/> HIRED MAN		
<input type="checkbox"/> FATHER	<input type="checkbox"/> SON-IN-LAW	<input type="checkbox"/> ROOMER		
<input type="checkbox"/> MOTHER	<input type="checkbox"/> DAUGHTER-IN-LAW	<input type="checkbox"/> SERVANT		
<input checked="" type="checkbox"/> GRANDSON	<input type="checkbox"/> BROTHER-IN-LAW	<input type="checkbox"/> OTHER (Specify)		
<input type="checkbox"/> GRANDDAUGHTER	<input type="checkbox"/> SISTER-IN-LAW	_____		
<input type="checkbox"/> GRANDCHILD	<input type="checkbox"/> ORPHAN			

FORM 10-637
1910 CENSUS INDEX - INDIVIDUAL

U.S. DEPARTMENT OF COMMERCE
BUREAU OF THE CENSUS

TEXAS

W300	NAME OF INDIVIDUAL <i>W. Lute Verna</i>		E.D. 112	SHEET 106
COLOR <i>brn</i>	AGE 7	BIRTHPLACE	VOL. 46	
COUNTY <i>Ellis</i>		CITY		
ENUMERATED WITH <i>York, Henry</i>				
RELATIONSHIP TO ABOVE				
<input type="checkbox"/> SON	<input type="checkbox"/> NEPHEW	<input type="checkbox"/> STEPSON		
<input checked="" type="checkbox"/> DAUGHTER	<input type="checkbox"/> NIECE	<input type="checkbox"/> STEPDAUGHTER		
<input type="checkbox"/> BROTHER	<input type="checkbox"/> FATHER-IN-LAW	<input type="checkbox"/> COUSIN		
<input type="checkbox"/> SISTER	<input type="checkbox"/> MOTHER-IN-LAW	<input type="checkbox"/> HIRED MAN		
<input type="checkbox"/> FATHER	<input type="checkbox"/> SON-IN-LAW	<input type="checkbox"/> ROOMER		
<input type="checkbox"/> MOTHER	<input type="checkbox"/> DAUGHTER-IN-LAW	<input type="checkbox"/> SERVANT		
<input type="checkbox"/> GRANDSON	<input type="checkbox"/> BROTHER-IN-LAW	<input type="checkbox"/> OTHER (<i>Specify</i>)		
<input type="checkbox"/> GRANDDAUGHTER	<input type="checkbox"/> SISTER-IN-LAW			
<input type="checkbox"/> GRANDCHILD	<input type="checkbox"/> ORPHAN			

FORM 10-637
1910 CENSUS INDEX - INDIVIDUAL

U.S. DEPARTMENT OF COMMERCE
BUREAU OF THE CENSUS

TEXAS

W 300		NAME OF INDIVIDUAL Wheat - Verma		E.D. 102	SHEET 90
COLOR W	AGE 8	BIRTHPLACE		VOL. 68	
COUNTY Harris			CITY Houston		
ENUMERATED WITH Mc Mission Allen					
RELATIONSHIP TO ABOVE					
<input type="checkbox"/> SON <input type="checkbox"/> DAUGHTER <input type="checkbox"/> BROTHER <input type="checkbox"/> SISTER <input type="checkbox"/> FATHER <input type="checkbox"/> MOTHER <input type="checkbox"/> GRANDSON <input type="checkbox"/> GRANDDAUGHTER <input type="checkbox"/> GRANDCHILD		<input type="checkbox"/> NEPHEW <input type="checkbox"/> NIECE <input type="checkbox"/> FATHER-IN-LAW <input type="checkbox"/> MOTHER-IN-LAW <input type="checkbox"/> SON-IN-LAW <input type="checkbox"/> DAUGHTER-IN-LAW <input type="checkbox"/> BROTHER-IN-LAW <input type="checkbox"/> SISTER-IN-LAW <input type="checkbox"/> ORPHAN		<input type="checkbox"/> STEPSON <input type="checkbox"/> STEPDAUGHTER <input checked="" type="checkbox"/> COUSIN <input type="checkbox"/> HIRED MAN <input type="checkbox"/> ROOMER <input type="checkbox"/> SERVANT <input type="checkbox"/> OTHER (Specify) <hr/>	

FORM 10 637
1910 CENSUS INDEX - INDIVIDUAL

U. S. DEPARTMENT OF COMMERCE
BUREAU OF THE CENSUS

TEXAS

W 300		NAME OF INDIVIDUAL		E.D.	SHEET
		White D. Ash		20	149
COLOR	AGE	BIRTHPLACE		VOL.	
(B)	22			54	
COUNTY		CITY			
Freestone		1			
ENUMERATED WITH					
Jones Rice					
RELATIONSHIP TO ABOVE					
<input checked="" type="checkbox"/> SON	<input type="checkbox"/> NEPHEW	<input type="checkbox"/> STEPSON			
<input type="checkbox"/> DAUGHTER	<input type="checkbox"/> NIECE	<input type="checkbox"/> STEPDAUGHTER			
<input type="checkbox"/> BROTHER	<input type="checkbox"/> FATHER-IN-LAW	<input type="checkbox"/> COUSIN			
<input type="checkbox"/> SISTER	<input type="checkbox"/> MOTHER-IN-LAW	<input type="checkbox"/> HIRED MAN			
<input type="checkbox"/> FATHER	<input type="checkbox"/> SON-IN-LAW	<input type="checkbox"/> ROOMER			
<input type="checkbox"/> MOTHER	<input type="checkbox"/> DAUGHTER-IN-LAW	<input type="checkbox"/> SERVANT			
<input type="checkbox"/> GRANDSON	<input type="checkbox"/> BROTHER-IN-LAW	<input type="checkbox"/> OTHER (Specify)			
<input type="checkbox"/> GRANDDAUGHTER	<input type="checkbox"/> SISTER-IN-LAW				
<input type="checkbox"/> GRANDCHILD	<input type="checkbox"/> ORPHAN				

FORM 10-637

1910 CENSUS INDEX - INDIVIDUAL

U.S. DEPARTMENT OF COMMERCE
BUREAU OF THE CENSUS

TEXAS

W300	NAME OF INDIVIDUAL Witt Verdie L		E.O. 166288	SHEET 288
COLOR W	AGE 18	BIRTHPLACE	VOL. 104	
COUNTY Mitchell	CITY			
ENUMERATED WITH Wood Rosa L				
RELATIONSHIP TO ABOVE				
<input checked="" type="checkbox"/> SON	<input type="checkbox"/> NEPHEW	<input type="checkbox"/> STEPSON		
<input type="checkbox"/> DAUGHTER	<input type="checkbox"/> NIECE	<input type="checkbox"/> STEPDAUGHTER		
<input type="checkbox"/> BROTHER	<input type="checkbox"/> FATHER-IN-LAW	<input type="checkbox"/> COUSIN		
<input type="checkbox"/> SISTER	<input type="checkbox"/> MOTHER-IN-LAW	<input type="checkbox"/> HIRED MAN		
<input type="checkbox"/> FATHER	<input type="checkbox"/> SON-IN-LAW	<input type="checkbox"/> ROOMER		
<input type="checkbox"/> MOTHER	<input type="checkbox"/> DAUGHTER-IN-LAW	<input type="checkbox"/> SERVANT		
<input type="checkbox"/> GRANDSON	<input type="checkbox"/> BROTHER-IN-LAW	<input type="checkbox"/> OTHER (Specify)		
<input type="checkbox"/> GRANDDAUGHTER	<input type="checkbox"/> SISTER-IN-LAW	_____		
<input type="checkbox"/> GRANDCHILD	<input type="checkbox"/> ORPHAN			

FORM 10-637

1910 CENSUS INDEX - INDIVIDUAL

U. S. DEPARTMENT OF COMMERCE
BUREAU OF THE CENSUS

TEXAS

W3-	HEAD OF FAMILY		Wood, Vernia W	E.O.	SHEET
COLOR	AGE	BIRTHPLACE		12/	2/19
W	30	Miss		VOL.	128
COUNTY	Tarrant		CITY	Fort Worth	
OTHER MEMBERS OF FAMILY					
NAME		RELATIONSHIP	AGE	BIRTHPLACE	
1. Carl M		S	23	Ark	
Hazel D		D	15		
F. L. De					

FORM 10-636
1910 CENSUS INDEX - FAMILY

U. S. DEPARTMENT OF COMMERCE
BUREAU OF THE CENSUS

TEXAS

W. 300		NAME OF INDIVIDUAL Witty Vera		E. D. 86	SHEET 445
COLOR W	AGE 33	BIRTHPLACE McLennan		VOL. 07	
COUNTY			CITY Waco		
ENUMERATED WITH		Witty Bernice J			
RELATIONSHIP TO ABOVE					
<input type="checkbox"/> SON -	<input type="checkbox"/> NEPHEW	<input type="checkbox"/> STEPSON			
<input type="checkbox"/> DAUGHTER	<input type="checkbox"/> NIECE	<input type="checkbox"/> STEPDAUGHTER			
<input type="checkbox"/> BROTHER	<input type="checkbox"/> FATHER-IN-LAW	<input type="checkbox"/> COUSIN			
<input checked="" type="checkbox"/> SISTER	<input type="checkbox"/> MOTHER-IN-LAW	<input type="checkbox"/> HIRED MAN			
<input type="checkbox"/> FATHER	<input type="checkbox"/> SON-IN-LAW	<input type="checkbox"/> ROOMER			
<input type="checkbox"/> MOTHER	<input type="checkbox"/> DAUGHTER-IN-LAW	<input type="checkbox"/> SERVANT			
<input type="checkbox"/> GRANDSON	<input type="checkbox"/> BROTHER-IN-LAW	<input type="checkbox"/> OTHER (Specify)			
<input type="checkbox"/> GRANDDAUGHTER	<input type="checkbox"/> SISTER-IN-LAW				
<input type="checkbox"/> GRANDCHILD	<input type="checkbox"/> ORPHAN				

FORM 10 637
1910 CENSUS INDEX - INDIVIDUAL

U. S. DEPARTMENT OF COMMERCE
BUREAU OF THE CENSUS

TEXAS

10300		NAME OF INDIVIDUAL White Vera		E.O. 71	SHEET 69
COLOR W	AGE 18	BIRTHPLACE Dallas		VOL. 30	
COUNTY			CITY Dalhart		
ENUMERATED WITH Jennings A.E.					
RELATIONSHIP TO ABOVE					
<input type="checkbox"/> SON	<input type="checkbox"/> NEPHEW	<input type="checkbox"/> STEPSON			
<input type="checkbox"/> DAUGHTER	<input type="checkbox"/> NIECE	<input type="checkbox"/> STEPDAUGHTER			
<input type="checkbox"/> BROTHER	<input type="checkbox"/> FATHER-IN-LAW	<input type="checkbox"/> COUSIN			
<input checked="" type="checkbox"/> SISTER	<input type="checkbox"/> MOTHER-IN-LAW	<input type="checkbox"/> HIRED MAN			
<input checked="" type="checkbox"/> FATHER	<input type="checkbox"/> SON-IN-LAW	<input type="checkbox"/> ROOMER			
<input type="checkbox"/> MOTHER	<input type="checkbox"/> DAUGHTER-IN-LAW	<input type="checkbox"/> SERVANT			
<input type="checkbox"/> GRANDSON	<input type="checkbox"/> BROTHER-IN-LAW	<input type="checkbox"/> OTHER (Specify)			
<input type="checkbox"/> GRANDDAUGHTER	<input type="checkbox"/> SISTER-IN-LAW				
<input type="checkbox"/> GRANDCHILD	<input type="checkbox"/> ORPHAN				

FORM 10-637
1910 CENSUS INDEX - INDIVIDUAL

U. S. DEPARTMENT OF COMMERCE
BUREAU OF THE CENSUS

TEXAS

W 300		NAME OF INDIVIDUAL Wood Vera		E.O. 174	SHEET 97
COLOR W	AGE 4	BIRTHPLACE		VOL. 110	
COUNTY Nolan			CITY		
ENUMERATED WITH Brown Rodolphone O.					
RELATIONSHIP TO ABOVE					
<input type="checkbox"/> SON	<input type="checkbox"/> NEPHEW	<input type="checkbox"/> STEPSON			
<input type="checkbox"/> DAUGHTER	<input checked="" type="checkbox"/> NIECE	<input type="checkbox"/> STEPDAUGHTER			
<input type="checkbox"/> BROTHER	<input type="checkbox"/> FATHER-IN-LAW	<input type="checkbox"/> COUSIN			
<input type="checkbox"/> SISTER	<input type="checkbox"/> MOTHER-IN-LAW	<input type="checkbox"/> HIRED MAN			
<input type="checkbox"/> FATHER	<input type="checkbox"/> SON-IN-LAW	<input type="checkbox"/> ROOMER			
<input type="checkbox"/> MOTHER	<input type="checkbox"/> DAUGHTER-IN-LAW	<input type="checkbox"/> SERVANT			
<input type="checkbox"/> GRANDSON	<input type="checkbox"/> BROTHER-IN-LAW	<input type="checkbox"/> OTHER (Specify)			
<input type="checkbox"/> GRANDDAUGHTER	<input type="checkbox"/> SISTER-IN-LAW				
<input type="checkbox"/> GRANDCHILD	<input type="checkbox"/> ORPHAN				

FORM 10-637

1910 CENSUS INDEX - INDIVIDUAL

U.S. DEPARTMENT OF COMMERCE
BUREAU OF THE CENSUS

TEXAS

W 300		NAME OF INDIVIDUAL		E.D.	SHEET
Wood		Velma		106	275
COLOR	AGE	BIRTHPLACE		VOL.	
W	13	Trinity		138	
COUNTY		CITY			
ENUMERATED WITH					
Sweeney Mattie E.					
RELATIONSHIP TO ABOVE					
<input type="checkbox"/> SON	<input type="checkbox"/> NEPHEW	<input type="checkbox"/> STEPSON			
<input type="checkbox"/> DAUGHTER	<input type="checkbox"/> NIECE	<input type="checkbox"/> STEPDAUGHTER			
<input type="checkbox"/> BROTHER	<input type="checkbox"/> FATHER-IN-LAW	<input type="checkbox"/> COUSIN			
<input type="checkbox"/> SISTER	<input type="checkbox"/> MOTHER-IN-LAW	<input type="checkbox"/> HIRED MAN			
<input type="checkbox"/> FATHER	<input type="checkbox"/> SON-IN-LAW	<input checked="" type="checkbox"/> ROOMER			
<input type="checkbox"/> MOTHER	<input type="checkbox"/> DAUGHTER-IN-LAW	<input type="checkbox"/> SERVANT			
<input type="checkbox"/> GRANDSON	<input type="checkbox"/> BROTHER-IN-LAW	<input type="checkbox"/> OTHER (Specify)			
<input type="checkbox"/> GRANDDAUGHTER	<input type="checkbox"/> SISTER-IN-LAW				
<input type="checkbox"/> GRANDCHILD	<input type="checkbox"/> ORPHAN				

FORM DC-627 (8-8-07)
FORMERLY 10-837

1910 CENSUS INDEX - INDIVIDUAL

U.S. DEPARTMENT OF COMMERCE
BUREAU OF THE CENSUS

TEXAS

W300	NAME OF INDIVIDUAL <i>White Villa</i>		E.O. <i>26</i>	SHEET <i>7</i>
COLOR <i>mu</i>	AGE <i>18</i>	BIRTHPLACE	VOL. <i>21</i>	
COUNTY <i>Chambers</i>		CITY		
ENUMERATED WITH <i>Maze Mary Etta</i>				
RELATIONSHIP TO ABOVE				
<input type="checkbox"/> SON	<input type="checkbox"/> NEPHEW	<input type="checkbox"/> STEPSON		
<input type="checkbox"/> DAUGHTER	<input type="checkbox"/> NIECE	<input type="checkbox"/> STEPDAUGHTER		
<input type="checkbox"/> BROTHER	<input type="checkbox"/> FATHER-IN-LAW	<input type="checkbox"/> COUSIN		
<input type="checkbox"/> SISTER	<input type="checkbox"/> SON-IN-LAW	<input type="checkbox"/> HIRED MAN		
<input type="checkbox"/> FATHER	<input type="checkbox"/> SON-IN-LAW	<input type="checkbox"/> ROOMER		
<input type="checkbox"/> MOTHER	<input checked="" type="checkbox"/> DAUGHTER-IN-LAW	<input type="checkbox"/> SERVANT		
<input type="checkbox"/> GRANDSON	<input type="checkbox"/> BROTHER-IN-LAW	<input type="checkbox"/> OTHER (Specify)		
<input type="checkbox"/> GRANDDAUGHTER	<input type="checkbox"/> SISTER-IN-LAW			
<input type="checkbox"/> GRANDCHILD	<input type="checkbox"/> ORPHAN			

FORM 10 637
1910 CENSUS INDEX - INDIVIDUAL

U. S. DEPARTMENT OF COMMERCE
BUREAU OF THE CENSUS

TEXAS

(W) 300		NAME OF INDIVIDUAL Wood Verna		E.D. 17	SHEET 65
COLOR W	AGE 73	BIRTHPLACE Ill		VOL. 66	
COUNTY Harris			CITY Houston		
ENUMERATED WITH Deininger John W.					
RELATIONSHIP TO ABOVE					
<input type="checkbox"/> SON	<input type="checkbox"/> NEPHEW	<input type="checkbox"/> STEPSON			
<input type="checkbox"/> DAUGHTER	<input type="checkbox"/> NIECE	<input type="checkbox"/> STEPDAUGHTER			
<input type="checkbox"/> BROTHER	<input type="checkbox"/> FATHER-IN-LAW	<input type="checkbox"/> COUSIN			
<input type="checkbox"/> SISTER	<input checked="" type="checkbox"/> MOTHER-IN-LAW	<input type="checkbox"/> HIRED MAN			
<input type="checkbox"/> FATHER	<input type="checkbox"/> SON-IN-LAW	<input type="checkbox"/> ROOMER			
<input type="checkbox"/> MOTHER	<input type="checkbox"/> DAUGHTER-IN-LAW	<input type="checkbox"/> SERVANT			
<input type="checkbox"/> GRANDSON	<input type="checkbox"/> BROTHER-IN-LAW	<input type="checkbox"/> OTHER (Specify)			
<input type="checkbox"/> GRANDDAUGHTER	<input type="checkbox"/> SISTER-IN-LAW				
<input type="checkbox"/> GRANDCHILD	<input type="checkbox"/> ORPHAN				

FORM 10 637
1910 CENSUS INDEX - INDIVIDUAL

U.S. DEPARTMENT OF COMMERCE
BUREAU OF THE CENSUS

TEXAS

W 300		NAME OF INDIVIDUAL W White, Vandyke		E.D. 59	SHEET 291
COLOR W	AGE 31	BIRTHPLACE		VOL. 25	
COUNTY Dallas		CITY Dallas			
ENUMERATED WITH Day, Elisha L					
RELATIONSHIP TO ABOVE					
<input type="checkbox"/> SON	<input type="checkbox"/> NEPHEW	<input type="checkbox"/> STEPSON			
<input type="checkbox"/> DAUGHTER	<input type="checkbox"/> NIECE	<input type="checkbox"/> STEPDAUGHTER			
<input type="checkbox"/> BROTHER	<input type="checkbox"/> FATHER-IN-LAW	<input type="checkbox"/> COUSIN			
<input type="checkbox"/> SISTER	<input type="checkbox"/> MOTHER-IN-LAW	<input type="checkbox"/> HIRED MAN			
<input type="checkbox"/> FATHER	<input type="checkbox"/> SON-IN-LAW	<input type="checkbox"/> ROOMER			
<input type="checkbox"/> MOTHER	<input type="checkbox"/> DAUGHTER-IN-LAW	<input type="checkbox"/> SERVANT			
<input type="checkbox"/> GRANDSON	<input type="checkbox"/> BROTHER-IN-LAW	<input type="checkbox"/> OTHER (Specify)			
<input type="checkbox"/> GRANDDAUGHTER	<input type="checkbox"/> SISTER-IN-LAW				
<input type="checkbox"/> GRANDCHILD	<input type="checkbox"/> ORPHAN				

FORM 10 637
1910 CENSUS INDEX - INDIVIDUAL

U. S. DEPARTMENT OF COMMERCE
BUREAU OF THE CENSUS

TEXAS

300		HEAD OF FAMILY		Wood Van W		E.D.	SHEET
COLOR		AGE	BIRTHPLACE		VOL.		
W		26			149		
COUNTY				CITY			
Wood							
OTHER MEMBERS OF FAMILY							
NAME		RELATIONSHIP	AGE	BIRTHPLACE			
Living alone							

FORM 10-636
1910 CENSUS INDEX - FAMILYU.S. DEPARTMENT OF COMMERCE
BUREAU OF THE CENSUS

TEXAS

10300		NAME OF INDIVIDUAL White, Van		E.D. 128	SHEET 84
COLOR W	AGE 19	BIRTHPLACE		VCL. 149	
COUNTY Wood		CITY			
ENUMERATED WITH Rawlston, John W					
RELATIONSHIP TO ABOVE					
<input type="checkbox"/> SON	<input type="checkbox"/> NEPHEW	<input type="checkbox"/> STEPSON			
<input type="checkbox"/> DAUGHTER	<input type="checkbox"/> NIECE	<input type="checkbox"/> STEPDAUGHTER			
<input type="checkbox"/> BROTHER	<input type="checkbox"/> FATHER-IN-LAW	<input type="checkbox"/> COUSIN			
<input type="checkbox"/> SISTER	<input type="checkbox"/> MOTHER-IN-LAW	<input checked="" type="checkbox"/> HIRED MAN			
<input type="checkbox"/> FATHER	<input type="checkbox"/> SON-IN-LAW	<input type="checkbox"/> ROOMER			
<input type="checkbox"/> MOTHER	<input type="checkbox"/> DAUGHTER-IN-LAW	<input type="checkbox"/> SERVANT			
<input type="checkbox"/> GRANDSON	<input type="checkbox"/> BROTHER-IN-LAW	<input type="checkbox"/> OTHER (Specify)			
<input type="checkbox"/> GRANDDAUGHTER	<input type="checkbox"/> SISTER-IN-LAW				
<input type="checkbox"/> GRANDCHILD	<input type="checkbox"/> ORPHAN				

FORM BC-627 (5-5-67)
FORM JULY 10-67

1910 CENSUS INDEX - INDIVIDUAL

U.S. DEPARTMENT OF COMMERCE
BUREAU OF THE CENSUS

TEXAS

W 300	HEAD OF FAMILY		E.D.		SHEET	
COLOR	White	Van		61	43	
W	AGE	BIRTHPLACE		VOL.		
	44			81		
COUNTY			CITY			
Jasper						
OTHER MEMBERS OF FAMILY						
NAME		RELATIONSHIP	AGE	BIRTHPLACE		
Living Alone						

FORM 10-636
 1910 CENSUS INDEX - FAMILY

U.S. DEPARTMENT OF COMMERCE
 BUREAU OF THE CENSUS

TEXAS

12300	HEAD OF FAMILY Walter Men		E.D. 38	SHE 4
COLOR W	AGE 72	BIRTHPLACE D.C.	VOL. 71	
COUNTY Harrison		CITY		
OTHER MEMBERS OF FAMILY				
NAME		RELATIONSHIP	AGE	BIRTHPLACE
Kate		W	31	
- Joyce Stuart		SS	11	
Mary		D	6	

FORM 10 636

1910 CENSUS INDEX - FAMILY

U.S. DEPARTMENT OF COMMERCE
BUREAU OF THE CENSUS

TEXAS

W 300		NAME OF INDIVIDUAL W hite L an		E. D. 70	SHEET 9
COLOR 13	AGE 18	BIRTHPLACE		VOL 103	
COUNTY Milam			CITY		
ENUMERATED WITH W hite P at					
RELATIONSHIP TO ABOVE					
<input type="checkbox"/> SON	<input type="checkbox"/> NEPHEW	<input type="checkbox"/> STEPSON			
<input type="checkbox"/> DAUGHTER	<input type="checkbox"/> NIECE	<input type="checkbox"/> STEPDAUGHTER			
<input checked="" type="checkbox"/> BROTHER	<input type="checkbox"/> FATHER-IN-LAW	<input type="checkbox"/> COUSIN			
<input type="checkbox"/> SISTER	<input type="checkbox"/> MOTHER-IN-LAW	<input type="checkbox"/> HIRED MAN			
<input type="checkbox"/> FATHER	<input type="checkbox"/> SON-IN-LAW	<input checked="" type="checkbox"/> ROOMER			
<input type="checkbox"/> MOTHER	<input type="checkbox"/> DAUGHTER-IN-LAW	<input type="checkbox"/> SERVANT			
<input type="checkbox"/> GRANDSON	<input type="checkbox"/> BROTHER-IN-LAW	<input type="checkbox"/> OTHER (Specify)			
<input type="checkbox"/> GRANDDAUGHTER	<input type="checkbox"/> SISTER-IN-LAW				
<input type="checkbox"/> GRANDCHILD	<input type="checkbox"/> ORPHAN				

FORM 10-637
1910 CENSUS INDEX - INDIVIDUALU. S. DEPARTMENT OF COMMERCE
BUREAU OF THE CENSUS

TEXAS

10300	HEAD OF FAMILY <i>White Van</i>		E.O. 1	SHEET 353
COLOR W	AGE 25	BIRTHPLACE	VOL. 57	
COUNTY Gregg		CITY Longview		
OTHER MEMBERS OF FAMILY				
NAME		RELATIONSHIP	AGE	BIRTHPLACE
Vallie		W	33	
Vance		S	3	
Johnson Lena		Sil	14	

FORM 10-636
1910 CENSUS INDEX - FAMILY

U.S. DEPARTMENT OF COMMERCE
BUREAU OF THE CENSUS

TEXAS

12300		HEAD OF FAMILY		White Van		E.O.	SHEET
COLOR	AGE	BIRTHPLACE		1	3		
42	42			VOL.		57	
COUNTY				CITY			
Gregg				Longview			
OTHER MEMBERS OF FAMILY							
NAME		RELATIONSHIP	AGE	BIRTHPLACE			
Wes		W	34				
Callie		D	14				
Violet		D	10				
Earnest		S	12				

FORM 10-636

1910 CENSUS INDEX - FAMILY

U.S. DEPARTMENT OF COMMERCE
BUREAU OF THE CENSUS

TEXAS

12-500	HEAD OF FAMILY		E.D.	SHEET
	Wheat Valley		123	266
COLOR	AGE	BIRTHPLACE	VOL.	
W	26	-	149	
COUNTY		CITY		
Wood				
OTHER MEMBERS OF FAMILY				
NAME		RELATIONSHIP	AGE	BIRTHPLACE
Marion S.		W	13	
Jefferson		S	4	
Lilma		D	3	
Alvin		S	8 1/2	

FORM 10 636
1910 CENSUS INDEX - FAMILYU.S. DEPARTMENT OF COMMERCE
BUREAU OF THE CENSUS

TEXAS

W 300	HEAD OF FAMILY		Wheat, Valentine C	E.D.	SHEET
COLOR	AGE	BIRTHPLACE		40	138
W	68	Ky		VOL.	88
COUNTY	Kaufman		CITY		
OTHER MEMBERS OF FAMILY					
NAME		RELATIONSHIP	AGE	BIRTHPLACE	
Eliza P		W	62	Ky	
Lyndie B		S	21	✓	

FORM 10 636
1910 CENSUS INDEX - FAMILY

U. S. DEPARTMENT OF COMMERCE
BUREAU OF THE CENSUS

TEXAS

W300		NAME OF INDIVIDUAL		Wood Valera C		E.D.		SHEET	
W		AGE		BIRTHPLACE		VOL.		45	
59		Ala		4					
COUNTY					CITY				
ENUMERATED WITH					Wood W & L				
RELATIONSHIP TO ABOVE									
<input type="checkbox"/> SON <input type="checkbox"/> DAUGHTER <input type="checkbox"/> BROTHER <input type="checkbox"/> SISTER <input type="checkbox"/> FATHER <input checked="" type="checkbox"/> MOTHER <input type="checkbox"/> GRANDSON <input type="checkbox"/> GRANDDAUGHTER <input type="checkbox"/> GRANDCHILD			<input type="checkbox"/> NEPHEW <input type="checkbox"/> NIECE <input type="checkbox"/> FATHER-IN-LAW <input type="checkbox"/> MOTHER-IN-LAW <input type="checkbox"/> SON-IN-LAW <input type="checkbox"/> DAUGHTER-IN-LAW <input type="checkbox"/> BROTHER-IN-LAW <input type="checkbox"/> SISTER-IN-LAW <input type="checkbox"/> ORPHAN			<input type="checkbox"/> STEPSON <input type="checkbox"/> STEPDAUGHTER <input type="checkbox"/> COUSIN <input type="checkbox"/> HIRED MAN <input type="checkbox"/> ROOMER <input type="checkbox"/> SERVANT <input type="checkbox"/> OTHER (Specify)			

FORM 10 637

1910 CENSUS INDEX - INDIVIDUAL

U. S. DEPARTMENT OF COMMERCE
BUREAU OF THE CENSUS

TEXAS

- W300		NAME OF INDIVIDUAL White, Uada		E. D. 95	SHEET 115
COLOR B	AGE 11	BIRTHPLACE		VOL. 128	
COUNTY Tarrant			CITY Worth		
ENUMERATED WITH - Walker, Mary					
RELATIONSHIP TO ABOVE					
<input type="checkbox"/> SON	<input type="checkbox"/> NEPHEW	<input type="checkbox"/> STEPSON			
<input type="checkbox"/> DAUGHTER	<input type="checkbox"/> NIECE	<input type="checkbox"/> STEPDAUGHTER			
<input type="checkbox"/> BROTHER	<input type="checkbox"/> FATHER-IN-LAW	<input type="checkbox"/> COUSIN			
<input type="checkbox"/> SISTER	<input type="checkbox"/> MOTHER-IN-LAW	<input type="checkbox"/> HIRED MAN			
<input type="checkbox"/> FATHER	<input type="checkbox"/> SON-IN-LAW	<input checked="" type="checkbox"/> ROOMER			
<input type="checkbox"/> MOTHER	<input type="checkbox"/> DAUGHTER-IN-LAW	<input type="checkbox"/> SERVANT			
<input type="checkbox"/> GRANDSON	<input type="checkbox"/> BROTHER-IN-LAW	<input type="checkbox"/> OTHER (Specify)			
<input type="checkbox"/> GRANDDAUGHTER	<input type="checkbox"/> SISTER-IN-LAW				
<input type="checkbox"/> GRANDCHILD	<input type="checkbox"/> ORPHAN				

FORM 10-637
1910 CENSUS INDEX - INDIVIDUAL

U. S. DEPARTMENT OF COMMERCE
BUREAU OF THE CENSUS

TEXAS

W 300	NAME OF INDIVIDUAL Wade Wade		E. D. 198	SHEET 35
COLOR W	AGE 21	BIRTHPLACE	VOL. 112	
COUNTY Potter	CITY Amarillo			
ENUMERATED WITH Wife & child				
RELATIONSHIP TO ABOVE				
<input type="checkbox"/> SON	<input type="checkbox"/> NEPHEW	<input type="checkbox"/> STEPSON		
<input type="checkbox"/> DAUGHTER	<input type="checkbox"/> NIECE	<input type="checkbox"/> STEPDAUGHTER		
<input type="checkbox"/> BROTHER	<input type="checkbox"/> FATHER-IN-LAW	<input type="checkbox"/> COUSIN		
<input type="checkbox"/> SISTER	<input type="checkbox"/> MOTHER-IN-LAW	<input type="checkbox"/> HUSBAND		
<input type="checkbox"/> FATHER	<input type="checkbox"/> SON-IN-LAW	<input checked="" type="checkbox"/> BORN		
<input type="checkbox"/> MOTHER	<input type="checkbox"/> DAUGHTER-IN-LAW	<input type="checkbox"/> SERVANT		
<input type="checkbox"/> GRANDSON	<input type="checkbox"/> BROTHER-IN-LAW	<input type="checkbox"/> OTHER (Specify)		
<input type="checkbox"/> GRANDDAUGHTER	<input type="checkbox"/> SISTER-IN-LAW			
<input type="checkbox"/> GRANDCHILD	<input type="checkbox"/> ORPHAN			

FORM 10-537

1910 CENSUS INDEX - INDIVIDUAL

U S DEPARTMENT OF COMMERCE
BUREAU OF THE CENSUS

TEXAS

W 300	NAME OF INDIVIDUAL Witt VW		E.D. 296	SHEET 52
COLOR W	AGE 38	BIRTHPLACE	VOL. 45	
COUNTY El Paso		CITY El Paso		
ENUMERATED WITH - Peterson Jc				
RELATIONSHIP TO ABOVE				
<input type="checkbox"/> SON	<input type="checkbox"/> NEPHEW	<input type="checkbox"/> STEPSON		
<input type="checkbox"/> DAUGHTER	<input type="checkbox"/> NIECE	<input type="checkbox"/> STEPDAUGHTER		
<input type="checkbox"/> BROTHER	<input checked="" type="checkbox"/> FATHER-IN-LAW	<input type="checkbox"/> COUSIN		
<input type="checkbox"/> SISTER	<input type="checkbox"/> MOTHER-IN-LAW	<input type="checkbox"/> HIRED MAN		
<input type="checkbox"/> FATHER	<input type="checkbox"/> SON-IN-LAW	<input checked="" type="checkbox"/> ROOMER		
<input type="checkbox"/> MOTHER	<input type="checkbox"/> DAUGHTER-IN-LAW	<input type="checkbox"/> SERVANT		
<input type="checkbox"/> GRANDSON	<input type="checkbox"/> BROTHER-IN-LAW	<input type="checkbox"/> OTHER (<i>Specify</i>)		
<input type="checkbox"/> GRANDDAUGHTER	<input type="checkbox"/> SISTER-IN-LAW			
<input type="checkbox"/> GRANDCHILD	<input type="checkbox"/> ORPHAN			

FORM 10-637
1910 CENSUS INDEX - INDIVIDUAL

U.S. DEPARTMENT OF COMMERCE
BUREAU OF THE CENSUS

TEXAS

20300	HEAD OF FAMILY White V.L.		E.D. 55	SHEET 218
COLOR W	AGE 33	BIRTHPLACE		VOL. 102
COUNTY Milam		CITY		
OTHER MEMBERS OF FAMILY				
NAME		RELATIONSHIP	AGE	BIRTHPLACE
Lavinia		W	21	
Warren		S	3	
Walter		S	1 1/2	
Hildreth S.L.		N	43	Ala.
Inweatt Daniel		N	18	
Thomas		N	12	

FORM 10 636
1910 CENSUS INDEX - FAMILY

U.S. DEPARTMENT OF COMMERCE
BUREAU OF THE CENSUS

TEXAS

W 300		HEAD OF FAMILY		E.D.	SHEET
WOOD		WOOD		40	118
COLOR	AGE	BIRTHPLACE		VOL.	
W	25				95
COUNTY			CITY		
Limestone					
OTHER MEMBERS OF FAMILY					
NAME		RELATIONSHIP	AGE	BIRTHPLACE	
W. J. Wood			29		
L. J. Wood			3		

FORM 10.636
1910 CENSUS INDEX - FAMILY

U.S. DEPARTMENT OF COMMERCE
BUREAU OF THE CENSUS

TEXAS

W300	HEAD OF FAMILY		Wood KD	E.D.	SHEET
				68	71
COLOR	AGE	BIRTHPLACE		VOL.	
W	61	Tex		137	
COUNTY			CITY		
Travis					

OTHER MEMBERS OF FAMILY

NAME	RELATIONSHIP	AGE	BIRTHPLACE
Bella B	W	56	Tex
Walter K	L	35	
Laisy B	D	32	
Erilda	L	30	
Laura	L	27	
Austin	S	23	
Agnes M	D	9	

FORM 10 636
1910 CENSUS INDEX - FAMILY

U.S. DEPARTMENT OF COMMERCE
BUREAU OF THE CENSUS

TEXAS

W 300	HEAD OF FAMILY Wood U.C.		E.D. 40	SHEET 68
COLOR W	AGE 35	BIRTHPLACE	VOL 95	
COUNTY Limestone		CITY		
OTHER MEMBERS OF FAMILY				
NAME		RELATION- SHIP	AGE	BIRTHPLACE
Thurman		W	29	

FORM 10 636
1910 CENSUS INDEX - FAMILY

U.S. DEPARTMENT OF COMMERCE
BUREAU OF THE CENSUS

TEXAS

W 300		NAME OF INDIVIDUAL Wood, U. A.		E.O. 214	SHEET 85
COLOR W	AGE 50	BIRTHPLACE		VOL. 116	
COUNTY San Saba			CITY		
ENUMERATED WITH Harrisick, Willie					
RELATIONSHIP TO ABOVE					
<input type="checkbox"/> SON	<input type="checkbox"/> NEPHEW	<input type="checkbox"/> STEPSON			
<input type="checkbox"/> DAUGHTER	<input type="checkbox"/> NIECE	<input type="checkbox"/> STEPDAUGHTER			
<input type="checkbox"/> BROTHER	<input type="checkbox"/> FATHER-IN-LAW	<input type="checkbox"/> COUSIN			
<input type="checkbox"/> SISTER	<input type="checkbox"/> MOTHER-IN-LAW	<input type="checkbox"/> HIRED MAN			
<input type="checkbox"/> FATHER	<input type="checkbox"/> SON-IN-LAW	<input type="checkbox"/> ROOMER			
<input type="checkbox"/> MOTHER	<input type="checkbox"/> DAUGHTER-IN-LAW	<input checked="" type="checkbox"/> SERVANT			
<input type="checkbox"/> GRANDSON	<input type="checkbox"/> BROTHER-IN-LAW	<input type="checkbox"/> OTHER (Specify)			
<input type="checkbox"/> GRANDDAUGHTER	<input type="checkbox"/> SISTER-IN-LAW				
<input type="checkbox"/> GRANDCHILD	<input type="checkbox"/> ORPHAN				

FORM 10-637 (8-18-62)

1910-CENSUS INDEX - INDIVIDUAL

U. S. DEPARTMENT OF COMMERCE
BUREAU OF THE CENSUS

* GPO : 1962 O-641423

TEXAS

W 300	HEAD OF FAMILY		E.D.	SHEET
	White, W. A.		141	284
COLOR	AGE	BIRTHPLACE	VOL.	
W	53	W. Va.	96	
COUNTY	McCulloch		CITY	
OTHER MEMBERS OF FAMILY				
NAME		RELATIONSHIP	AGE	BIRTHPLACE
Frank W.		S	33	
L. E.		D	24	
L. A. C.		D	23	

FORM 10 636
1910 CENSUS INDEX - FAMILY

U S DEPARTMENT OF COMMERCE
BUREAU OF THE CENSUS

TEXAS

W 300	HEAD OF FAMILY		White	U.	E.O.	SHEET
COLOR	AGE	BIRTHPLACE		106	220	
W	52			VOL.	138	
COUNTY			Trinity	CITY		
OTHER MEMBERS OF FAMILY						
NAME		RELATIONSHIP	AGE	BIRTHPLACE		
L. L. L. L.		W	47	Trinity		
M. M. M.		S	15			

FORM 10-636

1910 CENSUS INDEX - FAMILY

U.S. DEPARTMENT OF COMMERCE
BUREAU OF THE CENSUS



TEXAS

W 300		NAME OF INDIVIDUAL Woodman		E.C. 94	SHEET 330
COLOR W	AGE 21	BIRTHPLACE		VOL. 78	
COUNTY McLennan			CITY		
ENUMERATED WITH Woodman					
RELATIONSHIP TO ABOVE					
<input type="checkbox"/> SON	<input type="checkbox"/> NEPHEW	<input type="checkbox"/> STEPSON			
<input type="checkbox"/> DAUGHTER	<input type="checkbox"/> NIECE	<input type="checkbox"/> STEPDAUGHTER			
<input type="checkbox"/> BROTHER	<input type="checkbox"/> FATHER-IN-LAW	<input type="checkbox"/> COUSIN			
<input type="checkbox"/> SISTER	<input type="checkbox"/> MOTHER-IN-LAW	<input type="checkbox"/> HIRED MAN			
<input type="checkbox"/> FATHER	<input type="checkbox"/> SON-IN-LAW	<input type="checkbox"/> ROOMER			
<input type="checkbox"/> MOTHER	<input type="checkbox"/> DAUGHTER-IN-LAW	<input type="checkbox"/> SERVANT			
<input type="checkbox"/> GRANDSON	<input checked="" type="checkbox"/> BROTHER-IN-LAW	<input type="checkbox"/> OTHER (Specify)			
<input type="checkbox"/> GRANDDAUGHTER	<input type="checkbox"/> SISTER-IN-LAW				
<input type="checkbox"/> GRANDCHILD	<input type="checkbox"/> ORPHAN				

FORM 10-1917

1910 CENSUS INDEX - INDIVIDUAL

U. S. DEPARTMENT OF COMMERCE
BUREAU OF THE CENSUS

TEXAS

W300		NAME OF INDIVIDUAL Witt Ural		E.D. 234	SHEET 62
COLOR W	AGE 23	BIRTHPLACE		VOL. 142	
COUNTY Wichita		CITY			
ENUMERATED WITH Andree Charles					
RELATIONSHIP TO ABOVE					
<input type="checkbox"/> SON	<input type="checkbox"/> NEPHEW	<input type="checkbox"/> STEPSON			
<input type="checkbox"/> DAUGHTER	<input type="checkbox"/> NIECE	<input type="checkbox"/> STEPCAUGHTER			
<input type="checkbox"/> BROTHER	<input type="checkbox"/> FATHER-IN-LAW	<input type="checkbox"/> COUSIN			
<input type="checkbox"/> SISTER	<input type="checkbox"/> MOTHER-IN-LAW	<input checked="" type="checkbox"/> HIRED MAN			
<input type="checkbox"/> FATHER	<input type="checkbox"/> SON-IN-LAW	<input type="checkbox"/> ROOMER			
<input type="checkbox"/> MOTHER	<input type="checkbox"/> DAUGHTER-IN-LAW	<input type="checkbox"/> SERVANT			
<input type="checkbox"/> GRANDSON	<input type="checkbox"/> BROTHER-IN-LAW	<input type="checkbox"/> OTHER (Specify)			
<input type="checkbox"/> GRAND DAUGHTER	<input type="checkbox"/> SISTER-IN-LAW				
<input type="checkbox"/> GRANDCHILD	<input type="checkbox"/> ORPHAN				

FORM BC-627 (5-2-67)
FORMERLY 10-637

1910 CENSUS INDEX - INDIVIDUAL

U.S. DEPARTMENT OF COMMERCE
BUREAU OF THE CENSUS

TEXAS

60308	HEAD OF FAMILY Wood, W C		E.O. 197	SHEET 154
COLOR W	AGE 21	BIRTHPLACE	VOL. 100	
COUNTY Mason		CITY		
OTHER MEMBERS OF FAMILY				
NAME		RELATIONSHIP	AGE	BIRTHPLACE
Barbara		W	19	

FORM 10 636
1910 CENSUS INDEX - FAMILY

U.S. DEPARTMENT OF COMMERCE
BUREAU OF THE CENSUS

TEXAS

UJ 300		NAME OF INDIVIDUAL <i>White, Una L.</i>		E. D. <i>176</i>	SHEET <i>292</i>
COLOR <i>W</i>	AGE <i>5</i>	BIRTHPLACE		VOL. <i>76</i>	
COUNTY <i>Hill</i>			CITY		
ENUMERATED WITH <i>White, Schobad</i>					
RELATIONSHIP TO ABOVE					
<input type="checkbox"/> SON	<input type="checkbox"/> NEPHEW	<input type="checkbox"/> STEPSON			
<input type="checkbox"/> DAUGHTER	<input type="checkbox"/> NIECE	<input type="checkbox"/> STEPDAUGHTER			
<input type="checkbox"/> BROTHER	<input type="checkbox"/> FATHER-IN-LAW	<input type="checkbox"/> COUNN			
<input type="checkbox"/> SISTER	<input type="checkbox"/> MOTHER-IN-LAW	<input type="checkbox"/> HIRED MAN			
<input type="checkbox"/> FATHER	<input type="checkbox"/> SON-IN-LAW	<input type="checkbox"/> ROOMER			
<input type="checkbox"/> MOTHER	<input type="checkbox"/> DAUGHTER-IN-LAW	<input type="checkbox"/> SERVANT			
<input type="checkbox"/> GRANDSON	<input type="checkbox"/> BROTHER-IN-LAW	<input type="checkbox"/> OTHER (<i>Specify</i>)			
<input checked="" type="checkbox"/> GRANDDAUGHTER	<input type="checkbox"/> SISTER-IN-LAW				
<input type="checkbox"/> GRANDCHILD	<input type="checkbox"/> ORPHAN				

FORM 10-637
1910 CENSUS INDEX - INDIVIDUAL

U.S. DEPARTMENT OF COMMERCE
BUREAU OF THE CENSUS

TEXAS

W 300	NAME OF INDIVIDUAL <i>White Ylaura</i>		E.D. 60	SHEET 175
COLOR <i>B</i>	AGE <i>5</i>	BIRTHPLACE	VOL. <i>63</i>	
COUNTY <i>Guadalupe</i>		CITY		
ENUMERATED WITH <i>White Robert</i>				
RELATIONSHIP TO ABOVE				
<input type="checkbox"/> SON	<input type="checkbox"/> NEPHEW	<input type="checkbox"/> STEPSON		
<input type="checkbox"/> DAUGHTER	<input type="checkbox"/> NIECE	<input type="checkbox"/> STEPDAUGHTER		
<input type="checkbox"/> BROTHER	<input type="checkbox"/> FATHER-IN-LAW	<input type="checkbox"/> COUSIN		
<input type="checkbox"/> SISTER	<input type="checkbox"/> MOTHER-IN-LAW	<input type="checkbox"/> HIRED MAN		
<input type="checkbox"/> FATHER	<input type="checkbox"/> SON-IN-LAW	<input type="checkbox"/> ROOMER		
<input type="checkbox"/> MOTHER	<input type="checkbox"/> DAUGHTER-IN-LAW	<input type="checkbox"/> SERVANT		
<input type="checkbox"/> GRANDSON	<input type="checkbox"/> BROTHER-IN-LAW	<input type="checkbox"/> OTHER (<i>Specify</i>)		
<input checked="" type="checkbox"/> GRANDDAUGHTER	<input type="checkbox"/> SISTER-IN-LAW			
<input type="checkbox"/> GRANDCHILD	<input type="checkbox"/> ORPHAN			

FORM 10-637
1910 CENSUS INDEX - INDIVIDUAL

U. S. DEPARTMENT OF COMMERCE
BUREAU OF THE CENSUS

TEXAS

W 300

COLOR

B

HEAD OF FAMILY

AGE

51

BIRTHPLACE

Wyatt, Wela

COUNTY

San Jacinto

CITY

E.D.

SHEET

VOL.

104 19

122

NAME

OTHER MEMBERS OF FAMILY

RELATION-
SHIP

AGE

BIRTHPLACE

Hillar

W

22

Robert

S

17

Neal

S

15

Joseph

S

12

Lilla

D

10

Bill

S

3

Dadna

S

2

FORM 10-636A

1910 CENSUS INDEX - INDIVIDUAL

U.S. DEPARTMENT OF COMMERCE
BUREAU OF THE CENSUS

TEXAS

W 300	HEAD OF FAMILY		White U. V.	E.O.	SHEET
COLOR	AGE	BIRTHPLACE		VOL.	
W	60	Miss		46	
COUNTY			CITY		
Ellis			Wapleschie		
OTHER MEMBERS OF FAMILY					
NAME		RELATIONSHIP	AGE	BIRTHPLACE	
Mary H		W	45	Miss	
Vernon		D	22		
Marquette		D	19		

FORM 10-636
1910 CENSUS INDEX - FAMILY

U.S. DEPARTMENT OF COMMERCE
BUREAU OF THE CENSUS

TEXAS

W. Wood	HEAD OF FAMILY		W. Wood W. B.	E.D.	SHEET
COLOR	W	AGE	55	148	209
COUNTY	MONTGOMERY		BIRTHPLACE	VOL.	106
CITY					
OTHER MEMBERS OF FAMILY					
NAME		RELATIONSHIP	AGE	BIRTHPLACE	
Emilia J.		W	30		
L. L. L.		B	13		
William		B	10		
Bryngheam Bettie		B	22		
H. L.					

FORM 10 636
1910 CENSUS INDEX - FAMILY

U. S. DEPARTMENT OF COMMERCE
BUREAU OF THE CENSUS



TEXAS

10300		NAME OF INDIVIDUAL <i>White, Susan</i>		E.O.	SHEET
COLOR <i>B</i>	AGE <i>20</i>	BIRTHPLACE		7	10
COUNTY <i>Brazoria</i>			CITY		
ENUMERATED WITH <i>Ludwig Blackburn</i>					
RELATIONSHIP TO ABOVE					
<input type="checkbox"/> SON	<input type="checkbox"/> NEPHEW	<input type="checkbox"/> STEPSON			
<input type="checkbox"/> DAUGHTER	<input type="checkbox"/> NIECE	<input type="checkbox"/> STEPDAUGHTER			
<input type="checkbox"/> BROTHER	<input type="checkbox"/> FATHER-IN-LAW	<input type="checkbox"/> COUSIN			
<input type="checkbox"/> SISTER	<input type="checkbox"/> MOTHER-IN-LAW	<input type="checkbox"/> HIRED MAN			
<input type="checkbox"/> FATHER	<input type="checkbox"/> SON-IN-LAW	<input type="checkbox"/> ROOMER			
<input type="checkbox"/> MOTHER	<input type="checkbox"/> DAUGHTER-IN-LAW	<input checked="" type="checkbox"/> SERVANT			
<input type="checkbox"/> GRANDSON	<input type="checkbox"/> BROTHER-IN-LAW	<input type="checkbox"/> OTHER (Specify)			
<input type="checkbox"/> GRANDDAUGHTER	<input type="checkbox"/> SISTER-IN-LAW				
<input type="checkbox"/> GRANDCHILD	<input type="checkbox"/> ORPHAN				

FORM 10 637
1910 CENSUS INDEX - INDIVIDUAL

U S DEPARTMENT OF COMMERCE
BUREAU OF THE CENSUS

TEXAS

10300	NAME OF INDIVIDUAL <i>W. Kate Lerner F</i>		E.D. <i>131</i>	SHEET <i>207</i>
COLOR <i>B</i>	AGE <i>7</i>	BIRTHPLACE	VOL. <i>143</i>	
COUNTY	CITY <i>Taylor</i>			
ENUMERATED WITH <i>Fields Ed</i>		COUNTY <i>Williamson</i>		
RELATIONSHIP TO ABOVE				
<input checked="" type="checkbox"/> SON	<input type="checkbox"/> NEPHEW	<input type="checkbox"/> STEPSON		
<input type="checkbox"/> DAUGHTER	<input type="checkbox"/> NIECE	<input type="checkbox"/> STEPDAUGHTER		
<input type="checkbox"/> BROTHER	<input type="checkbox"/> FATHER-IN-LAW	<input type="checkbox"/> COUSIN		
<input type="checkbox"/> SISTER	<input type="checkbox"/> MOTHER-IN-LAW	<input type="checkbox"/> HIRED MAN		
<input type="checkbox"/> FATHER	<input type="checkbox"/> SON-IN-LAW	<input type="checkbox"/> ROOMER		
<input type="checkbox"/> MOTHER	<input type="checkbox"/> DAUGHTER-IN-LAW	<input type="checkbox"/> SERVANT		
<input type="checkbox"/> GRANDSON	<input type="checkbox"/> BROTHER-IN-LAW	<input type="checkbox"/> OTHER (Specify):		
<input type="checkbox"/> GRANDDAUGHTER	<input type="checkbox"/> SISTER-IN-LAW			
<input type="checkbox"/> GRANDCHILD	<input type="checkbox"/> ORPHAN			

FORM BC-627 (5-8-67)
FORMERLY 10-637

1910 CENSUS INDEX - INDIVIDUAL

U.S. DEPARTMENT OF COMMERCE
BUREAU OF THE CENSUS

TEXAS

101300		HEAD OF FAMILY		W. L. Turner B		E.D.	SHEET
10		AGE	BIRTHPLACE	Miss		83	32
COLOR	10	37				VOL. 726	
COUNTY	Smith			CITY			
OTHER MEMBERS OF FAMILY							
NAME		RELATIONSHIP	AGE	BIRTHPLACE			
Kathleen		W	30				
Herman		S	13				
Mary F		D	11				
Lorraine		D	8				
Freddie		S	3				
Lottie M		D	1 1/2				

FORM 10 636
1910 CENSUS INDEX - FAMILY

U S DEPARTMENT OF COMMERCE
BUREAU OF THE CENSUS

TEXAS

10300		HEAD OF FAMILY		E.D.	SHEET
COLOR		AGE	BIRTHPLACE	VOL.	
B		30	Tenn	104	116
COUNTY	Washington		CITY		
Brenham					
OTHER MEMBERS OF FAMILY					
NAME		RELATIONSHIP	AGE	BIRTHPLACE	
Ellis Wren		S	3		

FORM 10 636

1910 CENSUS INDEX - FAMILY

U. S. DEPARTMENT OF COMMERCE
BUREAU OF THE CENSUS

TEXAS

210		HEAD OF FAMILY <i>Weyatt</i>		E.O.	SHEET
COLOR	AGE	BIRTHPLACE		168	265
B	35			VOL.	134
COUNTY	Waller			CITY	
OTHER MEMBERS OF FAMILY					
NAME		RELATIONSHIP	AGE	BIRTHPLACE	
<i>Waller</i>		<i>W</i>	<i>53</i>		
<i>Williams, Alice</i>		<i>W</i>	<i>8</i>		
<i>Sell, Estna</i>		<i>S</i>	<i>6</i>		
<i>Johnson, Annie</i>		<i>J</i>	<i>17</i>		
<i>Weyatt, Margaret</i>		<i>W</i>	<i>50</i>	<i>WV</i>	

FORM 10 636
1910 CENSUS INDEX - FAMILY

U S. DEPARTMENT OF COMMERCE
BUREAU OF THE CENSUS

TEXAS

W 300	HEAD OF FAMILY		Wheat Turn		E.D.	SHEET
COLOR	AGE	BIRTHPLACE		VOL.		
W	58			15		
COUNTY	Bowie			CITY		
OTHER MEMBERS OF FAMILY						
NAME		RELATIONSHIP	AGE	BIRTHPLACE		
W alone						

FORM 10-636
1910 CENSUS INDEX - FAMILY-

U. S. DEPARTMENT OF COMMERCE
BUREAU OF THE CENSUS

TEXAS

11300	HEAD OF FAMILY <i>Watt Jude</i>		E.O. 7	SHEET 2
COLOR <i>B</i>	AGE <i>40</i>	BIRTHPLACE		VOL. <i>37</i>
COUNTY <i>Gregg</i>		CITY		
OTHER MEMBERS OF FAMILY				
NAME		RELATIONSHIP	AGE	BIRTHPLACE
<i>Jennie</i>		<i>D</i>	<i>16</i>	
<i>Emmett</i>		<i>S</i>	<i>12</i>	
<i>Clia</i>		<i>D</i>	<i>11</i>	
<i>Sallie</i>		<i>D</i>	<i>10</i>	
<i>Rosa</i>		<i>D</i>	<i>7</i>	
<i>Minnie</i>		<i>D</i>	<i>5</i>	

FORM 10-636
1910 CENSUS INDEX - FAMILY

U.S. DEPARTMENT OF COMMERCE
BUREAU OF THE CENSUS

TEXAS

72.300	HEAD OF FAMILY Wood Truman E		E.D. 9	SHEET 2
COLOR w	AGE 52	BIRTHPLACE Ill.	VOL. 16	
COUNTY Brazoria	CITY			
OTHER MEMBERS OF FAMILY				
	NAME	RELATIONSHIP	AGE	BIRTHPLACE
	Jennie	w	52	Ind
	Thomas E	s	16	Ill
	Walter W.	s	14	Ill
	George E	s	12	Ill
	John W.	0	7	Ill

FORM NO 638
1910 CENSUS INDEX - FAMILY

U. S. DEPARTMENT OF COMMERCE
BUREAU OF THE CENSUS

TEXAS

W 300	NAME OF INDIVIDUAL <i>White Trula</i>		E.D. <i>97</i>	SHEET <i>6</i>
COLOR <i>B.</i>	AGE <i>8</i>	BIRTHPLACE	VOL. <i>68</i>	
COUNTY <i>Harris</i>		CITY		
ENUMERATED WITH <i>Mayo Cnock</i>				
RELATIONSHIP TO ABOVE				
<input type="checkbox"/> SON	<input type="checkbox"/> NEPHEW	<input type="checkbox"/> STEPSON		
<input type="checkbox"/> DAUGHTER	<input checked="" type="checkbox"/> NIECE	<input type="checkbox"/> STEPDAUGHTER		
<input type="checkbox"/> BROTHER	<input type="checkbox"/> FATHER-IN-LAW	<input type="checkbox"/> COUSIN		
<input type="checkbox"/> SISTER	<input type="checkbox"/> MOTHER-IN-LAW	<input type="checkbox"/> HIRED MAN		
<input type="checkbox"/> FATHER	<input type="checkbox"/> SON-IN-LAW	<input type="checkbox"/> ROOMER		
<input type="checkbox"/> MOTHER	<input type="checkbox"/> DAUGHTER-IN-LAW	<input type="checkbox"/> SERVANT		
<input type="checkbox"/> GRANDSON	<input type="checkbox"/> BROTHER-IN-LAW	<input type="checkbox"/> OTHER (<i>Specify</i>)		
<input type="checkbox"/> GRANDDAUGHTER	<input type="checkbox"/> SISTER-IN-LAW			
<input type="checkbox"/> GRANDCHILD	<input type="checkbox"/> ORPHAN			

FORM 10 637
1910 CENSUS INDEX - INDIVIDUAL

U. S. DEPARTMENT OF COMMERCE
BUREAU OF THE CENSUS

TEXAS

NAME OF INDIVIDUAL <i>W. W. White Troy</i>		ED <i>132</i>	SHEET <i>104</i>
AGE <i>3</i>	BIRTHPLACE <i>Wood</i>	VOL. <i>149</i>	
COUNTY <i>B</i>	CITY		
ENUMERATED WITH <i>Washington Louis</i>			
RELATIONSHIP TO ABOVE			
<input type="checkbox"/> SON <input type="checkbox"/> GRANDSON <input type="checkbox"/> BROTHER <input type="checkbox"/> SISTER <input type="checkbox"/> FATHER <input type="checkbox"/> MOTHER <input type="checkbox"/> GRANDFATHER <input type="checkbox"/> GRANDMOTHER	<input type="checkbox"/> BROTHER <input type="checkbox"/> FATHER <input type="checkbox"/> FATHER-IN-LAW <input type="checkbox"/> MOTHER-IN-LAW <input type="checkbox"/> SON-IN-LAW <input type="checkbox"/> FATHER-IN-LAW <input type="checkbox"/> BROTHER-IN-LAW <input type="checkbox"/> SISTER-IN-LAW <input type="checkbox"/> OTHER	<input type="checkbox"/> WIFE <input type="checkbox"/> DAUGHTER <input type="checkbox"/> SISTER <input type="checkbox"/> WIFE OF MAN <input type="checkbox"/> NEPHEW <input type="checkbox"/> Nephew <input type="checkbox"/> OTHER (Specify)	

FORM BC 627 (5-10-67)
 PREVIOUS EDITIONS OBSOLETE

U.S. DEPARTMENT OF COMMERCE
 BUREAU OF THE CENSUS

1910 CENSUS INDEX - INDIVIDUAL

TEXAS

66300	NAME OF INDIVIDUAL <i>White, Troy</i>		E.D. 24	SHEET 3
COLOR <i>W</i>	AGE 21	BIRTHPLACE	VOL. 24	
COUNTY		CITY		
		<i>Coke</i>		
ENUMERATED WITH <i>Larkin, J.</i>				
RELATIONSHIP TO ABOVE				
<input type="checkbox"/> SON	<input checked="" type="checkbox"/> NEPHEW	<input type="checkbox"/> STEPSON		
<input type="checkbox"/> DAUGHTER	<input type="checkbox"/> NIECE	<input type="checkbox"/> STEPDAUGHTER		
<input type="checkbox"/> BROTHER	<input type="checkbox"/> FATHER-IN-LAW	<input type="checkbox"/> COUSIN		
<input type="checkbox"/> SISTER	<input type="checkbox"/> MOTHER-IN-LAW	<input type="checkbox"/> HIRED MAN		
<input type="checkbox"/> FATHER	<input type="checkbox"/> SON-IN-LAW	<input type="checkbox"/> ROOMER		
<input type="checkbox"/> MOTHER	<input type="checkbox"/> DAUGHTER-IN-LAW	<input type="checkbox"/> SERVANT		
<input type="checkbox"/> GRANDSON	<input type="checkbox"/> BROTHER-IN-LAW	<input type="checkbox"/> OTHER (<i>Specify</i>)		
<input type="checkbox"/> GRANDDAUGHTER	<input type="checkbox"/> SISTER-IN-LAW			
<input type="checkbox"/> GRANDCHILD	<input type="checkbox"/> ORPHAN			

FORM 10-637
1910 CENSUS INDEX - INDIVIDUALU S DEPARTMENT OF COMMERCE
BUREAU OF THE CENSUS

W300		HEAD OF FAMILY		TEXAS	
COLOR	AGE	BIRTHPLACE	E.D.	SHEET	
W	42	Wood, Trosson, J.	59	305	
COUNTY	Falls		CITY	VOL. 50	
OTHER MEMBERS OF FAMILY					
NAME		RELATIONSHIP	AGE	BIRTHPLACE	
J. J.		S	19		
Kesslie J.		S	16		
D. Marshall		S	14		
Robert H.		S	9		
Stanley J.		S	7		
Tom C.		S	4		
Bessie		D	6		
			172		

FORM 10-636A
 1910 CENSUS INDEX - INDIVIDUAL

U.S. DEPARTMENT OF COMMERCE
 BUREAU OF THE CENSUS

TEXAS

61300	HEAD OF FAMILY Wood Fredwell G		E.D. 57	SHEET 27
COLOR W	AGE 22	BIRTHPLACE	VOL. 136	
COUNTY DALLAS	CITY			
OTHER MEMBERS OF FAMILY				
NAME		RELATIONSHIP	AGE	BIRTHPLACE
Benjamin L		W	18	
* H H				

FORM 10 636
1910 CENSUS INDEX - FAMILY

U S DEPARTMENT OF COMMERCE
BUREAU OF THE CENSUS

TEXAS

11300	HEAD OF FAMILY Wheat Travis F		E.D. 41	SHEET 246
COLOR W	AGE 54	BIRTHPLACE		VOL. 30
COUNTY Delta		CITY		
OTHER MEMBERS OF FAMILY				
NAME		RELATION- SHIP	AGE	BIRTHPLACE
Nevada		W	42	
Grace		D	14	
Travis		S	11	
Mable		S	7	
Forest		S	5	
Park		S	3	
Bonnie		D	3/2	

FORM 10-636

1910 CENSUS INDEX - FAMILY

U.S. DEPARTMENT OF COMMERCE
BUREAU OF THE CENSUS

TEXAS

W 300		HEAD OF FAMILY		E.D.		SHEET	
COLOR		AGE		BIRTHPLACE		VOL.	
W		33		White - Brown W.		86 178	
COUNTY				CITY			
Medina							
OTHER MEMBERS OF FAMILY.							
NAME		RELATIONSHIP	AGE	BIRTHPLACE			
Name		W	34				
Eugenia		D	11				
Newton		S	10				
Inelma		D	5				

FORM 10 636
1910 CENSUS INDEX - FAMILY

U. S. DEPARTMENT OF COMMERCE
BUREAU OF THE CENSUS

TEXAS

4300		NAME OF INDIVIDUAL White Tracy L		E.D. 285	SHEET 188
COLOR W	AGE 10	BIRTHPLACE		VOL. 132	
COUNTY			CITY Tom Green		
ENUMERATED WITH Bell Calvin J					
RELATIONSHIP TO ABOVE					
<input type="checkbox"/> SON	<input type="checkbox"/> NEPHEW	<input type="checkbox"/> STEPSON			
<input type="checkbox"/> DAUGHTER	<input type="checkbox"/> NIECE	<input type="checkbox"/> STEPDAUGHTER			
<input type="checkbox"/> BROTHER	<input type="checkbox"/> FATHER-IN-LAW	<input type="checkbox"/> COUSIN			
<input type="checkbox"/> SISTER	<input type="checkbox"/> MOTHER-IN-LAW	<input type="checkbox"/> HIRED MAN			
<input type="checkbox"/> FATHER	<input type="checkbox"/> SON-IN-LAW	<input type="checkbox"/> ROOMER			
<input type="checkbox"/> MOTHER	<input type="checkbox"/> DAUGHTER-IN-LAW	<input type="checkbox"/> SERVANT			
<input checked="" type="checkbox"/> GRANDSON	<input type="checkbox"/> BROTHER-IN-LAW	<input type="checkbox"/> OTHER (Specify)			
<input type="checkbox"/> GRANDDAUGHTER	<input type="checkbox"/> SISTER-IN-LAW	<input type="checkbox"/>			
<input type="checkbox"/> GRANDCHILD	<input type="checkbox"/> ORPHAN	<input type="checkbox"/>			

FORM BC-627 (5-8-67)
FORMERLY 10-637

U.S. DEPARTMENT OF COMMERCE
BUREAU OF THE CENSUS

1910 CENSUS INDEX - INDIVIDUAL

TEXAS

W300	NAME OF INDIVIDUAL Witt Tracey		E.D. 22	SHEET 16
COLOR W	AGE 75	BIRTHPLACE Germany	VOL. 28	
COUNTY		CITY		
ENUMERATED WITH		Colorado Braden John B.		
RELATIONSHIP TO ABOVE				
<input type="checkbox"/> SON	<input type="checkbox"/> NEPHEW	<input type="checkbox"/> STEPSON		
<input type="checkbox"/> DAUGHTER	<input type="checkbox"/> NIECE	<input type="checkbox"/> STEPDAUGHTER		
<input type="checkbox"/> BROTHER	<input type="checkbox"/> FATHER-IN-LAW	<input type="checkbox"/> COUSIN		
<input type="checkbox"/> SISTER	<input checked="" type="checkbox"/> MOTHER-IN-LAW	<input type="checkbox"/> HIRED MAN		
<input type="checkbox"/> FATHER	<input type="checkbox"/> SON-IN-LAW	<input type="checkbox"/> ROOMER		
<input type="checkbox"/> MOTHER	<input type="checkbox"/> DAUGHTER-IN-LAW	<input type="checkbox"/> SERVANT		
<input type="checkbox"/> GRANDSON	<input type="checkbox"/> BROTHER-IN-LAW	<input type="checkbox"/> OTHER (Specify)		
<input type="checkbox"/> GRANDDAUGHTER	<input type="checkbox"/> SISTER-IN-LAW			
<input type="checkbox"/> GRANDCHILD	<input type="checkbox"/> ORPHAN			

FORM 10-637
1910 CENSUS INDEX - INDIVIDUAL

U. S. DEPARTMENT OF COMMERCE
BUREAU OF THE CENSUS

TEXAS

7 300		HEAD OF FAMILY <i>Wade Jay</i>		E.D. 83	SHEET 176
COLOR <i>W</i>	AGE 32	BIRTHPLACE		VOL. 126	
COUNTY <i>Smith</i>			CITY		
OTHER MEMBERS OF FAMILY					
NAME		RELATIONSHIP	AGE	BIRTHPLACE	
<i>Emma</i>		<i>W</i>	<i>25</i>		
<i>Clara B.</i>		<i>D</i>	<i>5</i>		

FORM 10 636
1910 CENSUS INDEX - FAMILY

U. S. DEPARTMENT OF COMMERCE
BUREAU OF THE CENSUS

TEXAS

12300		NAME OF INDIVIDUAL		E.D.	SHEET
COLOR	AGE	BIRTHPLACE		132	104
B	4			VOL.	149
COUNTY		CITY			
		Wood			
ENUMERATED WITH					
Washington Louis					
RELATIONSHIP TO ABOVE					
<input type="checkbox"/> SON	<input type="checkbox"/> NEPHEW	<input checked="" type="checkbox"/> STEPSON			
<input type="checkbox"/> DAUGHTER	<input type="checkbox"/> NIECE	<input type="checkbox"/> STEPDAUGHTER			
<input type="checkbox"/> BROTHER	<input type="checkbox"/> FATHER-IN-LAW	<input type="checkbox"/> COUSIN			
<input type="checkbox"/> SISTER	<input type="checkbox"/> MOTHER-IN-LAW	<input type="checkbox"/> HIRED MAN			
<input type="checkbox"/> FATHER	<input type="checkbox"/> SON-IN-LAW	<input type="checkbox"/> ROOMER			
<input type="checkbox"/> MOTHER	<input type="checkbox"/> DAUGHTER-IN-LAW	<input type="checkbox"/> SERVANT			
<input type="checkbox"/> GRANDSON	<input type="checkbox"/> BROTHER-IN-LAW	<input type="checkbox"/> OTHER (Specify)			
<input type="checkbox"/> GRANDDAUGHTER	<input type="checkbox"/> SISTER-IN-LAW				
<input type="checkbox"/> GRANDCHILD	<input type="checkbox"/> ORPHAN				

FORM BC-627 (6-5-67)
FORMERLY 10-637

1910 CENSUS INDEX - INDIVIDUAL

U.S. DEPARTMENT OF COMMERCE
BUREAU OF THE CENSUS

TEXAS

3.		HEAD OF FAMILY		Wade, Toni		E.D.	SHEET
COLOR	3	AGE	42	BIRTHPLACE	Tex	88	54
COUNTY	Smith			CITY		VOL.	136
OTHER MEMBERS OF FAMILY							
NAME		RELATIONSHIP	AGE	BIRTHPLACE			
Catharina		W	38				
Linda		D	17				
Lillian		S	13				
Eitta		S	9				
Samaya		S	3				
Kamari		S	14/12				

FORM 10 636
1910 CENSUS INDEX - FAMILY

U. S. DEPARTMENT OF COMMERCE
BUREAU OF THE CENSUS

TEXAS

W300.	NAME OF INDIVIDUAL		E.D.	SHEET
COLOR	AGE	BIRTHPLACE	VOL.	
B =	11	White, Tommy	162	256
COUNTY		CITY		
Wharton			147	
ENUMERATED WITH				
White, Emma				
RELATIONSHIP TO ABOVE				
<input type="checkbox"/> SON	<input type="checkbox"/> NEPHEW	<input type="checkbox"/> STEPSON		
<input type="checkbox"/> DAUGHTER	<input type="checkbox"/> NIECE	<input type="checkbox"/> STEPDAUGHTER		
<input type="checkbox"/> BROTHER	<input type="checkbox"/> FATHER-IN-LAW	<input type="checkbox"/> COUSIN		
<input type="checkbox"/> SISTER	<input type="checkbox"/> MOTHER-IN-LAW	<input type="checkbox"/> BROTHER-IN-LAW		
<input type="checkbox"/> FATHER	<input type="checkbox"/> SON-IN-LAW	<input type="checkbox"/> ROOMER		
<input type="checkbox"/> MOTHER	<input type="checkbox"/> DAUGHTER-IN-LAW	<input type="checkbox"/> SERVANT		
<input checked="" type="checkbox"/> GRANDCHILD	<input type="checkbox"/> BROTHER-IN-LAW	<input type="checkbox"/> OTHER (Specify)		
<input type="checkbox"/> GRANDDAUGHTER	<input type="checkbox"/> SISTER-IN-LAW			
<input type="checkbox"/> GRANDFATHER	<input type="checkbox"/> NEPHEW			

FORM BC 627 (5-5-07)

PREPARED BY 1906-7

U. S. DEPARTMENT OF COMMERCE
BUREAU OF THE CENSUS

1910 CENSUS INDEX - INDIVIDUAL

TEXAS

W 300	NAME OF INDIVIDUAL W Lute Tommie L		E.D. 72	SHEET 213
COLOR W-	AGE 3	BIRTHPLACE	VOL 703	
COUNTY Milam		CITY		
ENUMERATED WITH -				
RELATIONSHIP TO ABOVE Priest, Joe				
<input type="checkbox"/> SON	<input checked="" type="checkbox"/> NEPHEW	<input type="checkbox"/> STEPSON		
<input type="checkbox"/> DAUGHTER	<input type="checkbox"/> NIECE	<input type="checkbox"/> STEPDAUGHTER		
<input type="checkbox"/> BROTHER	<input type="checkbox"/> FATHER-IN-LAW	<input type="checkbox"/> COUSIN		
<input type="checkbox"/> SISTER	<input type="checkbox"/> MOTHER-IN-LAW	<input type="checkbox"/> HIRED MAN		
<input type="checkbox"/> FATHER	<input type="checkbox"/> SON-IN-LAW	<input type="checkbox"/> ROOMER		
<input type="checkbox"/> MOTHER	<input type="checkbox"/> DAUGHTER-IN-LAW	<input type="checkbox"/> SERVANT		
<input type="checkbox"/> GRANDSON	<input type="checkbox"/> BROTHER-IN-LAW	<input type="checkbox"/> OTHER (Specify)		
<input type="checkbox"/> GRANDDAUGHTER	<input type="checkbox"/> SISTER-IN-LAW			
<input type="checkbox"/> GRANDCHILD	<input type="checkbox"/> ORPHAN			

FORM 10 637
1910 CENSUS INDEX - INDIVIDUAL

U.S. DEPARTMENT OF COMMERCE
BUREAU OF THE CENSUS

TEXAS

W 300	NAME OF INDIVIDUAL <i>White Thomas</i>		E.D. 59	SHEET 281
COLOR <i>W</i>	AGE 20	BIRTHPLACE	VOL. 102	
COUNTY Milam		CITY		
ENUMERATED WITH <i>Thomas Frank M</i>				
RELATIONSHIP TO ABOVE				
<input type="checkbox"/> SON	<input type="checkbox"/> NEPHEW	<input type="checkbox"/> STEPSON		
<input type="checkbox"/> DAUGHTER	<input checked="" type="checkbox"/> NIECE	<input type="checkbox"/> STEPDAUGHTER		
<input type="checkbox"/> BROTHER	<input type="checkbox"/> FATHER-IN-LAW	<input type="checkbox"/> COUSIN		
<input type="checkbox"/> SISTER	<input type="checkbox"/> MOTHER-IN-LAW	<input type="checkbox"/> HIRED MAN		
<input type="checkbox"/> FATHER	<input type="checkbox"/> SON-IN-LAW	<input type="checkbox"/> ROOMER		
<input type="checkbox"/> MOTHER	<input type="checkbox"/> DAUGHTER-IN-LAW	<input type="checkbox"/> SERVANT		
<input type="checkbox"/> GRANDSON	<input type="checkbox"/> BROTHER-IN-LAW	<input type="checkbox"/> OTHER (Specify)		
<input type="checkbox"/> GRANDDAUGHTER	<input type="checkbox"/> SISTER-IN-LAW			
<input type="checkbox"/> GRANDCHILD	<input type="checkbox"/> ORPHAN			

FORM 10 637

1910 CENSUS INDEX - INDIVIDUAL

U.S. DEPARTMENT OF COMMERCE
BUREAU OF THE CENSUS

TEXAS

10702	NAME OF INDIVIDUAL <i>White, Tommie</i>		E.D. 32	SHEET 21
COLOR <i>W</i>	AGE 9	BIRTHPLACE	VOL. 58	
COUNTY <i>Grimes</i>		CITY <i>Navasota</i>		
ENUMERATED WITH <i>Miles, Abbie</i>				
RELATIONSHIP TO ABOVE				
<input checked="" type="checkbox"/> SON	<input type="checkbox"/> NEPHEW	<input type="checkbox"/> STEPSON		
<input type="checkbox"/> DAUGHTER	<input type="checkbox"/> NIECE	<input type="checkbox"/> STEPDAUGHTER		
<input type="checkbox"/> BROTHER	<input type="checkbox"/> FATHER-IN-LAW	<input type="checkbox"/> COUSIN		
<input type="checkbox"/> SISTER	<input type="checkbox"/> MOTHER-IN-LAW	<input type="checkbox"/> HIRED MAN		
<input type="checkbox"/> FATHER	<input type="checkbox"/> SON-IN-LAW	<input type="checkbox"/> ROOMER		
<input type="checkbox"/> MOTHER	<input type="checkbox"/> DAUGHTER-IN-LAW	<input type="checkbox"/> SERVANT		
<input type="checkbox"/> GRANDSON	<input type="checkbox"/> BROTHER-IN-LAW	<input type="checkbox"/> OTHER (Specify)		
<input type="checkbox"/> GRANDDAUGHTER	<input type="checkbox"/> SISTER-IN-LAW			
<input type="checkbox"/> GRANDCHILD	<input type="checkbox"/> ORPHAN			

FORM 10 637
1910 CENSUS INDEX - INDIVIDUAL

U S DEPARTMENT OF COMMERCE
BUREAU OF THE CENSUS

TEXAS

W. 300	NAME OF INDIVIDUAL <i>Wilbarger</i>		E.D.	SHEET
COLOR <i>W</i>	AGE <i>21</i>	BIRTHPLACE	<i>243</i>	<i>168</i>
COUNTY <i>W</i>	CITY Wilbarger		VOL.	<i>142</i>
ENUMERATED WITH <i>Crawford Thomas G</i>				
RELATIONSHIP TO ABOVE				
<input checked="" type="checkbox"/> SON	<input type="checkbox"/> NEPHEW	<input type="checkbox"/> STEPSON		
<input type="checkbox"/> DAUGHTER	<input type="checkbox"/> NIECE	<input type="checkbox"/> STEPDAUGHTER		
<input type="checkbox"/> BROTHER	<input type="checkbox"/> FATHER-IN-LAW	<input type="checkbox"/> COUSIN		
<input type="checkbox"/> SISTER	<input type="checkbox"/> MOTHER-IN-LAW	<input type="checkbox"/> HIRED MAN		
<input type="checkbox"/> FATHER	<input type="checkbox"/> SON-IN-LAW	<input type="checkbox"/> ROOMER		
<input type="checkbox"/> MOTHER	<input type="checkbox"/> DAUGHTER-IN-LAW	<input type="checkbox"/> SERVANT		
<input type="checkbox"/> GRANDSON	<input type="checkbox"/> BROTHER-IN-LAW	<input type="checkbox"/> OTHER (Specify)		
<input type="checkbox"/> GRANDDAUGHTER	<input type="checkbox"/> SISTER-IN-LAW			
<input type="checkbox"/> GRANDCHILD	<input type="checkbox"/> ORPHAN			

FORM BC-627 (5-3-67)
FORMERLY 10-637

1910 CENSUS INDEX - INDIVIDUAL

U.S. DEPARTMENT OF COMMERCE
BUREAU OF THE CENSUS

TEXAS

W300	HEAD OF FAMILY Wood - Tommie		E.D. 27	SHEET 9
COLOR B	AGE 32	BIRTHPLACE		VOL. 28
COUNTY Colorado		CITY		
OTHER MEMBERS OF FAMILY				
NAME		RELATION- SHIP	AGE	BIRTHPLACE
Francis		w	24	
Tom		s	13	
Elsie		d	1	
Eddie		s	9	
Mavis		d	8	
Etter		d	6	
Minnie		d	5	

FORM 10-636A

1910 CENSUS INDEX - INDIVIDUAL

U. S. DEPARTMENT OF COMMERCE
BUREAU OF THE CENSUS

TEXAS

W300	HEAD OF FAMILY		ED.	SHEET
	Wood James J		242	202
COLOR	AGE	BIRTHPLACE	VOL.	
W	49	La	142	
COUNTY		CITY		
Wilbarger				
OTHER MEMBERS OF FAMILY				
NAME		RELATIONSHIP	AGE	BIRTHPLACE
Mary		W	45	Tenn.
Eugene		S	15	
Lee		S	14	
John		S	12	
Edward		S	9	
Blake		S	6	
Glen		S	4/12	

FORM 10 636

1910 CENSUS INDEX - FAMILY

U. S. DEPARTMENT OF COMMERCE
BUREAU OF THE CENSUS

TEXAS

W300		NAME OF INDIVIDUAL <i>Whites Tomas</i>		E. D. 74	SHEET 145
COLOR W	AGE 70	BIRTHPLACE		VOL. 90	
COUNTY La Salle			CITY		
ENUMERATED WITH <i>Quinn Secids</i>					
RELATIONSHIP TO ABOVE					
<input checked="" type="checkbox"/> SON	<input type="checkbox"/> NEPHEW	<input type="checkbox"/> STEPSON			
<input type="checkbox"/> DAUGHTER	<input type="checkbox"/> NIECE	<input type="checkbox"/> STEPODAUGHTER			
<input type="checkbox"/> BROTHER	<input type="checkbox"/> FATHER-IN-LAW	<input type="checkbox"/> COUSIN			
<input type="checkbox"/> SISTER	<input type="checkbox"/> MOTHER-IN-LAW	<input type="checkbox"/> HIRED MAN			
<input type="checkbox"/> FATHER	<input type="checkbox"/> SON-IN-LAW	<input type="checkbox"/> ROOMER			
<input type="checkbox"/> MOTHER	<input type="checkbox"/> DAUGHTER-IN-LAW	<input type="checkbox"/> SERVANT			
<input type="checkbox"/> GRANDSON	<input type="checkbox"/> BROTHER-IN-LAW	<input type="checkbox"/> OTHER (Specify)			
<input type="checkbox"/> GRANDDAUGHTER	<input type="checkbox"/> SISTER-IN-LAW				
<input type="checkbox"/> GRANDCHILD	<input checked="" type="checkbox"/> ORPHAN				

FORM 10-637
1910 CENSUS INDEX - INDIVIDUAL

U. S. DEPARTMENT OF COMMERCE
BUREAU OF THE CENSUS

TEXAS

W300	HEAD OF FAMILY White, Tom H.		E.D. 37	SHEET 5
COLOR W	AGE 55	BIRTHPLACE Ala	VOL. 22	
COUNTY	Cass		CITY	
OTHER MEMBERS OF FAMILY				
	NAME	RELATIONSHIP	AGE	BIRTHPLACE
	Ray	S	26	
	Marian	DL	22	La
	1 S.			

FORM 10-636

1910 CENSUS INDEX - FAMILY

U.S. DEPARTMENT OF COMMERCE
BUREAU OF THE CENSUS

TEXAS

W 100	HEAD OF FAMILY		White	Dem W	E.D.	SHEET
COLOR	W	AGE	34	BIRTHPLACE	321	120
COUNTY	Runnels			CITY	VOL. 120	
OTHER MEMBERS OF FAMILY						
	NAME	RELATIONSHIP	AGE	BIRTHPLACE		
	Charley	W	23	W		

FORM 10 636
1910 CENSUS INDEX - FAMILY

U. S. DEPARTMENT OF COMMERCE
BUREAU OF THE CENSUS

TEXAS

-12300		HEAD OF FAMILY		E.D.		SHEET	
COLOR		AGE		BIRTHPLACE		VOL.	
W		30		Tom W.		134 224	
COUNTY				CITY			
Jones							
OTHER MEMBERS OF FAMILY							
NAME		RELATIONSHIP	AGE	BIRTHPLACE			
Jane		W.	26				
Julia		D	8				
Lena		D	5				
Lena		D	2				

FORM 10 536

1910 CENSUS INDEX - FAMILY

U S DEPARTMENT OF COMMERCE
BUREAU OF THE CENSUS

TEXAS

W 300	HEAD OF FAMILY		E.D.	SHEET
	White, Tom W		131	103
COLOR	AGE	BIRTHPLACE	VOL.	
W	25	Ky	134	
COUNTY	CITY			
	Uvaldo			
OTHER MEMBERS OF FAMILY				
	NAME	RELATIONSHIP	AGE	BIRTHPLACE
	John B	W	22	
	Charles	S	4	
	Mary	D	3	
	Robert	S	11/12	

FORM 10-630
1910 CENSUS INDEX - FAMILY

U S DEPARTMENT OF COMMERCE
BUREAU OF THE CENSUS

HEAD OF FAMILY		TEXAS	
W 300		Wied Tom S	
COLOR	AGE	BIRTHPLACE	E.D. SHEET
W	29		12 5
COUNTY	Bandera		VOL. 4
CITY			
OTHER MEMBERS OF FAMILY			
NAME	RELATIONSHIP	AGE	BIRTHPLACE
Minnie D	W	32	
Vivian G	D	8	
Allen F	S	7	
Amel A	S	6	
Zebedee	B	4	
Ona A	S	2	
Effie A	D	1 1/2	

FORM 10-636
1910 CENSUS INDEX - FAMILY

U.S. DEPARTMENT OF COMMERCE
BUREAU OF THE CENSUS

TEXAS

141300	HEAD OF FAMILY - Witt Jenn P		E.D. 28	SHEET 1
COLOR W	AGE 35	BIRTHPLACE Texas	VOL. 58	
COUNTY	Grimes		CITY	
OTHER MEMBERS OF FAMILY				
NAME		RELATION- SHIP	AGE	BIRTHPLACE
Evelyn		W	23	
Theresa A.		S	14	
Hamilton Oscar		B.L.	26	

FORM 10-636
1910 CENSUS INDEX - FAMILY

U.S. DEPARTMENT OF COMMERCE
BUREAU OF THE CENSUS

TEXAS

W 300	NAME OF INDIVIDUAL Wyatt, John M.		E.D. 5	SHEET 170
COLOR W	AGE 34	BIRTHPLACE	VOL. 4	
COUNTY Dallas		CITY Dallas		
ENUMERATED WITH No one listed				
RELATIONSHIP TO ABOVE				
<input type="checkbox"/> SON	<input type="checkbox"/> NEPHEW	<input type="checkbox"/> STEPSON		
<input type="checkbox"/> DAUGHTER	<input type="checkbox"/> NIECE	<input type="checkbox"/> STEPDAUGHTER		
<input type="checkbox"/> BROTHER	<input type="checkbox"/> FATHER-IN-LAW	<input type="checkbox"/> COUSIN		
<input type="checkbox"/> SISTER	<input type="checkbox"/> MOTHER-IN-LAW	<input type="checkbox"/> HIRED MAN		
<input type="checkbox"/> FATHER	<input type="checkbox"/> SON-IN-LAW	<input checked="" type="checkbox"/> ROOMER		
<input type="checkbox"/> MOTHER	<input type="checkbox"/> DAUGHTER-IN-LAW	<input type="checkbox"/> SERVANT		
<input type="checkbox"/> GRANDSON	<input type="checkbox"/> BROTHER-IN-LAW	<input type="checkbox"/> OTHER (Specify)		
<input type="checkbox"/> GRANDDAUGHTER	<input type="checkbox"/> SISTER-IN-LAW			
<input type="checkbox"/> GRANDCHILD	<input type="checkbox"/> ORPHAN			

FORM 10-637
1910 CENSUS INDEX - INDIVIDUAL

U. S. DEPARTMENT OF COMMERCE
BUREAU OF THE CENSUS

TEXAS

W 300	HEAD OF FAMILY Wood, John M.		E.O. 114	SHEET 60
COLOR W	AGE 43	BIRTHPLACE		VOL. 118
COUNTY Robertson		CITY		
OTHER MEMBERS OF FAMILY				
	NAME	RELATIONSHIP	AGE	BIRTHPLACE
	Louise L.	2	38	
	Allen	S	21	
	Abel	S	18	
	Emma	S	15	
	Ruth	S	11	
	Oliver	S	7	

FORM 10-536
1910 CENSUS INDEX - FAMILY

U. S. DEPARTMENT OF COMMERCE
BUREAU OF THE CENSUS.

TEXAS

W300	HEAD OF FAMILY Maude Tom L		E.D. 78	SHEET 7
COLOR W	AGE 60	BIRTHPLACE Ala	VOL. 2 3	
COUNTY Cherokee		CITY		
OTHER MEMBERS OF FAMILY				
NAME		RELATION- SHIP	AGE	BIRTHPLACE
Alice		w	48	
Mortimer		S	27	
Eula		D	18	
Robert		S	16	
Woodrow		S	12	
Mamie L		D	10	

FORM 10-636

1910 CENSUS INDEX - FAMILY

U.S. DEPARTMENT OF COMMERCE
BUREAU OF THE CENSUS

TEXAS

W 300		HEAD OF FAMILY		White, James		E.O.	SHEET
						164	183
COLOR	AGE	BIRTHPLACE		VOL.			
W	56			79			
COUNTY				CITY			
Midland				Midland			
OTHER MEMBERS OF FAMILY							
NAME		RELATIONSHIP	AGE	BIRTHPLACE			
1 Miller		W	36				
Thelma		D	12				

TEXAS

W300		HEAD OF FAMILY		E.D.	SHEET
		Iva, Tom J.		17	25
COLOR	AGE	BIRTHPLACE		VOL.	
B	26			18	
COUNTY			CITY		
Burleson					
OTHER MEMBERS OF FAMILY					
NAME		RELATIONSHIP	AGE	BIRTHPLACE	
Iva		W	23		
Tom J.		H	2		

FORM 10 636

1910 CENSUS INDEX - FAMILY

U. S. DEPARTMENT OF COMMERCE
BUREAU OF THE CENSUS

TEXAS

00300	HEAD OF FAMILY		White Tom J		E.D.	SHEET
COLOR	AGE	BIRTHPLACE		VOL.		
W	24			52		1
COUNTY	Franklin		CITY			
OTHER MEMBERS OF FAMILY						
NAME		RELATIONSHIP	AGE	BIRTHPLACE		
Zelpha C		W	19			
Udix L		S	17			

FORM 10-636
1910 CENSUS INDEX - FAMILY

U.S. DEPARTMENT OF COMMERCE
BUREAU OF THE CENSUS

TEXAS

HEAD OF FAMILY		E.D.		SHEET	
W. S. W.		White Tom J		70 22	
COLOR	AGE	BIRTHPLACE		VOL.	
W	59	W. Va.		76	
COUNTY			CITY		
Hopkins					
OTHER MEMBERS OF FAMILY					
NAME		RELATIONSHIP	AGE	BIRTHPLACE	
J. S. W.		W	50		
Mentor W. W.		M L	67	Miss	

FORM 10 636
1910 CENSUS INDEX - FAMILY

U. S. DEPARTMENT OF COMMERCE
BUREAU OF THE CENSUS

TEXAS

W 300	HEAD OF FAMILY W. J. Lee Tom J		E.D. 179	SHEET 45
COLOR W	AGE 24	BIRTHPLACE		VOL. 110
COUNTY Nolan		CITY Roscoe		
OTHER MEMBERS OF FAMILY				
NAME		RELATIONSHIP	AGE	BIRTHPLACE
/ Lee J		W	25	
- Robert Jr		S	4	

FORM 10 636
1910 CENSUS INDEX - FAMILY

U. S. DEPARTMENT OF COMMERCE
BUREAU OF THE CENSUS

TEXAS

W300	HEAD OF FAMILY: <i>Woody Tom H</i>		E.D.	SHEET
COLOR <i>W</i>	AGE <i>4/3</i>	BIRTHPLACE	VOL.	<i>10 4</i> <i>26</i>
COUNTY	<i>Collin</i>	CITY		
OTHER MEMBERS OF FAMILY				
	NAME	RELATIONSHIP	AGE	BIRTHPLACE
	<i>Alice</i>	<i>W</i>	<i>41</i>	
	<i>Bulah</i>	<i>D</i>	<i>14</i>	
	<i>Vester</i>	<i>D</i>	<i>13</i>	
	<i>Ora</i>	<i>D</i>	<i>10</i>	
	<i>Lona</i>	<i>D</i>	<i>6</i>	
	<i>Clara</i>	<i>D</i>	<i>3</i>	
	<i>Jesse</i>	<i>S</i>	<i>7/12</i>	

FORM 10-636
1910 CENSUS INDEX - FAMILY

U.S. DEPARTMENT OF COMMERCE
BUREAU OF THE CENSUS

TEXAS

10300		HEAD OF FAMILY		White Tom H.		E.D.	SHEET
COLOR	AGE	BIRTHPLACE				36	4
	70					VOL.	
COUNTY				CITY			
				Clay			
OTHER MEMBERS OF FAMILY							
NAME		RELATIONSHIP		AGE		BIRTHPLACE	
Mary		W		60		Ga	
Mittie		D		24			
Sue		D		20			
Bertha		S		18			
Eda		S		16			

FORM 10 636
1910 CENSUS INDEX - FAMILY

U. S. DEPARTMENT OF COMMERCE
BUREAU OF THE CENSUS

TEXAS

W300		HEAD OF FAMILY Wood 7588 921			E.D.	SHEET
COLOR	W	AGE	BIRTHPLACE	VOL.		
COUNTY		37	Ala.	48		
			Erath	CITY		
OTHER MEMBERS OF FAMILY						
NAME		RELATIONSHIP	AGE	BIRTHPLACE		
Mama M		W	31	Ala		
Myrtle		D	13			
Virginia		S	7	Ala		
Pearl		S	2			

FORM 10-636
1910 CENSUS INDEX - FAMILY

U.S. DEPARTMENT OF COMMERCE
BUREAU OF THE CENSUS

			TEXAS	
(W30)	NAME OF INDIVIDUAL <i>Woody Tom Y</i>		E.D.	SHEET
COLOR <i>W</i>	AGE <i>21</i>	BIRTHPLACE <i>Ark</i>	<i>267</i>	<i>187</i>
COUNTY			VOL.	
<i>Taylor</i>			<i>133</i>	
CITY <i>Abilene</i>				
ENUMERATED WITH <i>Skipper Thos</i>				
RELATIONSHIP TO ABOVE				
<input type="checkbox"/> SON	<input type="checkbox"/> NEPHEW	<input type="checkbox"/> STEPSON		
<input type="checkbox"/> DAUGHTER	<input type="checkbox"/> NIECE	<input type="checkbox"/> STEPDAUGHTER		
<input type="checkbox"/> BROTHER	<input type="checkbox"/> FATHER-IN-LAW	<input type="checkbox"/> COUSIN		
<input type="checkbox"/> SISTER	<input type="checkbox"/> MOTHER-IN-LAW	<input type="checkbox"/> HIRED MAN		
<input type="checkbox"/> FATHER	<input type="checkbox"/> SON-IN-LAW	<input checked="" type="checkbox"/> ROOMER		
<input type="checkbox"/> MOTHER	<input type="checkbox"/> DAUGHTER-IN-LAW	<input type="checkbox"/> SERVANT		
<input type="checkbox"/> GRANDSON	<input type="checkbox"/> BROTHER-IN-LAW	<input type="checkbox"/> OTHER (Specify)		
<input type="checkbox"/> GRANDDAUGHTER	<input type="checkbox"/> SISTER-IN-LAW			
<input type="checkbox"/> GRANDCHILD	<input type="checkbox"/> ORPHAN			

FORM BC-627 (8-8-67)
FORMERLY 10-627

1910 CENSUS INDEX - INDIVIDUAL

U.S. DEPARTMENT OF COMMERCE
BUREAU OF THE CENSUS

TEXAS

- 76300		HEAD OF FAMILY Wood Tom C		E.O. 103	SHEET 127
COLOR W	AGE 50	BIRTHPLACE T.C.		VOL. 40	
COUNTY Donley		CITY			
OTHER MEMBERS OF FAMILY					
NAME		RELATIONSHIP	AGE	BIRTHPLACE	
Avery		W	45	T.C.	
Nannie		D	20		
Clide		S	16		
Altie		D	13		
Berrie		D	11		
Raygon		S	9		
Bianett		S	9		

FORM 10-636
1910 CENSUS INDEX - FAMILY

U.S. DEPARTMENT OF COMMERCE
BUREAU OF THE CENSUS

TEXAS

10300		HEAD OF FAMILY		White James		E.D.	SHEET
COLOR	AGE	BIRTHPLACE				VOL.	
W.	38					2	7
COUNTY	Angelina			CITY			
OTHER MEMBERS OF FAMILY							
NAME		RELATIONSHIP	AGE	BIRTHPLACE			
Mabel		W	90				
Mary		D	17				
John		D	12				
Nelson		S	6				
Charles		S	5				

FORM 10-636
1910 CENSUS INDEX - FAMILY

U.S. DEPARTMENT OF COMMERCE
BUREAU OF THE CENSUS

TEXAS

W300	HEAD OF FAMILY		E.D.	SHEET
	Winters, James, Jr.		44	197
COLOR	AGE	BIRTHPLACE	VOL.	
- W	- 11	Tex.	9	
COUNTY	CITY			
Bexar	San Antonio			
OTHER MEMBERS OF FAMILY				
NAME		RELATIONSHIP	AGE	BIRTHPLACE
Winters, James, Sr.		W	45	Tex.
Winters, John		S	23	-
Winters, Mary		S	17	-
Winters, William		D	18	-

FORM 10 636
1910 CENSUS INDEX - FAMILY

U. S. DEPARTMENT OF COMMERCE
BUREAU OF THE CENSUS

TEXAS

12-300	HEAD OF FAMILY W. B. Jones		E.D. 128	SHEET 133
COLOR B	AGE 24	BIRTHPLACE Ark.	VOL. 117	
COUNTY Red River.		CITY		
OTHER MEMBERS OF FAMILY				
NAME	RELATIONSHIP	AGE	BIRTHPLACE	
M. Jones	W	24		
Sarah	D	7		
John	S	6		
H. Jones	D	4		
Samuel	S	2		
Edward	B	19		
Thomas	S, C	18		

FORM 10-636
1910 CENSUS INDEX - FAMILY

U. S. DEPARTMENT OF COMMERCE
BUREAU OF THE CENSUS

TEXAS

W 300		HEAD OF FAMILY		Wood, Tom B.		E.O.	SHEET
COLOR	W	AGE	77	BIRTHPLACE		131	332
COUNTY	Hunt			CITY		VOL.	80
OTHER MEMBERS OF FAMILY							
NAME		RELATIONSHIP	AGE	BIRTHPLACE			
Margie		W	50	Ga.			
Budd		H	15				

FORM 10-636
1910 CENSUS INDEX - FAMILY

U.S. DEPARTMENT OF COMMERCE
BUREAU OF THE CENSUS

TEXAS

W 300	HEAD OF FAMILY		Wade		Tom A.		E.D.	SHEET
COLOR	W.	AGE	66		Mo.		119	50
COUNTY	Nolan		CITY		Roscoe		VOL.	110
OTHER MEMBERS OF FAMILY								
NAME		RELATIONSHIP	AGE	BIRTHPLACE				
Mary A		W	55	Ark.				
- W. W. W. W. W. W.		N	23					
Jude A		Si	64					
- W. A. M.		D	12					

FORM 10 636
1910 CENSUS INDEX - FAMILY

U. S. DEPARTMENT OF COMMERCE
BUREAU OF THE CENSUS

TEXAS

W 300	HEAD OF FAMILY		E. D.	SHEET
COLOR	AGE	BIRTHPLACE	41	144
W	44	IC	VOL. 45	
COUNTY	Limestone		CITY	
OTHER MEMBERS OF FAMILY				
NAME		RELATIONSHIP	AGE	BIRTHPLACE
Mary		W	39	
Henry		S	15	
Walter		S	13	
L. Hill		S	9	

FORM 10 636

1910 CENSUS INDEX - FAMILY

U. S. DEPARTMENT OF COMMERCE
BUREAU OF THE CENSUS

TEXAS

10,000		HEAD OF FAMILY		Wood, Jennie		E.D.	SHEET
COLOR	W	AGE	23	BIRTHPLACE		45	2
COUNTY		Hays		CITY		VOL. 73	
OTHER MEMBERS OF FAMILY							
NAME		RELATIONSHIP	AGE	BIRTHPLACE			
Maggie W		D	22				
Jennie		S	3				
Albert W		S	3/12				

FORM 10 636
1910 CENSUS INDEX - FAMILY

U. S. DEPARTMENT OF COMMERCE
BUREAU OF THE CENSUS

TEXAS

HEAD OF FAMILY W. J. ...		E.D.		SHEET	
COLOR	AGE	BIRTHPLACE		44	56
COUNTY	Hays		CITY	VOL. 73	
OTHER MEMBERS OF FAMILY					
NAME		RELATIONSHIP	AGE	BIRTHPLACE	
W. J. ...		H	22		
James R. ...		S	3		
Robert W. ...		S	12		

FORM 10 636

1910 CENSUS INDEX - FAMILY

U.S. DEPARTMENT OF COMMERCE
BUREAU OF THE CENSUS

TEXAS

2300 W. White		NAME OF INDIVIDUAL		Tom		E.D.		SHEET	
B		35		BIRTHPLACE		45		12	
COUNTY				Dallas		VOL.		37	
ENUMERATED WITH									
Relationships, Billy									
RELATIONSHIP TO ABOVE									
<input type="checkbox"/> SON <input type="checkbox"/> DAUGHTER <input type="checkbox"/> BROTHER <input type="checkbox"/> SISTER <input type="checkbox"/> FATHER <input type="checkbox"/> MOTHER <input type="checkbox"/> GRANDSON <input type="checkbox"/> GRANDDAUGHTER <input type="checkbox"/> GRANDCHILD			<input type="checkbox"/> NEPHEW <input type="checkbox"/> NIECE <input type="checkbox"/> FATHER-IN-LAW <input type="checkbox"/> MOTHER-IN-LAW <input type="checkbox"/> SON-IN-LAW <input type="checkbox"/> DAUGHTER-IN-LAW <input type="checkbox"/> BROTHER-IN-LAW <input type="checkbox"/> SISTER-IN-LAW <input type="checkbox"/> ORPHAN			<input type="checkbox"/> STEPSON <input type="checkbox"/> STEPDAUGHTER <input type="checkbox"/> COUSIN <input type="checkbox"/> HIRED MAN <input type="checkbox"/> ROOMER <input type="checkbox"/> SERVANT <input checked="" type="checkbox"/> OTHER (Specify)			
<p style="text-align: right;"><i>Hand</i></p>									

 FORM 10-637
 1910 CENSUS INDEX - INDIVIDUAL

 U S DEPARTMENT OF COMMERCE
 BUREAU OF THE CENSUS

TEXAS

W300	NAME OF INDIVIDUAL <i>White Tom</i>		E.D.	SHEET
COLOR <i>W</i>	AGE <i>8 1/2</i>	BIRTHPLACE	<i>14</i>	<i>12</i>
COUNTY <i>Comanche</i>	CITY		VOL. <i>29</i>	
ENUMERATED WITH <i>Happer Tom A</i>				
RELATIONSHIP TO ABOVE				
<input type="checkbox"/> SON	<input type="checkbox"/> NEPHEW	<input type="checkbox"/> STEPSON		
<input type="checkbox"/> DAUGHTER	<input type="checkbox"/> NIECE	<input type="checkbox"/> STEPDAUGHTER		
<input type="checkbox"/> BROTHER	<input type="checkbox"/> FATHER-IN-LAW	<input type="checkbox"/> COUSIN		
<input type="checkbox"/> SISTER	<input type="checkbox"/> MOTHER-IN-LAW	<input type="checkbox"/> HIRED MAN		
<input type="checkbox"/> FATHER	<input type="checkbox"/> SON-IN-LAW	<input type="checkbox"/> ROOMER		
<input type="checkbox"/> MOTHER	<input type="checkbox"/> DAUGHTER-IN-LAW	<input type="checkbox"/> SERVANT		
<input checked="" type="checkbox"/> GRANDSON	<input type="checkbox"/> BROTHER-IN-LAW	<input type="checkbox"/> OTHER (<i>Specify</i>)		
<input type="checkbox"/> GRANDDAUGHTER	<input type="checkbox"/> SISTER-IN-LAW			
<input type="checkbox"/> GRANDCHILD	<input type="checkbox"/> ORPHAN			

FORM 10.637
1910 CENSUS INDEX - INDIVIDUAL

U.S. DEPARTMENT OF COMMERCE
BUREAU OF THE CENSUS

TEXAS

W 300	HEAD OF FAMILY		Whitt Tom		E.D.	SHEET
COLOR	W	AGE	BIRTHPLACE		56	685
COUNTY	Falls		CITY		VOL.	50
OTHER MEMBERS OF FAMILY						
NAME		RELATIONSHIP	AGE	BIRTHPLACE		
Alma		W	17			
Myrtle		D	6 1/2			

FORM 10-226.
1910 CENSUS INDEX - FAMILY

U. S. DEPARTMENT OF COMMERCE
BUREAU OF THE CENSUS

TEXAS

U.S. 300		HEAD OF FAMILY		White, Tom		E.D.	SHEET
COLOR	B	AGE	28	BIRTHPLACE		104	103
COUNTY	San Jacinto			CITY	122		
OTHER MEMBERS OF FAMILY							
NAME		RELATIONSHIP	AGE	BIRTHPLACE			
1 Minnie		W	23				

FORM 10 636
1910 CENSUS INDEX - FAMILY

U. S. DEPARTMENT OF COMMERCE
BUREAU OF THE CENSUS

TEXAS

6	30 ±	HEAD OF FAMILY		W. Hitey, Tom		E.D.	SHEET
COLOR	13	AGE	32	BIRTHPLACE		104	27
COUNTY						VOL.	122
				CITY			
OTHER MEMBERS OF FAMILY							
		NAME	RELATIONSHIP	AGE	BIRTHPLACE		
	✓	Sallie	W	30			
	✓	John	B	17			
	✓	Rita	D	9			

FORM 10 636
 1910 CENSUS INDEX - FAMILY

U. S. DEPARTMENT OF COMMERCE -
 BUREAU OF THE CENSUS

L 300		HEAD OF FAMILY		TEXAS	
COLOR	AGE	BIRTHPLACE		E.D.	SHEET
B	33	W. Hite, Iowa		104	2
COUNTY	CITY		VOL.		
	San Joaquin		122		
OTHER MEMBERS OF FAMILY					
NAME		RELATIONSHIP	AGE	BIRTHPLACE	
Mary		W	21		
Charlie		S	7		

FORM 10 636
 1910 CENSUS INDEX - FAMILY

U.S. DEPARTMENT OF COMMERCE
 BUREAU OF THE CENSUS

W 300		NAME OF INDIVIDUAL Wood Tom		TEXAS	
COLOR W	AGE 22	BIRTHPLACE		E.D. 267	SHEET 29
COUNTY		Taylor	CITY	VOL. 133	
ENUMERATED WITH -		Abilene			
RELATIONSHIP TO ABOVE		Dighy Roberts 7c			
<input type="checkbox"/> SON	<input type="checkbox"/> NEPHEW	<input type="checkbox"/> STEPSON			
<input type="checkbox"/> DAUGHTER	<input type="checkbox"/> NIECE	<input type="checkbox"/> STEPDAUGHTER			
<input type="checkbox"/> BROTHER	<input type="checkbox"/> FATHER-IN-LAW	<input type="checkbox"/> COUSIN			
<input type="checkbox"/> SISTER	<input type="checkbox"/> MOTHER-IN-LAW	<input type="checkbox"/> HIRED MAN			
<input type="checkbox"/> FATHER	<input type="checkbox"/> SON-IN-LAW	<input checked="" type="checkbox"/> ROOMER			
<input type="checkbox"/> MOTHER	<input type="checkbox"/> DAUGHTER-IN-LAW	<input type="checkbox"/> SERVANT			
<input type="checkbox"/> GRANDSON	<input type="checkbox"/> BROTHER-IN-LAW	<input type="checkbox"/> OTHER (Specify)			
<input type="checkbox"/> GRANDDAUGHTER	<input type="checkbox"/> SISTER-IN-LAW				
<input type="checkbox"/> GRANDCHILD	<input type="checkbox"/> ORPHAN				

FORM BC-427 (9-9-67)
FORMERLY 10-637

1910 CENSUS INDEX - INDIVIDUAL

U.S. DEPARTMENT OF COMMERCE
BUREAU OF THE CENSUS

			TEXAS	
W 200	NAME OF INDIVIDUAL <i>White Tom</i>		E.D. <i>281</i>	SHEET. <i>4</i>
COLOR <i>B</i>	AGE <i>35</i>	BIRTHPLACE	VOL. <i>132</i>	
COUNTY <i>Tom Green</i>	CITY <i>San Angelo</i>			
ENUMERATED WITH <i>Fireman John</i>				
RELATIONSHIP TO ABOVE				
<input type="checkbox"/> SON	<input type="checkbox"/> NEPHEW	<input type="checkbox"/> STEPSON		
<input type="checkbox"/> DAUGHTER	<input type="checkbox"/> NIECE	<input type="checkbox"/> STEPDAUGHTER		
<input type="checkbox"/> BROTHER	<input type="checkbox"/> FATHER-IN-LAW	<input type="checkbox"/> COUSIN		
<input type="checkbox"/> SISTER	<input type="checkbox"/> MOTHER-IN-LAW	<input type="checkbox"/> HIRED MAN		
<input type="checkbox"/> FATHER	<input type="checkbox"/> SON-IN-LAW	<input checked="" type="checkbox"/> ROOMER		
<input type="checkbox"/> MOTHER	<input type="checkbox"/> DAUGHTER-IN-LAW	<input type="checkbox"/> SERVANT		
<input type="checkbox"/> GRANDSON	<input type="checkbox"/> BROTHER-IN-LAW	<input type="checkbox"/> OTHER (Specify)		
<input type="checkbox"/> GRANDDAUGHTER	<input type="checkbox"/> SISTER-IN-LAW			
<input type="checkbox"/> GRANDCHILD	<input type="checkbox"/> ORPHAN			

FORM BC-627 (5-9-67)
FORMERLY 10-637

1910 CENSUS INDEX - INDIVIDUAL

U.S. DEPARTMENT OF COMMERCE
BUREAU OF THE CENSUS

132

- TEXAS

10300	HEAD OF FAMILY		E.D.	SHEET
COLOR	AGE	BIRTHPLACE	253	236
W	32	La	VOL.	148
COUNTY	CITY			
OTHER MEMBERS OF FAMILY				
NAME		RELATIONSHIP	AGE	BIRTHPLACE
Alice				

FORM 10 636
1910 CENSUS INDEX - FAMILY

U.S. DEPARTMENT OF COMMERCE
BUREAU OF THE CENSUS

TEXAS

NAME OF INDIVIDUAL <i>Wood, Tom</i>		ED <i>133</i>	SHEET <i>60</i>
COLOR <i>W</i>	AGE <i>17</i>	BIRTHPLACE <i>Wood</i>	CITY <i>Wood</i>
COUNTY <i>W</i>	VOL <i>149</i>		
ENUMERATED WITH <i>Whitworth, A. P.</i>			
RELATIONSHIP TO ABOVE			
SON	NEPHEW	<input type="checkbox"/> STEPSON	
DAUGHTER	NIECE	<input type="checkbox"/> STEPDAUGHTER	
BROTHER	FATHER-IN-LAW	<input type="checkbox"/> COUSIN	
SISTER	MOTHER-IN-LAW	<input type="checkbox"/> HIRED MAN	
FATHER	SON-IN-LAW	<input type="checkbox"/> ROOMER	
MOTHER	DAUGHTER-IN-LAW	<input type="checkbox"/> SERVANT	
GRANDSON	<input checked="" type="checkbox"/> BROTHER-IN-LAW	<input type="checkbox"/> OTHER (Specify)	
GRANDDAUGHTER	SISTER-IN-LAW		
GRANDCHILD	ORPHAN		

FORM BC-627 (8-5-67)
FORMERLY 10-637

1910 CENSUS INDEX - INDIVIDUAL

U.S. DEPARTMENT OF COMMERCE
BUREAU OF THE CENSUS

TEXAS

66300		HEAD OF FAMILY		E.D.	SHEET
White, Tom		AGE	BIRTHPLACE	162	254
COLOR	P-	39		VOL. 147	
COUNTY	Wharton		CITY		

OTHER MEMBERS OF FAMILY

NAME	RELATIONSHIP	AGE	BIRTHPLACE
Fred	W	38	
Alma	D	18 ¹	
Lois	S	14	
James	D	14	

TEXAS

W. 300	HEAD OF FAMILY <i>Wood, Tom</i>		E.D. <i>106</i>	SHEET <i>335</i>
COLOR <i>B</i>	AGE <i>25</i>	BIRTHPLACE <i>Ill.</i>	VOL. <i>118</i>	
COUNTY <i>-</i>	CITY <i>Robertson</i>			
OTHER MEMBERS OF FAMILY				
NAME	RELATIONSHIP	AGE	BIRTHPLACE	
<i>1 Bessie</i>	<i>w</i>	<i>19</i>		

FORM 10 636
1910 CENSUS INDEX - FAMILY

U.S. DEPARTMENT OF COMMERCE
BUREAU OF THE CENSUS

TEXAS

W 300		HEAD OF FAMILY		Wood, Tom		E.D.	SHEET
COLOR	W	AGE	46	BIRTHPLACE	Miss	57	211
COUNTY				Rusk	CITY	VOL. 121	
OTHER MEMBERS OF FAMILY							
NAME		RELATIONSHIP	AGE	BIRTHPLACE			
Jessie		W	22				
Lennie		D	14				

TEXAS

HEAD OF FAMILY		Wade Tom		E. D.	SHEET
COLOR	AGE	BIRTHPLACE		169	72
13	32			VOL.	134
COUNTY				CITY	
OTHER MEMBERS OF FAMILY					
NAME		RELATIONSHIP	AGE	BIRTHPLACE	
1 Anna		W	17		
John		S	2		

FORM 10 636

1910 CENSUS INDEX - FAMILY

U S DEPARTMENT OF COMMERCE
BUREAU OF THE CENSUS

TEXAS

20 300		NAME OF INDIVIDUAL White John		E.O.	SHEET
COLOR W.	AGE 26	BIRTHPLACE La		72	31
COUNTY Parker			CITY		
ENUMERATED WITH John Willie O					
RELATIONSHIP TO ABOVE					
<input type="checkbox"/> SON	<input type="checkbox"/> NEPHEW	<input type="checkbox"/> STEPSON			
<input type="checkbox"/> DAUGHTER	<input type="checkbox"/> NIECE	<input type="checkbox"/> STEPDAUGHTER			
<input type="checkbox"/> BROTHER	<input type="checkbox"/> FATHER-IN-LAW	<input type="checkbox"/> COUSIN			
<input type="checkbox"/> SISTER	<input type="checkbox"/> MOTHER-IN-LAW	<input type="checkbox"/> HIRED MAN			
<input type="checkbox"/> FATHER	<input type="checkbox"/> SON-IN-LAW	<input checked="" type="checkbox"/> ROOMER			
<input type="checkbox"/> MOTHER	<input type="checkbox"/> DAUGHTER-IN-LAW	<input type="checkbox"/> SERVANT			
<input type="checkbox"/> GRANDSON	<input type="checkbox"/> BROTHER-IN-LAW	<input type="checkbox"/> OTHER (Specify)			
<input type="checkbox"/> GRANDDAUGHTER	<input type="checkbox"/> SISTER-IN-LAW				
<input type="checkbox"/> GRANDCHILD	<input type="checkbox"/> ORPHAN				

FORM 10 637

1910 CENSUS INDEX - INDIVIDUAL

U.S. DEPARTMENT OF COMMERCE
BUREAU OF THE CENSUS

TEXAS

1570		HEAD OF FAMILY		128		1917	
Wade. Tom							
COLOR	AGE	BIRTHPLACE		VOL			
D	25			A-3			
COUNTY				CITY			
Williamson							
OTHER MEMBERS OF FAMILY							
NAME		RELATIONSHIP		AGE		BIRTHPLACE	
Mary		W		42			
Lou J		S		12			
Bonnie		S		15			
Janne		D		12			
Lillie		D		10			
Lue K		S		5			

FORM 10 636

1910 CENSUS INDEX - FAMILY

U. S. DEPARTMENT OF COMMERCE
BUREAU OF THE CENSUS

TEXAS

10300		NAME OF INDIVIDUAL White Tom		W D	SHEET
COLOR W	AGE 16	BIRTHPLACE Ark		16	23
COUNTY		CITY		122	
Somervell					
ENUMERATED WITH Ross Ella A					
RELATIONSHIP TO ABOVE					
<input checked="" type="checkbox"/> SON	<input type="checkbox"/> NEPHEW	<input type="checkbox"/> STEPSON			
<input type="checkbox"/> DAUGHTER	<input type="checkbox"/> NIECE	<input type="checkbox"/> STEPDAUGHTER			
<input type="checkbox"/> BROTHER	<input type="checkbox"/> FATHER-IN-LAW	<input type="checkbox"/> COUSIN			
<input type="checkbox"/> SISTER	<input type="checkbox"/> MOTHER-IN-LAW	<input type="checkbox"/> HIRED MAN			
<input type="checkbox"/> FATHER	<input type="checkbox"/> SON-IN-LAW	<input type="checkbox"/> ROOMER			
<input type="checkbox"/> MOTHER	<input type="checkbox"/> DAUGHTER-IN-LAW	<input type="checkbox"/> SERVANT			
<input type="checkbox"/> GRANDSON	<input type="checkbox"/> BROTHER-IN-LAW	<input type="checkbox"/> OTHER (Specify)			
<input type="checkbox"/> GRANDDAUGHTER	<input type="checkbox"/> SISTER-IN-LAW				
<input type="checkbox"/> GRANDCHILD	<input type="checkbox"/> ORPHAN				

FORM BC-427 (6-3-57)
FORMERLY ID-687

U.S. DEPARTMENT OF COMMERCE
BUREAU OF THE CENSUS

1910 CENSUS INDEX - INDIVIDUAL

TEXAS

HEAD OF FAMILY <i>Wood</i>		E.O. <i>133</i>	SHEET <i>85</i>
COLOR <i>W</i>	AGE <i>50</i>	BIRTHPLACE <i>W. Va.</i>	VOL. <i>135</i>
COUNTY Titus		CITY	
OTHER MEMBERS OF FAMILY			
NAME		RELATIONSHIP	AGE
<i>John</i>			<i>35</i>
<i>John</i>			<i>18</i>
<i>John</i>			<i>16</i>
<i>John</i>			<i>14</i>
<i>John</i>			<i>12</i>
<i>John</i>			<i>10</i>
<i>John</i>			<i>8</i>
<i>John</i>			<i>6</i>
<i>John</i>			<i>4</i>
<i>John</i>			<i>2</i>
<i>John</i>			<i>1</i>

FORM 10-230

1910 CENSUS INDEX FAMILY

U. S. DEPARTMENT OF COMMERCE
BUREAU OF THE CENSUS

TEXAS

76306	HEAD OF FAMILY White Tom		E.D. 39	SHEET 154
COLOR B	AGE 70	BIRTHPLACE Md.	VOL. 71	
COUNTY Harrison		CITY		
OTHER MEMBERS OF FAMILY				
NAME		RELATIONSHIP	AGE	BIRTHPLACE
/ Maria		W	65	
/ Mary		S	21	
Creek Lee		D	27	
/ Bessie		DD	3	
/ Bush		DD	2	

FORM 10 636
1910 CENSUS INDEX - FAMILY

U.S. DEPARTMENT OF COMMERCE
BUREAU OF THE CENSUS

TEXAS

11300	HEAD OF FAMILY White		Tom	E.O. 37	SHEET 274
COLOR B	AGE 35	BIRTHPLACE		VOL. 71	
COUNTY Harrison			CITY		
OTHER MEMBERS OF FAMILY					
NAME		RELATIONSHIP	AGE	BIRTHPLACE	
Ella		W	36		
Lura		S	12		
Millie		S	8		
Tom		S	3		
Viola		D	10		
Fannie Mary		S	5		
Christe		D	2		

FORM 10 636
1910 CENSUS INDEX - FAMILY

U. S. DEPARTMENT OF COMMERCE
BUREAU OF THE CENSUS

TEXAS

W 300		NAME OF INDIVIDUAL <i>White Tom</i>		E.D.	SHEET
COLOR <i>w</i>	AGE <i>50</i>	BIRTHPLACE <i>Ky</i>		<i>97</i>	<i>190</i>
COUNTY Navarro			CITY <i></i>	VOL. <i>108</i>	
ENUMERATED WITH <i>Bennell Joe H</i>					
RELATIONSHIP TO ABOVE					
<input type="checkbox"/> SON	<input type="checkbox"/> NEPHEW	<input type="checkbox"/> STEPSON			
<input type="checkbox"/> DAUGHTER	<input type="checkbox"/> NIECE	<input type="checkbox"/> STEPDAUGHTER			
<input type="checkbox"/> BROTHER	<input type="checkbox"/> FATHER-IN-LAW	<input type="checkbox"/> COUSIN			
<input type="checkbox"/> SISTER	<input type="checkbox"/> MOTHER-IN-LAW	<input type="checkbox"/> WIDOWED MAN			
<input type="checkbox"/> FATHER	<input type="checkbox"/> SON-IN-LAW	<input type="checkbox"/> ROOMER			
<input type="checkbox"/> MOTHER	<input type="checkbox"/> DAUGHTER-IN-LAW	<input type="checkbox"/> SERVANT			
<input type="checkbox"/> GRANDSON	<input type="checkbox"/> BROTHER-IN-LAW	<input type="checkbox"/> OTHER (<i>Specify</i>)			
<input type="checkbox"/> GRANDDAUGHTER	<input type="checkbox"/> SISTER-IN-LAW				
<input type="checkbox"/> GRANDCHILD	<input type="checkbox"/> ORPHAN				

FORM 10-637
1910 CENSUS INDEX - INDIVIDUAL

U. S. DEPARTMENT OF COMMERCE
BUREAU OF THE CENSUS

TEXAS

4300	HEAD OF FAMILY		Wood Tom	E.D.	SHEET
COLOR	AGE	BIRTHPLACE		53	357
COUNTY				VOL	85
Johnson			CITY		
OTHER MEMBERS OF FAMILY					
	NAME	RELATIONSHIP	AGE	BIRTHPLACE	
	John	6	33		
	Johnna	11	6		
	John	5	3		

FORM 10 636
1910 CENSUS INDEX - FAMILY

U.S. DEPARTMENT OF COMMERCE
BUREAU OF THE CENSUS

TEXAS

16300		HEAD OF FAMILY		White Tom		E.D.	SHEET
COLOR	B	AGE	65	BIRTHPLACE		2	11
COUNTY		Gregg		CITY		VOL. 57	
				Langrius			
OTHER MEMBERS OF FAMILY							
	NAME	RELATIONSHIP	AGE	BIRTHPLACE			
1	Mary	W	44				
	Miles	Rosa	SD	24			
	Reeves	Johnny	SS	17			
	E. I	Bo					

FORM 10-636

1970 CENSUS INDEX - FAMILY

U.S. DEPARTMENT OF COMMERCE
BUREAU OF THE CENSUS

TEXAS

11-300		HEAD OF FAMILY		White Tom		E.O.	SHEET
COLOR	AGE	BIRTHPLACE				31	169
	31					VOL.	58
COUNTY			Grimes	CITY			
OTHER MEMBERS OF FAMILY							
NAME		RELATIONSHIP	AGE	BIRTHPLACE			
Richardson Ellie		Dr	40				
F Y Bo							

FORM 10-636
1910 CENSUS INDEX - FAMILY

U.S. DEPARTMENT OF COMMERCE
BUREAU OF THE CENSUS

TEXAS

11300	HEAD OF FAMILY <i>Wood, Town</i>		E.O. 162	SHEET 78
COLOR <i>W</i>	AGE 26	BIRTHPLACE <i>Walker</i>	VOL. 141	
COUNTY		<i>Walker</i>	CITY	
OTHER MEMBERS OF FAMILY				
NAME		RELATIONSHIP	AGE	BIRTHPLACE
<i>Walter</i>		<i>W</i>	<i>25</i>	
<i>Lucas</i>		<i>D</i>	<i>3</i>	
<i>Lucas</i>		<i>S</i>	<i>1</i>	

TEXAS

W 300		HEAD OF FAMILY		Wood - Tom		E.D. 7	SHEET
COLOR	D	AGE	72	BIRTHPLACE	Pa	VOL.	38
COUNTY	Lamar			CITY	Paris		
OTHER MEMBERS OF FAMILY							
NAME		RELATIONSHIP	AGE	BIRTHPLACE			
L. Lippert		W	41	Pa			

FORM 10 636
 1970 CENSUS INDEX - FAMILY

U.S. DEPARTMENT OF COMMERCE
 BUREAU OF THE CENSUS

TEXAS

6300	HEAD OF FAMILY		E.O.	SHEET
	Wood, Tom		138	223
COLOR	AGE	BIRTHPLACE	VOL.	
	24	Ala	86	
COUNTY	Jones		CITY	
OTHER MEMBERS OF FAMILY				
NAME		RELATIONSHIP	AGE	BIRTHPLACE
John		W	43	Miss
John		S	15	
John		S	13	
John		S	8	
John		S	4	

FORM 10-0-30
1910 CENSUS INDEX - FAMILY

U S DEPARTMENT OF COMMERCE
BUREAU OF THE CENSUS

TEXAS

61300		HEAD OF FAMILY Wacht Tom		E.D. 156	SHEET 392
COLOR m-	AGE 45	BIRTHPLACE -		VOL. 75	
COUNTY Hill			CITY Hillsboro		
OTHER MEMBERS OF FAMILY					
NAME		RELATIONSHIP	AGE	BIRTHPLACE	
1. Anna		w	27		

FORM 10-636
1910 CENSUS INDEX - FAMILY

U. S. DEPARTMENT OF COMMERCE
BUREAU OF THE CENSUS

TEXAS

U 302	HEAD OF FAMILY White		John	E.O. 751	SHEET 3105
COLOR W	AGE 34	BIRTHPLACE Miss		VOL. 75	
COUNTY	Hill		CITY		
OTHER MEMBERS OF FAMILY					
NAME		RELATIONSHIP	AGE	BIRTHPLACE	
Mary		W	29	Ind	
Harriet		S	8	/	
Anna Maria		D	7	/	
Thomas		S	5	/	
R. B.		S	2	/	

FORM 10-636
1910 CENSUS INDEX - FAMILY

U.S. DEPARTMENT OF COMMERCE
BUREAU OF THE CENSUS

TEXAS

W 300		NAME OF INDIVIDUAL Wheat, Tom		E.O. 94	SHEET 148
COLOR W	AGE 57	BIRTHPLACE Ila		VOL. 108	
COUNTY Navarro			CITY		
ENUMERATED WITH Wheat, G. T.					
RELATIONSHIP TO ABOVE					
<input type="checkbox"/> SON	<input type="checkbox"/> NEPHEW	<input type="checkbox"/> STEPSON			
<input type="checkbox"/> DAUGHTER	<input type="checkbox"/> NIECE	<input type="checkbox"/> STEPDAUGHTER			
<input type="checkbox"/> BROTHER	<input type="checkbox"/> FATHER-IN-LAW	<input type="checkbox"/> COUSIN			
<input type="checkbox"/> SISTER	<input type="checkbox"/> MOTHER-IN-LAW	<input type="checkbox"/> HIRED MAN			
<input type="checkbox"/> FATHER	<input type="checkbox"/> SON-IN-LAW	<input type="checkbox"/> ROOMER			
<input type="checkbox"/> MOTHER	<input type="checkbox"/> DAUGHTER-IN-LAW	<input type="checkbox"/> SERVANT			
<input type="checkbox"/> GRANDSON	<input type="checkbox"/> BROTHER-IN-LAW	<input checked="" type="checkbox"/> OTHER (Specify)			
<input type="checkbox"/> GRANDDAUGHTER	<input type="checkbox"/> SISTER-IN-LAW	U.			
<input type="checkbox"/> GRANDCHILD	<input type="checkbox"/> ORPHAN				

FORM 10-637

1910 CENSUS INDEX - INDIVIDUAL

U. S. DEPARTMENT OF COMMERCE
BUREAU OF THE CENSUS

TEXAS

H 302		HEAD OF FAMILY W White Tom		E.D. 74	SHEET 30
COLOR W	AGE 34	BIRTHPLACE		VOL. 98	
COUNTY McLennan			CITY		
OTHER MEMBERS OF FAMILY					
NAME		RELATION- SHIP	AGE	BIRTHPLACE	
Sarah		W	33		
Jesse		D	12		
Elija		D	10		
George		S	7		
Ella		D	5		
Arthur		S	3		
Baby		S	4		

FORM 10-636
1910 CENSUS INDEX - FAMILY

U. S. DEPARTMENT OF COMMERCE
BUREAU OF THE CENSUS

TEXAS

W 300		NAME OF INDIVIDUAL Wade Tom		E.D. 89	SHEET 86
COLOR B	AGE 22	BIRTHPLACE		VOL. 97	
COUNTY McLennan			CITY Waco		
ENUMERATED WITH Allen Allen Henry C					
RELATIONSHIP TO ABOVE					
<input type="checkbox"/> SON	<input type="checkbox"/> NEPHEW	<input type="checkbox"/> STEPSON			
<input type="checkbox"/> DAUGHTER	<input type="checkbox"/> NIECE	<input type="checkbox"/> STEPDAUGHTER			
<input type="checkbox"/> BROTHER	<input type="checkbox"/> FATHER-IN-LAW	<input checked="" type="checkbox"/> COUSIN			
<input type="checkbox"/> SISTER	<input type="checkbox"/> MOTHER-IN-LAW	<input type="checkbox"/> HIRED MAN			
<input type="checkbox"/> FATHER	<input type="checkbox"/> SON-IN-LAW	<input type="checkbox"/> ROOMER			
<input type="checkbox"/> MOTHER	<input type="checkbox"/> DAUGHTER-IN-LAW	<input type="checkbox"/> SERVANT			
<input type="checkbox"/> GRANDSON	<input type="checkbox"/> BROTHER-IN-LAW	<input type="checkbox"/> OTHER (Specify)			
<input type="checkbox"/> GRANDDAUGHTER	<input type="checkbox"/> SISTER-IN-LAW				
<input type="checkbox"/> GRANDCHILD	<input type="checkbox"/> ORPHAN				

FORM 10 637
1910 CENSUS INDEX - INDIVIDUAL

U. S. DEPARTMENT OF COMMERCE
BUREAU OF THE CENSUS

TEXAS

11-200	HEAD OF FAMILY		E.O.	SHEET
White	Jam		149	120
COLOR	AGE	BIRTHPLACE	VOL.	
W	38		124	
COUNTY	CITY			
Shelby				
OTHER MEMBERS OF FAMILY				
	NAME	RELATIONSHIP	AGE	BIRTHPLACE
	Jessie	W	27	Miss
	Winnie Lee	S	1	
	-Kate	M	72	Widow

FORM 10 636
1910 CENSUS INDEX - FAMILY

U.S. DEPARTMENT OF COMMERCE
BUREAU OF THE CENSUS

TEXAS

11300	NAME OF INDIVIDUAL Wade Tom		E.D. 12	SHEET 11
COLOR B	AGE 2	BIRTHPLACE	VOL. 6	
COUNTY Brazos		CITY		
ENUMERATED WITH Wade Alice				
RELATIONSHIP TO ABOVE				
<input type="checkbox"/> SON	<input type="checkbox"/> NEPHEW	<input type="checkbox"/> STEPSON		
<input type="checkbox"/> DAUGHTER	<input type="checkbox"/> NIECE	<input type="checkbox"/> STEPDAUGHTER		
<input type="checkbox"/> BROTHER	<input type="checkbox"/> FATHER-IN-LAW	<input type="checkbox"/> COUSIN		
<input type="checkbox"/> SISTER	<input type="checkbox"/> MOTHER-IN-LAW	<input type="checkbox"/> HIRED MAN		
<input type="checkbox"/> FATHER	<input type="checkbox"/> SON-IN-LAW	<input type="checkbox"/> ROOMER		
<input type="checkbox"/> MOTHER	<input type="checkbox"/> DAUGHTER-IN-LAW	<input type="checkbox"/> SERVANT		
<input checked="" type="checkbox"/> GRANDSON	<input type="checkbox"/> BROTHER-IN-LAW	<input type="checkbox"/> OTHER (Specify)		
<input type="checkbox"/> GRANDDAUGHTER	<input type="checkbox"/> SISTER-IN-LAW			
<input type="checkbox"/> GRANDCHILD	<input type="checkbox"/> ORPHAN			

FORM 10-637
1910 CENSUS INDEX - INDIVIDUAL

U. S. DEPARTMENT OF COMMERCE
BUREAU OF THE CENSUS

TEXAS

2302		NAME OF INDIVIDUAL W. Hitey, Tom		E.O. 42	SHEET 275
COLOR neg	AGE 14	BIRTHPLACE		VOL. 35	
COUNTY Dallas		CITY Dallas			
ENUMERATED WITH address: Anna					
RELATIONSHIP TO ABOVE					
<input type="checkbox"/> SON	<input type="checkbox"/> NEPHEW	<input type="checkbox"/> STEPSON			
<input type="checkbox"/> DAUGHTER	<input type="checkbox"/> NIECE	<input type="checkbox"/> STEPDAUGHTER			
<input type="checkbox"/> BROTHER	<input type="checkbox"/> FATHER-IN-LAW	<input type="checkbox"/> COUSIN			
<input type="checkbox"/> SISTER	<input type="checkbox"/> MOTHER-IN-LAW	<input type="checkbox"/> MARRIED MAN			
<input type="checkbox"/> FATHER	<input type="checkbox"/> SON-IN-LAW	<input checked="" type="checkbox"/> ROOMER			
<input type="checkbox"/> MOTHER	<input type="checkbox"/> DAUGHTER-IN-LAW	<input type="checkbox"/> SERVANT			
<input type="checkbox"/> GRANDSON	<input type="checkbox"/> BROTHER-IN-LAW	<input type="checkbox"/> OTHER (Specify)			
<input type="checkbox"/> GRANDDAUGHTER	<input type="checkbox"/> SISTER-IN-LAW				
<input type="checkbox"/> GRANDCHILD	<input type="checkbox"/> ORPHAN				

FORM 10-637

1970 CENSUS INDEX - INDIVIDUAL

U.S. DEPARTMENT OF COMMERCE
BUREAU OF THE CENSUS

TEXAS

10 300		HEAD OF FAMILY: <i>White Tom</i>		E.D. <i>41</i>	SHEET <i>168</i>
COLOR <i>W</i>	AGE <i>30</i>	BIRTHPLACE		VOL. <i>35</i>	
COUNTY <i>Dallas</i>			CITY <i>Dallas</i>		
OTHER MEMBERS OF FAMILY					
NAME		RELATIONSHIP	AGE	BIRTHPLACE	
<i>Belle</i>		<i>W</i>	<i>15</i>		
<i>Winnie</i>		<i>S</i>	<i>7</i>		

FORM 10 636
1910 CENSUS INDEX - FAMILY

U.S. DEPARTMENT OF COMMERCE
BUREAU OF THE CENSUS

TEXAS

W 300	HEAD OF FAMILY W. White		Tom	E.O. 62	SHEET 217
COLOR B	AGE 49	BIRTHPLACE		VOL. 78.	
COUNTY Houston			CITY Crockett		
OTHER MEMBERS OF FAMILY					
NAME		RELATION- SHIP	AGE	BIRTHPLACE	
Georgia		W	44		
George		S	18		
Kate		D	13		
Eli		D	13		
David		S	12		
Annise		D	9		
Augusta		D	7		

FORM 10-636A

1910 CENSUS INDEX - INDIVIDUAL

U.S. DEPARTMENT OF COMMERCE
BUREAU OF THE CENSUS

TEXAS

W 300	NAME OF INDIVIDUAL Wade - Tom		E. D. 62	SHEET 54
COLOR B	AGE 9	BIRTHPLACE	VOL. 78	
COUNTY Houston		CITY Crockett		
ENUMERATED WITH Logway Tom				
RELATIONSHIP TO ABOVE				
<input type="checkbox"/> SON	<input type="checkbox"/> NEPHEW	<input type="checkbox"/> STEPSON		
<input type="checkbox"/> DAUGHTER	<input type="checkbox"/> NIECE	<input type="checkbox"/> STEPDAUGHTER		
<input type="checkbox"/> BROTHER	<input type="checkbox"/> FATHER-IN-LAW	<input type="checkbox"/> COUSIN		
<input type="checkbox"/> SISTER	<input type="checkbox"/> MOTHER-IN-LAW	<input type="checkbox"/> HIRED MAN		
<input type="checkbox"/> FATHER	<input type="checkbox"/> SON-IN-LAW	<input type="checkbox"/> ROOMER		
<input type="checkbox"/> MOTHER	<input type="checkbox"/> DAUGHTER-IN-LAW	<input type="checkbox"/> SERVANT		
<input checked="" type="checkbox"/> GRANDSON	<input type="checkbox"/> BROTHER-IN-LAW	<input type="checkbox"/> OTHER (Specify)		
<input type="checkbox"/> GRANDDAUGHTER	<input type="checkbox"/> SISTER-IN-LAW			
<input type="checkbox"/> GRANDCHILD	<input type="checkbox"/> ORPHAN			

FORM 10-637
1910 CENSUS INDEX - INDIVIDUAL

U. S. DEPARTMENT OF COMMERCE
BUREAU OF THE CENSUS

TEXAS

W300		HEAD OF FAMILY					
COLOR	White	AGE	20	BIRTHPLACE		E.D.	79
COUNTY	Houston	CITY				VOL.	79
OTHER MEMBERS OF FAMILY							
NAME		RELATIONSHIP	AGE	BIRTHPLACE			
Frank		W	20	1911			
Charles		S	1				

FORM 10-636
 1910 CENSUS INDEX - FAMILY

U.S. DEPARTMENT OF COMMERCE
 BUREAU OF THE CENSUS

TEXAS

11300 -		HEAD OF FAMILY Wyatt Tom		E.O. 3	SHEET 10
COLOR B	AGE 58	BIRTHPLACE Ala		VOL. 3	
COUNTY Austin			CITY		
OTHER MEMBERS OF FAMILY					
NAME		RELATIONSHIP	AGE	BIRTHPLACE	
Caroline		W	61	Miss	
Mary		AD	16		

FORM 10-636

1910 CENSUS INDEX - FAMILY

U.S. DEPARTMENT OF COMMERCE
BUREAU OF THE CENSUS

TEXAS

7300		NAME OF INDIVIDUAL <i>Wyatt</i>		Tom		E.D.	SHEET
COLOR	B	AGE	6	BIRTHPLACE		3	11
COUNTY	Austin			CITY		VOL.	3
ENUMERATED WITH <i>Krumpton Velma</i>							
RELATIONSHIP TO ABOVE							
<input checked="" type="checkbox"/> SON	<input type="checkbox"/> NEPHEW	<input type="checkbox"/> STEPSON					
<input type="checkbox"/> DAUGHTER	<input type="checkbox"/> NIECE	<input type="checkbox"/> STEPOAUGHTER					
<input type="checkbox"/> BROTHER	<input type="checkbox"/> FATHER-IN-LAW	<input type="checkbox"/> COUSIN					
<input type="checkbox"/> SISTER	<input type="checkbox"/> MOTHER-IN-LAW	<input type="checkbox"/> HIRED MAN					
<input type="checkbox"/> FATHER	<input type="checkbox"/> SON-IN-LAW	<input type="checkbox"/> ROOMER					
<input type="checkbox"/> MOTHER	<input type="checkbox"/> DAUGHTER-IN-LAW	<input type="checkbox"/> SERVANT					
<input type="checkbox"/> GRANDSON	<input type="checkbox"/> BROTHER-IN-LAW	<input type="checkbox"/> OTHER (Specify)					
<input type="checkbox"/> GRANDDAUGHTER	<input type="checkbox"/> SISTER-IN-LAW						
<input type="checkbox"/> GRANDCHILD	<input type="checkbox"/> ORPHAN						

FORM 10-637
1910 CENSUS INDEX - INDIVIDUAL

U.S. DEPARTMENT OF COMMERCE
BUREAU OF THE CENSUS

TEXAS

W 300	HEAD OF FAMILY		E.D.	SHEET
COLOR	AGE	BIRTHPLACE	116	9
W	32		VOL.	129
COUNTY	Tarrant	CITY	Fort Worth	
OTHER MEMBERS OF FAMILY				
NAME		RELATIONSHIP	AGE	BIRTHPLACE
Christina		W	27	Norway

FORM 10 636
1910 CENSUS INDEX - FAMILY

U S. DEPARTMENT OF COMMERCE
BUREAU OF THE CENSUS

TEXAS

W300		NAME OF INDIVIDUAL Wood Tom		E.O. 8	SHEET 4
COLOR B	AGE 36	BIRTHPLACE		VOL. 26	
COUNTY Collin			CITY McKinney		
ENUMERATED WITH Breal George M					
RELATIONSHIP TO ABOVE					
<input type="checkbox"/> SON	<input type="checkbox"/> NEPHEW	<input type="checkbox"/> STEPSON			
<input type="checkbox"/> DAUGHTER	<input type="checkbox"/> NIECE	<input type="checkbox"/> STEPDAUGHTER			
<input type="checkbox"/> BROTHER	<input type="checkbox"/> FATHER-IN-LAW	<input type="checkbox"/> COUSIN			
<input type="checkbox"/> SISTER	<input type="checkbox"/> MOTHER-IN-LAW	<input type="checkbox"/> HIRED MAN			
<input type="checkbox"/> FATHER	<input type="checkbox"/> SON-IN-LAW	<input type="checkbox"/> ROOMER			
<input type="checkbox"/> MOTHER	<input type="checkbox"/> DAUGHTER-IN-LAW	<input checked="" type="checkbox"/> SERVANT			
<input type="checkbox"/> GRANDSON	<input type="checkbox"/> BROTHER-IN-LAW	<input type="checkbox"/> OTHER (Specify)			
<input type="checkbox"/> GRANDDAUGHTER	<input type="checkbox"/> SISTER-IN-LAW				
<input type="checkbox"/> GRANDCHILD	<input type="checkbox"/> ORPHAN				

FORM 10-637
1910 CENSUS INDEX - INDIVIDUAL

U. S. DEPARTMENT OF COMMERCE
BUREAU OF THE CENSUS

TEXAS

W.W. -		HEAD OF FAMILY: <i>W. W. White, John</i>		E.D. <i>78</i>	SHEET <i>363</i>
COLOR <i>B</i>	AGE <i>57</i>	BIRTHPLACE		VOL. <i>137</i>	
COUNTY <i>Travis</i>			CITY <i>Austin</i>		
OTHER MEMBERS OF FAMILY					
NAME		RELATIONSHIP	AGE	BIRTHPLACE	
<i>Ella</i>		<i>W</i>	<i>44</i>		
<i>Tommy</i>		<i>S</i>	<i>16</i>		
<i>Walt</i>		<i>S</i>	<i>15</i>		

FORM 10 636

1910 CENSUS INDEX - FAMILY

U.S. DEPARTMENT OF COMMERCE
BUREAU OF THE CENSUS

TEXAS

411 300-	HEAD OF FAMILY <i>Wood Tom</i>		E.D. 282	SHEET 69
COLOR <i>W</i>	AGE 34	BIRTHPLACE	VOL. 132	
COUNTY	Tom Green	CITY	<i>San Angelo</i>	
OTHER MEMBERS OF FAMILY				
	NAME	RELATION- SHIP	AGE	BIRTHPLACE
	<i>Mary</i>	<i>W</i>	<i>33</i>	
	<i>Agnes</i>	<i>D</i>	<i>11</i>	
	<i>May Beas</i>	<i>D</i>	<i>3</i>	

FORM 10-636

1910 CENSUS INDEX - FAMILY

U. S. DEPARTMENT OF COMMERCE
BUREAU OF THE CENSUS

TEXAS

W300	NAME OF INDIVIDUAL <i>W. Hite Tom</i>		E.D. <i>149</i>	SHEET <i>121</i>
COLOR <i>W</i>	AGE <i>12</i>	BIRTHPLACE	VOL. <i>46</i>	
COUNTY <i>Ellis</i>		CITY		
ENUMERATED WITH <i>Stewart Joseph A.</i>				
RELATIONSHIP TO ABOVE				
<input type="checkbox"/> SON	<input type="checkbox"/> NEPHEW	<input checked="" type="checkbox"/> STEPSON		
<input type="checkbox"/> DAUGHTER	<input type="checkbox"/> NIECE	<input type="checkbox"/> STEPDAUGHTER		
<input type="checkbox"/> BROTHER	<input type="checkbox"/> FATHER-IN-LAW	<input type="checkbox"/> COUSIN		
<input type="checkbox"/> SISTER	<input type="checkbox"/> MOTHER-IN-LAW	<input type="checkbox"/> HIRED MAN		
<input type="checkbox"/> FATHER	<input type="checkbox"/> SON-IN-LAW	<input type="checkbox"/> ROOMER		
<input type="checkbox"/> MOTHER	<input type="checkbox"/> DAUGHTER-IN-LAW	<input type="checkbox"/> SERVANT		
<input type="checkbox"/> GRANDSON	<input type="checkbox"/> BROTHER-IN-LAW	<input type="checkbox"/> OTHER (Specify)		
<input type="checkbox"/> GRANDDAUGHTER	<input type="checkbox"/> SISTER-IN-LAW			
<input type="checkbox"/> GRANDCHILD	<input type="checkbox"/> ORPHAN			

FORM 10-537

1910 CENSUS INDEX - INDIVIDUAL

U. S. DEPARTMENT OF COMMERCE
BUREAU OF THE CENSUS

TEXAS

60300		NAME OF INDIVIDUAL <i>White Sam</i>		E.D.	SHEET
COLOR <i>W</i>	AGE <i>33</i>	BIRTHPLACE		<i>113</i>	<i>147</i>
COUNTY	<i>Van Zandt</i>		CITY	VOL. <i>140</i>	
ENUMERATED WITH <i>Boelen S</i>					
RELATIONSHIP TO ABOVE					
<input type="checkbox"/> SON	<input type="checkbox"/> NEPHEW	<input checked="" type="checkbox"/> STEPSON			
<input type="checkbox"/> DAUGHTER	<input type="checkbox"/> NIECE	<input type="checkbox"/> STEPDAUGHTER			
<input type="checkbox"/> BROTHER	<input type="checkbox"/> FATHER-IN-LAW	<input type="checkbox"/> COUSIN			
<input type="checkbox"/> SISTER	<input type="checkbox"/> MOTHER-IN-LAW	<input type="checkbox"/> HIRED MAN			
<input type="checkbox"/> FATHER	<input type="checkbox"/> SON-IN-LAW	<input type="checkbox"/> ROOMER			
<input type="checkbox"/> MOTHER	<input type="checkbox"/> DAUGHTER-IN-LAW	<input type="checkbox"/> SERVANT			
<input type="checkbox"/> GRANDSON	<input type="checkbox"/> BROTHER-IN-LAW	OTHER (Specify):			
<input type="checkbox"/> GRANDDAUGHTER	<input type="checkbox"/> SISTER-IN-LAW	<i>S</i>			
<input type="checkbox"/> GRANDCHILD	<input type="checkbox"/> ORPHAN				

FORM BC-627 (5-5-67)
FORMERLY 1-6-57

1910 CENSUS INDEX - INDIVIDUAL

U.S. DEPARTMENT OF COMMERCE
BUREAU OF THE CENSUS

TEXAS

16 300		NAME OF INDIVIDUAL <i>W. E. ...</i>		E.O.	SHEET
COLOR <i>B</i>		AGE <i>31</i>	BIRTHPLACE	VOL.	<i>18</i>
COUNTY <i>Caldwell</i>			CITY		
ENUMERATED WITH <i>Wife</i>					
RELATIONSHIP TO ABOVE					
<input type="checkbox"/> SON	<input type="checkbox"/> NEPHEW	<input type="checkbox"/> STEPSON			
<input type="checkbox"/> DAUGHTER	<input type="checkbox"/> NIECE	<input type="checkbox"/> STEPDAUGHTER			
<input type="checkbox"/> BROTHER	<input type="checkbox"/> FATHER-IN-LAW	<input type="checkbox"/> COUSIN			
<input type="checkbox"/> SISTER	<input type="checkbox"/> MOTHER-IN-LAW	<input type="checkbox"/> HIRED MAN			
<input type="checkbox"/> FATHER	<input type="checkbox"/> SON-IN-LAW	<input type="checkbox"/> ROOMER			
<input type="checkbox"/> MOTHER	<input type="checkbox"/> DAUGHTER-IN-LAW	<input checked="" type="checkbox"/> SERVANT			
<input type="checkbox"/> GRANDSON	<input type="checkbox"/> BROTHER-IN-LAW	<input type="checkbox"/> OTHER (Specify)			
<input type="checkbox"/> GRANDDAUGHTER	<input type="checkbox"/> SISTER-IN-LAW				
<input type="checkbox"/> GRANDCHILD	<input type="checkbox"/> ORPHAN				

FORM 10-637
1910 CENSUS INDEX - INDIVIDUAL

U S DEPARTMENT OF COMMERCE
BUREAU OF THE CENSUS

TEXAS

LU 300		HEAD OF FAMILY		E.O.	SHEET
COLOR	AGE	BIRTHPLACE		VOL.	
COUNTY		MILAM		CITY	
OTHER MEMBERS OF FAMILY					
NAME		RELATIONSHIP	AGE	BIRTHPLACE	

FORM 10 636

1910 CENSUS INDEX - FAMILY

U. S. DEPARTMENT OF COMMERCE
BUREAU OF THE CENSUS

TEXAS

W300		HEAD OF FAMILY		in wife home		E.D.	SHEET
COLOR	13	AGE	65	BIRTHPLACE		111	211
COUNTY	Karnes			CITY		VOL.	52
OTHER MEMBERS OF FAMILY							
NAME		RELATIONSHIP	AGE	BIRTHPLACE			
Wife		w	11				
Child		d	7				
Child		d	3				
Child		d	11				
Child		d	7				

TEXAS

10300		HEAD OF FAMILY		White, Jenn		E.O.	SHEET
COLOR	AGE	BIRTHPLACE				22	254
W	30					VOL.	
COUNTY				CITY			
Erath				Keebler		48	
OTHER MEMBERS OF FAMILY							
NAME		RELATIONSHIP	AGE	BIRTHPLACE			
Maggie		W	28				
Ralph		S	10				
Beulah		D	7				
Gray		S	4				

FORM 10 636
1910 CENSUS INDEX - FAMILY

U.S. DEPARTMENT OF COMMERCE
BUREAU OF THE CENSUS

TEXAS

41 306	HEAD OF FAMILY		76 years		Tom		E.D.	SHEET
COLOR	AGE	BIRTHPLACE					41	54
2	68		La				VOL.	
COUNTY	Harris		CITY				69	
OTHER MEMBERS OF FAMILY								
NAME			RELATIONSHIP	AGE	BIRTHPLACE			
Jane			W	26	Ala			
Christie			W	36				
William Haggard								
S. B. D.								

FORM 10 636
1910 CENSUS INDEX - FAMILY

U.S. DEPARTMENT OF COMMERCE
BUREAU OF THE CENSUS

TEXAS

20300	HEAD OF FAMILY Wade Tom		E.D. 153	SHEET 216
COLOR B	AGE 56	BIRTHPLACE	VOL. 106	
COUNTY Montgomery		CITY		
OTHER MEMBERS OF FAMILY				
	NAME	RELATIONSHIP	AGE	BIRTHPLACE
	Willa	W	35	
	Ellen	D	12	
	William	S	10	
	Edward	S	7	
	Ethel	D	7	
	Essie	S	4	

FORM 10 636
1910 CENSUS INDEX - FAMILY

U.S. DEPARTMENT OF COMMERCE
BUREAU OF THE CENSUS

TEXAS

W300	HEAD OF FAMILY White John		E.D. 20	SHEET 10
COLOR B	AGE 28	BIRTHPLACE		VOL. 8
COUNTY		Dall	CITY Temple	
OTHER MEMBERS OF FAMILY				
NAME		RELATIONSHIP	AGE	BIRTHPLACE
- Mcinnis		W.	28	
- Massey		M.	45	
- Moore Augustus		M.	8	
Walker John		M.	11	

FORM 10 636

1910 CENSUS INDEX - FAMILY

U.S. DEPARTMENT OF COMMERCE
BUREAU OF THE CENSUS

TEXAS

W300		HEAD OF FAMILY		Wood, Tom		E: D	SHEET
COLOR	B	AGE	BIRTHPLACE			23	7
COUNTY	Bell		CITY	Temple			
OTHER MEMBERS OF FAMILY							
	NAME	RELATIONSHIP	AGE	BIRTHPLACE			
/	Lella	W	35				
/	Nickie	S-D	20				
-	Elmore	S-M-S	4				
/	Howard	S-M-S	2	1			
	Leonard	S-M-S	1				

FORM 10-636
1910 CENSUS INDEX - FAMILY

U. S. DEPARTMENT OF COMMERCE
BUREAU OF THE CENSUS

TEXAS

W300	HEAD OF FAMILY White Tall D.		E.D. 206	SHEET 92
COLOR W	AGE 22	BIRTHPLACE		VOL. 103
COUNTY Mills		CITY		
OTHER MEMBERS OF FAMILY				
NAME		RELATIONSHIP	AGE	BIRTHPLACE
Alice		W	20	
Benjamin		S	2	

FORM 10-636
1910 CENSUS INDEX - FAMILY

U. S. DEPARTMENT OF COMMERCE
BUREAU OF THE CENSUS

TEXAS

W300	HEAD OF FAMILY		White	Tal W	E.D.	SHEET
COLOR -	AGE	BIRTHPLACE			16	27
B	27				VOL.	23
COUNTY		Cherokee		CITY		
OTHER MEMBERS OF FAMILY						
NAME		RELATIONSHIP	AGE	BIRTHPLACE		
Ella		W	25			
Allie		S	7			
Bert		O	6			
Catherine		S	4			
Bertha		D	3			
Laura		D	2			
Robertson, Emma		S, L	19			

FORM 10 838A

1910 CENSUS INDEX - INDIVIDUAL

U.S. DEPARTMENT OF COMMERCE
BUREAU OF THE CENSUS

W. Scott		HEAD OF FAMILY		Wood John D		TEXAS	
COLOR	W	AGE	29	BIRTHPLACE		E.D.	SHEET
COUNTY						150	117
Victoria				CITY	Victoria City	VOL.	123
OTHER MEMBERS OF FAMILY							
NAME		RELATIONSHIP	AGE	BIRTHPLACE			
Richard H		S					
James B		S	23				
John J		S	21				
Patrick H		S	17				
Lawrence		S	16				
Ralph		S	14				
		S	11				

FORM 10 636
 1910 CENSUS INDEX - FAMILY

U.S. DEPARTMENT OF COMMERCE
 BUREAU OF THE CENSUS

TEXAS

10300		NAME OF INDIVIDUAL <i>Wheat, Jobe</i>		E.D. 82	SHEET 317
COLOR <i>B</i>	AGE 26	BIRTHPLACE		VOL. 94	
COUNTY <i>Liberty</i>			CITY		
ENUMERATED WITH <i>William Clark</i>					
RELATIONSHIP TO ABOVE					
<input type="checkbox"/> SON	<input type="checkbox"/> NEPHEW	<input type="checkbox"/> STEPSON			
<input type="checkbox"/> DAUGHTER	<input type="checkbox"/> NIECE	<input type="checkbox"/> STEPDAUGHTER			
<input type="checkbox"/> BROTHER	<input type="checkbox"/> FATHER-IN-LAW	<input type="checkbox"/> COUSIN			
<input type="checkbox"/> SISTER	<input type="checkbox"/> MOTHER-IN-LAW	<input type="checkbox"/> HIRED MAN			
<input type="checkbox"/> FATHER	<input type="checkbox"/> SON-IN-LAW	<input checked="" type="checkbox"/> ROOMER			
<input type="checkbox"/> MOTHER	<input type="checkbox"/> DAUGHTER-IN-LAW	<input type="checkbox"/> SERVANT			
<input type="checkbox"/> GRANDSON	<input type="checkbox"/> BROTHER-IN-LAW	<input type="checkbox"/> OTHER (Specify)			
<input type="checkbox"/> GRANDDAUGHTER	<input type="checkbox"/> SISTER-IN-LAW				
<input type="checkbox"/> GRANDCHILD	<input type="checkbox"/> ORPHAN				

FORM 10 637

1910 CENSUS INDEX - INDIVIDUAL

U.S. DEPARTMENT OF COMMERCE
BUREAU OF THE CENSUS

TEXAS

11300	HEAD OF FAMILY Wade Tripsett		E.D. 3	SHEET 11
COLOR B	AGE 25	BIRTHPLACE Austin	VOL. 3	
COUNTY		CITY		
OTHER MEMBERS OF FAMILY				
NAME		RELATIONSHIP	AGE	BIRTHPLACE
Elinor		W	29	
Lillian		D	7	
Mary		D	6	

FORM 16 836
1910 CENSUS INDEX - FAMILY

U. S. DEPARTMENT OF COMMERCE
BUREAU OF THE CENSUS

TEXAS

11300	HEAD OF FAMILY Geo. L. Lipp		E.O. 90-571	SHEET
COLOR W	AGE 52	BIRTHPLACE Tenn	VOL. 40	
COUNTY Denton		CITY		
OTHER MEMBERS OF FAMILY				
NAME		RELATION- SHIP	AGE	BIRTHPLACE
Jennie		W	43	
Mattie		D	19	
Laurance		S	17	
Earl		S	15	
Lee - Sarah E.		M	66	Tenn

FORM 10 636
1910 CENSUS INDEX - FAMILY

U. S. DEPARTMENT OF COMMERCE
BUREAU OF THE CENSUS

TEXAS

16300	NAME OF INDIVIDUAL Linda Lina		E.D. 56	SHEET 33
COLOR B	AGE 2	BIRTHPLACE	VOL 92	
COUNTY D	Leo	CITY		
ENUMERATED WITH Johnson, Leung				
RELATIONSHIP TO ABOVE				
<input type="checkbox"/> SON	<input type="checkbox"/> NEPHEW	<input type="checkbox"/> STEPSON		
<input type="checkbox"/> DAUGHTER	<input type="checkbox"/> NIECE	<input type="checkbox"/> STEPDAUGHTER		
<input type="checkbox"/> BROTHER	<input type="checkbox"/> FATHER-IN-LAW	<input type="checkbox"/> COUSIN		
<input type="checkbox"/> SISTER	<input type="checkbox"/> MOTHER-IN-LAW	<input type="checkbox"/> HIRED MAN		
<input type="checkbox"/> FATHER	<input type="checkbox"/> SON-IN-LAW	<input type="checkbox"/> ROOMER		
<input type="checkbox"/> MOTHER	<input type="checkbox"/> DAUGHTER-IN-LAW	<input type="checkbox"/> SERVANT		
<input type="checkbox"/> GRANDSON	<input type="checkbox"/> BROTHER-IN-LAW	<input type="checkbox"/> OTHER (Specify)		
<input checked="" type="checkbox"/> GRANDDAUGHTER	<input type="checkbox"/> SISTER-IN-LAW			
<input type="checkbox"/> GRANDCHILD	<input type="checkbox"/> ORPHAN			

FORM 10-637
1910 CENSUS INDEX - INDIVIDUAL

U S DEPARTMENT OF COMMERCE
BUREAU OF THE CENSUS

TEXAS

11 300	HEAD OF FAMILY <i>White Timothy</i>		E.D. 81	SHEET 85
COLOR <i>B</i>	AGE 45	BIRTHPLACE		VOL. 66
COUNTY Harris		CITY Houston		
OTHER MEMBERS OF FAMILY				
NAME		RELATIONSHIP	AGE	BIRTHPLACE
<i>Addie</i>		<i>w</i>	<i>42</i>	

FORM 10 636

1910 CENSUS INDEX - FAMILY

U S DEPARTMENT OF COMMERCE
BUREAU OF THE CENSUS

TEXAS

W 300	HEAD OF FAMILY Wade Turn		E.D. 97	SHEET 2
COLOR B	AGE 67	BIRTHPLACE	VOL. 109	
COUNTY Nacogdoches		CITY		
OTHER MEMBERS OF FAMILY				
	NAME	RELATIONSHIP	AGE	BIRTHPLACE
	Nancy	W	30	
	Artie	D	15	
	Carrie	D	13	
	Iva	D	8	
	Josie	D	7	
	Mamie	D	6	
	Arnold	D	4	

FORM 10-538A

1910 CENSUS INDEX - INDIVIDUAL

U. S. DEPARTMENT OF COMMERCE
BUREAU OF THE CENSUS

TEXAS

W 500		NAME OF INDIVIDUAL Wyatt Tillman		E.O. 32	SHEET 195
COLOR W	AGE 28	BIRTHPLACE		VOL. 65	
COUNTY Hardin		CITY			
ENUMERATED WITH Willford House					
RELATIONSHIP TO ABOVE					
<input type="checkbox"/> SON	<input type="checkbox"/> NEPHEW	<input type="checkbox"/> STEPSON			
<input type="checkbox"/> DAUGHTER	<input type="checkbox"/> NIECE	<input type="checkbox"/> STEPDAUGHTER			
<input type="checkbox"/> BROTHER	<input type="checkbox"/> FATHER-IN-LAW	<input type="checkbox"/> COUSIN			
<input type="checkbox"/> SISTER	<input type="checkbox"/> MOTHER-IN-LAW	<input type="checkbox"/> HIRED MAN			
<input type="checkbox"/> FATHER	<input type="checkbox"/> SON-IN-LAW	<input type="checkbox"/> ROOMER			
<input type="checkbox"/> MOTHER	<input type="checkbox"/> DAUGHTER-IN-LAW	<input type="checkbox"/> SERVANT			
<input type="checkbox"/> GRANDSON	<input type="checkbox"/> BROTHER-IN-LAW	<input checked="" type="checkbox"/> OTHER (Specify) Vis			
<input type="checkbox"/> GRANDDAUGHTER	<input type="checkbox"/> SISTER-IN-LAW				
<input type="checkbox"/> GRANDCHILD	<input type="checkbox"/> ORPHAN				

FORM 10 637
1910 CENSUS INDEX - INDIVIDUAL

U. S. DEPARTMENT OF COMMERCE
BUREAU OF THE CENSUS

Texas

W300	HEAD OF FAMILY W. Wyatt Thurston B		E.D. 245	SHEET 98
COLOR W	AGE 61	BIRTHPLACE Ky	VOL. 126	
COUNTY Sterling		CITY		

OTHER MEMBERS OF FAMILY

NAME	RELATIONSHIP	AGE	BIRTHPLACE
Sarah M	W	53	Ala
Thurston B	S	27	
John S	S	24	
Jessie M	D	20	
Duncen K	D	18	
Lula S	D	16	

FORM 10-6302

1910 CENSUS INDEX - FAMILY

U.S. DEPARTMENT OF COMMERCE
BUREAU OF THE CENSUS

no more

TEXAS

W 300	HEAD OF FAMILY		E.D.	SHEET
COLOR	W	AGE	114	210
	46	BIRTHPLACE	VOL.	110
COUNTY	Newton		CITY	
OTHER MEMBERS OF FAMILY				
NAME		RELATIONSHIP	AGE	BIRTHPLACE
Julia		W	40	Ka
Mary		D	3	
Meredy		D	4	
Alist		D	3	
Lazarus		S	1 1/2	Ka
			-	

FORM 10 636
1910 CENSUS INDEX - FAMILY

U. S. DEPARTMENT OF COMMERCE
BUREAU OF THE CENSUS

TEXAS

10300	HEAD OF FAMILY		W. H. C. Thompson		E.D.	SHEET
COLOR	AGE	BIRTHPLACE			77	591
W	38	Ill			VOL.	45
COUNTY				CITY		
	El Paso					
OTHER MEMBERS OF FAMILY						
NAME		RELATIONSHIP	AGE	BIRTHPLACE		
Mary		W	30	mo		

FORM 10 636
1910 CENSUS INDEX - FAMILY

U. S. DEPARTMENT OF COMMERCE
BUREAU OF THE CENSUS

TEXAS

W300	HEAD OF FAMILY		- Wood Thomas W		E.D.	SHEET
COLOR	AGE	BIRTHPLACE		VOL.		
W	21			39		
COUNTY	Denton			CITY		
OTHER MEMBERS OF FAMILY						
NAME		RELATIONSHIP	AGE	BIRTHPLACE		
Lenna P		W	17			

FORM 10 636

1910 CENSUS INDEX - FAMILY

U. S. DEPARTMENT OF COMMERCE
BUREAU OF THE CENSUS

TEXAS

6301		HEAD OF FAMILY		E.D.	SHEET
White		Thomas W		110	198
COLOR	AGE	BIRTHPLACE		VOL.	
W	46			140	
COUNTY			CITY		
Van Zandt					
OTHER MEMBERS OF FAMILY					
NAME		RELATIONSHIP	AGE	BIRTHPLACE	
Reed Effie		D	24		
Coleman		S	17		
Dessie		D	13		
Edna		D	10		
Myrtle		D	10		

FORM 10-636
1910 CENSUS INDEX - FAMILY

U. S. DEPARTMENT OF COMMERCE
BUREAU OF THE CENSUS

TEXAS

101300	HEAD OF FAMILY White, Thomas W		E.O. 112	SHEET 258
COLOR W	AGE 70	BIRTHPLACE	VOL. 138	
COUNTY —	Trinity		CITY	
OTHER MEMBERS OF FAMILY				
NAME		RELATIONSHIP	AGE	BIRTHPLACE
Caroline		W	49	
Minnie - 11		D	13	

FORM 10-636
1910 CENSUS INDEX - FAMILY

U.S. DEPARTMENT OF COMMERCE
BUREAU OF THE CENSUS

TEXAS

W300		HEAD OF FAMILY		E.D.	SHEET
White, Thomas W.				135	20
COLOR	AGE	BIRTHPLACE		VOL.	
W	36			47	
COUNTY	EMIS		CITY		
			Emis		
OTHER MEMBERS OF FAMILY					
NAME		RELATIONSHIP	AGE	BIRTHPLACE	
Jessie		W	32		
Addie		D	4		

FORM 10-636

1910 CENSUS INDEX - FAMILY

U. S. DEPARTMENT OF COMMERCE
BUREAU OF THE CENSUS

TEXAS

W300		HEAD OF FAMILY		Wood Thomas W		E.O.	SHEET
COLOR	W	AGE	45	BIRTHPLACE	Miss	141	297
COUNTY	Ellis			CITY		VOL.	46
OTHER MEMBERS OF FAMILY							
NAME		RELATIONSHIP	AGE	BIRTHPLACE			
Susan M		W	43	Ala			
Cleophas		S	20	Miss			
Corenna		D	18				
Cordelia		D	12				
Clennie		D	10				
Carter		S	4				

FORM 10-636

1910 CENSUS INDEX - FAMILY

U. S. DEPARTMENT OF COMMERCE
BUREAU OF THE CENSUS

TEXAS

W. 307		HEAD OF FAMILY		E.O.	SHEET
W		White, Thomas W.		34	238
COLOR	W	AGE	BIRTHPLACE	VOL.	
	W	22	W. Texas	38	
COUNTY	De Witt		CITY		
			Luna		
OTHER MEMBERS OF FAMILY					
	NAME	RELATIONSHIP	AGE	BIRTHPLACE	
	Helen W.	W	34		
	John R.	S	12		
	Mary K.	D	9		
	Walter J.	W	6		
	William B.	D	2		
	Robert W.	S	3/12		

FORM 10-636
1910 CENSUS INDEX - FAMILY

U. S. DEPARTMENT OF COMMERCE
BUREAU OF THE CENSUS

TEXAS

HEAD OF FAMILY		W. Neal Thomas W.		E.D.	SHEET
COLOR	AGE	BIRTHPLACE		208	43
	31			VOL.	113
COUNTY	Reeves			CITY	
OTHER MEMBERS OF FAMILY					
NAME		RELATIONSHIP	AGE	BIRTHPLACE	
Pena		W	37		
Winn		SD	11		
Harold		S	2		
McCanney, Rebecca		ML	75	Ga	

FORM 10 636
1910 CENSUS INDEX - FAMILY

U.S. DEPARTMENT OF COMMERCE
BUREAU OF THE CENSUS

TEXAS

W 300	HEAD OF FAMILY		White Thomas W		E.D.	SHEET
COLOR	W	AGE	BIRTHPLACE		65	66
COUNTY		33	Mo		VOL.	64
Hamilton			Hamilton			
OTHER MEMBERS OF FAMILY						
NAME		RELATIONSHIP	AGE	BIRTHPLACE		
/ Rosa		W	33	Mo		
Agnes		D	7			

FORM 10-636
1910 CENSUS INDEX - FAMILY

U.S. DEPARTMENT OF COMMERCE
BUREAU OF THE CENSUS

TEXAS

W 300	HEAD OF FAMILY		Wood Thomas W	E.D.	SHEET
COLOR	W	AGE	38	BIRTHPLACE	VOL.
COUNTY	Hunt		CITY		
Commerce					
OTHER MEMBERS OF FAMILY					
NAME		RELATIONSHIP	AGE	BIRTHPLACE	
Mary		W	38	Tenn	
Nora		d.	16		
Lillian		d.	14		
Mary Ellen H		B.S.	35		

FORM 10 636
1910 CENSUS INDEX - FAMILY -

U.S. DEPARTMENT OF COMMERCE
BUREAU OF THE CENSUS

TEXAS

W 300	HEAD OF FAMILY		White, Thomas W.		E.D.	SHEET
COLOR	u	AGE	BIRTHPLACE	Tenn	126	113
COUNTY	Hunt		CITY		VOL.	79
OTHER MEMBERS OF FAMILY						
NAME		RELATIONSHIP	AGE	BIRTHPLACE		
Maggie		W	24	Tenn		
Bertha		D	10			
Jesse		D	7			
John		S	4			
Clarence		S	$\frac{11}{12}$			

FORM 10 636
1910 CENSUS INDEX - FAMILY

U.S. DEPARTMENT OF COMMERCE
BUREAU OF THE CENSUS

TEXAS

11322		HEAD OF FAMILY		Wood Thomas V		E.D.	SHEET
COLOR	W	AGE	36	BIRTHPLACE		VOL.	140
COUNTY				CITY			
Van Zandt							
OTHER MEMBERS OF FAMILY							
NAME		RELATIONSHIP	AGE	BIRTHPLACE			
Ara		W	36				
A. J. M.							

FORM 10 636
1910 CENSUS INDEX - FAMILY

U. S. DEPARTMENT OF COMMERCE
BUREAU OF THE CENSUS

TEXAS

W300	HEAD OF FAMILY White Thomas J.		E.O. 76	INSET 70
COLOR W	AGE 36	BIRTHPLACE Unk	VOL. 90	
COUNTY Lamar,	CITY Paris			
OTHER MEMBERS OF FAMILY				
NAME	RELATIONSHIP	AGE	BIRTHPLACE	
Fannie L.	W	52	Mo.	
Fannie M.	D	25		
Bonnie Bel	D	23		
Georgia	D	21		
Bettie	D	19		
Eunice	D	16		

FORM 10 636

1910 CENSUS INDEX - FAMILY

U.S. DEPARTMENT OF COMMERCE
BUREAU OF THE CENSUS

TEXAS

W300	HEAD OF FAMILY		White	Thomas S.S.	E.D.	SHEET
COLOR	AGE	BIRTHPLACE			101	375
W	23				VOL.	59
COUNTY			Gonzales	CITY		
OTHER MEMBERS OF FAMILY						
NAME		RELATIONSHIP	AGE	BIRTHPLACE		
Myrtle		W	17			

FORM 10-636
1910 CENSUS INDEX - FAMILY

U. S. DEPARTMENT OF COMMERCE
BUREAU OF THE CENSUS

TEXAS

W 300	HEAD OF FAMILY <i>White Thomas S</i>		E.D. 99	SHEET 388
COLOR <i>W</i>	AGE 42	BIRTHPLACE <i>Mass</i>	VOL. 62	
COUNTY Grayson		CITY		

OTHER MEMBERS OF FAMILY

NAME	RELATIONSHIP	AGE	BIRTHPLACE
<i>India</i>	<i>W</i>	<i>41</i>	<i>Mass</i>
<i>Ray</i>	<i>S</i>	<i>17</i>	
<i>Etta</i>	<i>D</i>	<i>15</i>	
<i>Louise</i>	<i>D</i>	<i>10</i>	
<i>Indya</i>	<i>D</i>	<i>7</i>	
<i>John</i>	<i>S</i>	<i>5</i>	
<i>Mae</i>	<i>D</i>	<i>3</i>	

TEXAS

W 300		HEAD OF FAMILY		White, Thomas D		E.D.	SHEET
COLOR	W	AGE	25	BIRTHPLACE		94	191
COUNTY				CITY		VOL.	109
Nacogdoches							
OTHER MEMBERS OF FAMILY							
NAME		RELATIONSHIP	AGE	BIRTHPLACE			
1. Julia E		W	19				

FORM 10 636
1910 CENSUS INDEX - FAMILY

U.S. DEPARTMENT OF COMMERCE
BUREAU OF THE CENSUS

TEXAS

W300		NAME OF INDIVIDUAL Wood Thomas		E.O.	SHEET
COLOR W	AGE 76	BIRTHPLACE		37	142
COUNTY Hood		CITY		VOL. 73	
ENUMERATED WITH Wood Joel T.					
RELATIONSHIP TO ABOVE					
<input type="checkbox"/> SON	<input type="checkbox"/> NEPHEW	<input type="checkbox"/> STEPSON			
<input type="checkbox"/> DAUGHTER	<input type="checkbox"/> NIECE	<input type="checkbox"/> STEPDAUGHTER			
<input checked="" type="checkbox"/> BROTHER	<input type="checkbox"/> FATHER-IN-LAW	<input type="checkbox"/> COUSIN			
<input type="checkbox"/> SISTER	<input type="checkbox"/> MOTHER-IN-LAW	<input type="checkbox"/> HIRED MAN			
<input type="checkbox"/> FATHER	<input type="checkbox"/> SON-IN-LAW	<input type="checkbox"/> ROOMER			
<input type="checkbox"/> MOTHER	<input type="checkbox"/> DAUGHTER-IN-LAW	<input type="checkbox"/> SERVANT			
<input type="checkbox"/> GRANDSON	<input type="checkbox"/> BROTHER-IN-LAW	<input type="checkbox"/> OTHER (Specify)			
<input type="checkbox"/> GRANDDAUGHTER	<input type="checkbox"/> SISTER-IN-LAW				
<input type="checkbox"/> GRANDCHILD	<input type="checkbox"/> ORPHAN				

FORM 10-637
1910 CENSUS INDEX - INDIVIDUAL

U. S. DEPARTMENT OF COMMERCE
BUREAU OF THE CENSUS

TEXAS

10300	HEAD OF FAMILY <i>W. C. Johnson</i>		E.D. SHEET <i>58 40</i>	
COLOR	AGE <i>46</i>	BIRTHPLACE <i>Ala</i>	VOL. <i>84</i>	
COUNTY <i>Johnson</i>		CITY <i>Sumner</i>		
OTHER MEMBERS OF FAMILY				
NAME		RELATIONSHIP	AGE	BIRTHPLACE
<i>Annie</i>		<i>W</i>	<i>43</i>	<i>Ala</i>
<i>J. M.</i>		<i>S</i>	<i>16</i>	
<i>James</i>		<i>S</i>	<i>13</i>	

FORM 10 636

- 1910 CENSUS INDEX - FAMILY

U. S. DEPARTMENT OF COMMERCE
BUREAU OF THE CENSUS

TEXAS

W. 300	NAME OF INDIVIDUAL Wade Thomas R		E.D. 162	SHEET 135
COLOR W	AGE 25	BIRTHPLACE Texas	VOL. 60	
COUNTY Grayson		CITY		
ENUMERATED WITH Wade C M				
RELATIONSHIP TO ABOVE				
<input type="checkbox"/> SON	<input type="checkbox"/> NEPHEW	<input type="checkbox"/> STEPSON		
<input type="checkbox"/> DAUGHTER	<input type="checkbox"/> NIECE	<input type="checkbox"/> STEPDAUGHTER		
<input type="checkbox"/> BROTHER	<input type="checkbox"/> FATHER-IN-LAW	<input type="checkbox"/> COUSIN		
<input type="checkbox"/> SISTER	<input type="checkbox"/> MOTHER-IN-LAW	<input type="checkbox"/> HIRED MAN		
<input checked="" type="checkbox"/> FATHER	<input type="checkbox"/> SON-IN-LAW	<input type="checkbox"/> ROOMER		
<input type="checkbox"/> MOTHER	<input type="checkbox"/> DAUGHTER-IN-LAW	<input type="checkbox"/> SERVANT		
<input type="checkbox"/> GRANDSON	<input type="checkbox"/> BROTHER-IN-LAW	<input type="checkbox"/> OTHER (Specify)		
<input type="checkbox"/> GRANDDAUGHTER	<input type="checkbox"/> SISTER-IN-LAW			
<input type="checkbox"/> GRANDCHILD	<input type="checkbox"/> ORPHAN			

FORM 10-637
1910 CENSUS INDEX - INDIVIDUAL

U.S. DEPARTMENT OF COMMERCE
BUREAU OF THE CENSUS

TEXAS

W300		HEAD OF FAMILY		E.D.	SHEET
COLOR		AGE	BIRTHPLACE	138	4
COUNTY		CITY		VOL.	
Ellis				47	
OTHER MEMBERS OF FAMILY					
NAME		RELATION- SHIP	AGE	BIRTHPLACE	
Ma B.		W	33		
Wm B.		D	9		
Ruby W.		D	8		
C. J.		S	3		
Lillian H.		D	2		
Dora, Edna, L.		D	19		

FORM 10-636
1910 CENSUS INDEX - FAMILY

U.S. DEPARTMENT OF COMMERCE
BUREAU OF THE CENSUS

TEXAS

12 300		HEAD OF FAMILY		W. White, Thomas P.		E.D.	SHEET
COLOR	AGE	BIRTHPLACE		80	138		
W	31	La.		VOL.	115		
COUNTY Parker.				CITY			

OTHER MEMBERS OF FAMILY

NAME	RELATIONSHIP	AGE	BIRTHPLACE
Neta W	W	31	7
Zula Maj	D	?	
Thomas W	S	5	
Neta C	D	3	
Walter C	D	2 1/2	
Clara E	S	16	

FORM TO-636
1910 CENSUS INDEX - FAMILY

U.S. DEPARTMENT OF COMMERCE
BUREAU OF THE CENSUS

TEXAS

R' 300		HEAD OF FAMILY		Wade Thomas R.		E.D.	SHEET
COLOR	W	AGE	37	BIRTHPLACE	Miss.	266	47
COUNTY	Taylor			CITY	Albany	VOL. 133	
OTHER MEMBERS OF FAMILY							
NAME		RELATIONSHIP	AGE	BIRTHPLACE			
Amanda		W	36	Ala.			
Elsie		S	10				
Bessie		D	8				
Myrtle		D	7				
Lillian		S	5				

FORM 10-636
1910 CENSUS INDEX - FAMILY

U.S. DEPARTMENT OF COMMERCE
BUREAU OF THE CENSUS

TEXAS

11-300	HEAD OF FAMILY		<i>Edward Thomas P.</i>		E.D.	SHEET
COLOR	AGE	BIRTHPLACE			216	358
<i>W</i>	<i>35</i>				VOL.	
COUNTY	CITY					<i>116</i>
<i>San Saba</i>						
OTHER MEMBERS OF FAMILY						
NAME		RELATIONSHIP	AGE	BIRTHPLACE		
<i>Emma</i>		<i>W</i>	<i>31</i>			
<i>Anna M.</i>		<i>S</i>	<i>11</i>			
<i>John</i>		<i>W</i>	<i>8</i>			
<i>William B.</i>		<i>S</i>	<i>7</i>			
<i>Charles</i>		<i>S</i>	<i>3</i>			
<i>Marion B.</i>		<i>S</i>	<i>4/2</i>			

FORM 10 636
1910 CENSUS INDEX - FAMILY

U.S. DEPARTMENT OF COMMERCE
BUREAU OF THE CENSUS

TEXAS

10300	HEAD OF FAMILY			Wood, Thos P	E.D.	SHEET	
COLOR	W	AGE	66	BIRTHPLACE	La	115	7
COUNTY	Burnet			CITY	VOL.		19
OTHER MEMBERS OF FAMILY							
NAME		RELATIONSHIP	AGE	BIRTHPLACE			
Viola P		W	58	Ohio			
Nellie		D	24				

FORM 10-636

1910 CENSUS INDEX - FAMILY

U.S. DEPARTMENT OF COMMERCE
BUREAU OF THE CENSUS

TEXAS

20300		HEAD OF FAMILY		Wood Thomas O		E.C.	SHEET
COLOR	W	AGE	63	BIRTHPLACE	Tenn	35238	
COUNTY	Limestone			CITY		VOL	74
OTHER MEMBERS OF FAMILY							
NAME		RELATIONSHIP	AGE	BIRTHPLACE			
Martha L		W	68	Ga			

FORM 10 636
1910 CENSUS INDEX - FAMILY

U. S. DEPARTMENT OF COMMERCE
BUREAU OF THE CENSUS

TEXAS

6300	HEAD OF FAMILY		White Thomas N	E. D.	SHEET
COLOR	AGE	BIRTHPLACE		27	8
- W	24			VOL.	21
COUNTY			Childress	CITY	
				Childress	
OTHER MEMBERS OF FAMILY					
NAME		RELATIONSHIP	AGE	BIRTHPLACE	
1	Bettie	W	19		

FORM 10-636
1910 CENSUS INDEX - FAMILY

U. S. DEPARTMENT OF COMMERCE
BUREAU OF THE CENSUS

TEXAS

16300		HEAD OF FAMILY			E.D.	SHEET
W		Witt, Thomas			102	3
COLOR	AGE	BIRTHPLACE			VOL.	
	45	Tenne			17	
COUNTY				CITY		
Brown						
OTHER MEMBERS OF FAMILY						
NAME		RELATIONSHIP	AGE	BIRTHPLACE		
Witt May		D	19	Ga		
Rose		S	NR	Ala		

FORM 10-638
 1910 CENSUS INDEX - FAMILY

U.S. DEPARTMENT OF COMMERCE
 BUREAU OF THE CENSUS

TEXAS

W 300	HEAD OF FAMILY		Wood Thomas N		E.D.	SHEET
W	AGE	BIRTHPLACE	35	127		
	22	Texas			VOL.	94
COUNTY	Limestone		CITY			
OTHER MEMBERS OF FAMILY						
NAME		RELATIONSHIP	AGE	BIRTHPLACE		
Emma M		W	18			
Davis Ida M		M	56	Miss		
Mamie A.		Si	15			

TEXAS

10300		HEAD OF FAMILY		E.D.	SHEET
COLOR	AGE	BIRTHPLACE		54	18
COUNTY	27	Falls		VOL.	50
OTHER MEMBERS OF FAMILY					
NAME		RELATIONSHIP	AGE	BIRTHPLACE	
Marion J		W	33		
Sallie S.		D	11		
Trigge W		D	9		
Allie - C		D	4		

FORM 10-636
1910 CENSUS INDEX - FAMILY

U. S. DEPARTMENT OF COMMERCE
BUREAU OF THE CENSUS

TEXAS

6-300	HEAD OF FAMILY		Wood, Thomas M.	E.D.	SHEET
COLOR W	AGE 66	BIRTHPLACE Ga		25	49
COUNTY	Erath		CITY	VOL.	48
OTHER MEMBERS OF FAMILY					
NAME		RELATION- SHIP	AGE	BIRTHPLACE	
1 - Bettie E		W	54	Ga	

FORM 10 636
1910 CENSUS INDEX - FAMILY

U. S. DEPARTMENT OF COMMERCE
BUREAU OF THE CENSUS

TEXAS

1130		NAME OF INDIVIDUAL White, Thomas M.		ED. 205	SHEET 2
COLOR W	AGE 57	BIRTHPLACE Ark		VOL. 113	
COUNTY Red River			CITY Pecos		
ENUMERATED WITH Woodley, Pleasant H.					
RELATIONSHIP TO ABOVE					
<input type="checkbox"/> SON	<input type="checkbox"/> NEPHEW	<input type="checkbox"/> STEPSON			
<input type="checkbox"/> DAUGHTER	<input type="checkbox"/> NIECE	<input type="checkbox"/> STEPDAUGHTER			
<input type="checkbox"/> BROTHER	<input type="checkbox"/> FATHER-IN-LAW	<input type="checkbox"/> COUSIN			
<input type="checkbox"/> SISTER	<input type="checkbox"/> MOTHER-IN-LAW	<input type="checkbox"/> HIRED MAN			
<input type="checkbox"/> FATHER	<input type="checkbox"/> SON-IN-LAW	<input checked="" type="checkbox"/> ROOMER			
<input type="checkbox"/> MOTHER	<input type="checkbox"/> DAUGHTER-IN-LAW	<input type="checkbox"/> SERVANT			
<input type="checkbox"/> GRANDSON	<input type="checkbox"/> BROTHER-IN-LAW	<input type="checkbox"/> OTHER (Specify)			
<input type="checkbox"/> GRANDDAUGHTER	<input type="checkbox"/> SISTER-IN-LAW				
<input type="checkbox"/> GRANDCHILD	<input type="checkbox"/> ORPHAN				

FORM 10 637

1910 CENSUS INDEX - INDIVIDUAL

U. S. DEPARTMENT OF COMMERCE
BUREAU OF THE CENSUS

TEXAS

62370	HEAD OF FAMILY		White Thomas M	E.O.	SHEET
COLOR	AGE	BIRTHPLACE		167	30
W	54	Ga		VOL.	139
COUNTY	Zavala			CITY	
OTHER MEMBERS OF FAMILY					
NAME		RELATIONSHIP	AGE	BIRTHPLACE	
Annie R		W	40		
Paul		S	22		
Carl		S	17		
Clyde		S	15		
Pearl		D	11		
Thomas		S	2		
Nancy		M	77	Ga	

FORM 10 636
1910 CENSUS INDEX - FAMILY

U.S. DEPARTMENT OF COMMERCE
BUREAU OF THE CENSUS

4300		HEAD OF FAMILY		TEXAS	
COLOR	W	AGE	24	BIRTHPLACE	White Thomas M
COUNTY	DALLAS		CITY	E.D.	98
				SHEET	11
				VOL.	17
OTHER MEMBERS OF FAMILY					
NAME	RELATIONSHIP	AGE	BIRTHPLACE		
White Mary	W	27	Arks		
Ernestine	D	1			

FORM 10-636
1910 CENSUS INDEX - FAMILY

U.S. DEPARTMENT OF COMMERCE
BUREAU OF THE CENSUS

TEXAS

W300	HEAD OF FAMILY <i>White</i>		<i>Thomas Lu</i>		E.D.	SHEET
COLOR <i>W</i>	AGE <i>43</i>	BIRTHPLACE			<i>15</i>	<i>5</i>
COUNTY	<i>Bell</i>		CITY		VOL.	<i>8</i>
OTHER MEMBERS OF FAMILY						
NAME		RELATIONSHIP	AGE	BIRTHPLACE		
<i>Annie B</i>		<i>W</i>	<i>30</i>			
<i>Cora H</i>		<i>D</i>	<i>12</i>			
<i>George W</i>		<i>S</i>	<i>8</i>			
<i>Mary E</i>		<i>D</i>	<i>3</i>			
<i>et / se</i>						

FORM 10-636
1910 CENSUS INDEX - FAMILYU.S. DEPARTMENT OF COMMERCE
BUREAU OF THE CENSUS

TEXAS

CC 300 HEAD OF FAMILY U he to if home id		E.D.	SHEET
COLOR	AGE	BIRTHPLACE	VOL.
60	76	N. Car	87
COUNTY Kaufman		CITY	
OTHER MEMBERS OF FAMILY			
NAME	RELATIONSHIP	AGE	BIRTHPLACE
1 Wm. J. J.	U	63	Miss.
1 L. J.			

TEXAS

U 300		HEAD OF FAMILY		White Thomas L		E.D.	SHEET
COLOR	W	AGE	42	BIRTHPLACE		79	194
COUNTY				Smith	CITY		
VOL. 125							
OTHER MEMBERS OF FAMILY							
NAME		RELATIONSHIP	AGE	BIRTHPLACE			
Mattie M		w	27				
Liza		d	7				
Mary M		d	3				
Ellen W		s	1				

FORM 10 636
1910 CENSUS INDEX - FAMILY

U S DEPARTMENT OF COMMERCE
BUREAU OF THE CENSUS

TEXAS

10 300	HEAD OF FAMILY <i>White Thomas R.</i>		E.D. <i>115</i>	SHEET <i>116</i>
COLOR <i>W</i>	AGE <i>32</i>	BIRTHPLACE	VOL. <i>72</i>	
COUNTY <i>Haskell</i>	CITY <i>Picko</i>			
OTHER MEMBERS OF FAMILY				
NAME		RELATIONSHIP	AGE	BIRTHPLACE
<i>Ethel M.</i>		<i>W</i>	<i>29</i>	
<i>Dick</i>		<i>D</i>	<i>1</i>	

FORM 10 636
1910 CENSUS INDEX - FAMILY

U. S. DEPARTMENT OF COMMERCE
BUREAU OF THE CENSUS

TEXAS

W 300	HEAD OF FAMILY		White Thomas K.		E.D.	SHEET
COLOR	AGE	BIRTHPLACE		VOL.		
W	40	Nash		112		
COUNTY				CITY		
Oldham						
OTHER MEMBERS OF FAMILY						
NAME		RELATIONSHIP	AGE	BIRTHPLACE		
1 Smith		W	40	Norway		

FORM 10-636
1910 CENSUS INDEX - FAMILY

U.S. DEPARTMENT OF COMMERCE
BUREAU OF THE CENSUS

TEXAS

12300	HEAD OF FAMILY		Woodley, Thomas J.		E.O.	SHEET
COLOR	AGE	BIRTHPLACE		1886	6	
n	60	L. C.		VOL.	100	
COUNTY	Mason		CITY			
OTHER MEMBERS OF FAMILY						
= NAME						
		RELATIONSHIP	AGE	BIRTHPLACE		
	Mary E.	W	60			
	Patricia	D	28			
	Thomas	D	24			
	Thomas	S	21			
	Bessie	D	19			
	John	S	10			

FORM 10 636

1910 CENSUS INDEX - FAMILY

U. S. DEPARTMENT OF COMMERCE
BUREAU OF THE CENSUS

TEXAS

W300		NAME OF INDIVIDUAL <i>Frank Thomas J.</i>		E.D. 9	SHEET 9
COLOR <i>W</i>	AGE <i>40</i>	BIRTHPLACE <i>Texas</i>		VOL. <i>16</i>	
COUNTY			CITY <i>Callahan</i>	<i>David</i>	
ENUMERATED WITH <i>McFarlane, James E</i>					
RELATIONSHIP TO ABOVE					
<input type="checkbox"/> SON	<input type="checkbox"/> NEPHEW	<input type="checkbox"/> STEPSON			
<input type="checkbox"/> DAUGHTER	<input type="checkbox"/> NIECE	<input type="checkbox"/> STEPDAUGHTER			
<input type="checkbox"/> BROTHER	<input checked="" type="checkbox"/> FATHER-IN-LAW	<input type="checkbox"/> COUSIN			
<input type="checkbox"/> SISTER	<input type="checkbox"/> MOTHER-IN-LAW	<input type="checkbox"/> HIRED MAN			
<input type="checkbox"/> FATHER	<input type="checkbox"/> SON-IN-LAW	<input type="checkbox"/> ROOMER			
<input type="checkbox"/> MOTHER	<input type="checkbox"/> DAUGHTER-IN-LAW	<input type="checkbox"/> SERVANT			
<input type="checkbox"/> GRANDSON	<input type="checkbox"/> BROTHER-IN-LAW	<input type="checkbox"/> OTHER (Specify)			
<input type="checkbox"/> GRANDDAUGHTER	<input type="checkbox"/> SISTER-IN-LAW				
<input type="checkbox"/> GRANDCHILD	<input type="checkbox"/> ORPHAN				

FORM 10-637
1910 CENSUS INDEX - INDIVIDUAL

U.S. DEPARTMENT OF COMMERCE
BUREAU OF THE CENSUS

TEXAS

1686		HEAD OF FAMILY		E.O.		SHEET	
COLOR	AGE	BIRTHPLACE		120		162	
66	42	Van Zandt		VOL.		140	
COUNTY		CITY					
OTHER MEMBERS OF FAMILY							
NAME		RELATIONSHIP	AGE	BIRTHPLACE			
Mary A		w	36	Ala.			
William T		8	36				
Lynn William A		S.S	16				

FORM 10 636
1910 CENSUS INDEX - FAMILY

U.S. DEPARTMENT OF COMMERCE
BUREAU OF THE CENSUS

TEXAS

HEAD OF FAMILY <i>John W. Williams</i>		R.D.		SHEET	
COLOR <i>W</i>	AGE <i>41</i>	BIRTHPLACE		VOL. <i>199</i>	<i>957</i>
COUNTY			CITY		
OTHER MEMBERS OF FAMILY					
NAME		RELATIONSHIP	AGE	BIRTHPLACE	
<i>John W. Williams</i>		<i>H</i>	<i>36</i>	<i>W. Va.</i>	
<i>John W. Williams</i>		<i>S</i>	<i>13</i>		
<i>William</i>		<i>D</i>	<i>11</i>		
<i>William</i>		<i>S</i>	<i>7</i>		
<i>Robert C.</i>		<i>S</i>	<i>4</i>		
<i>Marion</i>		<i>S</i>	<i>2</i>		

FORM 10 636
1910 CENSUS INDEX - FAMILY

U S DEPARTMENT OF COMMERCE
BUREAU OF THE CENSUS

TEXAS

W 300	HEAD OF FAMILY		Wheat, Thomas J.		E.C.	SHEET
COLOR W	AGE 26	BIRTHPLACE			66	32
COUNTY Ellis		CITY		VOL. 32		
OTHER MEMBERS OF FAMILY						
NAME		RELATIONSHIP	AGE	BIRTHPLACE		
Luchalla		W	22	Okla		
Beulah M		D	3	Okla		
Cynthia C		D	1	↑		
James W		B	30			

FORM 10 636
1910 CENSUS-INDEX - FAMILY

U.S. DEPARTMENT OF COMMERCE
BUREAU OF THE CENSUS

TEXAS

W300	HEAD OF FAMILY		Wright Thomas J		E.O.	SHEET
COLOR	W	AGE	24	BIRTHPLACE	116	128
COUNTY	Haskell			CITY	VOL.	72
OTHER MEMBERS OF FAMILY						
NAME		RELATIONSHIP	AGE	BIRTHPLACE		
Wright		W	49			
Hosea		S	8			
Berrel J		S	10			

FORM 10-636
1910 CENSUS INDEX - FAMILY

U. S. DEPARTMENT OF COMMERCE
BUREAU OF THE CENSUS

TEXAS

10300	HEAD OF FAMILY		White, Thomas J		E.D.	SHEET
COLOR	AGE	BIRTHPLACE			50	87
W	53				VOL.	52
COUNTY		Franklin	CITY.			
OTHER MEMBERS OF FAMILY						
NAME		RELATION- SHIP	AGE	BIRTHPLACE		
Linda		W	54	W		
Thelma Arbell		Soph	12			

FORM 10-636
1910 CENSUS INDEX - FAMILY

U. S. DEPARTMENT OF COMMERCE
BUREAU OF THE CENSUS

TEXAS

W 300	NAME OF INDIVIDUAL <i>Wood Thomas J</i>		E.O. <i>62</i>	SHEET <i>141</i>
COLOR <i>W</i>	AGE <i>50</i>	BIRTHPLACE	VOL. <i>76</i>	
COUNTY <i>- Hopkins</i>		CITY		
ENUMERATED WITH <i>Wood Henry C</i>				
RELATIONSHIP TO ABOVE				
<input type="checkbox"/> SON	<input type="checkbox"/> NEPHEW	<input type="checkbox"/> STEPSON		
<input type="checkbox"/> DAUGHTER	<input type="checkbox"/> NIECE	<input type="checkbox"/> STEPDAUGHTER		
<input checked="" type="checkbox"/> BROTHER	<input type="checkbox"/> FATHER-IN-LAW	<input type="checkbox"/> COUSIN		
<input type="checkbox"/> SISTER	<input type="checkbox"/> MOTHER-IN-LAW	<input type="checkbox"/> HIRED MAN		
<input type="checkbox"/> FATHER	<input type="checkbox"/> SON-IN-LAW	<input type="checkbox"/> ROOMER		
<input type="checkbox"/> MOTHER	<input type="checkbox"/> DAUGHTER-IN-LAW	<input type="checkbox"/> SERVANT		
<input type="checkbox"/> GRANDSON	<input type="checkbox"/> BROTHER-IN-LAW	<input type="checkbox"/> OTHER (Specify)		
<input type="checkbox"/> GRANDDAUGHTER	<input type="checkbox"/> SISTER-IN-LAW			
<input type="checkbox"/> GRANDCHILD	<input type="checkbox"/> ORPHAN			

FORM 10-637
1910 CENSUS INDEX - INDIVIDUAL

U.S. DEPARTMENT OF COMMERCE
BUREAU OF THE CENSUS

TEXAS

0300	HEAD OF FAMILY W. J. Thomas		E.D. 30	SHEET 007
COLOR B	AGE 30	BIRTHPLACE		VOL. 33
COUNTY Dallas		CITY Dallas		
OTHER MEMBERS OF FAMILY				
	NAME	RELATIONSHIP	AGE	BIRTHPLACE
1	Alice W.	W.	38	

FORM 10-636
1910 CENSUS INDEX - FAMILY

U.S. DEPARTMENT OF COMMERCE
BUREAU OF THE CENSUS

TEXAS

W300		HEAD OF FAMILY		White Thomas J		E.D.	SHEET
123		3		VOL.		25	
COLOR	W	AGE	57	BIRTHPLACE			
COUNTY		Coleman		CITY	Coleman		
OTHER MEMBERS OF FAMILY							
NAME		RELATIONSHIP	AGE	BIRTHPLACE			
Mollie R.		W	53				
Lillian L.		D	25				
Alice H.		D	11				

FORM 10 636

1910 CENSUS INDEX - FAMILY

U.S. DEPARTMENT OF COMMERCE
BUREAU OF THE CENSUS

TEXAS

11300	HEAD OF FAMILY		Wood Thomas J		E.O.	SHEET
COLOR	W	AGE	35	BIRTHPLACE	Ark	VOL.
				25		
COUNTY				CITY		
				Coleman		
OTHER MEMBERS OF FAMILY						
	NAME	RELATIONSHIP	AGE	BIRTHPLACE		
/	Lula K	W	31	Ark		
	Walter	S	12	/		
-	Home	S	8	/		
--	Lola	S	7/12	Okla		

FORM 10-636
1910 CENSUS INDEX - FAMILYU. S. DEPARTMENT OF COMMERCE
BUREAU OF THE CENSUS

TEXAS

(W. 300)		HEAD OF FAMILY.		E.D.	SHEET
		W. Ed. Shannon		51	2
COLOR	AGE	BIRTHPLACE		VOL.	
W	11	T. S. J.		12	
COUNTY	Bexar		CITY	San Antonio	
OTHER MEMBERS OF FAMILY					
NAME		RELATIONSHIP	AGE	BIRTHPLACE	
Kate		W	37	Ky	
Clara		D	21	I	
Homer		S	18		
Earl		S	13		
Katie		D	11		
and		1 R			

FORM 10 636
1910 CENSUS INDEX - FAMILY

U. S. DEPARTMENT OF COMMERCE
BUREAU OF THE CENSUS

TEXAS

W 300		HEAD OF FAMILY		W. L. White - Stonewall		E.D.	SHEET
COLOR	U	AGE	BIRTHPLACE			VOL.	97
COUNTY	McLennan			CITY			Waco
OTHER MEMBERS OF FAMILY							
NAME		RELATIONSHIP	AGE	BIRTHPLACE			
L. White		U	57				

FORM 10 636
1910 CENSUS INDEX - FAMILY

U. S. DEPARTMENT OF COMMERCE
BUREAU OF THE CENSUS

TEXAS

10300	HEAD OF FAMILY <i>Frank Thomas</i>		E.D. <i>142</i>	SHEET <i>222</i>
COLOR <i>W</i>	AGE <i>56</i>	BIRTHPLACE <i>W.Va</i>	VOL. <i>36</i>	
COUNTY <i>Jones</i>	CITY <i>Hinton</i>			
OTHER MEMBERS OF FAMILY				
NAME		RELATIONSHIP	AGE	BIRTHPLACE
<i>Marjorie</i>		<i>sis</i>	<i>23</i>	<i>W.Va</i>
<i>+</i>		<i>R</i>		

FORM 10 636
1910 CENSUS INDEX - FAMILYU.S. DEPARTMENT OF COMMERCE
BUREAU OF THE CENSUS

TEXAS

W 300		NAME OF INDIVIDUAL		E.D.		SHEET	
COLOR		AGE		BIRTHPLACE		125 147	
W.		25		Ark		VOL.	
COUNTY		Hall		CITY		64	
ENUMERATED WITH							
White John L.							
RELATIONSHIP TO ABOVE							
<input type="checkbox"/> SON <input type="checkbox"/> DAUGHTER <input checked="" type="checkbox"/> BROTHER <input type="checkbox"/> SISTER <input type="checkbox"/> FATHER <input type="checkbox"/> MOTHER <input type="checkbox"/> GRANDSON <input type="checkbox"/> GRANDDAUGHTER <input type="checkbox"/> GRANDCHILD		<input type="checkbox"/> NEPHEW <input type="checkbox"/> NIECE <input type="checkbox"/> FATHER-IN-LAW <input checked="" type="checkbox"/> MOTHER-IN-LAW <input type="checkbox"/> SON-IN-LAW <input type="checkbox"/> DAUGHTER-IN-LAW <input type="checkbox"/> BROTHER-IN-LAW <input type="checkbox"/> SISTER-IN-LAW <input type="checkbox"/> ORPHAN		<input type="checkbox"/> STEPSON <input type="checkbox"/> STEPDAUGHTER <input type="checkbox"/> COUSIN <input type="checkbox"/> HIRED MAN <input type="checkbox"/> ROOMER <input type="checkbox"/> SERVANT <input type="checkbox"/> OTHER (Specify)			

FORM 10-637

1910 CENSUS INDEX - INDIVIDUAL

U. S. DEPARTMENT OF COMMERCE
BUREAU OF THE CENSUS

TEXAS

W 300	HEAD OF FAMILY		W. White, Thomas J.	E.D.	SHEET
COLOR W	AGE 50	BIRTHPLACE Miss		74	227
COUNTY	Goliad		CITY	VOL. 57	
OTHER MEMBERS OF FAMILY					
NAME		RELATIONSHIP	AGE	BIRTHPLACE	
Mattie		W	40		
Hulie		S	21		
Stuart		S	16		
White, Ethel		S	12		
Elsie		S	10		
Anie		S	7		
Gracie		S	3		

FORM 10-686A -
1910 CENSUS INDEX - INDIVIDUAL

U.S. DEPARTMENT OF COMMERCE
BUREAU OF THE CENSUS

TEXAS

W300		NAME OF INDIVIDUAL		E.O.	SHEET
White		Thomas J		296	29
COLOR	AGE	BIRTHPLACE		VOL.	
W	46	Miss		45	
COUNTY				CITY	
ENUMERATED WITH					
Sunt Virginia					
RELATIONSHIP TO ABOVE					
<input type="checkbox"/> SON	<input type="checkbox"/> NEPHEW	<input type="checkbox"/> STEPSON			
<input type="checkbox"/> DAUGHTER	<input type="checkbox"/> NIECE	<input type="checkbox"/> STEPDAUGHTER			
<input type="checkbox"/> BROTHER	<input type="checkbox"/> FATHER-IN-LAW	<input type="checkbox"/> COUSIN			
<input type="checkbox"/> SISTER	<input type="checkbox"/> MOTHER-IN-LAW	<input type="checkbox"/> HIRED MAN			
<input type="checkbox"/> FATHER	<input type="checkbox"/> SON-IN-LAW	<input checked="" type="checkbox"/> ROOMER			
<input type="checkbox"/> MOTHER	<input type="checkbox"/> DAUGHTER-IN-LAW	<input type="checkbox"/> SERVANT			
<input type="checkbox"/> GRANDSON	<input type="checkbox"/> BROTHER-IN-LAW	<input type="checkbox"/> OTHER (Specify)			
<input type="checkbox"/> GRANDDAUGHTER	<input type="checkbox"/> SISTER-IN-LAW				
<input type="checkbox"/> GRANDCHILD	<input type="checkbox"/> ORPHAN				

FORM 10 637

1910 CENSUS INDEX - INDIVIDUAL

U.S. DEPARTMENT OF COMMERCE
BUREAU OF THE CENSUS

TEXAS

HEAD OF FAMILY		E.D.		SET	
Titus		134		80	
COLOR	AGE	BIRTHPLACE		VOL.	
W	35	Tx		134	
COUNTY	Titus			CITY	
OTHER MEMBERS OF FAMILY					
NAME		RELATIONSHIP	AGE	BIRTHPLACE	
Wanda E		W	25		
Nancy J		D	2		
Jeffrey E		D	4/12		

FORM 10 636
1910 CENSUS INDEX - FAMILY

U. S. DEPARTMENT OF COMMERCE
BUREAU OF THE CENSUS

TEXAS

U 300	HEAD OF FAMILY Walt, Thos. J.		E.O. 43	SHEET 21
COLOR W	AGE 42	BIRTHPLACE	VOL. 121	
COUNTY Rusk		CITY		
OTHER MEMBERS OF FAMILY				
NAME		RELATIONSHIP	AGE	BIRTHPLACE
/ Rosia		W	37	
/ Welch		S	11	
/ Thomas J.		S	2	

FORM 10 636
1910 CENSUS INDEX - FAMILY

U. S. DEPARTMENT OF COMMERCE
BUREAU OF THE CENSUS

TEXAS

V. 300		HEAD OF FAMILY		E.D.		SHEET	
W		White, Thomas J.		131		187	
AGE		BIRTHPLACE		VOL.			
37				119			
COUNTY				CITY			
Sabine							
OTHER MEMBERS OF FAMILY							
NAME		RELATIONSHIP		AGE		BIRTHPLACE	
Mattie H		W		39		A. Ia.	
Francis U		D		6			
George F		S		2			

FORM 10-636
1910 CENSUS INDEX - FAMILY

U.S. DEPARTMENT OF COMMERCE
BUREAU OF THE CENSUS

TEXAS

W300	HEAD OF FAMILY White Thomas J		E.D. 33	SHEET 6
COLOR W	AGE 48	BIRTHPLACE Miss	VOL. 28	
COUNTY	Colorado		CITY	
OTHER MEMBERS OF FAMILY				
NAME	RELATIONSHIP	AGE	BIRTHPLACE	
Laura	W	47	Miss	
Walter	S	18		
Charlie	S	16		
Harvey	S	10		
Myrtle	D	7		
1 HM				

FORM 10-636

1910 CENSUS INDEX - FAMILY

U.S. DEPARTMENT OF COMMERCE
BUREAU OF THE CENSUS

TEXAS

W 307	HEAD OF FAMILY Wood Thomas H.		E.D. 62	SHEET 196
COLOR W	AGE 34	BIRTHPLACE Ark.	VOL. 81	
COUNTY Jasper		CITY		
OTHER MEMBERS OF FAMILY				
NAME	RELATIONSHIP	AGE	BIRTHPLACE	
Minnie	W	32	Tenn.	
Brown	H	14	Ark.	
Wiley	S	5	I	
Bertie	S	3	Okla.	
William	S	9/2		

FORM 10 636
1910-CENSUS INDEX - FAMILY

U S DEPARTMENT OF COMMERCE
BUREAU OF THE CENSUS

TEXAS

10506		HEAD OF FAMILY White Thomas H		E.O. 73	SHEET 182
COLOR W	AGE 51	BIRTHPLACE		VOL. 67	
COUNTY Harris			CITY Houston		
OTHER MEMBERS OF FAMILY					
NAME		RELATIONSHIP	AGE	BIRTHPLACE	
Elizabeth		W	29		
Carrie		D	4		
Georgia		D	1/2		

FORM 10,636
1910 CENSUS INDEX - FAMILY

U S. DEPARTMENT OF COMMERCE
BUREAU OF THE CENSUS

TEXAS

16300	HEAD OF FAMILY		White Thomas H.	E.D.	SHEET
COLOR	AGE	BIRTHPLACE		VOL.	
-	50	Tenn		69	156
COUNTY			CITY		
Harris			Houston Heights		
OTHER MEMBERS OF FAMILY					
NAME		RELATIONSHIP	AGE	BIRTHPLACE	
/ Helen		w	50		
/ Elton		D	17	Ark	

FORM 10 636
1910 CENSUS INDEX - FAMILY

U.S. DEPARTMENT OF COMMERCE
BUREAU OF THE CENSUS

TEXAS

W300	NAME OF INDIVIDUAL White, Thomas H.		E.D. 29	SHEET 617
COLOR W	AGE 44	BIRTHPLACE Mass	VOL. 65	
COUNTY Hardin		CITY		
ENUMERATED WITH Helms, Mrs. W.				
RELATIONSHIP TO ABOVE				
<input type="checkbox"/> SON	<input type="checkbox"/> NEPHEW	<input type="checkbox"/> STEPSON		
<input type="checkbox"/> DAUGHTER	<input type="checkbox"/> NIECE	<input type="checkbox"/> STEPDAUGHTER		
<input type="checkbox"/> BROTHER	<input type="checkbox"/> FATHER-IN-LAW	<input type="checkbox"/> COUSIN		
<input type="checkbox"/> SISTER	<input type="checkbox"/> MOTHER-IN-LAW	<input type="checkbox"/> HIRED MAN		
<input type="checkbox"/> FATHER	<input type="checkbox"/> SON-IN-LAW	<input checked="" type="checkbox"/> ROOMER		
<input type="checkbox"/> MOTHER	<input type="checkbox"/> DAUGHTER-IN-LAW	<input type="checkbox"/> SERVANT		
<input type="checkbox"/> GRANDSON	<input type="checkbox"/> BROTHER-IN-LAW	<input type="checkbox"/> OTHER (Specify)		
<input type="checkbox"/> GRANDDAUGHTER	<input type="checkbox"/> SISTER-IN-LAW			
<input type="checkbox"/> GRANDCHILD	<input type="checkbox"/> ORPHAN			

FORM 10 637
- 1910 CENSUS INDEX - INDIVIDUAL

U. S. DEPARTMENT OF COMMERCE
BUREAU OF THE CENSUS

TEXAS

10300		NAME OF INDIVIDUAL		E.D.	SHEET
White, Thomas H.				29	440
COLOR	AGE	BIRTHPLACE	VOL.		
W	44	Fla	65		
COUNTY	Hardin		CITY		
ENUMERATED WITH					
Rhodes, Ella					
RELATIONSHIP TO ABOVE					
<input type="checkbox"/> SON	<input type="checkbox"/> NEPHEW	<input type="checkbox"/> STEPSON			
<input type="checkbox"/> DAUGHTER	<input type="checkbox"/> NIECE	<input type="checkbox"/> STEPDAUGHTER			
<input type="checkbox"/> BROTHER	<input type="checkbox"/> FATHER-IN-LAW	<input type="checkbox"/> COUSIN			
<input type="checkbox"/> SISTER	<input type="checkbox"/> MOTHER-IN-LAW	<input type="checkbox"/> HIRED MAN			
<input type="checkbox"/> FATHER	<input type="checkbox"/> SON-IN-LAW	<input checked="" type="checkbox"/> ROOMER			
<input type="checkbox"/> MOTHER	<input type="checkbox"/> DAUGHTER-IN-LAW	<input type="checkbox"/> SERVANT			
<input type="checkbox"/> GRANDSON	<input type="checkbox"/> BROTHER-IN-LAW	<input type="checkbox"/> OTHER (Specify)			
<input type="checkbox"/> GRANDDAUGHTER	<input type="checkbox"/> SISTER-IN-LAW				
<input type="checkbox"/> GRANDCHILD	<input type="checkbox"/> ORPHAN				

FORM 10 637

1910 CENSUS INDEX - INDIVIDUAL

U. S. DEPARTMENT OF COMMERCE
BUREAU OF THE CENSUS

TEXAS

10300		NAME OF INDIVIDUAL		E.D.	SHEET
White Thomas H. Jr.				104	328
COLOR	AGE	BIRTHPLACE	VOL.		
W	23		140		
COUNTY	-		CITY		
		Van Zandt			
ENUMERATED WITH					
White William J.					
RELATIONSHIP TO ABOVE					
<input type="checkbox"/> SON	<input type="checkbox"/> NEPHEW	<input type="checkbox"/> STEPSON			
<input type="checkbox"/> DAUGHTER	<input type="checkbox"/> NIECE	<input type="checkbox"/> STEPDAUGHTER			
<input type="checkbox"/> BROTHER	<input type="checkbox"/> FATHER-IN-LAW	<input type="checkbox"/> COUSIN			
<input type="checkbox"/> SISTER	<input type="checkbox"/> MOTHER-IN-LAW	<input type="checkbox"/> HIRED MAN			
<input type="checkbox"/> FATHER	<input type="checkbox"/> SON-IN-LAW	<input type="checkbox"/> ROOMER			
<input type="checkbox"/> MOTHER	<input type="checkbox"/> DAUGHTER-IN-LAW	<input type="checkbox"/> SERVANT			
<input type="checkbox"/> GRANDSON	<input type="checkbox"/> BROTHER-IN-LAW	<input type="checkbox"/> OTHER (Specify)			
<input type="checkbox"/> GRANDDAUGHTER	<input type="checkbox"/> SISTER-IN-LAW	<input type="checkbox"/>			
<input type="checkbox"/> GRANDCHILD	<input type="checkbox"/> ORPHAN				

FORM 8C-527 (9-9-67)
FORMERLY 10-527

U.S. DEPARTMENT OF COMMERCE
BUREAU OF THE CENSUS

1910 CENSUS INDEX - INDIVIDUAL

TEXAS

1030		HEAD OF FAMILY -		E.D.	SHEET
1030		Walter Thomas H. Dix		104	329
COLOR	AGE	BIRTHPLACE		VOL.	
W.	36	Missouri		140	
COUNTY	Van Zandt			CITY	
OTHER MEMBERS OF FAMILY					
NAME		RELATIONSHIP	AGE	BIRTHPLACE	
Walter H.		H	40	Missouri	
Dorothy H.		D	15	-	
George W.		S	7	-	
Mabel H.		S	13	Missouri	
Dorothy		S	11	-	
William H.		S	2	Missouri	
Walter Thomas H.		Self	36	Missouri	

FORM 10-636
1910 CENSUS INDEX - FAMILY

U. S. DEPARTMENT OF COMMERCE
BUREAU OF THE CENSUS

TEXAS

TEXAS

W3	HEAD OF FAMILY		E.D.	SHEET
COLOR	AGE	BIRTHPLACE	VOL.	
COUNTY	Travis		CITY Austin	
OTHER MEMBERS OF FAMILY				
	NAME	RELATIONSHIP	AGE	BIRTHPLACE

FORM 10 638
1910 CENSUS INDEX - FAMILY

U. S. DEPARTMENT OF COMMERCE
BUREAU OF THE CENSUS

TEXAS

10300	HEAD OF FAMILY Wood Thomas H.		E.D. 188	SHEET 261
COLOR W	AGE 30	BIRTHPLACE		VOL. 96
COUNTY McCulloch	CITY Brady			
OTHER MEMBERS OF FAMILY				
	NAME	RELATIONSHIP	AGE	BIRTHPLACE
	Carrie	W	28	
	Andrie	D	8	
	Malcolm	S	6	
Cobb	Joe	Bd	26	

FORM 10-636

1910 CENSUS INDEX - FAMILY

U S DEPARTMENT OF COMMERCE
BUREAU OF THE CENSUS

TEXAS

W 500		NAME OF INDIVIDUAL <i>White Thomas H</i>		E.D. 61	SHEET 229
COLOR W	AGE 44	BIRTHPLACE		VOL. 76	
COUNTY Hopkins			CITY		
ENUMERATED WITH <i>White John R</i>					
RELATIONSHIP TO ABOVE					
<input type="checkbox"/> SON	<input type="checkbox"/> NEPHEW	<input type="checkbox"/> STEPSON			
<input type="checkbox"/> DAUGHTER	<input type="checkbox"/> NIECE	<input type="checkbox"/> STEPDAUGHTER			
<input checked="" type="checkbox"/> BROTHER	<input type="checkbox"/> FATHER-IN-LAW	<input type="checkbox"/> COUSIN			
<input type="checkbox"/> SISTER	<input type="checkbox"/> MOTHER-IN-LAW	<input type="checkbox"/> HIRED MAN			
<input type="checkbox"/> FATHER	<input type="checkbox"/> SON-IN-LAW	<input type="checkbox"/> ROOMER			
<input type="checkbox"/> MOTHER	<input type="checkbox"/> DAUGHTER-IN-LAW	<input type="checkbox"/> SERVANT			
<input type="checkbox"/> GRANDSON	<input type="checkbox"/> BROTHER-IN-LAW	<input type="checkbox"/> OTHER (Specify)			
<input type="checkbox"/> GRANDDAUGHTER	<input type="checkbox"/> SISTER-IN-LAW				
<input type="checkbox"/> GRANDCHILD-	<input type="checkbox"/> ORPHAN				

FORM 10-637
1910 CENSUS INDEX - INDIVIDUAL

U. S. DEPARTMENT OF COMMERCE
BUREAU OF THE CENSUS

TEXAS

20500	HEAD OF FAMILY		Wood, Thos. H.	E.D.	SHEET
COLOR	AGE	BIRTHPLACE		50	246
W	63	Key		VOL.	34
COUNTY	Dallas		CITY	Dallas	
OTHER MEMBERS OF FAMILY					
NAME		RELATIONSHIP	AGE	BIRTHPLACE	
Margaret A.		W	55	Mo.	
Ella		D	33		
Charles H.		S	18		

FORM 10 636
1910 CENSUS INDEX - FAMILY

U. S. DEPARTMENT OF COMMERCE
BUREAU OF THE CENSUS

TEXAS

W 300		NAME OF INDIVIDUAL <i>White Thomas H</i>		E.D. 41	SHEET 350
COLOR	W	AGE 73	BIRTHPLACE <i>Tenn</i>	VOL. 9	
COUNTY	Bexar		CITY	San Antonio	
ENUMERATED WITH <i>Fisher, Ernest S.</i>					
RELATIONSHIP TO ABOVE					
<input type="checkbox"/> SON	<input type="checkbox"/> NEPHEW	<input type="checkbox"/> STEPSON			
<input type="checkbox"/> DAUGHTER	<input type="checkbox"/> NIECE	<input type="checkbox"/> STEPDAUGHTER			
<input type="checkbox"/> BROTHER	<input type="checkbox"/> FATHER-IN-LAW	<input type="checkbox"/> COUSIN			
<input type="checkbox"/> SISTER	<input type="checkbox"/> MOTHER-IN-LAW	<input type="checkbox"/> HIRED MAN			
<input type="checkbox"/> FATHER	<input type="checkbox"/> SON-IN-LAW	<input checked="" type="checkbox"/> ROOMER			
<input type="checkbox"/> MOTHER	<input type="checkbox"/> DAUGHTER-IN-LAW	<input type="checkbox"/> SERVANT			
<input type="checkbox"/> GRANDSON	<input type="checkbox"/> BROTHER-IN-LAW	<input type="checkbox"/> OTHER (Specify)			
<input type="checkbox"/> GRANDDAUGHTER	<input type="checkbox"/> SISTER-IN-LAW				
<input type="checkbox"/> GRANDCHILD	<input type="checkbox"/> ORPHAN				

FORM 10-637
1910 CENSUS INDEX - INDIVIDUAL

U.S. DEPARTMENT OF COMMERCE
BUREAU OF THE CENSUS

TEXAS

HEAD OF FAMILY		E.D.		SHEET	
White Thomas G.		131		353	
COLOR	AGE	BIRTHPLACE		VOL.	
W	32	Mo		65	
COUNTY		CITY			
Hardeman					
OTHER MEMBERS OF FAMILY					
NAME		RELATIONSHIP	AGE	BIRTHPLACE	
Hollie		W	25		
Joe E.		S	7		
Millie G.		S	5		

FORM 10 636
1910 CENSUS INDEX - FAMILY

U. S. DEPARTMENT OF COMMERCE
BUREAU OF THE CENSUS

TEXAS

10300	HEAD OF FAMILY		E.D.	SHEET
COLOR	AGE	BIRTHPLACE	36	154
6	49	Missouri	VOL.	73
COUNTY		CITY		
Hood				
OTHER MEMBERS OF FAMILY				
NAME		RELATIONSHIP	AGE	BIRTHPLACE
Richard		H	42	
Herman		S	16	
Bessie		D	17	
Richard		D	4	
Jennett		S	3 1/2	

FORM 10 636
1910 CENSUS INDEX - FAMILY

U S DEPARTMENT OF COMMERCE
BUREAU OF THE CENSUS

TEXAS

W300	HEAD OF FAMILY Whitney James F		E.O. 116	SHEET 5
COLOR W	AGE 25	BIRTHPLACE	VOL. 18	
COUNTY Burnet		CITY		
OTHER MEMBERS OF FAMILY				
NAME		RELATIONSHIP	AGE	BIRTHPLACE
Lena		W	32	
William		S	3	
Robert		D	2	
Ray		"	1/2	
L 1 M				

FORM 10 636
1910 CENSUS INDEX - FAMILY

U. S. DEPARTMENT OF COMMERCE
BUREAU OF THE CENSUS

TEXAS

17-27		HEAD OF FAMILY		E.D.	SHEET
COLOR		AGE	BIRTHPLACE	100	311
2		48	La	VOL.	
COUNTY			CITY	139	
Upshie					
OTHER MEMBERS OF FAMILY					
NAME		RELATIONSHIP	AGE	BIRTHPLACE	
Thomas		W	38	Ala	
Floyd		S	12	La	
Hoyt		S	70	I	

FORM 10-636
1910 CENSUS INDEX - FAMILY

U.S. DEPARTMENT OF COMMERCE
BUREAU OF THE CENSUS

TEXAS

W 300	HEAD OF FAMILY		Hood - Thomas F	E.D.	SHEET
COLOR	AGE	BIRTHPLACE		38	228
W	36	Ala		VOL.	41
COUNTY			Eastland	CITY	
OTHER MEMBERS OF FAMILY					
NAME		RELATIONSHIP	AGE	BIRTHPLACE	
1 Monnie		W	36	Ala	

FORM 10-636
1910 CENSUS INDEX - FAMILY

U.S. DEPARTMENT OF COMMERCE
BUREAU OF THE CENSUS

TEXAS

11 +	HEAD OF FAMILY		White Thomas F.		E.D.	SHEET
COLOR	AGE	BIRTHPLACE		140	92	
W	34	Miss		VOL.	135	
COUNTY	Titus			CITY		
OTHER MEMBERS OF FAMILY —						
NAME		RELATION- SHIP	AGE	BIRTHPLACE		
Miss [unclear]		W	33			
James		D	8			
Helen E.		D	6			
William E.		D	3			
Joseph [unclear]		S	1			

FORM 10 636
1910 CENSUS INDEX - FAMILY

U. S. DEPARTMENT OF COMMERCE
BUREAU OF THE CENSUS

TEXAS

WOOD		HEAD OF FAMILY		Wood Thomas F.		E.D.	SHEET
COLOR	W	AGE	31	BIRTHPLACE		VOL.	27
COUNTY			Collingsworth	CITY			
OTHER MEMBERS OF FAMILY							
NAME		RELATIONSHIP	AGE	BIRTHPLACE			
Bulah F		W	29				
June		D	8				
Charles H		S	6				
Richard		D	5				
Kamille		S	4/12				
Susan M		M	74	Mo			

FORM 10 836
1910 CENSUS INDEX - FAMILY

U.S. DEPARTMENT OF COMMERCE
BUREAU OF THE CENSUS

TEXAS

W-300	HEAD OF FAMILY White Thomas E		E.O. 12	SHEET 6
COLOR W	AGE 57	BIRTHPLACE Tenn	VOL. 14	
COUNTY	Bosque		CITY	
OTHER MEMBERS OF FAMILY				
NAME		RELATIONSHIP	AGE	BIRTHPLACE
Mary L		w	52	Switz.
Jessie M		S	21	
Murtice		D	18	
Thomas E		S	11	
Charice A		S	7	

FORM 10-636

1910 CENSUS INDEX - FAMILY

U.S. DEPARTMENT OF COMMERCE
BUREAU OF THE CENSUS

TEXAS

W.300		NAME OF INDIVIDUAL <i>Wood Thomas E</i>		E.D. <i>72</i>	SHEET <i>4</i>
COLOR <i>W</i>	AGE <i>13</i>	BIRTHPLACE		VOL. <i>14</i>	
COUNTY <i>Bosque</i>		CITY			
ENUMERATED WITH <i>Wood John B</i>					
RELATIONSHIP TO ABOVE					
<input type="checkbox"/> SON	<input checked="" type="checkbox"/> NEPHEW	<input type="checkbox"/> STEPSON			
<input type="checkbox"/> DAUGHTER	<input type="checkbox"/> NIECE	<input type="checkbox"/> STEPDAUGHTER			
<input type="checkbox"/> BROTHER	<input type="checkbox"/> FATHER-IN-LAW	<input type="checkbox"/> COUSIN			
<input type="checkbox"/> SISTER	<input type="checkbox"/> MOTHER-IN-LAW	<input type="checkbox"/> HIRED MAN			
<input type="checkbox"/> FATHER	<input type="checkbox"/> SON-IN-LAW	<input type="checkbox"/> ROOMER			
<input type="checkbox"/> MOTHER	<input type="checkbox"/> DAUGHTER-IN-LAW	<input type="checkbox"/> SERVANT			
<input type="checkbox"/> GRANDSON	<input type="checkbox"/> BROTHER-IN-LAW	<input type="checkbox"/> OTHER (Specify)			
<input type="checkbox"/> GRANDDAUGHTER	<input type="checkbox"/> SISTER-IN-LAW				
<input type="checkbox"/> GRANDCHILD	<input type="checkbox"/> ORPHAN				

FORM 10 637
1910 CENSUS INDEX - INDIVIDUAL

U. S. DEPARTMENT OF COMMERCE
BUREAU OF THE CENSUS

TEXAS

W. 300	HEAD OF FAMILY W. 300 <i>W. 300</i> <i>Thomas E</i>		E.D. 31	SHEET 109
COLOR W	AGE 28	BIRTHPLACE	VOL. 65	
COUNTY Hardin	CITY			
OTHER MEMBERS OF FAMILY				
NAME		RELATIONSHIP	AGE	BIRTHPLACE
<i>Willa W</i>		<i>W</i>	<i>24</i>	<i>Ill.</i>
<i>Austin W</i>		<i>S</i>	<i>3</i>	
<i>Thomas B</i>		<i>S</i>	<i>1</i>	

FORM 10 636
1910 CENSUS INDEX - FAMILY

U. S. DEPARTMENT OF COMMERCE
BUREAU OF THE CENSUS

TEXAS

10300		HEAD OF FAMILY		Wyeth, Thomas E		E.D.	SHEET
COLOR	W	AGE	47	BIRTHPLACE	Spain	134	53
COUNTY	Duvalde			CITY	Subiaco		
OTHER MEMBERS OF FAMILY							
NAME		RELATIONSHIP	AGE	BIRTHPLACE			
Mary		W	27				
Sarah		D	6				

FORM 10-636
 1910 CENSUS INDEX - FAMILY

U.S. DEPARTMENT OF COMMERCE
 BUREAU OF THE CENSUS

TEXAS

Wise		HEAD OF FAMILY		Wise Thomas E.		E.O.	SHEET
COLOR	W	AGE	60	BIRTHPLACE	Ala	14	18
COUNTY	BRAZOS			CITY		VOL.	6
OTHER MEMBERS OF FAMILY							
NAME		RELATIONSHIP	AGE	BIRTHPLACE			
Cora		W	59	Ala			
James W		S	31				
Percy E.		S	27				
Jessie H		S	23				

FORM 10-638
1910 CENSUS INDEX - FAMILY

U.S. DEPARTMENT OF COMMERCE
BUREAU OF THE CENSUS

TEXAS

W300		HEAD OF FAMILY		White Thomas E		E.D.		SHEET	
COLOR		AGE		BIRTHPLACE		141		78	
W		42		Ark		VOL.		86	
COUNTY				CITY					
Jones									
OTHER MEMBERS OF FAMILY									
NAME			RELATIONSHIP		AGE		BIRTHPLACE		
Kitty			W		32		Tenn		
Mary			D		15		Ark		
Everett			S		7		Ark		

FORM 10-636
1910 CENSUS INDEX - FAMILY

U.S. DEPARTMENT OF COMMERCE
BUREAU OF THE CENSUS

TEXAS

W 300		HEAD OF FAMILY		E.D.		SHEET	
COLOR	W	AGE	46	BIRTHPLACE	Missouri	42	23
COUNTY				CITY		VOL.	
Harrison				Marshall		91	
OTHER MEMBERS OF FAMILY							
NAME		RELATIONSHIP	AGE	BIRTHPLACE			
Theresa W.		W	39				
Marion E.		S	18				
- Emma S.		N	17				
- Emma W.		D	13				

FORM 10.636
1910 CENSUS INDEX - FAMILY

U. S. DEPARTMENT OF COMMERCE
BUREAU OF THE CENSUS

TEXAS

U 300	HEAD OF FAMILY		E.D.		SHEET
COLOR	AGE	BIRTHPLACE	VOL.		
W	50		140		108
COUNTY	San Augustine		CITY		119
OTHER MEMBERS OF FAMILY					
	NAME	RELATIONSHIP	AGE	BIRTHPLACE	
	Abley	W	41		
	William M	S	20		
	Ernest H	S	14		
	Louisa B	S	11		
	Enloe M	S	9		
	Lera A	D	5		
	Thomas M	S	1 1/2		

FORM 10 636
1910 CENSUS INDEX - FAMILY

U. S. DEPARTMENT OF COMMERCE
BUREAU OF THE CENSUS

W300		NAME OF INDIVIDUAL		TEXAS	
COLOR	AGE	BIRTHPLACE	E.C.	SHEET	
W	77	Thomas C.	61	82	
COUNTY			VOL.		
Inaper			81		
CITY					
ENUMERATED WITH					
Stone			Edmond J.		
RELATIONSHIP TO ABOVE					
<input type="checkbox"/> SON	<input type="checkbox"/> NEPHEW	<input type="checkbox"/> STEPSON			
<input type="checkbox"/> DAUGHTER	<input type="checkbox"/> NIECE	<input type="checkbox"/> STEPDAUGHTER			
<input type="checkbox"/> BROTHER	<input type="checkbox"/> FATHER-IN-LAW	<input type="checkbox"/> COUSIN			
<input type="checkbox"/> SISTER	<input type="checkbox"/> MOTHER-IN-LAW	<input type="checkbox"/> HIRED MAN			
<input type="checkbox"/> FATHER	<input type="checkbox"/> SON-IN-LAW	<input checked="" type="checkbox"/> ROOMER			
<input type="checkbox"/> MOTHER	<input type="checkbox"/> DAUGHTER-IN-LAW	<input type="checkbox"/> SERVANT			
<input type="checkbox"/> GRANDSON	<input type="checkbox"/> BROTHER-IN-LAW	<input type="checkbox"/> OTHER (Specify)			
<input type="checkbox"/> GRANDDAUGHTER	<input type="checkbox"/> SISTER-IN-LAW				
<input type="checkbox"/> GRANDCHILD	<input type="checkbox"/> ORPHAN				

FORM 10-637

1910 CENSUS INDEX - INDIVIDUAL

U. S. DEPARTMENT OF COMMERCE
BUREAU OF THE CENSUS

TEXAS

W 300		HEAD OF FAMILY		White Thomas D		E.D.	SHEET
COLOR	W	AGE	52	BIRTHPLACE		109	507
COUNTY	Foard			CITY		VOL.	50
OTHER MEMBERS OF FAMILY							
NAME		RELATIONSHIP	AGE	BIRTHPLACE			
Bertha M		W	26	Ark			
Thomas H		S	11				
Cecil H		D	10				
Wm L		S	8				
Johnny B		D	3				

FORM 10-636
1910 CENSUS INDEX - FAMILY

U.S. DEPARTMENT OF COMMERCE
BUREAU OF THE CENSUS

10300		NAME OF INDIVIDUAL <i>White Thomas C</i>		TEXAS	
COLOR <i>W</i>	AGE <i>47</i>	BIRTHPLACE <i>Ill</i>	E.D. <i>86</i>	SHEET <i>122</i>	
COUNTY <i>Harris</i>		CITY <i>Houston</i>		VOL. <i>68</i>	
ENUMERATED WITH <i>Head of House</i>					
RELATIONSHIP TO ABOVE					
<input type="checkbox"/> SON	<input type="checkbox"/> NEPHEW	<input type="checkbox"/> STEPSON			
<input type="checkbox"/> DAUGHTER	<input type="checkbox"/> NIECE	<input type="checkbox"/> STEPDAUGHTER			
<input type="checkbox"/> BROTHER	<input type="checkbox"/> FATHER-IN-LAW	<input type="checkbox"/> COUSIN			
<input type="checkbox"/> SISTER	<input type="checkbox"/> MOTHER-IN-LAW	<input type="checkbox"/> HIRES'MAN			
<input type="checkbox"/> FATHER	<input type="checkbox"/> SON-IN-LAW	<input checked="" type="checkbox"/> ROOMER			
<input type="checkbox"/> MOTHER	<input type="checkbox"/> DAUGHTER-IN-LAW	<input type="checkbox"/> SERVANT			
<input type="checkbox"/> GRANDSON	<input type="checkbox"/> BROTHER-IN-LAW	<input type="checkbox"/> OTHER (Specify)			
<input type="checkbox"/> GRANDDAUGHTER	<input type="checkbox"/> SISTER-IN-LAW				
<input type="checkbox"/> GRANDCHILD	<input type="checkbox"/> ORPHAN				

FORM 10 637
1910 CENSUS INDEX - INDIVIDUAL

U.S. DEPARTMENT OF COMMERCE
BUREAU OF THE CENSUS

TEXAS

W 300	HEAD OF FAMILY		White, Thomas C.	E.D.	SHEET
COLOR W	AGE 44	BIRTHPLACE Tenn.		160	239
COUNTY Jefferson	CITY			VOL. 131	
OTHER MEMBERS OF FAMILY					
NAME		RELATIONSHIP	AGE	BIRTHPLACE	
Dora J.		W	32		
Thomas H.		S	16		
James H.		S	14		
Millie		S	10		
Claude C.		S	7		
Herbert		S	4		
Viola		D	3		

FORM 10 636

1910 CENSUS INDEX - FAMILY

U. S. DEPARTMENT OF COMMERCE
BUREAU OF THE CENSUS

10300		NAME OF INDIVIDUAL		TEXAS	
Wood		Thoma C		E.D.	SHEET
COLOR	AGE	BIRTHPLACE		217	90
W	25			VOL.	132
COUNTY			CITY.		
Throckmorton					
ENUMERATED WITH					
Callahan, Bruce O.					
RELATIONSHIP TO ABOVE					
<input type="checkbox"/> SON	<input type="checkbox"/> NEPHEW	<input type="checkbox"/> STEPSON			
<input type="checkbox"/> DAUGHTER	<input type="checkbox"/> NIECE	<input type="checkbox"/> STEPDAUGHTER			
<input type="checkbox"/> BROTHER	<input type="checkbox"/> FATHER-IN-LAW	<input type="checkbox"/> COUSIN			
<input type="checkbox"/> SISTER	<input type="checkbox"/> MOTHER-IN-LAW	<input type="checkbox"/> HIRED MAN			
<input type="checkbox"/> FATHER	<input type="checkbox"/> SON-IN-LAW	<input type="checkbox"/> ROOMER			
<input type="checkbox"/> MOTHER	<input type="checkbox"/> DAUGHTER-IN-LAW	<input type="checkbox"/> SERVANT			
<input type="checkbox"/> GRANDSON	<input checked="" type="checkbox"/> BROTHER-IN-LAW	<input type="checkbox"/> OTHER (Specify)			
<input type="checkbox"/> GRANDDAUGHTER	<input type="checkbox"/> SISTER-IN-LAW				
<input type="checkbox"/> GRANDCHILD	<input type="checkbox"/> ORPHAN				

FORM BC-627 (8-9-67)
FORMERLY 10-657

1910 CENSUS INDEX - INDIVIDUAL

U.S. DEPARTMENT OF COMMERCE
BUREAU OF THE CENSUS

TEXAS

W. 300	HEAD OF FAMILY Wade, Thomas C, Jr		E.D. 140	SHEET 119
COLOR W	AGE 29	BIRTHPLACE		VOL. 119
COUNTY San Augustine		CITY		
OTHER MEMBERS OF FAMILY				
NAME		RELATIONSHIP	AGE	BIRTHPLACE
/ Effie		W	35	
/ Curtis		B	19	

FORM 10 636
1910 CENSUS INDEX - FAMILY

U. S. DEPARTMENT OF COMMERCE
BUREAU OF THE CENSUS

TEXAS

6,300	HEAD OF FAMILY White Thomas B.		E.D. 11	SHEET 13
COLOR W	AGE 42	BIRTHPLACE Kerr	VOL. 16	
COUNTY Callahan		CITY		
OTHER MEMBERS OF FAMILY				
NAME		RELATIONSHIP	AGE	BIRTHPLACE
Mary J.		W	71	Kerr
Jennie		D	32	1

FORM 10-636
1910 CENSUS INDEX - FAMILY

U.S. DEPARTMENT OF COMMERCE
BUREAU OF THE CENSUS

TEXAS

10300		HEAD OF FAMILY White Thomas B		E.D.	SHEET
COLOR W	AGE 38	BIRTHPLACE		110	311
COUNTY		CITY		VOL.	140
Van Zanitt					
OTHER MEMBERS OF FAMILY					
NAME	RELATIONSHIP	AGE	BIRTHPLACE		
Maud J.	W	26			
Vendue	D	17			
Huntera	D	11			
Bytle	S	4			
Raymond	S	2			

FORM 10 636
1910 CENSUS INDEX - FAMILY

U. S. DEPARTMENT OF COMMERCE
BUREAU OF THE CENSUS

TEXAS

W 300		NAME OF INDIVIDUAL <i>White Thomas B</i>		E.D. 199	SHEET 210
COLOR <i>W</i>	AGE <i>29</i>	BIRTHPLACE <i>1</i>		VOL. <i>H 2</i>	
COUNTY <i>Potter</i>			CITY <i>Amarillo</i>		
ENUMERATED WITH <i>Green, Samuel M.</i>					
RELATIONSHIP TO ABOVE					
<input type="checkbox"/> SON	<input type="checkbox"/> NEPHEW	<input type="checkbox"/> STEPSON			
<input type="checkbox"/> DAUGHTER	<input type="checkbox"/> NIECE	<input type="checkbox"/> STEPDAUGHTER			
<input type="checkbox"/> BROTHER	<input type="checkbox"/> FATHER-IN-LAW	<input type="checkbox"/> COUSIN			
<input type="checkbox"/> SISTER	<input type="checkbox"/> MOTHER-IN-LAW	<input type="checkbox"/> HIRED MAN			
<input type="checkbox"/> FATHER	<input type="checkbox"/> SON-IN-LAW	<input checked="" type="checkbox"/> ROOMER			
<input type="checkbox"/> MOTHER	<input type="checkbox"/> DAUGHTER-IN-LAW	<input type="checkbox"/> SERVANT			
<input type="checkbox"/> GRANDSON	<input type="checkbox"/> BROTHER-IN-LAW	<input type="checkbox"/> OTHER (Specify)			
<input type="checkbox"/> GRANDDAUGHTER	<input type="checkbox"/> SISTER-IN-LAW				
<input type="checkbox"/> GRANDCHILD	<input type="checkbox"/> ORPHAN				

FORM 10 637
1910 CENSUS INDEX - INDIVIDUAL

U.S. DEPARTMENT OF COMMERCE
BUREAU OF THE CENSUS

TEXAS

10300		HEAD OF FAMILY		E.D.	SHEET
W.		AGE	BIRTHPLACE	24	334
COUNTY		CITY		VOL.	
Dallas		Dallas		32	
OTHER MEMBERS OF FAMILY					
NAME		RELATIONSHIP	AGE	BIRTHPLACE	
W. a. c.		W.	38	Pa	
Virginia		S	14		
Claude		S	12		
W. a. c.		S	12		
F. R.					

FORM 10 636
1910 CENSUS INDEX - FAMILY

U. S. DEPARTMENT OF COMMERCE
BUREAU OF THE CENSUS

TEXAS

10950	HEAD OF FAMILY		White Thomas B	E.O.	SHEET
COLOR	AGE	BIRTHPLACE		123	6
W	26			VOL.	25
COUNTY	Coleman		CITY	Coleman	
OTHER MEMBERS OF FAMILY					
	NAME	RELATIONSHIP	AGE	BIRTHPLACE	
	Sister	U	22		
	M. T.	S	3		
	Younger	S	1 1/2		

FORM 10-636
1910 CENSUS INDEX - FAMILY

U.S. DEPARTMENT OF COMMERCE
BUREAU OF THE CENSUS

TEXAS

W 300	HEAD OF FAMILY Wheat Thomas B		E.D. 41	SHEET 16
COLOR W	AGE 33	BIRTHPLACE Kans	VOL. 55	
COUNTY		CITY		
OTHER MEMBERS OF FAMILY				
NAME		RELATIONSHIP	AGE	BIRTHPLACE
Anna M W		W	25	

FORM 10 636
1910 CENSUS INDEX - FAMILY

U. S. DEPARTMENT OF COMMERCE
BUREAU OF THE CENSUS

TEXAS

W 300	NAME OF INDIVIDUAL <i>White, Thomas B</i>		E.O. 90	SHEET 309
COLOR W	AGE 23	BIRTHPLACE	VOL 84	
COUNTY <i>Jefferson</i>		CITY		
ENUMERATED WITH <i>White, Hubbard</i>				
RELATIONSHIP TO ABOVE				
<input type="checkbox"/> SON	<input type="checkbox"/> NEPHEW	<input type="checkbox"/> STEPSON		
<input type="checkbox"/> DAUGHTER	<input type="checkbox"/> NIECE	<input type="checkbox"/> STEPDAUGHTER		
<input checked="" type="checkbox"/> BROTHER	<input type="checkbox"/> FATHER-IN-LAW	<input type="checkbox"/> COUSIN		
<input type="checkbox"/> SISTER	<input type="checkbox"/> MOTHER-IN-LAW	<input type="checkbox"/> HIRED MAN		
<input type="checkbox"/> FATHER	<input type="checkbox"/> SON-IN-LAW	<input type="checkbox"/> ROOMER		
<input type="checkbox"/> MOTHER	<input type="checkbox"/> DAUGHTER-IN-LAW	<input type="checkbox"/> SERVANT		
<input type="checkbox"/> GRANDSON	<input type="checkbox"/> BROTHER-IN-LAW	<input type="checkbox"/> OTHER (Specify)		
<input type="checkbox"/> GRANDDAUGHTER	<input type="checkbox"/> SISTER-IN-LAW			
<input type="checkbox"/> GRANDCHILD	<input type="checkbox"/> ORPHAN			

FORM 10-637
1910 CENSUS INDEX - INDIVIDUAL

U. S. DEPARTMENT OF COMMERCE
BUREAU OF THE CENSUS

TEXAS

W300	HEAD OF FAMILY Myatt, Thomas B.		E.D. 90	SHEET 380
COLOR W	AGE 27	BIRTHPLACE -	VOL. 84	
COUNTY Jefferson		CITY		
OTHER MEMBERS OF FAMILY				
	NAME	RELATION- SHIP	AGE	BIRTHPLACE
	Rosa L.	W	24	
	Tulon B.	S	6	
	Thomas L.	S	3	

FORM 10 636
1910 CENSUS INDEX - FAMILY.

U.S. DEPARTMENT OF COMMERCE
BUREAU OF THE CENSUS

TEXAS

W. B. ...		HEAD OF FAMILY		W. White T. Nov. 13.		E.D.	SHEET
COLOR	W	AGE	68	BIRTHPLACE	Calif.	768	17
COUNTY	Montague			CITY	-	VOL.	105
OTHER MEMBERS OF FAMILY							
NAME		RELATIONSHIP	AGE	BIRTHPLACE			
L. ...		W	67	NC			
H.	17				
F.	17				
M.	15				

FORM 10 636

1910 CENSUS INDEX - FAMILY

U S DEPARTMENT OF COMMERCE
BUREAU OF THE CENSUS

TEXAS

1030	HEAD OF FAMILY <i>Woods, Thomas B</i>		E.D. <i>211</i>	SHEET <i>138</i>
COLOR <i>W</i>	AGE <i>47</i>	BIRTHPLACE <i>W</i>	VOL. <i>120</i>	
COUNTY <i>W</i>	CITY <i>Runnels</i>			
OTHER MEMBERS OF FAMILY				
NAME		RELATIONSHIP	AGE	BIRTHPLACE
<i>Bettie</i>		<i>W</i>	<i>46</i>	
<i>Bess</i>		<i>S</i>	<i>21</i>	
<i>Eva</i>		<i>D</i>	<i>15</i>	
<i>Lizzie</i>		<i>D</i>	<i>13</i>	
<i>Floyd</i>		<i>S</i>	<i>8</i>	
<i>71</i>				

FORM 10 638
1910 CENSUS INDEX - FAMILY

U S. DEPARTMENT OF COMMERCE
BUREAU OF THE CENSUS

TEXAS

W 300	HEAD OF FAMILY		White Thomas A.		E.D.	SHEET
COLOR W	AGE 70	BIRTHPLACE Miss		VOL. 48		
COUNTY Erath			CITY			
OTHER MEMBERS OF FAMILY						
NAME		RELATIONSHIP	AGE	BIRTHPLACE		
1 Mort A		W	67	Ala		
Moore Sallie P		C	53	Ala		

FORM 10 636
1910 CENSUS INDEX - FAMILY

U.S. DEPARTMENT OF COMMERCE
BUREAU OF THE CENSUS

TEXAS

W 300	HEAD OF FAMILY White, Thomas A		E.D. 57	SHEET 373
COLOR W	AGE 29	BIRTHPLACE -	VOL. 102	
COUNTY Milam		CITY		
OTHER MEMBERS OF FAMILY				
	NAME	RELATIONSHIP	AGE	BIRTHPLACE
	Lola	W	23	
	Louise	D	4	
	Florence	D	2	
	Gertrude	D	9/12	

FORM 10 836
1910 CENSUS INDEX - FAMILY

U.S. DEPARTMENT OF COMMERCE
BUREAU OF THE CENSUS

TEXAS

W 300		HEAD OF FAMILY White Mrs A		E.D. 282	SHEET 174
COLOR W	AGE 42	BIRTHPLACE		VOL. 132	
COUNTY -			CITY Tom Green	San Angelo	
- OTHER MEMBERS OF FAMILY					
NAME		RELATIONSHIP	AGE	BIRTHPLACE	
John E		W	34	Ark	
Clara		D	11		

FORM 10-636
1910 CENSUS INDEX - FAMILY

U. S. DEPARTMENT OF COMMERCE
BUREAU OF THE CENSUS

TEXAS

10300		HEAD OF FAMILY		Grade Thomas A		E.D.	SHEET
COLOR	W	AGE	27	BIRTHPLACE		118	56
COUNTY				Hale	CITY		VOL. 54
OTHER MEMBERS OF FAMILY							
NAME		RELATIONSHIP	AGE	BIRTHPLACE			
Lizzie I		W	33	Tenn			
Joseph E		S	16				
James I		S	15				

TEXAS

4300		HEAD OF FAMILY		Wood Thomas A		E.O.	SHEET
COLOR	W	AGE	60	BIRTHPLACE	Tex	81	53
COUNTY	Smith			CITY		VOL.	126
OTHER MEMBERS OF FAMILY							
	NAME	RELATIONSHIP	AGE	BIRTHPLACE			
1	Elsie A.	W	50	Ga.			
	Ara B.	D	12				
	Crack - William A.	F L	77	ala			
	Rebecca A.	M L	77	Ga.			

FORM 10-636
1910 CENSUS INDEX - FAMILY

U.S. DEPARTMENT OF COMMERCE
BUREAU OF THE CENSUS

TEXAS

11300		HEAD OF FAMILY		E.O.		SHEET	
COLOR	W	AGE	38	L. C. Williams		776	432
COUNTY	Williamson		CITY		VOL. 142		
OTHER MEMBERS OF FAMILY							
NAME		RELATIONSHIP	AGE	BIRTHPLACE			
Lillian S		W	31				
Howard C		S	10				
Annie E		S	9				
Clarence X		S	7				
Myrtle M		D	4				
May C		P	17/12				

FORM 10 636

1910 CENSUS INDEX - FAMILY

U S DEPARTMENT OF COMMERCE
BUREAU OF THE CENSUS

TEXAS

W 300	HEAD OF FAMILY		<i>White, Thomas A</i>		E.D.	SHEET
COLOR	AGE	BIRTHPLACE		143	112	
W	60			VOL.	119	
COUNTY	San Augustine		CITY		<i>Miss</i>	
OTHER MEMBERS OF FAMILY						
NAME	RELATIONSHIP	AGE	BIRTHPLACE			
<i>Mrs. Louisa H</i>	<i>W</i>	<i>50</i>	<i>Miss</i>			
<i>Ada</i>	<i>D</i>	<i>31</i>				
<i>Lillie</i>	<i>D</i>	<i>27</i>				
<i>Mathie</i>	<i>D</i>	<i>25</i>				
<i>Mary</i>	<i>D</i>	<i>20</i>				
<i>Herring</i>	<i>S</i>	<i>18</i>				
<i>Sonney</i>	<i>S</i>	<i>15</i>				

FORM 10-636A
1910 CENSUS INDEX - INDIVIDUAL

U.S. DEPARTMENT OF COMMERCE
BUREAU OF THE CENSUS

TEXAS

W 300	HEAD OF FAMILY <i>White, Thomas A</i>		E.D. <i>8</i>	SHEET <i>3</i>
COLOR <i>W</i>	AGE <i>33</i>	BIRTHPLACE		VOL. <i>2</i>
COUNTY	Angelina		CITY	
OTHER MEMBERS OF FAMILY				
	NAME	RELATIONSHIP	AGE	BIRTHPLACE
-	<i>Lellie H</i>	<i>W</i>	<i>30</i>	
	<i>Wesley Mae</i>	<i>D</i>	<i>6</i>	

FORM 10 636

1910 CENSUS INDEX - FAMILY

U. S. DEPARTMENT OF COMMERCE
BUREAU OF THE CENSUS

TEXAS

W300		NAME OF INDIVIDUAL White Thomas		E.D. 2	SHEET 11
COLOR B	AGE 29	BIRTHPLACE		VOL. 5	
COUNTY Bastrop			CITY		
ENUMERATED WITH White Philip					
RELATIONSHIP TO ABOVE					
<input type="checkbox"/> SON	<input type="checkbox"/> NEPHEW	<input type="checkbox"/> STEPSON			
<input type="checkbox"/> DAUGHTER	<input type="checkbox"/> NIECE	<input type="checkbox"/> STEPDAUGHTER			
<input checked="" type="checkbox"/> BROTHER	<input type="checkbox"/> FATHER-IN-LAW	<input type="checkbox"/> COUSIN			
<input type="checkbox"/> SISTER	<input type="checkbox"/> MOTHER-IN-LAW	<input type="checkbox"/> HIRED MAN			
<input type="checkbox"/> FATHER	<input type="checkbox"/> SON-IN-LAW	<input type="checkbox"/> ROOMER			
<input type="checkbox"/> MOTHER	<input type="checkbox"/> DAUGHTER-IN-LAW	<input type="checkbox"/> SERVANT			
<input type="checkbox"/> GRANDSON	<input type="checkbox"/> BROTHER-IN-LAW	<input type="checkbox"/> OTHER (Specify)			
<input type="checkbox"/> GRANDDAUGHTER	<input type="checkbox"/> SISTER-IN-LAW				
<input type="checkbox"/> GRANDCHILD	<input type="checkbox"/> ORPHAN				

FORM 10-637

1910 CENSUS INDEX - INDIVIDUAL

U S DEPARTMENT OF COMMERCE
BUREAU OF THE CENSUS

TEXAS

100		HEAD OF FAMILY White Thomas		E.D. 19	SHEET 14
COLOR W	AGE 66	BIRTHPLACE Ky.		VOL. 33	
COUNTY -		Dallas		CITY	
OTHER MEMBERS OF FAMILY					
NAME		RELATIONSHIP	AGE	BIRTHPLACE	
1 Mary		W	77	Ga.	
Humphrey Roland		B L.	65	Ga.	

FORM 10-636

1910 CENSUS INDEX - FAMILY

U.S. DEPARTMENT OF COMMERCE
BUREAU OF THE CENSUS

TEXAS

W300		NAME OF INDIVIDUAL <i>White Thomas</i>		E.D. 16	SHEET 3
COLOR W-	AGE 20	BIRTHPLACE		VOL. 29	
COUNTY <i>Comanche</i>			CITY		
ENUMERATED WITH <i>White O.A.</i>					
RELATIONSHIP TO ABOVE					
<input type="checkbox"/> SON	<input type="checkbox"/> NEPHEW	<input type="checkbox"/> STEPSON			
<input type="checkbox"/> DAUGHTER	<input type="checkbox"/> NIECE	<input checked="" type="checkbox"/> STEPDAUGHTER			
<input checked="" type="checkbox"/> BROTHER	<input type="checkbox"/> FATHER-IN-LAW	<input type="checkbox"/> COUSIN			
<input type="checkbox"/> SISTER	<input type="checkbox"/> MOTHER-IN-LAW	<input type="checkbox"/> HIRED MAN			
<input type="checkbox"/> FATHER	<input type="checkbox"/> SON-IN-LAW	<input type="checkbox"/> ROOMER			
<input type="checkbox"/> MOTHER	<input type="checkbox"/> DAUGHTER-IN-LAW	<input type="checkbox"/> SERVANT			
<input type="checkbox"/> GRANDSON	<input type="checkbox"/> BROTHER-IN-LAW	<input type="checkbox"/> OTHER (Specify)			
<input type="checkbox"/> GRANDDAUGHTER	<input type="checkbox"/> SISTER-IN-LAW				
<input type="checkbox"/> GRANDCHILD	<input type="checkbox"/> ORPHAN				

FORM 10-637
1910 CENSUS INDEX - INDIVIDUAL

U S DEPARTMENT OF COMMERCE
BUREAU OF THE CENSUS

TEXAS

W380		HEAD OF FAMILY <i>Steed Thomas</i>		E.D. 34	SHEET 19
COLOR W	AGE 54	BIRTHPLACE		VOL. 22	
COUNTY Cass			CITY Queen		
OTHER MEMBERS OF FAMILY					
NAME		RELATIONSHIP	AGE	BIRTHPLACE	
<i>Amazonia</i>		<i>W</i>	<i>48</i>	<i>Ark</i>	
<i>Manton</i>		<i>S</i>	<i>19</i>		
<i>James T.</i>		<i>S</i>	<i>17</i>		
<i>Morris</i>		<i>S</i>	<i>14</i>		
<i>Starling T.</i>		<i>S</i>	<i>8</i>		

FORM 10-636
1910 CENSUS INDEX - FAMILY

U.S. DEPARTMENT OF COMMERCE
BUREAU OF THE CENSUS

TEXAS

W 300	HEAD OF FAMILY White Thomas		E.D. 11	SHEET 17
COLOR W	AGE 6	BIRTHPLACE		VOL. 14
COUNTY Bowie		CITY		
OTHER MEMBERS OF FAMILY				
NAME		RELATIONSHIP	AGE	BIRTHPLACE
Marthy O		W	58	Va.
Leo		S	20	
Rex		S	20	
Newt		S	15	

FORM 10-636
1910 CENSUS INDEX - FAMILY

U.S. DEPARTMENT OF COMMERCE
BUREAU OF THE CENSUS

TEXAS

10300			HEAD OF FAMILY		E.D.	SHEET
			W. Ketter Thomas		24	2
COLOR	AGE	BIRTHPLACE		VOL.		
W	26	La		21		
COUNTY			CITY			
Camp						
OTHER MEMBERS OF FAMILY						
NAME		RELATIONSHIP	AGE	BIRTHPLACE		
Paul		W	25			
Mollie Mary		D	1 1/2			

FORM 10 636

1910 CENSUS INDEX - FAMILY

U.S. DEPARTMENT OF COMMERCE
BUREAU OF THE CENSUS

6300		HEAD OF FAMILY		TEXAS	
COLOR	AGE	BIRTHPLACE	E.D.	SHEET	
	41	Woodburns	58	26	
COUNTY	Falls		CITY	VOL.	50
OTHER MEMBERS OF FAMILY					
NAME		RELATIONSHIP	AGE	BIRTHPLACE	
1. ...			37		

FORM 10-636
 1910 CENSUS INDEX - FAMILY

U.S. DEPARTMENT OF COMMERCE
 BUREAU OF THE CENSUS

TEXAS

TU 300		HEAD OF FAMILY <i>White Thomas</i>		E.D. <i>260</i>	SHEET <i>201</i>
COLOR <i>W</i>	AGE <i>55</i>	BIRTHPLACE		VOL. <i>127</i>	
COUNTY <i>Sutton</i>			CITY		
OTHER MEMBERS OF FAMILY					
NAME		RELATIONSHIP	AGE	BIRTHPLACE	
<i>Lucas Stone</i>					

FORM 10-636

1910 CENSUS INDEX - FAMILY

U. S. DEPARTMENT OF COMMERCE
BUREAU OF THE CENSUS

W 300		NAME OF INDIVIDUAL		TEXAS	
COLOR	W	AGE	22	BIRTHPLACE	Miss
E.D.			SHEET		
266			1		
COUNTY				VOL.	
Taylor				133	
CITY				Abilene	
ENUMERATED WITH					
- Harmon Frank E.					
RELATIONSHIP TO ABOVE					
<input type="checkbox"/> SON	<input type="checkbox"/> NEPHEW	<input type="checkbox"/> STEPSON			
<input type="checkbox"/> DAUGHTER	<input type="checkbox"/> NIECE	<input type="checkbox"/> STEPDAUGHTER			
<input type="checkbox"/> BROTHER	<input type="checkbox"/> FATHER-IN-LAW	<input type="checkbox"/> COUSIN			
<input type="checkbox"/> SISTER	<input type="checkbox"/> MOTHER-IN-LAW	<input type="checkbox"/> HIRED MAN			
<input type="checkbox"/> FATHER	<input type="checkbox"/> SON-IN-LAW	<input checked="" type="checkbox"/> DOMER			
<input type="checkbox"/> MOTHER	<input type="checkbox"/> DAUGHTER-IN-LAW	<input type="checkbox"/> SERVANT			
<input type="checkbox"/> GRANDSON	<input type="checkbox"/> BROTHER-IN-LAW	<input type="checkbox"/> OTHER (Specify)			
<input type="checkbox"/> GRANDDAUGHTER	<input type="checkbox"/> SISTER-IN-LAW	<input type="checkbox"/>			
<input type="checkbox"/> GRANDCHILD	<input type="checkbox"/> ORPHAN	<input type="checkbox"/>			

FORM BC-627 (5-5-67)
FORMERLY 10-637

1910 CENSUS INDEX - INDIVIDUAL

U.S. DEPARTMENT OF COMMERCE
BUREAU OF THE CENSUS

TEXAS

61370	HEAD OF FAMILY <i>White Thomas</i>		E.D. <i>126</i>	SHEET <i>236</i>
COLOR <i>B</i>	AGE <i>34</i>	BIRTHPLACE	VOL. <i>149</i>	
COUNTY <i>Wood</i>	CITY			
OTHER MEMBERS OF FAMILY				
NAME		RELATIONSHIP	AGE	BIRTHPLACE
<i>Elicia</i>		<i>w</i>	<i>28</i>	
<i>Jesse</i>		<i>s</i>	<i>11</i>	
<i>Jesse</i>		<i>s</i>	<i>5</i>	
<i>Mable</i>		<i>s</i>	<i>4</i>	

FORM 10 636
1910 CENSUS INDEX - FAMILY

U.S. DEPARTMENT OF COMMERCE
BUREAU OF THE CENSUS

TEXAS

W-300	HEAD OF FAMILY		E.D.	SHEET
	W. Math. Inman		103	280
COLOR	AGE	BIRTHPLACE	VOL.	
B	30		118	
COUNTY		CITY		
Robertson				
OTHER MEMBERS OF FAMILY				
NAME		RELATIONSHIP	AGE	BIRTHPLACE
Living Alone				

FORM 10-636
1910 CENSUS INDEX - FAMILY

U. S. DEPARTMENT OF COMMERCE
BUREAU OF THE CENSUS

TEXAS

24 300		NAME OF INDIVIDUAL		TEXAS	
COLOR	AGE	BIRTHPLACE	ED	SHEET	
B	4	Waller	176	127	
COUNTY	CITY		VOL	134	
ENUMERATED WITH					
Wyatt G. W.					
RELATIONSHIP TO ABOVE					
<input type="checkbox"/> SON	<input type="checkbox"/> NEPHEW	<input type="checkbox"/> STEPSON			
<input type="checkbox"/> DAUGHTER	<input type="checkbox"/> NIECE	<input type="checkbox"/> STEPDAUGHTER			
<input type="checkbox"/> BROTHER	<input type="checkbox"/> FATHER-IN-LAW	<input type="checkbox"/> COUSIN			
<input type="checkbox"/> SISTER	<input type="checkbox"/> MOTHER-IN-LAW	<input type="checkbox"/> HIRED MAN			
<input type="checkbox"/> FATHER	<input type="checkbox"/> SON-IN-LAW	<input type="checkbox"/> ROOMER			
<input type="checkbox"/> MOTHER	<input type="checkbox"/> DAUGHTER-IN-LAW	<input type="checkbox"/> SERVANT			
<input checked="" type="checkbox"/> GRANDSON	<input type="checkbox"/> BROTHER-IN-LAW	<input type="checkbox"/> OTHER (Specify)			
<input type="checkbox"/> GRANDDAUGHTER	<input type="checkbox"/> SISTER-IN-LAW				
<input type="checkbox"/> GRANDCHILD	<input type="checkbox"/> ORPHAN				

FORM BC-627 (5-6-67)
FORMERLY 10-837

1910 CENSUS INDEX - INDIVIDUAL

U. S. DEPARTMENT OF COMMERCE
BUREAU OF THE CENSUS

TEXAS

<i>W 300</i>	NAME OF INDIVIDUAL <i>Wood Thomas</i>		E.D. <i>124</i>	SHEET <i>270</i>
COLOR <i>W</i>	AGE <i>19</i>	BIRTHPLACE	VOL. <i>114</i>	
COUNTY <i>Panola</i>		CITY		
ENUMERATED WITH <i>Waldrop Joseph E</i>				
RELATIONSHIP TO ABOVE				
<input type="checkbox"/> SON	<input type="checkbox"/> NEPHEW	<input type="checkbox"/> STEPSON		
<input type="checkbox"/> DAUGHTER	<input type="checkbox"/> NIECE	<input type="checkbox"/> STEPDAUGHTER		
<input type="checkbox"/> BROTHER	<input type="checkbox"/> FATHER-IN-LAW	<input type="checkbox"/> COUSIN		
<input type="checkbox"/> SISTER	<input type="checkbox"/> MOTHER-IN-LAW	<input type="checkbox"/> HIRED MAN		
<input type="checkbox"/> FATHER	<input type="checkbox"/> SON-IN-LAW	<input checked="" type="checkbox"/> ROOMER		
<input type="checkbox"/> MOTHER	<input type="checkbox"/> DAUGHTER-IN-LAW	<input type="checkbox"/> SERVANT		
<input type="checkbox"/> GRANDSON	<input type="checkbox"/> BROTHER-IN-LAW	<input type="checkbox"/> OTHER (<i>Specify</i>)		
<input type="checkbox"/> GRANDDAUGHTER	<input type="checkbox"/> SISTER-IN-LAW			
<input type="checkbox"/> GRANDCHILD	<input type="checkbox"/> ORPHAN			

FORM 10 637

1910 CENSUS INDEX - INDIVIDUAL

U S DEPARTMENT OF COMMERCE
BUREAU OF THE CENSUS

TEXAS

W. 500		NAME OF INDIVIDUAL Wood Thomas		E. D. 130	SHEET 152
COLOR ma	AGE 45	BIRTHPLACE		VOL. 114	
COUNTY Panola			CITY		
ENUMERATED WITH Alvora Gibson					
RELATIONSHIP TO ABOVE					
<input type="checkbox"/> SON	<input type="checkbox"/> NEPHEW	<input type="checkbox"/> STEPSON			
<input type="checkbox"/> DAUGHTER	<input type="checkbox"/> NIECE	<input type="checkbox"/> STEPDAUGHTER			
<input type="checkbox"/> BROTHER	<input type="checkbox"/> FATHER-IN-LAW	<input type="checkbox"/> COUSIN			
<input type="checkbox"/> SISTER	<input type="checkbox"/> MOTHER-IN-LAW	<input type="checkbox"/> HIRED MAN			
<input type="checkbox"/> FATHER	<input type="checkbox"/> SON-IN-LAW	<input checked="" type="checkbox"/> ROOMER			
<input type="checkbox"/> MOTHER	<input type="checkbox"/> DAUGHTER-IN-LAW	<input type="checkbox"/> SERVANT			
<input type="checkbox"/> GRANDSON	<input type="checkbox"/> BROTHER-IN-LAW	<input type="checkbox"/> OTHER (Specify)			
<input type="checkbox"/> GRANDDAUGHTER	<input type="checkbox"/> SISTER-IN-LAW				
<input type="checkbox"/> GRANDCHILD	<input type="checkbox"/> ORPHAN				

FORM 10-637

1910 CENSUS INDEX - INDIVIDUAL

U. S. DEPARTMENT OF COMMERCE
BUREAU OF THE CENSUS

TEXAS

W300		NAME OF INDIVIDUAL <i>White Thomas</i>		E.D. <i>134</i>	SHEET <i>191</i>
COLOR <i>B</i>	AGE <i>19</i>	BIRTHPLACE		VOL <i>144</i>	
COUNTY <i>Williamson</i>		CITY			
ENUMERATED WITH <i>White Walter</i>					
RELATIONSHIP TO ABOVE					
<input type="checkbox"/> SON	<input type="checkbox"/> NEPHEW	<input type="checkbox"/> STEPSON			
<input type="checkbox"/> DAUGHTER	<input type="checkbox"/> NIECE	<input type="checkbox"/> STEPDAUGHTER			
<input checked="" type="checkbox"/> BROTHER	<input type="checkbox"/> FATHER-IN-LAW	<input type="checkbox"/> COUSIN			
<input type="checkbox"/> SISTER	<input type="checkbox"/> MOTHER-IN-LAW	<input type="checkbox"/> HIRED MAN			
<input type="checkbox"/> FATHER	<input type="checkbox"/> SON-IN-LAW	<input type="checkbox"/> ROOMER			
<input type="checkbox"/> MOTHER	<input type="checkbox"/> DAUGHTER-IN-LAW	<input type="checkbox"/> SERVANT			
<input type="checkbox"/> GRANDSON	<input type="checkbox"/> BROTHER-IN-LAW	<input type="checkbox"/> OTHER (Specify)			
<input type="checkbox"/> GRANDDAUGHTER	<input type="checkbox"/> SISTER-IN-LAW				
<input type="checkbox"/> GRANDCHILD	<input type="checkbox"/> ORPHAN				

FORM BC-627 (5-5-57)
FORMERLY 10-637

1910 CENSUS INDEX - INDIVIDUAL

U.S. DEPARTMENT OF COMMERCE
BUREAU OF THE CENSUS

TEXAS

W. SEC 11. 500	HEAD OF FAMILY White Thomas		E.D. 73	SHEET 208
COLOR B	AGE 53	BIRTHPLACE		VOL. 125
COUNTY Smith		CITY		
OTHER MEMBERS OF FAMILY				
NAME		RELATIONSHIP	AGE	BIRTHPLACE
Mary		W	48	
Virginia		D	17	
Pedro		D	15	
Sallie		D	14	
Annie		D	13	
Daniels Calcutt		HA	26	

FORM 10 636
1910 CENSUS INDEX - FAMILY

U.S. DEPARTMENT OF COMMERCE
BUREAU OF THE CENSUS

TEXAS

W 300	HEAD OF FAMILY White Thomas		E.D. 108	SHEET 302
COLOR W	AGE 57	BIRTHPLACE		VOL. 116
COUNTY Morris		CITY		
OTHER MEMBERS OF FAMILY				
NAME		RELATIONSHIP	AGE	BIRTHPLACE
Sila		h	69	W
Lena		W	17	
Hester		W	14	

FORM 10 636
1910 CENSUS INDEX - FAMILY

U. S. DEPARTMENT OF COMMERCE
BUREAU OF THE CENSUS

TEXAS

W 300	NAME OF INDIVIDUAL <i>Whitt Thomas</i>		E.O. <i>181</i>	SHEET <i>99</i>
COLOR <i>W</i>	AGE <i>21</i>	BIRTHPLACE	VOL <i>110</i>	
COUNTY <i>Nolan</i>		CITY		
ENUMERATED WITH <i>Eagar Hauer</i>				
RELATIONSHIP TO ABOVE				
<input type="checkbox"/> SON	<input type="checkbox"/> NEPHEW	<input type="checkbox"/> STEPSON		
<input type="checkbox"/> DAUGHTER	<input type="checkbox"/> NIECE	<input type="checkbox"/> STEPDAUGHTER		
<input type="checkbox"/> BROTHER	<input type="checkbox"/> FATHER-IN-LAW	<input type="checkbox"/> COUSIN		
<input type="checkbox"/> SISTER	<input type="checkbox"/> MOTHER-IN-LAW	<input type="checkbox"/> HIRED MAN		
<input type="checkbox"/> FATHER	<input type="checkbox"/> SON-IN-LAW	<input checked="" type="checkbox"/> ROOMER		
<input type="checkbox"/> MOTHER	<input type="checkbox"/> DAUGHTER-IN-LAW	<input type="checkbox"/> SERVANT		
<input type="checkbox"/> GRANDSON	<input type="checkbox"/> BROTHER-IN-LAW	<input type="checkbox"/> OTHER (<i>Specify</i>)		
<input type="checkbox"/> GRANDDAUGHTER	<input type="checkbox"/> SISTER-IN-LAW			
<input type="checkbox"/> GRANDCHILD	<input type="checkbox"/> ORPHAN			

FORM 10-637
1910 CENSUS INDEX - INDIVIDUAL

U. S. DEPARTMENT OF COMMERCE
BUREAU OF THE CENSUS

TEXAS

U 300	HEAD OF FAMILY Wood, Thomas		E.D. 174	SHEET 4
COLOR W	AGE 46	BIRTHPLACE Ariz		VOL. 160
COUNTY Nolan	CITY			
OTHER MEMBERS OF FAMILY				
NAME		RELATION- SHIP	AGE	BIRTHPLACE
Marion		W	24	
Earl		S	2	
Cecil		S	6/12	

FORM 10 636

1910 CENSUS INDEX - FAMILY

U. S. DEPARTMENT OF COMMERCE
BUREAU OF THE CENSUS

TEXAS

W300	HEAD OF FAMILY		White, Thomas		E.D.	SHEET
COLOR	W	AGE	BIRTHPLACE.		73	131
COUNTY	El Paso			CITY	VOL. 45	
OTHER MEMBERS OF FAMILY						
	NAME	RELATIONSHIP	AGE	BIRTHPLACE		
	1 Alva	W	21	MO		

FORM 10 636

1910 CENSUS INDEX - FAMILY

U. S. DEPARTMENT OF COMMERCE
BUREAU OF THE CENSUS

TEXAS

W 300	HEAD OF FAMILY	White. Thomas		E.O.	SHEET
COLOR	AGE	BIRTHPLACE		VOL.	
W	57			60	315
COUNTY	Guadalupe		CITY		
OTHER MEMBERS OF FAMILY					
NAME		RELATIONSHIP	AGE	BIRTHPLACE	
Living Alone					

FORM 10-636
1910 CENSUS INDEX - FAMILY

U. S. DEPARTMENT OF COMMERCE
BUREAU OF THE CENSUS

TEXAS

11300	HEAD OF FAMILY Wood, Thomas		E.D. 162	SHEET 296
COLOR W	AGE 72	BIRTHPLACE Eng	VOL. 141	
COUNTY	Walker		CITY	
OTHER MEMBERS OF FAMILY				
NAME		RELATION- SHIP	AGE	BIRTHPLACE
Kate		W	60	Eng
Johnson, Ireland		D	13	
Harry		S	8	

FORM 10 636
1910 CENSUS INDEX - FAMILY

U. S. DEPARTMENT OF COMMERCE
BUREAU OF THE CENSUS

TEXAS

W300		HEAD OF FAMILY		E.O.	SHEET
COLOR		AGE	BIRTHPLACE	87	94
COUNTY		CITY		VOL.	
LAMAR				91	
OTHER MEMBERS OF FAMILY					
NAME		RELATIONSHIP	AGE	BIRTHPLACE	
L. J. ...					

FORM 10 636
1910 CENSUS INDEX - FAMILY

U. S. DEPARTMENT OF COMMERCE
BUREAU OF THE CENSUS

TEXAS

W300		NAME OF INDIVIDUAL <i>Made, Thomas</i>		E.O. <i>158</i>	SHEET <i>121</i>
COLOR <i>W</i>	AGE <i>66</i>	BIRTHPLACE		VOL. <i>7.5</i>	
COUNTY <i>Hill</i>		CITY			
ENUMERATED WITH <i>Made, Frank</i>					
RELATIONSHIP TO ABOVE					
<input type="checkbox"/> SON	<input type="checkbox"/> NEPHEW	<input type="checkbox"/> STEPSON			
<input type="checkbox"/> DAUGHTER	<input type="checkbox"/> NIECE	<input type="checkbox"/> STEPDAUGHTER			
<input type="checkbox"/> BROTHER	<input type="checkbox"/> FATHER-IN-LAW	<input type="checkbox"/> COUSIN			
<input type="checkbox"/> SISTER	<input type="checkbox"/> MOTHER-IN-LAW	<input type="checkbox"/> HIRED MAN			
<input checked="" type="checkbox"/> FATHER	<input type="checkbox"/> SON-IN-LAW	<input type="checkbox"/> ROOMER			
<input type="checkbox"/> MOTHER	<input type="checkbox"/> DAUGHTER-IN-LAW	<input type="checkbox"/> SERVANT			
<input type="checkbox"/> GRANDSON	<input type="checkbox"/> BROTHER-IN-LAW	<input type="checkbox"/> OTHER (<i>Specify</i>)			
<input type="checkbox"/> GRANDDAUGHTER	<input type="checkbox"/> SISTER-IN-LAW				
<input type="checkbox"/> GRANDCHILD	<input type="checkbox"/> ORPHAN				

FORM 10-637
1910 CENSUS INDEX - INDIVIDUAL

U.S. DEPARTMENT OF COMMERCE
BUREAU OF THE CENSUS

W 300		NAME OF INDIVIDUAL White Thos		TEXAS	
COLOR - Ma	AGE 20	BIRTHPLACE La		E.D. 153	SHEET 325
COUNTY Shelby				CITY	
ENUMERATED WITH Mc Lamose Manuel					
RELATIONSHIP TO ABOVE					
<input type="checkbox"/> SON ?	<input type="checkbox"/> NEPHEW	<input type="checkbox"/> STEPSON			
<input type="checkbox"/> DAUGHTER	<input type="checkbox"/> NIECE	<input type="checkbox"/> STEPDAUGHTER			
<input type="checkbox"/> BROTHER	<input type="checkbox"/> FATHER-IN-LAW	<input type="checkbox"/> COUSIN			
<input type="checkbox"/> SISTER	<input type="checkbox"/> MOTHER-IN-LAW	<input type="checkbox"/> HIRED MAN			
<input type="checkbox"/> FATHER	<input type="checkbox"/> SON-IN-LAW	<input checked="" type="checkbox"/> ROOMER			
<input type="checkbox"/> MOTHER	<input type="checkbox"/> DAUGHTER-IN-LAW	<input type="checkbox"/> SERVANT			
<input type="checkbox"/> GRANDSON	<input type="checkbox"/> BROTHER-IN-LAW	<input type="checkbox"/> OTHER (Specify)			
<input type="checkbox"/> GRANDDAUGHTER	<input type="checkbox"/> SISTER-IN-LAW				
<input type="checkbox"/> GRANDCHILD	<input type="checkbox"/> ORPHAN				

FORM 10-637 (8-10-62)

1910 CENSUS INDEX - INDIVIDUAL

U.S. DEPARTMENT OF COMMERCE
BUREAU OF THE CENSUS

© GPO : 1962 O-641423

TEXAS

<i>W300</i>	HEAD OF FAMILY <i>Wood, Thomas</i>		E. D.	SHEET
COLOR <i>W</i>	AGE <i>40</i>	BIRTHPLACE	VOL. <i>11</i>	<i>129</i>
COUNTY <i>Bexar</i>	CITY <i>San Antonio</i>			
OTHER MEMBERS OF FAMILY				
NAME		RELATIONSHIP	AGE	BIRTHPLACE
<i>Ester</i>		<i>W</i>	<i>31</i>	

FORM 10 636
1910 CENSUS-INDEX - FAMILY

U. S. DEPARTMENT OF COMMERCE
BUREAU OF THE CENSUS

TEXAS

(11302)	HEAD OF FAMILY <i>White Thomas</i>		E.D.	SHEET
COLOR <i>W</i>	AGE <i>31</i>	BIRTHPLACE	VOL.	<i>25</i>
COUNTY <i>Coleman</i>		CITY <i>✓</i>		
OTHER MEMBERS OF FAMILY				
NAME		RELATIONSHIP	AGE	BIRTHPLACE
<i>1 Mutter ..</i>		<i>W</i>	<i>14</i>	

FORM 10-636
1910 CENSUS INDEX - FAMILY

U. S. DEPARTMENT OF COMMERCE
BUREAU OF THE CENSUS

TEXAS

113650		NAME OF INDIVIDUAL <i>Watt Thomas</i>		E.D.	SHEET
COLOR <i>W</i>	AGE <i>26</i>	BIRTHPLACE		<i>9</i>	<i>5</i>
COUNTY <i>Brazoria</i>		CITY		VOL. <i>16</i>	
ENUMERATED WITH <i>Alvin</i>					
RELATIONSHIP TO ABOVE <i>Clements, John</i>					
<input type="checkbox"/> SON	<input type="checkbox"/> NEPHEW	<input type="checkbox"/> STEPSON			
<input type="checkbox"/> DAUGHTER	<input type="checkbox"/> NIECE	<input type="checkbox"/> STEPDAUGHTER			
<input type="checkbox"/> BROTHER	<input type="checkbox"/> FATHER-IN-LAW	<input type="checkbox"/> COUSIN			
<input type="checkbox"/> SISTER	<input type="checkbox"/> MOTHER-IN-LAW	<input type="checkbox"/> HIRED MAN			
<input type="checkbox"/> FATHER	<input type="checkbox"/> SON-IN-LAW	<input type="checkbox"/> ROOMER			
<input type="checkbox"/> MOTHER	<input type="checkbox"/> DAUGHTER-IN-LAW	<input type="checkbox"/> SERVANT			
<input type="checkbox"/> GRANDSON	<input checked="" type="checkbox"/> BROTHER-IN-LAW	<input type="checkbox"/> OTHER (<i>Specify</i>)			
<input type="checkbox"/> GRANDDAUGHTER	<input type="checkbox"/> SISTER-IN-LAW				
<input type="checkbox"/> GRANDCHILD	<input type="checkbox"/> ORPHAN				

FORM 10 637
1910 CENSUS INDEX - INDIVIDUAL

U. S. DEPARTMENT OF COMMERCE
BUREAU OF THE CENSUS

TEXAS

11300		HEAD OF FAMILY		E.D.	SHEET
		Walter Thomas		16	2
COLOR	AGE	BIRTHPLACE		VOL.	
B	38			16	
COUNTY			CITY		
Etowah					
OTHER MEMBERS OF FAMILY					
NAME		RELATIONSHIP	AGE	BIRTHPLACE	
Walter		H	17		
Thomas		S	1		

FORM 10 636 -
1910 CENSUS INDEX - FAMILY

U. S. DEPARTMENT OF COMMERCE
BUREAU OF THE CENSUS

TEXAS

W300		NAME OF INDIVIDUAL <i>W. Hatley, Thomas</i>		E.D. <i>43</i>	SHEET <i>187</i>
COLOR <i>W</i>	AGE <i>22</i>	BIRTHPLACE		VOL. <i>35</i>	
COUNTY <i>Dallas</i>		CITY <i>Dallas</i>			
ENUMERATED WITH <i>Peter, William</i>					
RELATIONSHIP TO ABOVE					
<input type="checkbox"/> SON	<input type="checkbox"/> NEPHEW	<input type="checkbox"/> STEPSON			
<input type="checkbox"/> DAUGHTER	<input type="checkbox"/> NIECE	<input type="checkbox"/> STEPDAUGHTER			
<input type="checkbox"/> BROTHER	<input type="checkbox"/> FATHER-IN-LAW	<input type="checkbox"/> COUSIN			
<input type="checkbox"/> SISTER	<input type="checkbox"/> MOTHER-IN-LAW	<input type="checkbox"/> HIRED MAN			
<input type="checkbox"/> FATHER	<input type="checkbox"/> SON-IN-LAW	<input checked="" type="checkbox"/> ROOMER			
<input type="checkbox"/> MOTHER	<input type="checkbox"/> DAUGHTER-IN-LAW	<input type="checkbox"/> SERVANT			
<input type="checkbox"/> GRANDSON	<input type="checkbox"/> BROTHER-IN-LAW	<input type="checkbox"/> OTHER (Specify)			
<input type="checkbox"/> GRANDDAUGHTER	<input type="checkbox"/> SISTER-IN-LAW				
<input type="checkbox"/> GRANDCHILD	<input type="checkbox"/> ORPHAN				

FORM 10 637

1910 CENSUS INDEX - INDIVIDUAL

U. S. DEPARTMENT OF COMMERCE
BUREAU OF THE CENSUS

TEXAS

W300	HEAD OF FAMILY White Thomas		E.O. 67	SHEET 62
COLOR W	AGE 35	BIRTHPLACE Tenn	VOL. 36	
COUNTY L		CITY Dallas		
OTHER MEMBERS OF FAMILY				
NAME		RELATION- SHIP	AGE	BIRTHPLACE
Mary		W	28	Tenn

FORM 10 636
1910 CENSUS INDEX - FAMILY

U. S. DEPARTMENT OF COMMERCE
BUREAU OF THE CENSUS

TEXAS

W300	HEAD OF FAMILY		White Thomas	E.D.	SHEET
COLOR	AGE	BIRTHPLACE		163	295
40	45	Mo		VOL.	
COUNTY	CITY			-131	
Jarrant					
OTHER MEMBERS OF FAMILY					
NAME	RELATIONSHIP	AGE	BIRTHPLACE		
Annie L.	w	39			
Kay	S	15			
Hugh	S	13			

FORM 10 636
1910 CENSUS INDEX - FAMILY

U.S. DEPARTMENT OF COMMERCE
BUREAU OF THE CENSUS

TEXAS

W300		HEAD OF FAMILY.		E.D.		SHEET	
W		24		29		15	
COLOR		AGE		BIRTHPLACE		VOL.	
W		24				27	
COUNTY				Collin		CITY	
OTHER MEMBERS OF FAMILY							
NAME		RELATIONSHIP		AGE		BIRTHPLACE	
Effie		W		24			
Helen		D		4			
Orville		S		3			
Arky		S		4			

FORM 10-636
1910 CENSUS INDEX - FAMILY

U.S. DEPARTMENT OF COMMERCE
BUREAU OF THE CENSUS

TEXAS

W. 300		HEAD OF FAMILY		Wood Thomas		E.D.	SHEET
COLOR	AGE	BIRTHPLACE				188	142
W.	68	Mo.				VOL.	96
COUNTY				CITY			
McCulloch				Brady			
OTHER MEMBERS OF FAMILY							
NAME		RELATIONSHIP	AGE	BIRTHPLACE			
Addie		W	58	Ala.			
Edgar		S	29				
Acker		D	21				

FORM 10-636

1910 CENSUS INDEX - FAMILY

U.S. DEPARTMENT OF COMMERCE,
BUREAU OF THE CENSUS

TEXAS

W300	NAME OF INDIVIDUAL White Thomas		E.D. 29	SHEET 88
COLOR W	AGE 18	BIRTHPLACE Ark	VOL. 54	
COUNTY Freestone		CITY		
ENUMERATED WITH Hartley James W				
RELATIONSHIP TO ABOVE				
<input type="checkbox"/> SON	<input type="checkbox"/> NEPHEW	<input type="checkbox"/> STEPSON		
<input type="checkbox"/> DAUGHTER	<input type="checkbox"/> NIECE	<input type="checkbox"/> STEPDAUGHTER		
<input type="checkbox"/> BROTHER	<input type="checkbox"/> FATHER-IN-LAW	<input type="checkbox"/> COUSIN		
<input type="checkbox"/> SISTER	<input type="checkbox"/> MOTHER-IN-LAW	<input type="checkbox"/> HIRED MAN		
<input type="checkbox"/> FATHER	<input type="checkbox"/> SON-IN-LAW	<input type="checkbox"/> ROOMER		
<input type="checkbox"/> MOTHER	<input type="checkbox"/> DAUGHTER-IN-LAW	<input type="checkbox"/> SERVANT		
<input type="checkbox"/> GRANDSON	<input checked="" type="checkbox"/> BROTHER-IN-LAW	<input type="checkbox"/> OTHER (Specify)		
<input type="checkbox"/> GRANDDAUGHTER	<input type="checkbox"/> SISTER-IN-LAW			
<input type="checkbox"/> GRANDCHILD	<input type="checkbox"/> ORPHAN			

FORM 10-637
1910 CENSUS INDEX - INDIVIDUALU.S. DEPARTMENT OF COMMERCE
BUREAU OF THE CENSUS

TEXAS

W300		HEAD OF FAMILY		White Thomas		E.D.	SHEET
COLOR	W	AGE	43	BIRTHPLACE	ala	VOL.	2
COUNTY	Andrews			CITY			
OTHER MEMBERS OF FAMILY							
NAME		RELATIONSHIP	AGE	BIRTHPLACE			
Ellen A		W	36				
Ellen		D	8				
Thomas		S	5				

FORM 10-636
1910 CENSUS INDEX - FAMILY

U.S. DEPARTMENT OF COMMERCE
BUREAU OF THE CENSUS

TEXAS

W 300		HEAD OF FAMILY		E.D.	SHEET
COLOR	AGE	BIRTHPLACE		VOL.	
COUNTY Milam		CITY			
OTHER MEMBERS OF FAMILY					
NAME		RELATIONSHIP	AGE	BIRTHPLACE	

FORM 10 636
1910 CENSUS INDEX - FAMILY

U. S. DEPARTMENT OF COMMERCE
BUREAU OF THE CENSUS

TEXAS

HEAD OF FAMILY <i>White Thomas</i>		E.D. 112	SHEET 51
COLOR <i>W</i>	AGE 43	BIRTHPLACE	
COUNTY	<i>Harris</i>	CITY	
OTHER MEMBERS OF FAMILY			
NAME		RELATIONSHIP	AGE
<i>1 Marie</i>		<i>W</i>	<i>31</i>
<i>Simms, Lizzie</i>		<i>A</i>	<i>43 La</i>

FORM 10-636
1910 CENSUS INDEX - FAMILY

U.S. DEPARTMENT OF COMMERCE
BUREAU OF THE CENSUS

TEXAS

10300	HEAD OF FAMILY <i>White Thomas</i>		E.D. <i>81</i>	SHEET <i>36</i>
COLOR <i>B</i>	AGE <i>28</i>	BIRTHPLACE		VOL. <i>66</i>
COUNTY <i>Harris</i>	CITY <i>Houston</i>			
OTHER MEMBERS OF FAMILY				
NAME		RELATIONSHIP	AGE	BIRTHPLACE
<i>1 Sadie W</i>		<i>W</i>	<i>22</i>	

FORM 10 636
1910 CENSUS INDEX - FAMILY

U.S. DEPARTMENT OF COMMERCE
BUREAU OF THE CENSUS

TEXAS

6 500		HEAD OF FAMILY		Wade Thomas		E.O.	SHEET
COLOR	AGE	BIRTHPLACE				153	118
Wm	33					VOL.	
COUNTY -				CITY		-123	
Victoria							
OTHER MEMBERS OF FAMILY							
NAME		RELATIONSHIP	AGE	BIRTHPLACE			
Virginia B		W	28				
Wesley		S	12				
Jessie		S	11				
Mary L		D	5				
William		S	3				
Albert		S	2 1/2				
Lucas L		S	3 1/2				

FORM 10-636

1910 CENSUS INDEX - FAMILY

U.S. DEPARTMENT OF COMMERCE
BUREAU OF THE CENSUS

TEXAS

W 300		HEAD OF FAMILY		Wade Thomas		E.D.	SHEET
COLOR	u	AGE	51	BIRTHPLACE	Miss	56	1
COUNTY	Cooke			CITY		VOL.	31
OTHER MEMBERS OF FAMILY							
	NAME	RELATIONSHIP	AGE	BIRTHPLACE			
1	Olinz MH	S	20				

FORM 10-636
1910 CENSUS INDEX - FAMILY

U.S. DEPARTMENT OF COMMERCE
BUREAU OF THE CENSUS

TEXAS

W300	HEAD OF FAMILY <i>White Thomas</i>		E.O. 37	SHEET 13
COLOR <i>W</i>	AGE 45	BIRTHPLACE <i>Ala</i>	VOL. 32	
COUNTY Coryell		CITY		
OTHER MEMBERS OF FAMILY				
NAME				
	RELATION- SHIP	AGE	BIRTHPLACE	
<i>Mary</i>	<i>W</i>	<i>43</i>	<i>Ala</i>	
<i>Ethel</i>	<i>D</i>	<i>13</i>		
<i>E. W.</i>	<i>D</i>	<i>11</i>		
<i>Walter</i>	<i>S</i>	<i>9</i>		
<i>Annie</i>	<i>D</i>	<i>7</i>		
<i>Sallie</i>	<i>D</i>	<i>5</i>		
<i>Thomas</i>	<i>S</i>	<i>3</i>		

FORM 10-636

1910 CENSUS INDEX - FAMILY -

U.S. DEPARTMENT OF COMMERCE
BUREAU OF THE CENSUS

TEXAS

W 300		NAME OF INDIVIDUAL		Wood, Thom A		E.D.	SHEET
COLOR	W	AGE	12/12	BIRTHPLACE		83	274
COUNTY	Denton			CITY	Denton		
ENUMERATED WITH		Gasper, Galinas A					
RELATIONSHIP TO ABOVE							
<input type="checkbox"/> SON	<input type="checkbox"/> NEPHEW	<input type="checkbox"/> STEPSON					
<input type="checkbox"/> DAUGHTER	<input type="checkbox"/> NIECE	<input type="checkbox"/> STEPDAUGHTER					
<input type="checkbox"/> BROTHER	<input type="checkbox"/> FATHER-IN-LAW	<input type="checkbox"/> COUSIN					
<input type="checkbox"/> SISTER	<input type="checkbox"/> MOTHER-IN-LAW	<input type="checkbox"/> HIRED MAN					
<input type="checkbox"/> FATHER	<input type="checkbox"/> SON-IN-LAW	<input type="checkbox"/> ROOMER					
<input type="checkbox"/> MOTHER	<input type="checkbox"/> DAUGHTER-IN-LAW	<input type="checkbox"/> SERVANT					
<input type="checkbox"/> GRANDSON	<input type="checkbox"/> BROTHER-IN-LAW	<input type="checkbox"/> OTHER (Specify)					
<input type="checkbox"/> GRANDDAUGHTER	<input type="checkbox"/> SISTER-IN-LAW	NR					
<input type="checkbox"/> GRANDCHILD	<input type="checkbox"/> ORPHAN						

FORM 10-637
1910 CENSUS INDEX - INDIVIDUAL

U.S. DEPARTMENT OF COMMERCE
BUREAU OF THE CENSUS

TEXAS

21300	HEAD OF FAMILY		White, Thom		E.D.	SHEET
COLOR	AGE	BIRTHPLACE			10	3
	35				VOL.	1
COUNTY.		Anderson	CITY			
			Calvestone			
OTHER MEMBERS OF FAMILY						
	NAME	RELATIONSHIP	AGE	BIRTHPLACE		
-	Mandy	W	38			
-	Wallie R.	S	12			

FORM 10-636
1910 CENSUS INDEX - FAMILY

U.S. DEPARTMENT OF COMMERCE
BUREAU OF THE CENSUS

TEXAS

10300	HEAD OF FAMILY		E.D.	SHEET
COLOR	AGE	BIRTHPLACE	VOL.	
	35	Ireland	11	
COUNTY	Bexar		CITY	
			San Antonio	
OTHER MEMBERS OF FAMILY				
NAME		RELATIONSHIP	AGE	BIRTHPLACE
C. H. R.				

FORM 10 636
1910 CENSUS INDEX - FAMILY

U. S. DEPARTMENT OF COMMERCE
BUREAU OF THE CENSUS

TEXAS

W300	NAME OF INDIVIDUAL <i>White, Thornton</i>		E.D. 104	SHEET 76
COLOR <i>B</i>	AGE <i>12</i>	BIRTHPLACE	VOL. <i>122</i>	
COUNTY <i>San Jacinto</i>		CITY		
ENUMERATED WITH <i>White, Ruben</i>				
RELATIONSHIP TO ABOVE				
<input type="checkbox"/> SON	<input checked="" type="checkbox"/> NEPHEW	<input type="checkbox"/> STEPSON		
<input type="checkbox"/> DAUGHTER	<input type="checkbox"/> NIECE	<input type="checkbox"/> STEPDAUGHTER		
<input type="checkbox"/> BROTHER	<input type="checkbox"/> FATHER-IN-LAW	<input type="checkbox"/> COUSIN		
<input type="checkbox"/> SISTER	<input type="checkbox"/> MOTHER-IN-LAW	<input type="checkbox"/> HIRED MAN		
<input type="checkbox"/> FATHER	<input type="checkbox"/> SON-IN-LAW	<input type="checkbox"/> ROOMER		
<input type="checkbox"/> MOTHER	<input type="checkbox"/> DAUGHTER-IN-LAW	<input type="checkbox"/> SERVANT		
<input type="checkbox"/> GRANDSON	<input type="checkbox"/> BROTHER-IN-LAW	<input type="checkbox"/> OTHER (<i>Specify</i>)		
<input type="checkbox"/> GRANDDAUGHTER	<input type="checkbox"/> SISTER-IN-LAW	_____		
<input type="checkbox"/> GRANDCHILD	<input type="checkbox"/> ORPHAN	_____		

FORM 10-637 (8-14-62)

1910 CENSUS INDEX - INDIVIDUAL

U.S. DEPARTMENT OF COMMERCE
BUREAU OF THE CENSUS

* GPO : 1962 O-061423

TEXAS

W300		NAME OF INDIVIDUAL <i>White Themond</i>		E.D. 105	SHEET 11
COLOR W	AGE 30	BIRTHPLACE		VOL. 100	
COUNTY Marion			CITY <i>Jefferson</i>		
ENUMERATED WITH <i>Glass Marion J.</i>					
RELATIONSHIP TO ABOVE					
<input type="checkbox"/> SON -	<input type="checkbox"/> NEPHEW	<input type="checkbox"/> STEPSON			
<input type="checkbox"/> DAUGHTER	<input type="checkbox"/> NIECE	<input type="checkbox"/> STEPDAUGHTER			
<input type="checkbox"/> BROTHER	<input type="checkbox"/> FATHER-IN-LAW	<input type="checkbox"/> COUSIN			
<input type="checkbox"/> SISTER	<input type="checkbox"/> MOTHER-IN-LAW	<input type="checkbox"/> HUSBAND			
<input type="checkbox"/> FATHER	<input type="checkbox"/> SON-IN-LAW	<input checked="" type="checkbox"/> ROOMER			
<input type="checkbox"/> MOTHER	<input type="checkbox"/> DAUGHTER-IN-LAW	<input type="checkbox"/> SERVANT			
<input type="checkbox"/> GRANDSON	<input type="checkbox"/> BROTHER-IN-LAW	<input type="checkbox"/> OTHER (Specify)			
<input type="checkbox"/> GRANDDAUGHTER	<input type="checkbox"/> SISTER-IN-LAW				
<input type="checkbox"/> GRANDCHILD	<input type="checkbox"/> ORPHAN				

FORM 10-637
1910 CENSUS INDEX - INDIVIDUAL

U.S. DEPARTMENT OF COMMERCE
BUREAU OF THE CENSUS

TEXAS

W 300	NAME OF INDIVIDUAL Wood, Theresa	E.D. 139	SHEET 136
COLOR B	AGE 26	BIRTHPLACE	VOL. 100
COUNTY Madison	CITY:		
ENUMERATED WITH Smith, Al			
RELATIONSHIP TO ABOVE			
<input type="checkbox"/> SON <input type="checkbox"/> DAUGHTER <input type="checkbox"/> BROTHER <input type="checkbox"/> SISTER <input type="checkbox"/> FATHER <input type="checkbox"/> MOTHER <input type="checkbox"/> GRANDSON <input checked="" type="checkbox"/> GRANDDAUGHTER <input type="checkbox"/> GRANDCHILD	<input type="checkbox"/> NEPHEW <input type="checkbox"/> NIECE <input type="checkbox"/> FATHER-IN-LAW <input type="checkbox"/> MOTHER-IN-LAW <input type="checkbox"/> SON-IN-LAW <input type="checkbox"/> DAUGHTER-IN-LAW <input type="checkbox"/> BROTHER-IN-LAW <input type="checkbox"/> SISTER-IN-LAW <input type="checkbox"/> ORPHAN	<input type="checkbox"/> STEPSON <input type="checkbox"/> STEPDAUGHTER <input type="checkbox"/> COUSIN <input type="checkbox"/> HIRED MAN <input type="checkbox"/> ROOMER <input type="checkbox"/> SERVANT <input checked="" type="checkbox"/> OTHER (Specify)	

FORM 10 637
1910 CENSUS INDEX - INDIVIDUAL

U.S. DEPARTMENT OF COMMERCE
BUREAU OF THE CENSUS

TEXAS

W300	NAME OF INDIVIDUAL <i>White Theresa</i>		E.D. <i>79</i>	SHEET <i>151</i>
COLOR <i>B-</i>	AGE <i>12</i>	BIRTHPLACE	VOL. <i>97</i>	
COUNTY McLennan		CITY <i>Waco</i>		
ENUMERATED WITH <i>Banknight John B</i>				
RELATIONSHIP TO ABOVE				
<input type="checkbox"/> SON	<input type="checkbox"/> NEPHEW	<input type="checkbox"/> STEPSON		
<input type="checkbox"/> DAUGHTER	<input checked="" type="checkbox"/> NIECE	<input type="checkbox"/> STEPDAUGHTER		
<input type="checkbox"/> BROTHER	<input type="checkbox"/> FATHER-IN-LAW	<input type="checkbox"/> COUSIN		
<input type="checkbox"/> SISTER	<input type="checkbox"/> MOTHER-IN-LAW	<input type="checkbox"/> HIRED MAN		
<input type="checkbox"/> FATHER	<input type="checkbox"/> SON-IN-LAW	<input type="checkbox"/> ROOMER		
<input type="checkbox"/> MOTHER	<input type="checkbox"/> DAUGHTER-IN-LAW	<input type="checkbox"/> SERVANT		
<input type="checkbox"/> GRANDSON	<input type="checkbox"/> BROTHER-IN-LAW	<input type="checkbox"/> OTHER (<i>Specify</i>)		
<input type="checkbox"/> GRANDDAUGHTER	<input type="checkbox"/> SISTER-IN-LAW			
<input type="checkbox"/> GRANDCHILD	<input type="checkbox"/> ORPHAN			

FORM 10 637

1910 CENSUS INDEX - INDIVIDUAL

U S DEPARTMENT OF COMMERCE
BUREAU OF THE CENSUS

TEXAS

W 300		NAME OF INDIVIDUAL		E.D.		SHEET	
W		W 29		Miss		80 179	
COLOR		AGE		BIRTHPLACE		VOL.	
W		29		Miss		107	
COUNTY				CITY			
Navarro				Corsicana			
ENUMERATED WITH							
Johnnie Mattie A							
RELATIONSHIP TO ABOVE							
<input type="checkbox"/> SON		<input type="checkbox"/> NEPHEW		<input type="checkbox"/> STEPSON			
<input checked="" type="checkbox"/> DAUGHTER		<input type="checkbox"/> NIECE		<input type="checkbox"/> STEPOUGHTER			
<input type="checkbox"/> BROTHER		<input type="checkbox"/> FATHER-IN-LAW		<input type="checkbox"/> COUSIN			
<input type="checkbox"/> SISTER		<input type="checkbox"/> MOTHER-IN-LAW		<input type="checkbox"/> HIRED MAN			
<input type="checkbox"/> FATHER		<input type="checkbox"/> SON-IN-LAW		<input type="checkbox"/> ROOMER			
<input type="checkbox"/> MOTHER		<input type="checkbox"/> DAUGHTER-IN-LAW		<input type="checkbox"/> SERVANT			
<input type="checkbox"/> GRANDSON		<input type="checkbox"/> BROTHER-IN-LAW		<input type="checkbox"/> OTHER (Specify)			
<input type="checkbox"/> GRANDDAUGHTER		<input type="checkbox"/> SISTER-IN-LAW					
<input type="checkbox"/> GRANDCHILD		<input type="checkbox"/> ORPHAN					

FORM 10-637
1910 CENSUS INDEX - INDIVIDUAL

U.S. DEPARTMENT OF COMMERCE
BUREAU OF THE CENSUS

TEXAS

W 300	HEAD OF FAMILY		E.D.	SHEET
	White, Theresa		13	28
COLOR	AGE	BIRTHPLACE	VOL.	
W	37		70	
COUNTY		CITY		
Bexar			San Antonio	
OTHER MEMBERS OF FAMILY				
NAME		RELATIONSHIP	AGE	BIRTHPLACE
Lina, Leon				

FORM 10 636
 1910 CENSUS INDEX - FAMILY

U S DEPARTMENT OF COMMERCE
 BUREAU OF THE CENSUS

TEXAS

W300		HEAD OF FAMILY		Wood Theophilus		E.O.	SHEET
COLOR	W	AGE	BIRTHPLACE	n. car		33	12
COUNTY	Lavaca		CITY		VOL 93		
OTHER MEMBERS OF FAMILY							
NAME		RELATIONSHIP	AGE	BIRTHPLACE			
Susan D		W	63				
Leona A		D	38				
Dora V		W	35				
Reuben L		S	28				
Jeff D		S	22				

FORM 10 636
1910 CENSUS INDEX - FAMILY

U. S. DEPARTMENT OF COMMERCE
BUREAU OF THE CENSUS

TEXAS

W3000		NAME OF INDIVIDUAL <i>White, Theola</i>		E.O. <i>4</i>	SHEET <i>26</i>
COLOR <i>B</i>	AGE <i>3</i>	BIRTHPLACE		VOL. <i>15</i>	
COUNTY <i>Bowie</i>		CITY <i>Debarbana</i>			
ENUMERATED WITH <i>Malone, Mary</i>					
RELATIONSHIP TO ABOVE					
<input type="checkbox"/> SON	<input type="checkbox"/> NEPHEW	<input type="checkbox"/> STEPSON			
<input type="checkbox"/> DAUGHTER	<input type="checkbox"/> NIECE	<input type="checkbox"/> STEPDAUGHTER			
<input type="checkbox"/> BROTHER	<input type="checkbox"/> FATHER-IN-LAW	<input type="checkbox"/> COUSIN			
<input type="checkbox"/> SISTER	<input type="checkbox"/> MOTHER-IN-LAW	<input type="checkbox"/> HIRSD MAN			
<input type="checkbox"/> FATHER	<input type="checkbox"/> SON-IN-LAW	<input checked="" type="checkbox"/> ROOMER			
<input type="checkbox"/> MOTHER	<input type="checkbox"/> DAUGHTER-IN-LAW	<input type="checkbox"/> SERVANT			
<input type="checkbox"/> GRANDSON	<input type="checkbox"/> BROTHER-IN-LAW	<input type="checkbox"/> OTHER (Specify)			
<input type="checkbox"/> GRANDDAUGHTER	<input type="checkbox"/> SISTER-IN-LAW				
<input type="checkbox"/> GRANDCHILD	<input type="checkbox"/> ORPHAN				

FORM 10 637
1910 CENSUS INDEX - INDIVIDUAL

U.S. DEPARTMENT OF COMMERCE
BUREAU OF THE CENSUS

TEXAS

		HEAD OF FAMILY		E. D.		SHEET	
COLOR		AGE	BIRTHPLACE	293		30	
COUNTY		43	Ind	VOL.		145	
Ward			CITY				
OTHER MEMBERS OF FAMILY							
NAME		RELATIONSHIP	AGE	BIRTHPLACE			
Mary J		W	42	Ind			
Emory L		S	12	Ind			
Charles C		S	10	Ind			
Alfred C		S	8				
Francis B		D	6				
Teresa M		S	4				
John W		S	1				

FORM 10 636
1910 CENSUS INDEX - FAMILYU S DEPARTMENT OF COMMERCE
BUREAU OF THE CENSUS

TEXAS

4300	HEAD OF FAMILY <i>white, Jas. S.</i>		E.D. 44	SHEET 266
COLOR <i>W</i>	AGE 41	BIRTHPLACE <i>Ala</i>	VOL. 34	
COUNTY Dallas	CITY Dallas			
OTHER MEMBERS OF FAMILY				
NAME		RELATIONSHIP	AGE	BIRTHPLACE
<i>1.1 Eugene</i>		<i>W</i>	<i>36</i>	
<i>2.3</i>				

FORM 10-636
1910 CENSUS INDEX - FAMILY

U.S. DEPARTMENT OF COMMERCE
BUREAU OF THE CENSUS

TEXAS

W 300	HEAD OF FAMILY		White, Theodore B		E.D.	SHEET
COLOR	AGE	BIRTHPLACE		VOL.		
W	61	Ala.		49		
COUNTY	Falls			CITY		
OTHER MEMBERS OF FAMILY						
	NAME	RELATIONSHIP	AGE	BIRTHPLACE		
	Mary E	W	57	Ala.		
	Mary	D	23			
	John P	S	21			

FORM 10 636
1910 CENSUS INDEX -- FAMILY

U. S. DEPARTMENT OF COMMERCE
BUREAU OF THE CENSUS

TEXAS

W 360	HEAD OF FAMILY		E.D.	SHEET
COLOR	AGE	BIRTHPLACE	137	210
W	59	Tenn	VOL.	86
COUNTY	JONES		CITY	
			STAMFORD	
OTHER MEMBERS OF FAMILY				
	NAME	RELATIONSHIP	AGE	BIRTHPLACE
1	Mary H	w	51	Ta
-	d 2 Bo			

FORM 10 636

1910 CENSUS INDEX - FAMILY

U.S. DEPARTMENT OF COMMERCE
BUREAU OF THE CENSUS

TEXAS

W300	HEAD OF FAMILY Weed Sherman B		E.O. 69	SHEET 76
COLOR W	AGE 27	BIRTHPLACE		VOL. 137
COUNTY		CITY Austin		
OTHER MEMBERS OF FAMILY				
	NAME	RELATION- SHIP	AGE	BIRTHPLACE
1	Agnes Aden	W	27	Texas
	Sherman B Jr.	S	1 1/2	

FORM 10 636
1910 CENSUS INDEX - FAMILY

U S. DEPARTMENT OF COMMERCE
BUREAU OF THE CENSUS

TEXAS

W300	NAME OF INDIVIDUAL <i>Witt</i>		Shelma	E.D. 166	SHEET 282
COLOR <i>W</i>	AGE <i>97</i>	BIRTHPLACE		VOL. <i>104</i>	
COUNTY <i>Mitchell</i>	CITY				
ENUMERATED WITH <i>Wood James T</i>					
RELATIONSHIP TO ABOVE					
<input checked="" type="checkbox"/> DAUGHTER	<input type="checkbox"/> NEPHEW	<input type="checkbox"/> STEPSON			
<input type="checkbox"/> BROTHER	<input type="checkbox"/> NIECE	<input type="checkbox"/> STEPDAUGHTER			
<input type="checkbox"/> SISTER	<input type="checkbox"/> FATHER-IN-LAW	<input type="checkbox"/> COUSIN			
<input type="checkbox"/> FATHER	<input type="checkbox"/> MOTHER-IN-LAW	<input type="checkbox"/> HIRED MAN			
<input type="checkbox"/> MOTHER	<input type="checkbox"/> SON-IN-LAW	<input type="checkbox"/> ROOMER			
<input type="checkbox"/> GRANDSON	<input type="checkbox"/> DAUGHTER-IN-LAW	<input type="checkbox"/> SERVANT			
<input type="checkbox"/> GRANDDAUGHTER	<input type="checkbox"/> BROTHER-IN-LAW	<input type="checkbox"/> OTHER (<i>Specify</i>)			
<input type="checkbox"/> GRANDCHILD	<input type="checkbox"/> SISTER-IN-LAW				
	<input type="checkbox"/> ORPHAN				

FORM 10 637

1910 CENSUS INDEX - INDIVIDUAL

U. S. DEPARTMENT OF COMMERCE
BUREAU OF THE CENSUS

TEXAS

OK 300	NAME OF INDIVIDUAL <i>White Thelma</i>		E.D.	SHEET
COLOR	AGE <i>5</i>	BIRTHPLACE <i>Tex</i>	<i>168</i>	<i>109</i>
COUNTY <i>Waller</i>	CITY		VOL. <i>134</i>	
ENUMERATED WITH				
<i>Jellery Hattie</i>				
RELATIONSHIP TO ABOVE				
<input checked="" type="checkbox"/> SON	<input type="checkbox"/> NEPHEW	<input type="checkbox"/> STEPSON		
<input checked="" type="checkbox"/> DAUGHTER	<input type="checkbox"/> NIECE	<input type="checkbox"/> STEPDAUGHTER		
<input type="checkbox"/> BROTHER	<input type="checkbox"/> FATHER-IN-LAW	<input type="checkbox"/> COUSIN		
<input type="checkbox"/> SISTER	<input type="checkbox"/> MOTHER-IN-LAW	<input type="checkbox"/> HIRED MAN		
<input type="checkbox"/> FATHER	<input type="checkbox"/> SON-IN-LAW	<input type="checkbox"/> ROOMER		
<input type="checkbox"/> MOTHER	<input type="checkbox"/> DAUGHTER-IN-LAW	<input type="checkbox"/> SERVANT		
<input type="checkbox"/> GRANDSON	<input type="checkbox"/> BROTHER-IN-LAW	<input type="checkbox"/> OTHER (Specify)		
<input type="checkbox"/> GRANDDAUGHTER	<input type="checkbox"/> SISTER-IN-LAW			
<input type="checkbox"/> GRANDCHILD	<input type="checkbox"/> ORPHAN			

FORM BC-627 (5-5-67)
FORMERLY 10-637

1910 CENSUS INDEX - INDIVIDUAL

U.S. DEPARTMENT OF COMMERCE
BUREAU OF THE CENSUS

W. 300		NAME OF INDIVIDUAL <i>Wyatt Thelma</i>		TEXAS	
COLOR <i>W</i>	AGE <i>57</i>	BIRTHPLACE	E.D. <i>44</i>	SHEET <i>316</i>	
COUNTY <i>Dallas</i>			CITY <i>Dallas</i>		
ENUMERATED WITH <i>Brazell Mary M</i>					
RELATIONSHIP TO ABOVE					
<input type="checkbox"/> SON	<input type="checkbox"/> NEPHEW	<input type="checkbox"/> STEPSON			
<input type="checkbox"/> DAUGHTER	<input type="checkbox"/> NIECE	<input type="checkbox"/> STEPDAUGHTER			
<input type="checkbox"/> BROTHER	<input type="checkbox"/> FATHER-IN-LAW	<input type="checkbox"/> COUSIN			
<input type="checkbox"/> SISTER	<input type="checkbox"/> MOTHER-IN-LAW	<input type="checkbox"/> HIRED MAN			
<input type="checkbox"/> FATHER	<input type="checkbox"/> SON-IN-LAW	<input type="checkbox"/> ROOMER			
<input type="checkbox"/> MOTHER	<input type="checkbox"/> DAUGHTER-IN-LAW	<input type="checkbox"/> SERVANT			
<input type="checkbox"/> GRANDSON	<input type="checkbox"/> BROTHER-IN-LAW	<input type="checkbox"/> OTHER (Specify)			
<input checked="" type="checkbox"/> GRANDDAUGHTER	<input type="checkbox"/> SISTER-IN-LAW				
<input type="checkbox"/> GRANDCHILD	<input type="checkbox"/> ORPHAN				

FORM 10-637

1910 CENSUS INDEX - INDIVIDUAL

U. S. DEPARTMENT OF COMMERCE
BUREAU OF THE CENSUS

TEXAS

W 900	NAME OF INDIVIDUAL White, Shelma		E.O.	SHEET
COLOR 13	AGE 5/12	BIRTHPLACE	70	117
COUNTY	Travis		VOL. 137	
ENUMERATED WITH		Austin		
RELATIONSHIP TO ABOVE		White, L. M.		
<input type="checkbox"/> SON	<input type="checkbox"/> NEPHEW	<input type="checkbox"/> STEPSON		
<input type="checkbox"/> DAUGHTER	<input type="checkbox"/> NIECE	<input type="checkbox"/> STEPDAUGHTER		
<input type="checkbox"/> BROTHER	<input type="checkbox"/> FATHER-IN-LAW	<input type="checkbox"/> COUSIN		
<input type="checkbox"/> SISTER	<input type="checkbox"/> MOTHER-IN-LAW	<input type="checkbox"/> HIRED MAN		
<input type="checkbox"/> FATHER	<input type="checkbox"/> SON-IN-LAW	<input type="checkbox"/> ROOMER		
<input type="checkbox"/> MOTHER	<input type="checkbox"/> DAUGHTER-IN-LAW	<input type="checkbox"/> SERVANT		
<input type="checkbox"/> GRANDSON	<input type="checkbox"/> BROTHER-IN-LAW	<input type="checkbox"/> OTHER (Specify)		
<input checked="" type="checkbox"/> GRANDDAUGHTER	<input type="checkbox"/> SISTER-IN-LAW			
<input type="checkbox"/> GRANDCHILD	<input type="checkbox"/> ORPHAN			

FORM 10 637
1910 CENSUS INDEX - INDIVIDUAL

U. S. DEPARTMENT OF COMMERCE
BUREAU OF THE CENSUS

W300-		NAME OF INDIVIDUAL		TEXAS	
COLOR	AGE	BIRTHPLACE		E.D.	SHEET
B	5	Wilson		156	191
COUNTY		CITY		VOL.	
Wilson		Floresville		144	
ENUMERATED WITH					
Bryant Sydney					
RELATIONSHIP TO ABOVE					
SON	NEPHEW				
DAUGHTER	NIECE				
BROTHER	FATHER-IN-LAW				
SISTER	MOTHER-IN-LAW				
FATHER	SON-IN-LAW				
MOTHER	DAUGHTER-IN-LAW				
GRANDSON	BROTHER-IN-LAW				
GRANDDAUGHTER	SISTER-IN-LAW				
GRANDCHILD	GRANDSON				
		STEPSON			
		STEPDAUGHTER			
		COUSIN			
		WIFE			
		ROOMER			
		SERVANT			
		OTHER (Specify)			

FORM BC-627 (REV. 1937)
 FEDERAL BUREAU OF CENSUS

1910 CENSUS INDEX - INDIVIDUAL

U.S. DEPARTMENT OF COMMERCE
 BUREAU OF THE CENSUS

TEXAS

1430		NAME OF INDIVIDUAL Waska I. Helms		E.D. 95	SHEET 3
COLOR W	AGE 10	BIRTHPLACE		VOL. 107	
COUNTY Brown		CITY			
ENUMERATED WITH McGrady William H.					
RELATIONSHIP TO ABOVE					
<input type="checkbox"/> SON <input checked="" type="checkbox"/> DAUGHTER <input type="checkbox"/> BROTHER <input type="checkbox"/> SISTER <input type="checkbox"/> FATHER <input type="checkbox"/> MOTHER <input type="checkbox"/> GRANDSON <input type="checkbox"/> GRANDDAUGHTER <input type="checkbox"/> GRANDCHILD		<input type="checkbox"/> NEPHEW <input type="checkbox"/> NIECE <input type="checkbox"/> FATHER-IN-LAW <input type="checkbox"/> MOTHER-IN-LAW <input type="checkbox"/> SON-IN-LAW <input type="checkbox"/> DAUGHTER-IN-LAW <input type="checkbox"/> BROTHER-IN-LAW <input type="checkbox"/> SISTER-IN-LAW <input type="checkbox"/> ORPHAN		<input type="checkbox"/> STEPSON <input type="checkbox"/> STEPDAUGHTER <input type="checkbox"/> COUSIN <input type="checkbox"/> HIRED MAN <input type="checkbox"/> ROOMER <input type="checkbox"/> SERVANT <input type="checkbox"/> OTHER (Specify)	

 FORM 10-637
 1910 CENSUS INDEX - INDIVIDUAL

 U. S. DEPARTMENT OF COMMERCE
 BUREAU OF THE CENSUS

TEXAS

W300		NAME OF INDIVIDUAL		E.D.	SHEET
COLOR	AGE	BIRTHPLACE		VOL.	
COUNTY			CITY		
Milam					
ENUMERATED WITH					
Mabeline Miller					
RELATIONSHIP TO ABOVE					
<input type="checkbox"/> SON	<input type="checkbox"/> NEPHEW	<input type="checkbox"/> STEPSON			
<input type="checkbox"/> DAUGHTER	<input type="checkbox"/> NIECE	<input type="checkbox"/> STEPDAUGHTER			
<input type="checkbox"/> BROTHER	<input type="checkbox"/> FATHER-IN-LAW	<input type="checkbox"/> COUSIN			
<input type="checkbox"/> SISTER	<input type="checkbox"/> MOTHER-IN-LAW	<input type="checkbox"/> HIRED MAN			
<input type="checkbox"/> FATHER	<input type="checkbox"/> SON-IN-LAW	<input type="checkbox"/> ROOMER			
<input type="checkbox"/> MOTHER	<input type="checkbox"/> DAUGHTER-IN-LAW	<input type="checkbox"/> SERVANT			
<input type="checkbox"/> GRANDSON	<input type="checkbox"/> BROTHER-IN-LAW	<input type="checkbox"/> OTHER (Specify)			
<input type="checkbox"/> GRANDDAUGHTER	<input type="checkbox"/> SISTER-IN-LAW				
<input type="checkbox"/> GRANDCHILD	<input type="checkbox"/> ORPHAN				

FORM 10-637

1910 CENSUS INDEX - INDIVIDUAL

U.S. DEPARTMENT OF COMMERCE
BUREAU OF THE CENSUS

TEXAS

W 300	HEAD OF FAMILY <i>White Theodas</i>		E.D. 56	SHEET 31
COLOR <i>B.</i>	AGE <i>60</i>	BIRTHPLACE <i>Texas</i>	VOL. <i>61</i>	
COUNTY <i>Fayette</i>		CITY		
OTHER MEMBERS OF FAMILY				
NAME		RELATIONSHIP	AGE	BIRTHPLACE
<i>Lewis, Emma</i>		<i>DR</i>	<i>21</i>	
<i>Sarah</i>		<i>N</i>	<i>20</i>	
<i>Magnum</i>		<i>DS</i>	<i>1 1/2</i>	
<i>41R</i>				

FORM 10-636
1910 CENSUS INDEX - FAMILY

U. S. DEPARTMENT OF COMMERCE
BUREAU OF THE CENSUS

TEXAS

W300	HEAD OF FAMILY		White	Shaddues, E.	E.D.	15	SHEET	5
COLOR	AGE	BIRTHPLACE			VOL.	29		
W	59	Miss						
COUNTY				CITY				
- Comanche								
OTHER MEMBERS OF FAMILY								
NAME		RELATIONSHIP	AGE	BIRTHPLACE				
Elizabeth		W	49	Ala				
James		S	26					
Thomas		S	32					
Aaron		S	20					
John		S	17					
Joe		S	15					

FORM 10-636
1910 CENSUS INDEX - FAMILY

U.S. DEPARTMENT OF COMMERCE
BUREAU OF THE CENSUS

TEXAS

Wood	HEAD OF FAMILY Wood, T. head B		E.D. 274	SHEET 333
COLOR W	AGE 44	BIRTHPLACE	VOL. 138	
COUNTY	Young		CITY	
OTHER MEMBERS OF FAMILY				
NAME		RELATIONSHIP	AGE	BIRTHPLACE
Katie		W	11	Texas
Walker		S	13	
Frankie		S	14	
Ethel		D	12	
Margie		S	9	

FORM 10 636
1910 CENSUS INDEX - FAMILY

U. S. DEPARTMENT OF COMMERCE
BUREAU OF THE CENSUS

TEXAS

W300	HEAD OF FAMILY <i>White</i>		<i>Thad Jr.</i>		E.D.	SHEET
COLOR <i>ma</i>	AGE <i>47</i>	BIRTHPLACE			<i>2</i>	<i>9</i>
COUNTY	<i>Bell</i>		CITY		VOL.	<i>7</i>
OTHER MEMBERS OF FAMILY						
NAME		RELATIONSHIP	AGE	BIRTHPLACE		
<i>Virlin</i>		<i>D</i>	<i>26</i>			
<i>Hubert</i>		<i>S</i>	<i>18</i>			
<i>Thad Jr.</i>		<i>S</i>	<i>16</i>			
<i>Leone</i>		<i>S</i>	<i>14</i>			
<i>Black</i>	<i>Bettie</i>	<i>M-T</i>	<i>75</i>	<i>ma</i>		
<i>Neal</i>	<i>Georgia Ann</i>	<i>S</i>	<i>57</i>			

FORM 10-638

1910 CENSUS INDEX - FAMILY

U.S. DEPARTMENT OF COMMERCE
BUREAU OF THE CENSUS

TEXAS

W 300		NAME OF INDIVIDUAL <i>Wood Jessie</i>		E.D. 241	SHEET 34
COLOR W	AGE 3	BIRTHPLACE		VOL. 120	
COUNTY Shackelford			CITY		
ENUMERATED WITH <i>Stephens Ryley C</i>					
RELATIONSHIP TO ABOVE					
<input type="checkbox"/> SON	<input type="checkbox"/> NEPHEW	<input type="checkbox"/> STEPSON			
<input type="checkbox"/> DAUGHTER	<input type="checkbox"/> NIECE	<input checked="" type="checkbox"/> STEPDAUGHTER			
<input type="checkbox"/> BROTHER	<input type="checkbox"/> FATHER-IN-LAW	<input type="checkbox"/> COUSIN			
<input type="checkbox"/> SISTER	<input type="checkbox"/> MOTHER-IN-LAW	<input type="checkbox"/> HIRED MAN			
<input type="checkbox"/> FATHER	<input type="checkbox"/> SON-IN-LAW	<input type="checkbox"/> ROOMER			
<input type="checkbox"/> MOTHER	<input type="checkbox"/> DAUGHTER-IN-LAW	<input type="checkbox"/> SERVANT			
<input type="checkbox"/> GRANDSON	<input type="checkbox"/> BROTHER-IN-LAW	<input type="checkbox"/> OTHER (Specify)			
<input type="checkbox"/> GRANDDAUGHTER	<input type="checkbox"/> SISTER-IN-LAW				
<input type="checkbox"/> GRANDCHILD	<input type="checkbox"/> ORPHAN				

FORM 10-637 (9-10-52)

1910 CENSUS INDEX - INDIVIDUAL

U.S. DEPARTMENT OF COMMERCE
BUREAU OF THE CENSUS

© GPO : 1965 O-641423

TEXAS

W 300	HEAD OF FAMILY Wyatt Texanna		E.D. 124	SHEET 192
COLOR W	AGE 46	BIRTHPLACE		VOL. 114
COUNTY Panola	CITY			
OTHER MEMBERS OF FAMILY				
NAME		RELATIONSHIP	AGE	BIRTHPLACE
Crosby		S	29	
Jewell		S	16	
Beck		D	14	

FORM 10 636
1910 CENSUS INDEX - FAMILY

U. S. DEPARTMENT OF COMMERCE
BUREAU OF THE CENSUS

TEXAS

W 300		NAME OF INDIVIDUAL		E.D.	SHEET
Wood		Iteana		132	56
COLOR	W	AGE	BIRTHPLACE	VOL.	
		42	-	135	
COUNTY			CITY		
ENUMERATED WITH			Titus		
- Wood W. W.					
RELATIONSHIP TO ABOVE					
<input type="checkbox"/> SON	<input type="checkbox"/> NEPHEW	<input type="checkbox"/> STEPSON			
<input type="checkbox"/> DAUGHTER	<input type="checkbox"/> NIECE	<input type="checkbox"/> STEPDAUGHTER			
<input type="checkbox"/> BROTHER	<input type="checkbox"/> FATHER-IN-LAW	<input type="checkbox"/> COUSIN			
<input checked="" type="checkbox"/> SISTER	<input type="checkbox"/> MOTHER-IN-LAW	<input type="checkbox"/> HIRED MAN			
<input type="checkbox"/> FATHER	<input type="checkbox"/> SON-IN-LAW	<input type="checkbox"/> ROOMER			
<input type="checkbox"/> MOTHER	<input type="checkbox"/> DAUGHTER-IN-LAW	<input type="checkbox"/> SERVANT			
<input type="checkbox"/> GRANDSON	<input type="checkbox"/> BROTHER-IN-LAW	<input type="checkbox"/> OTHER (Specify)			
<input type="checkbox"/> GRANDDAUGHTER	<input type="checkbox"/> SISTER-IN-LAW	<input type="checkbox"/>			
<input type="checkbox"/> GRANDCHILD	<input type="checkbox"/> ORPHAN	<input type="checkbox"/>			

FORM BC-627 (9-9-67)
FORMERLY 10-637

U.S. DEPARTMENT OF COMMERCE
BUREAU OF THE CENSUS

1910 CENSUS INDEX - INDIVIDUAL

TEXAS

W 300		NAME OF INDIVIDUAL W White, Jervila		E.D. 210	SHEET 29
COLOR W	AGE 4	BIRTHPLACE		VOL. 125	
COUNTY Sherman			CITY		
ENUMERATED WITH W White Bessie J					
RELATIONSHIP TO ABOVE					
<input type="checkbox"/> SON	<input type="checkbox"/> NEPHEW	<input type="checkbox"/> STEPSON			
<input checked="" type="checkbox"/> DAUGHTER	<input type="checkbox"/> NIECE	<input type="checkbox"/> STEPOAUGHTER			
<input type="checkbox"/> BROTHER	<input type="checkbox"/> FATHER-IN-LAW	<input type="checkbox"/> COUSIN			
<input type="checkbox"/> SISTER	<input type="checkbox"/> MOTHER-IN-LAW	<input type="checkbox"/> HIRED MAN			
<input type="checkbox"/> FATHER	<input type="checkbox"/> SON-IN-LAW	<input type="checkbox"/> ROOMER			
<input type="checkbox"/> MOTHER	<input type="checkbox"/> DAUGHTER-IN-LAW	<input type="checkbox"/> SERVANT			
<input type="checkbox"/> GRANDSON	<input type="checkbox"/> BROTHER-IN-LAW	<input type="checkbox"/> OTHER (Specify)			
<input type="checkbox"/> GRANDDAUGHTER	<input type="checkbox"/> SISTER-IN-LAW				
<input type="checkbox"/> GRANDCHILD	<input type="checkbox"/> ORPHAN				

FORM 10-637 (2-18-62)

1910 CENSUS INDEX - INDIVIDUAL

U.S. DEPARTMENT OF COMMERCE
BUREAU OF THE CENSUS

© GPO : 1962 O-441423

TEXAS

W 30	HEAD OF FAMILY		Wade, Terry W.	E.D.	SHEET
COLOR	AGE	BIRTHPLACE		127	124
W	29	Rockwall	City	VOL.	119
COUNTY	1				
OTHER MEMBERS OF FAMILY					
NAME		RELATIONSHIP	AGE	BIRTHPLACE	
Alice		W	49		
Mae		D	22		
Bertha		D	17		
A. White		S	20		
Edward		S	16		

FORM 10-636
1910 CENSUS INDEX - FAMILY

U.S. DEPARTMENT OF COMMERCE
BUREAU OF THE CENSUS

TEXAS

W300		HEAD OF FAMILY		Wood Terry N		E.D.	SHEET
COLOR	W	AGE	30	BIRTHPLACE		42	3
COUNTY	Limestone			CITY		VOL. 94	
OTHER MEMBERS OF FAMILY							
NAME		RELATIONSHIP	AGE	BIRTHPLACE			
Mamie H		W	28				
Rubi C		D	8				
Henrietta B		D	6				
Bertha A		D	4				

FORM 10-636
1910 CENSUS INDEX - FAMILY

U.S. DEPARTMENT OF COMMERCE
BUREAU OF THE CENSUS

TEXAS

W300	HEAD OF FAMILY		White Jerry C		89	188
COLOR W	AGE 60	BIRTHPLACE Tenn		97		
COUNTY McLennan	CITY Waco					
OTHER MEMBERS OF FAMILY						
NAME		RELATION- SHIP	AGE	BIRTHPLACE		
1 Maggie R		W	52	Tenn		
Edwin R		S	14			
LITTLE Mary K		D	17			
1 Oliver J		SL	25			

FORM 10-636
1910 CENSUS INDEX - FAMILY

U. S. DEPARTMENT OF COMMERCE
BUREAU OF THE CENSUS

TEXAS

1300		HEAD OF FAMILY		E.D.	SHEET
COLOR	AGE	BIRTHPLACE		139	213
	26	Fremont		VOL.	74
COUNTY	Hemphill			CITY	
OTHER MEMBERS OF FAMILY					
NAME		RELATIONSHIP	AGE	BIRTHPLACE	
Lenny Wilson					

FORM 10.636

1910 CENSUS INDEX - FAMILY

U. S. DEPARTMENT OF COMMERCE
BUREAU OF THE CENSUS

W300		HEAD OF FAMILY		136 TEXAS	
COLOR	W	AGE	63	BIRTHPLACE	Woodbury
COUNTY	Ellis		CITY	Woodbury	ENNIS
OTHER MEMBERS OF FAMILY					
NAME		RELATIONSHIP	AGE	BIRTHPLACE	
F. M. ...		W	52	Miss.	
Alvin		S	27		

FORM 10-636

1910 CENSUS INDEX - FAMILY

U.S. DEPARTMENT OF COMMERCE
BUREAU OF THE CENSUS

TEXAS

10-300-	NAME OF INDIVIDUAL <i>White Jerry</i>		E.D. <i>27</i>	SHEET <i>253</i>
COLOR <i>B</i>	AGE <i>6</i>	BIRTHPLACE	VOL. <i>87</i>	
COUNTY <i>Kaufman</i>		CITY		
ENUMERATED WITH <i>Maup James</i>				
RELATIONSHIP TO ABOVE				
<input checked="" type="checkbox"/> SON	<input type="checkbox"/> NEPHEW	<input type="checkbox"/> STEPSON		
<input type="checkbox"/> DAUGHTER	<input type="checkbox"/> NIECE	<input type="checkbox"/> STEPDAUGHTER		
<input type="checkbox"/> BROTHER	<input type="checkbox"/> FATHER-IN-LAW	<input type="checkbox"/> COUSIN		
<input type="checkbox"/> SISTER	<input type="checkbox"/> MOTHER-IN-LAW	<input type="checkbox"/> HIRED MAN		
<input type="checkbox"/> FATHER	<input type="checkbox"/> SON-IN-LAW	<input type="checkbox"/> ROOMER		
<input type="checkbox"/> MOTHER	<input type="checkbox"/> DAUGHTER-IN-LAW	<input type="checkbox"/> SERVANT		
<input type="checkbox"/> GRANDSON	<input type="checkbox"/> BROTHER-IN-LAW	<input type="checkbox"/> OTHER (<i>Specify</i>)		
<input type="checkbox"/> GRANDDAUGHTER	<input type="checkbox"/> SISTER-IN-LAW			
<input type="checkbox"/> GRANDCHILD	<input type="checkbox"/> ORPHAN			

FORM 10 637
1910 CENSUS INDEX - INDIVIDUAL

U.S. DEPARTMENT OF COMMERCE
BUREAU OF THE CENSUS

			TEXAS	
W300	NAME OF INDIVIDUAL Wood Terressie C		E.D. 120-	SHEET 141
COLOR W	AGE 58	BIRTHPLACE Ga	VOL. 140	
COUNTY Van Zandt		CITY		
ENUMERATED WITH Pattie Joshua B				
RELATIONSHIP TO ABOVE				
<input type="checkbox"/> SON	<input type="checkbox"/> NEPHEW	<input type="checkbox"/> STEPSON		
<input type="checkbox"/> DAUGHTER	<input type="checkbox"/> NIECE	<input type="checkbox"/> STEPDAUGHTER		
<input type="checkbox"/> BROTHER	<input type="checkbox"/> FATHER-IN-LAW	<input type="checkbox"/> COUSIN		
<input type="checkbox"/> SISTER	<input checked="" type="checkbox"/> MOTHER-IN-LAW	<input type="checkbox"/> HIRED MAN		
<input type="checkbox"/> FATHER	<input type="checkbox"/> SON-IN-LAW	<input type="checkbox"/> ROOMER		
<input type="checkbox"/> MOTHER	<input type="checkbox"/> DAUGHTER-IN-LAW	<input type="checkbox"/> SERVANT		
<input type="checkbox"/> GRANDSON	<input type="checkbox"/> BROTHER-IN-LAW	<input type="checkbox"/> OTHER (Specify)		
<input type="checkbox"/> GRANDDAUGHTER	<input type="checkbox"/> SISTER-IN-LAW			
<input type="checkbox"/> GRANDCHILD	<input type="checkbox"/> ORPHAN			

FORM BC-627 (9-9-67)
FORMERLY 10-627

1910 CENSUS INDEX - INDIVIDUAL

U.S. DEPARTMENT OF COMMERCE
BUREAU OF THE CENSUS

TEXAS

W 300	HEAD OF FAMILY White Terrell		E.D. 52	SHEET 28B
COLOR -B-	AGE 38	BIRTHPLACE Ark	VOL. 49	
COUNTY Falls	CITY			
OTHER MEMBERS OF FAMILY				
NAME		RELATIONSHIP	AGE	BIRTHPLACE
Cissma		W	27	
Gaines		S	22	
Victoria		D L	25	
+ L B				

FORM 10-636
1910 CENSUS INDEX - FAMILY

U.S. DEPARTMENT OF COMMERCE
BUREAU OF THE CENSUS

TEXAS

W300		HEAD OF FAMILY		E.O.	SHEET
Witte		Teresa		193	180
COLOR	AGE	BIRTHPLACE		VOL.	
W	35			123	
COUNTY			CITY		
Victoria					
OTHER MEMBERS OF FAMILY					
NAME		RELATIONSHIP	AGE	BIRTHPLACE	
Lelia		D	13		
Medwin		D	11		
Frederick		D	10		
Hermine		D	7		
Ernest		D	5		
Antone		D	3		
Singer August		B	40		

FORM 10-636

1910 CENSUS INDEX - FAMILY

U.S. DEPARTMENT OF COMMERCE
BUREAU OF THE CENSUS

TEXAS

W 300		NAME OF INDIVIDUAL Woods Tennie		E.O. 158	SHEET 250
COLOR W	AGE 63	BIRTHPLACE Tenn		VOL. 727	
COUNTY Tarrant			CITY Arlington		
ENUMERATED WITH Purnell Fletcher					
RELATIONSHIP TO ABOVE					
<input type="checkbox"/> SON	<input type="checkbox"/> NEPHEW	<input type="checkbox"/> STEPSON			
<input type="checkbox"/> DAUGHTER	<input type="checkbox"/> NIECE	<input type="checkbox"/> STEPDAUGHTER			
<input type="checkbox"/> BROTHER	<input type="checkbox"/> FATHER-IN-LAW	<input type="checkbox"/> COUSIN			
<input type="checkbox"/> SISTER	<input checked="" type="checkbox"/> MOTHER-IN-LAW	<input type="checkbox"/> HIRED MAN			
<input type="checkbox"/> FATHER	<input type="checkbox"/> SON-IN-LAW	<input type="checkbox"/> ROOMER			
<input type="checkbox"/> MOTHER	<input type="checkbox"/> DAUGHTER-IN-LAW	<input type="checkbox"/> SERVANT			
<input type="checkbox"/> GRANDSON	<input type="checkbox"/> BROTHER-IN-LAW	<input type="checkbox"/> OTHER (Specify)			
<input type="checkbox"/> GRANDDAUGHTER	<input type="checkbox"/> SISTER-IN-LAW				
<input type="checkbox"/> GRANDCHILD	<input type="checkbox"/> ORPHAN				

FORM 10 637.
1910 CENSUS INDEX - INDIVIDUAL

U. S. DEPARTMENT OF COMMERCE
BUREAU OF THE CENSUS

TEXAS

W 300	HEAD OF FAMILY		E.O.	SHEET
	Wade, Tennessee W		168	100
COLOR	AGE	BIRTHPLACE	VOL.	
B	37		119	
COUNTY	San Augustine		CITY	
OTHER MEMBERS OF FAMILY				
NAME		RELATIONSHIP	AGE	BIRTHPLACE
Janie		W	34	
Katherine A		S	8	
Virgie B		D	7	
Rufus E		S	5	

FORM 10 636
1910 CENSUS INDEX - FAMILY

U.S. DEPARTMENT OF COMMERCE
BUREAU OF THE CENSUS

TEXAS

W300		NAME OF INDIVIDUAL W. Spatt Tennessee		E.D. 116	SHEET 148
COLOR - W	AGE 53	BIRTHPLACE Tenn		VOL. 79	
COUNTY Hunt		CITY Greenville			
ENUMERATED WITH - Freeman William					
RELATIONSHIP TO ABOVE					
<input type="checkbox"/> SON	<input type="checkbox"/> NEPHEW	<input type="checkbox"/> STEPSON			
<input type="checkbox"/> DAUGHTER	<input type="checkbox"/> NIECE	<input type="checkbox"/> STEPDAUGHTER			
<input type="checkbox"/> BROTHER	<input type="checkbox"/> FATHER-IN-LAW	<input type="checkbox"/> COUSIN			
<input type="checkbox"/> SISTER	<input checked="" type="checkbox"/> MOTHER-IN-LAW	<input type="checkbox"/> HIRED MAN			
<input type="checkbox"/> FATHER	<input type="checkbox"/> SON-IN-LAW	<input type="checkbox"/> ROOMER			
<input type="checkbox"/> MOTHER	<input type="checkbox"/> DAUGHTER-IN-LAW	<input type="checkbox"/> SERVANT			
<input type="checkbox"/> GRANDSON	<input type="checkbox"/> BROTHER-IN-LAW	<input type="checkbox"/> OTHER (Specify)			
<input type="checkbox"/> GRANDDAUGHTER	<input type="checkbox"/> SISTER-IN-LAW				
<input type="checkbox"/> GRANDCHILD	<input type="checkbox"/> ORPHAN				

FORM 10-637
1910 CENSUS INDEX - INDIVIDUAL

U. S. DEPARTMENT OF COMMERCE
BUREAU OF THE CENSUS

TEXAS

W 300	NAME OF INDIVIDUAL <i>Wood, Len H</i>		E.O. 3	SHEET 14
COLOR <i>W</i>	AGE 28	BIRTHPLACE	VOL. 5	
COUNTY <i>Bastrop</i>		CITY <i>Smithville</i>		
ENUMERATED WITH <i>Lowery, Jasper J.</i>				
RELATIONSHIP TO ABOVE				
<input type="checkbox"/> SON	<input type="checkbox"/> NEPHEW	<input type="checkbox"/> STEPSON		
<input type="checkbox"/> DAUGHTER	<input type="checkbox"/> NIECE	<input type="checkbox"/> STEPDAUGHTER		
<input type="checkbox"/> BROTHER	<input type="checkbox"/> FATHER-IN-LAW	<input type="checkbox"/> COUSIN		
<input type="checkbox"/> SISTER	<input type="checkbox"/> MOTHER-IN-LAW	<input type="checkbox"/> HIRED MAN		
<input type="checkbox"/> FATHER	<input type="checkbox"/> SON-IN-LAW	<input checked="" type="checkbox"/> ROOMER		
<input type="checkbox"/> MOTHER	<input type="checkbox"/> DAUGHTER-IN-LAW	<input type="checkbox"/> SERVANT		
<input type="checkbox"/> GRANDSON	<input type="checkbox"/> BROTHER-IN-LAW	<input type="checkbox"/> OTHER (Specify)		
<input type="checkbox"/> GRANDDAUGHTER	<input type="checkbox"/> SISTER-IN-LAW			
<input type="checkbox"/> GRANDCHILD	<input type="checkbox"/> ORPHAN			

FORM 10-637
1910 CENSUS INDEX - INDIVIDUAL

U.S. DEPARTMENT OF COMMERCE
BUREAU OF THE CENSUS

TEXAS

W300	NAME OF INDIVIDUAL <i>White Tenpie</i>		E.D. 3	SHEET 24
COLOR <i>Mex</i>	AGE 10	BIRTHPLACE	VOL. 5	
COUNTY -		<i>Bastrop.</i>	CITY <i>Smithville</i>	
ENUMERATED WITH <i>Smith, Jim</i>				
RELATIONSHIP TO ABOVE				
<input type="checkbox"/> SON	<input type="checkbox"/> NEPHEW	<input type="checkbox"/> STEPSON		
<input type="checkbox"/> DAUGHTER	<input type="checkbox"/> NIECE	<input type="checkbox"/> STEPDAUGHTER		
<input type="checkbox"/> BROTHER	<input type="checkbox"/> FATHER-IN-LAW	<input type="checkbox"/> COUSIN		
<input type="checkbox"/> SISTER	<input type="checkbox"/> MOTHER-IN-LAW	<input type="checkbox"/> HIRED MAN		
<input type="checkbox"/> FATHER	<input type="checkbox"/> SON-IN-LAW	<input type="checkbox"/> ROOMER		
<input type="checkbox"/> MOTHER	<input type="checkbox"/> DAUGHTER-IN-LAW	<input type="checkbox"/> SERVANT		
<input type="checkbox"/> GRANDSON	<input type="checkbox"/> BROTHER-IN-LAW	<input type="checkbox"/> OTHER (Specify)		
<input checked="" type="checkbox"/> GRANDDAUGHTER	<input type="checkbox"/> SISTER-IN-LAW			
<input type="checkbox"/> GRANDCHILD	<input type="checkbox"/> ORPHAN			

FORM 10-637
1910 CENSUS INDEX - INDIVIDUAL

U.S. DEPARTMENT OF COMMERCE
BUREAU OF THE CENSUS

TEXAS

W 300	HEAD OF FAMILY <i>Herde Thompson</i>		E.D. 269	SHEET 3
COLOR <i>W</i>	AGE <i>23</i>	BIRTHPLACE		VOL. <i>138</i>
COUNTY <i>-</i>	Young		CITY	
OTHER MEMBERS OF FAMILY				
NAME		RELATIONSHIP	AGE	BIRTHPLACE
<i>Jerome</i>		<i>S</i>	<i>23</i>	
<i>Bryan</i>		<i>-</i>	<i>19</i>	
<i>Zora</i>		<i>0</i>	<i>16</i>	
<i>Richard</i>		<i>S</i>	<i>13</i>	

FORM 10-636
1910 CENSUS INDEX - FAMILY

U. S. DEPARTMENT OF COMMERCE
BUREAU OF THE CENSUS

TEXAS

HEAD OF FAMILY		W. H. L. Telman B		E.O.	SHEET
COLOR	AGE	BIRTHPLACE	VOL.		
W	65		6		
COUNTY	Brazos		CITY		
OTHER MEMBERS OF FAMILY					
NAME		RELATIONSHIP	AGE	BIRTHPLACE	
Laura		W	62		
Laura		D	23		
Doris Belle		D	32		

FORM 10 636
1910^UCENSUS INDEX - FAMILY

U.S. DEPARTMENT OF COMMERCE
BUREAU OF THE CENSUS

TEXAS

4300	NAME OF INDIVIDUAL <i>White, Nellie</i>		E.O. 134	SHEET 8
COLOR <i>W</i>	AGE <i>43</i>	BIRTHPLACE <i>Mo.</i>	VOL. <i>25</i>	
COUNTY Coleman		CITY		
ENUMERATED WITH <i>McKee, James</i>				
RELATIONSHIP TO ABOVE				
<input type="checkbox"/> SON	<input type="checkbox"/> NEPHEW	<input type="checkbox"/> STEPSON		
<input checked="" type="checkbox"/> DAUGHTER	<input type="checkbox"/> NIECE	<input type="checkbox"/> STEPDAUGHTER		
<input type="checkbox"/> BROTHER	<input type="checkbox"/> FATHER-IN-LAW	<input type="checkbox"/> COUSIN		
<input type="checkbox"/> SISTER	<input type="checkbox"/> MOTHER-IN-LAW	<input type="checkbox"/> HIRED MAN		
<input type="checkbox"/> FATHER	<input type="checkbox"/> SON-IN-LAW	<input type="checkbox"/> ROOMER		
<input type="checkbox"/> MOTHER	<input type="checkbox"/> DAUGHTER-IN-LAW	<input type="checkbox"/> SERVANT		
<input type="checkbox"/> GRANDSON	<input type="checkbox"/> BROTHER-IN-LAW	<input type="checkbox"/> OTHER (Specify)		
<input type="checkbox"/> GRANDDAUGHTER	<input type="checkbox"/> SISTER-IN-LAW			
<input type="checkbox"/> GRANDCHILD	<input type="checkbox"/> ORPHAN			

FORM 10-27

1910 CENSUS INDEX - INDIVIDUAL

U. S. DEPARTMENT OF COMMERCE
BUREAU OF THE CENSUS

TEXAS

10300		NAME OF INDIVIDUAL Wade - Tuder		E.D.	SHEET
COLOR -1	AGE 3	BIRTHPLACE		VOL.	56 33 92
COUNTY Lee			CITY		
ENUMERATED WITH Johnson Levy					
RELATIONSHIP TO ABOVE					
<input type="checkbox"/> SON	<input type="checkbox"/> NEPHEW	<input type="checkbox"/> STEPSON			
<input type="checkbox"/> DAUGHTER	<input type="checkbox"/> NIECE	<input type="checkbox"/> STEPDAUGHTER			
<input type="checkbox"/> BROTHER	<input type="checkbox"/> FATHER-IN-LAW	<input type="checkbox"/> COUSIN			
<input type="checkbox"/> SISTER	<input type="checkbox"/> MOTHER-IN-LAW	<input type="checkbox"/> HIRED MAN			
<input type="checkbox"/> FATHER	<input type="checkbox"/> SON-IN-LAW	<input type="checkbox"/> ROOMER			
<input type="checkbox"/> MOTHER	<input type="checkbox"/> DAUGHTER-IN-LAW	<input type="checkbox"/> SERVANT			
<input type="checkbox"/> GRANDSON	<input type="checkbox"/> BROTHER-IN-LAW	<input type="checkbox"/> OTHER (Specify)			
<input checked="" type="checkbox"/> GRANDDAUGHTER	<input type="checkbox"/> SISTER-IN-LAW				
<input type="checkbox"/> GRANDCHILD	<input type="checkbox"/> ORPHAN				

FORM 10 637
1910 CENSUS INDEX - INDIVIDUAL

U. S. DEPARTMENT OF COMMERCE
BUREAU OF THE CENSUS

TEXAS

W 300		NAME OF INDIVIDUAL <i>White, Leirine</i>		E.D. 229	SHEET 126
COLOR <i>W</i>	AGE <i>55</i>	BIRTHPLACE		VOL. <i>123</i>	
COUNTY <i>Scurry</i>			CITY		
ENUMERATED WITH <i>Hays, S.D.</i>					
RELATIONSHIP TO ABOVE					
<input type="checkbox"/> SON	<input type="checkbox"/> NEPHEW	<input type="checkbox"/> STEPSON			
<input type="checkbox"/> DAUGHTER	<input type="checkbox"/> NIECE	<input type="checkbox"/> STEPDAUGHTER			
<input type="checkbox"/> BROTHER	<input type="checkbox"/> FATHER-IN-LAW	<input type="checkbox"/> COUSIN			
<input type="checkbox"/> SISTER	<input type="checkbox"/> MOTHER-IN-LAW	<input type="checkbox"/> HIRED MAN			
<input type="checkbox"/> FATHER	<input type="checkbox"/> SON-IN-LAW	<input type="checkbox"/> ROOMER			
<input checked="" type="checkbox"/> MOTHER	<input type="checkbox"/> DAUGHTER-IN-LAW	<input type="checkbox"/> SERVANT			
<input type="checkbox"/> GRANDSON	<input type="checkbox"/> BROTHER-IN-LAW	<input type="checkbox"/> OTHER (<i>Specify</i>)			
<input type="checkbox"/> GRANDDAUGHTER	<input type="checkbox"/> SISTER-IN-LAW				
<input type="checkbox"/> GRANDCHILD	<input type="checkbox"/> ORPHAN				

FORM 10-637 (8-18-62)

1910 CENSUS INDEX - INDIVIDUAL

U.S. DEPARTMENT OF COMMERCE
BUREAU OF THE CENSUS

9 GPO : 1962 O-641423

TEXAS

W300	NAME OF INDIVIDUAL White Teddy		E.D. 55	SHEET 208
COLOR - W	AGE 4	BIRTHPLACE	VOL. 102	
COUNTY Milam		CITY		
ENUMERATED WITH Mr Cullack M H				
RELATIONSHIP TO ABOVE				
<input type="checkbox"/> SON	<input type="checkbox"/> NEPHEW	<input type="checkbox"/> STEPSON		
<input type="checkbox"/> DAUGHTER	<input type="checkbox"/> NIECE	<input type="checkbox"/> STEPDAUGHTER		
<input type="checkbox"/> BROTHER	<input type="checkbox"/> FATHER-IN-LAW	<input type="checkbox"/> COUSIN		
<input type="checkbox"/> SISTER	<input type="checkbox"/> MOTHER-IN-LAW	<input type="checkbox"/> HIRED MAN		
<input type="checkbox"/> FATHER	<input type="checkbox"/> SON-IN-LAW	<input type="checkbox"/> ROOMER		
<input type="checkbox"/> MOTHER	<input type="checkbox"/> DAUGHTER-IN-LAW	<input type="checkbox"/> SERVANT		
<input type="checkbox"/> GRANDSON	<input type="checkbox"/> BROTHER-IN-LAW	<input type="checkbox"/> OTHER (Specify)		
<input type="checkbox"/> GRANDDAUGHTER	<input type="checkbox"/> SISTER-IN-LAW			
<input type="checkbox"/> GRANDCHILD	<input type="checkbox"/> ORPHAN			

FORM 10-637

1910 CENSUS INDEX - INDIVIDUAL

U S DEPARTMENT OF COMMERCE
BUREAU OF THE CENSUS

TEXAS

61302		NAME OF INDIVIDUAL <i>Wheat Ted</i>		E.D. <i>3</i>	SHEET <i>13</i>
COLOR <i>W</i>	AGE <i>3</i>	BIRTHPLACE		VOL. <i>2</i>	
COUNTY		Angelina	CITY <i>Lufkin</i>		
ENUMERATED WITH <i>Howard John</i>					
RELATIONSHIP TO ABOVE					
<input checked="" type="checkbox"/> SON	<input type="checkbox"/> NEPHEW	<input type="checkbox"/> STEPSON			
<input type="checkbox"/> DAUGHTER	<input type="checkbox"/> NIECE	<input type="checkbox"/> STEPDAUGHTER			
<input type="checkbox"/> BROTHER	<input type="checkbox"/> FATHER-IN-LAW	<input type="checkbox"/> COUSIN			
<input type="checkbox"/> SISTER	<input type="checkbox"/> MOTHER-IN-LAW	<input type="checkbox"/> HIRED MAN			
<input type="checkbox"/> FATHER	<input type="checkbox"/> SON-IN-LAW	<input type="checkbox"/> ROOMER			
<input type="checkbox"/> MOTHER	<input type="checkbox"/> DAUGHTER-IN-LAW	<input type="checkbox"/> SERVANT			
<input type="checkbox"/> GRANDSON	<input type="checkbox"/> BROTHER-IN-LAW	<input type="checkbox"/> OTHER (Specify)			
<input type="checkbox"/> GRANDDAUGHTER	<input type="checkbox"/> SISTER-IN-LAW				
<input type="checkbox"/> GRANDCHILD	<input type="checkbox"/> ORPHAN				

FORM 10 637
1910 CENSUS INDEX - INDIVIDUAL

U.S. DEPARTMENT OF COMMERCE
BUREAU OF THE CENSUS

TEXAS

60388	HEAD OF FAMILY		White Taylor		E.O.	SHEET
COLOR	AGE	BIRTHPLACE			26	13
	W	55			VOL.	
COUNTY	Chambers			CITY	21	
OTHER MEMBERS OF FAMILY						
NAME		RELATIONSHIP	AGE	BIRTHPLACE		
J. J.		W	44			
Kyle		S	18			
John		S	15			
Roy		S	8			
Miss E. J.		FL	78	La		
and 1 Bo						
and 2 Serv 1 Corp						

FORM 10-636
1910 CENSUS INDEX - FAMILY

U. S. DEPARTMENT OF COMMERCE
BUREAU OF THE CENSUS

TEXAS

W. 300	NAME OF INDIVIDUAL <i>White Fessie</i>		E.D.	SHEET
COLOR <i>B</i>	AGE <i>16</i>	BIRTHPLACE	<i>165</i>	<i>1</i>
COUNTY	CITY <i>Walker</i>		VOL <i>141</i>	<i>Walker</i>
ENUMERATED WITH <i>Roemer Joe</i>				
RELATIONSHIP TO ABOVE				
<input type="checkbox"/> SON	<input type="checkbox"/> NEPHEW	<input type="checkbox"/> STEPSON		
<input type="checkbox"/> DAUGHTER	<input type="checkbox"/> NIECE	<input type="checkbox"/> STEPDAUGHTER		
<input type="checkbox"/> BROTHER	<input type="checkbox"/> FATHER-IN-LAW	<input type="checkbox"/> COUSIN		
<input type="checkbox"/> SISTER	<input type="checkbox"/> MOTHER-IN-LAW	<input type="checkbox"/> HIRED MAN		
<input type="checkbox"/> FATHER	<input type="checkbox"/> SON-IN-LAW	<input type="checkbox"/> ROOMER		
<input type="checkbox"/> MOTHER	<input type="checkbox"/> DAUGHTER-IN-LAW	<input type="checkbox"/> SERVANT		
<input type="checkbox"/> GRANDSON	<input type="checkbox"/> BROTHER-IN-LAW	<input type="checkbox"/> OTHER (Specify)		
<input type="checkbox"/> GRANDDAUGHTER	<input type="checkbox"/> SISTER-IN-LAW			
<input type="checkbox"/> GRANDCHILD	<input type="checkbox"/> ORPHAN			

FORM BC-627 (5-5-67)
FORMERLY 10-637

1910 CENSUS INDEX - INDIVIDUAL

U. S. DEPARTMENT OF COMMERCE
BUREAU OF THE CENSUS

TEXAS

W300	HEAD OF FAMILY		White Tarpely A.		E.D.	SHEET
COLOR W	AGE 50	BIRTHPLACE La.			7	10
COUNTY	-Bosque		CITY		VOL.	14
OTHER MEMBERS OF FAMILY						
NAME		RELATIONSHIP	AGE	BIRTHPLACE		
Alice V.		W	45			
Myrtle E.		D	19			
Gladice M.		D	17			
Gracie May		D	12			

FORM 10 636
1910 CENSUS INDEX - FAMILY

U. S. DEPARTMENT OF COMMERCE
BUREAU OF THE CENSUS

TEXAS

W300		HEAD OF FAMILY		E.D.		SHEET	
COLOR		AGE		BIRTHPLACE		VOL.	
W		27		White Dalton G		63 96	
COUNTY				CITY			
OTHER MEMBERS OF FAMILY							
NAME		RELATIONSHIP	AGE	BIRTHPLACE			
Laura D		W	73				
Ruby B		D	1				

FORM 10.636
 1910 CENSUS INDEX - FAMILY

U.S. DEPARTMENT OF COMMERCE
 BUREAU OF THE CENSUS

TEXAS

1030	HEAD OF FAMILY		Wood, Talmadge		E.D.	SHEET
COLOR	AGE	BIRTHPLACE			274	354
W	25				VOL.	
COUNTY	Young		CITY		138	
OTHER MEMBERS OF FAMILY						
NAME		RELATIONSHIP	AGE	BIRTHPLACE		
- 1 Rosa		W	19	Ill		
47 80						

TEXAS

100300	HEAD OF FAMILY		W. L. Taylor		E.D.	SHEET
COLOR	AGE	BIRTHPLACE		VOL.		
B	25			135		
COUNTY	Tyler			CITY		
OTHER MEMBERS OF FAMILY						
NAME		RELATIONSHIP	AGE	BIRTHPLACE		
W. L. Taylor		W	25			

FORM 10 636
1910 CENSUS INDEX - FAMILY

U.S. DEPARTMENT OF COMMERCE
BUREAU OF THE CENSUS

TEXAS

- W 300		HEAD OF FAMILY		Wood "Ardle"		E.D.	SHEET
COLOR	B	AGE	27	BIRTHPLACE		49	218
COUNTY	Falls			CITY		VOL.	49
OTHER MEMBERS OF FAMILY							
NAME		RELATIONSHIP	AGE	BIRTHPLACE			
Eddy		W.	29				
Ardle		S	1				
Pabe		S	2/2				

FORM 10-636

1910 CENSUS INDEX - FAMILY

U.S. DEPARTMENT OF COMMERCE
BUREAU OF THE CENSUS

TEXAS

W 300 -	NAME OF INDIVIDUAL <i>White, Tabboo</i>		E.O. 43	SHEET 139
COLOR B	AGE N.R.	BIRTHPLACE <i>Miss.</i>	VOL. 8	X
COUNTY Bexar	CITY San Antonio			
ENUMERATED WITH <i>Spencer Charles</i>				
RELATIONSHIP TO ABOVE				
<input type="checkbox"/> SON	<input type="checkbox"/> NEPHEW	<input type="checkbox"/> STEPSON		
<input type="checkbox"/> DAUGHTER	<input type="checkbox"/> NIECE	<input type="checkbox"/> STEPDAUGHTER		
<input type="checkbox"/> BROTHER	<input type="checkbox"/> FATHER-IN-LAW	<input type="checkbox"/> COUSIN		
<input type="checkbox"/> SISTER	<input type="checkbox"/> MOTHER-IN-LAW	<input type="checkbox"/> HIRED MAN		
<input type="checkbox"/> FATHER	<input type="checkbox"/> SON-IN-LAW	<input type="checkbox"/> ROOMER		
<input checked="" type="checkbox"/> MOTHER	<input type="checkbox"/> DAUGHTER-IN-LAW	<input type="checkbox"/> SERVANT		
<input type="checkbox"/> GRANDSON	<input type="checkbox"/> BROTHER-IN-LAW	<input type="checkbox"/> OTHER (Specify)		
<input type="checkbox"/> GRANDDAUGHTER	<input type="checkbox"/> SISTER-IN-LAW			
<input type="checkbox"/> GRANDCHILD	<input type="checkbox"/> ORPHAN			

FORM 10 637
1910 CENSUS INDEX - INDIVIDUAL

U. S. DEPARTMENT OF COMMERCE
BUREAU OF THE CENSUS

TEXAS

6300		HEAD OF FAMILY		E.D.	SHEET
COLOR	AGE	BIRTHPLACE		122	3
W	70	Coloman		VOL.	25
COUNTY		CITY		Coloman	
OTHER MEMBERS OF FAMILY					
NAME		RELATIONSHIP	AGE	BIRTHPLACE	
Mary W		W	59	Miss	
William		S	21		

FORM 10-636
1910 CENSUS INDEX - FAMILY

U. S. DEPARTMENT OF COMMERCE
BUREAU OF THE CENSUS

TEXAS

W 300		HEAD OF FAMILY		Wood, T.S.		E.D.	SHEET
COLOR	W-	AGE	38	BIRTHPLACE	La.	134	295
COUNTY				Hunt		VOL.	80
				CITY		Linn	
OTHER MEMBERS OF FAMILY							
		NAME	RELATIONSHIP	AGE	BIRTHPLACE		
		Louisa	W	34	Ky		
		Joel	S	15			
		John	S	14			
		General	S	12			
		Pearl	D	10			
		Wesley	S	8			
		Walter	S	5			

FORM 10-636A

1910 CENSUS INDEX - INDIVIDUAL

U.S. DEPARTMENT OF COMMERCE
BUREAU OF THE CENSUS

TEXAS

W300		HEAD OF FAMILY		W. White; T. S.		E.D.	SHEET
COLOR	W	AGE	64	BIRTHPLACE	Louis	131	22
COUNTY	Uvalde			CITY		VOL.	134
OTHER MEMBERS OF FAMILY							
NAME		RELATIONSHIP	AGE	BIRTHPLACE			
I. E. Mc		W	74	Ky			
Hans, T. F.		GS	22				

FORM 10 636
1910 CENSUS INDEX - FAMILY

U S DEPARTMENT OF COMMERCE
BUREAU OF THE CENSUS

TEXAS

W300		HEAD OF FAMILY		E.O.	SHEET
W		Wood, T. R.		172	137
COLOR	AGE	BIRTHPLACE		VOL.	
W	50			92	
COUNTY	Lampasas			CITY	
OTHER MEMBERS OF FAMILY -					
NAME		RELATIONSHIP	AGE	BIRTHPLACE	
Oliver		S	16		
Habeet		S	12		
Maudie		D	14		
Westley		S	8		

FORM 10-636

1910 CENSUS INDEX - FAMILY

U. S. DEPARTMENT OF COMMERCE
BUREAU OF THE CENSUS

TEXAS

W300	HEAD OF FAMILY Wade, J. J.		E.D. 45	SHEET 59
COLOR W	AGE 51	BIRTHPLACE Miss.	VOL. 121	
COUNTY	Rusk		CITY	
OTHER MEMBERS OF FAMILY				
NAME		RELATIONSHIP	AGE	BIRTHPLACE
Allie		W	43	Miss
Maudie		D	23	1
Allie		D	20	
Linwood		S	18	
Earnest		S	16	
Carrie		D	12	
Ressie		S	9	

FORM 10 638
1910 CENSUS INDEX - FAMILY

U S DEPARTMENT OF COMMERCE
BUREAU OF THE CENSUS

TEXAS

u1300	HEAD OF FAMILY Wood J. P.		E.D. 112	SHEET 35
COLOR - W	AGE 53	BIRTHPLACE Ga	VOL. 79	
COUNTY Hunt		CITY Greenville		
OTHER MEMBERS OF FAMILY				
NAME		RELATION- SHIP	AGE	BIRTHPLACE
1. Alice		W	48	

FORM 10 636

1910 CENSUS INDEX - FAMILY

U. S. DEPARTMENT OF COMMERCE
BUREAU OF THE CENSUS

TEXAS

20306	HEAD OF FAMILY Wood J.P.		E.D. 201	SHEET 1
COLOR W	AGE 33	BIRTHPLACE	VOL. 100	
COUNTY Mason		CITY		
OTHER MEMBERS OF FAMILY				
NAME		RELATIONSHIP	AGE	BIRTHPLACE
Ella		W	33	
Mary		D	2	
T.P. O.		S	8/12	
Johnson, M. E. H.		M.L.	66	
O. B.				

FORM 10 636
1910 CENSUS INDEX - FAMILYU. S. DEPARTMENT OF COMMERCE
BUREAU OF THE CENSUS

TEXAS

W300	NAME OF INDIVIDUAL <i>W. D. ... T. O.</i>		E.O. 143	SHEET 101A
COLOR <i>W</i>	AGE <i>2</i>	BIRTHPLACE <i>Calif.</i>	VOL. <i>46</i>	
COUNTY		CITY		
ENUMERATED WITH <i>Ellis</i>				
RELATIONSHIP TO ABOVE <i>Smith, James E.</i>				
<input type="checkbox"/> SON	<input type="checkbox"/> NEPHEW	<input type="checkbox"/> STEPSON		
<input type="checkbox"/> DAUGHTER	<input type="checkbox"/> NIECE	<input type="checkbox"/> STEPDAUGHTER		
<input type="checkbox"/> BROTHER	<input type="checkbox"/> FATHER-IN-LAW	<input type="checkbox"/> COUSIN		
<input type="checkbox"/> SISTER	<input type="checkbox"/> MOTHER-IN-LAW	<input type="checkbox"/> HIRED MAN		
<input type="checkbox"/> FATHER	<input type="checkbox"/> SON-IN-LAW	<input type="checkbox"/> ROOMER		
<input type="checkbox"/> MOTHER	<input type="checkbox"/> DAUGHTER-IN-LAW	<input type="checkbox"/> SERVANT		
<input type="checkbox"/> GRANDSON	<input type="checkbox"/> BROTHER-IN-LAW	<input type="checkbox"/> OTHER (Specify)		
<input type="checkbox"/> GRANDDAUGHTER	<input type="checkbox"/> SISTER-IN-LAW			
<input type="checkbox"/> GRANDCHILD	<input type="checkbox"/> ORPHAN			

FORM 10-637
1910 CENSUS INDEX - INDIVIDUAL

U.S. DEPARTMENT OF COMMERCE
BUREAU OF THE CENSUS

TEXAS

1. 200.	HEAD OF FAMILY Wade J. N.		E.D. 45	SHEET 86
COLOR - W	AGE 30	BIRTHPLACE Miss	VOL. 121	
COUNTY Rusk	CITY			
OTHER MEMBERS OF FAMILY				
NAME		RELATIONSHIP	AGE	BIRTHPLACE
Ella		W	27	
Lina		D	8	
Linda		S	5	
Mollie		D	3	
Pina		D	1 1/2	

FORM 10 636
1910 CENSUS INDEX - FAMILY

U.S. DEPARTMENT OF COMMERCE
BUREAU OF THE CENSUS

TEXAS

W300	HEAD OF FAMILY <i>White J. M.</i>		E.D. <i>84</i>	SHEET <i>58</i>
COLOR <i>W</i>	AGE <i>44</i>	BIRTHPLACE <i>Miss</i>	VOL. <i>90</i>	
COUNTY <i>Lamar</i>	CITY <i>Paris</i>			
OTHER MEMBERS OF FAMILY				
NAME		RELATIONSHIP	AGE	BIRTHPLACE
<i>Lena M</i>		<i>W</i>	<i>32</i>	
<i>Jimmie May</i>		<i>D</i>	<i>1</i>	
<i>Jack Mathie B</i>		<i>W</i>	<i>9</i>	

FORM 10-636
1910 CENSUS INDEX - FAMILY

U. S. DEPARTMENT OF COMMERCE
BUREAU OF THE CENSUS

TEXAS

W-50		HEAD OF FAMILY		White JH		E.D.	SHEET
W		AGE	BIRTHPLACE	Cirk		237	145
COUNTY		Wichita		CITY		141	
				Fallst			
OTHER MEMBERS OF FAMILY							
NAME		RELATIONSHIP	AGE	BIRTHPLACE			
Lennie		W	37				
Eva		S	11				
Horrace		S	8				
Lola		D	3				

FORM 10-536
1910 CENSUS INDEX - FAMILY

U S DEPARTMENT OF COMMERCE
BUREAU OF THE CENSUS

TEXAS

W300	HEAD OF FAMILY Wood J. N.		E.D.	SHEET
COLOR W	AGE 24	BIRTHPLACE	10315	
COUNTY	Dallas		VOL.	36
CITY				
OTHER MEMBERS OF FAMILY				
NAME		RELATIONSHIP	AGE	BIRTHPLACE
Ola S.		W	23	
Mason E.		S	2	
(not Reported)		D	3 1/2	
and 1 Ro				

FORM 10 636

1910 CENSUS INDEX - FAMILY

U.S. DEPARTMENT OF COMMERCE
BUREAU OF THE CENSUS

TEXAS

W302		HEAD OF FAMILY				E. N.		SHEET	
COLOR		AGE		BIRTHPLACE		709		24	
COUNTY		Hunt		CITY		VOL.		79	
OTHER MEMBERS OF FAMILY									
NAME		RELATIONSHIP		AGE		BIRTHPLACE			
L. G.		W		35		OKLA			
Lillian		D		11					
L. G.		S		3					

FORM 10 636
 1910 CENSUS INDEX - FAMILY

U. S. DEPARTMENT OF COMMERCE
 BUREAU OF THE CENSUS

TEXAS

W 300-	HEAD OF FAMILY - <i>Ward T. M</i>		E. C. <i>84</i>	SHEET <i>319</i>
COLOR <i>W</i>	AGE <i>60</i>	BIRTHPLACE <i>Ohio</i>	VOL. <i>61</i>	
COUNTY	Grayson		CITY <i>Grayson</i>	
OTHER MEMBERS OF FAMILY				
NAME		RELATIONSHIP	AGE	BIRTHPLACE
<i>Viola</i>		<i>W</i>	<i>52</i>	<i>Ohio</i>

FORM 10-636
1910 CENSUS INDEX - FAMILY

U.S. DEPARTMENT OF COMMERCE
BUREAU OF THE CENSUS

TEXAS

10300		HEAD OF FAMILY Wood		12		E.D.	SHEET
COLOR	W	AGE	47	BIRTHPLACE	NY	31	18
COUNTY	Collin			CITY		VOL.	27
OTHER MEMBERS OF FAMILY							
NAME		RELATIONSHIP	AGE	BIRTHPLACE			
Raymond		S	16				
Glen		S	13				
Frank		S	10				
Julia		D	8				

FORM 10-636
1910 CENSUS INDEX - FAMILY

U.S. DEPARTMENT OF COMMERCE
BUREAU OF THE CENSUS

TEXAS

W 300	HEAD OF FAMILY Wheat T. G.		E.D. 41	SHEET 375
COLOR W	AGE 65	BIRTHPLACE Ga.	VOL. 42	
COUNTY Fannin		CITY		
OTHER MEMBERS OF FAMILY				
NAME		RELATION- SHIP	AGE	BIRTHPLACE
Sallie		W	28	Ga.
Marie		D.	2	
Ezra Martha		S.	68	Ga.
4 / HH				
- 4 / Bo				

FORM 10-636
1910 CENSUS INDEX - FAMILY

U. S. DEPARTMENT OF COMMERCE
BUREAU OF THE CENSUS

TEXAS

W300	HEAD OF FAMILY <i>Wood J J</i>		E.D. <i>15</i>	SHEET <i>15</i>
COLOR <i>W</i>	AGE <i>24</i>	BIRTHPLACE <i>Ala</i>	VOL. <i>29</i>	
COUNTY <i>Comanche</i>	CITY			
OTHER MEMBERS OF FAMILY				
NAME		RELATIONSHIP	AGE	BIRTHPLACE
<i>Ann</i>		<i>W</i>	<i>21</i>	

FORM 10-636
1910 CENSUS INDEX - FAMILY

U. S. DEPARTMENT OF COMMERCE
BUREAU OF THE CENSUS

LU300

TEXAS

6900		HEAD OF FAMILY		E.D.	SHEET
		White, T. J.		24	10
COLOR	AGE	BIRTHPLACE		VOL.	
	45	Illinois		24	
COUNTY			CITY		
			Coke		
OTHER MEMBERS OF FAMILY					
NAME		RELATIONSHIP	AGE	BIRTHPLACE	
Lillian		Wife	46	Ill	
Lillian		Daughter	17		
John W.		Son	14		
Lila		Daughter	12		
Lillian		Daughter	8		
Henry		Son	4		
Maudie		Daughter	2		

TEXAS

D. 302		HEAD OF FAMILY		E.D.		SHEET	
Wood		T J		20		29	
COLOR	AGE	BIRTHPLACE		VOL.			
W	53	Mo		21			
COUNTY				CITY			
Camp							
OTHER MEMBERS OF FAMILY							
NAME		RELATIONSHIP	AGE	BIRTHPLACE			
Georgia		W	49	Mo			

FORM 10-636
1910 CENSUS INDEX - FAMILY

U.S. DEPARTMENT OF COMMERCE
BUREAU OF THE CENSUS

TEXAS

W300	HEAD OF FAMILY		E.D.	SHEET
	Ward, T J		5	9
COLOR	AGE	BIRTHPLACE	VOL.	
W	65	Mo	14	
COUNTY	CITY			
	Bosque			
OTHER MEMBERS OF FAMILY				
	NAME	RELATIONSHIP	AGE	BIRTHPLACE
	J T	VI	50	Texas
	M	S	21	Ark.

FORM 10-636
1910 CENSUS INDEX - FAMILY

U.S. DEPARTMENT OF COMMERCE
BUREAU OF THE CENSUS

TEXAS

W 300	NAME OF INDIVIDUAL Wood T. F.		E.O. 58	SHEET 486
COLOR W	AGE 26	BIRTHPLACE T. F.	VOL. 35	
COUNTY Dallas		CITY Dallas		
ENUMERATED WITH No head shown				
RELATIONSHIP TO ABOVE				
<input type="checkbox"/> SON	<input type="checkbox"/> NEPHEW	<input type="checkbox"/> STEPSON		
<input type="checkbox"/> DAUGHTER	<input type="checkbox"/> NIECE	<input type="checkbox"/> STEPDAUGHTER		
<input type="checkbox"/> BROTHER	<input type="checkbox"/> FATHER-IN-LAW	<input type="checkbox"/> COUSIN		
<input type="checkbox"/> SISTER	<input type="checkbox"/> MOTHER-IN-LAW	<input type="checkbox"/> HIRED MAN		
<input type="checkbox"/> FATHER	<input type="checkbox"/> SON-IN-LAW	<input checked="" type="checkbox"/> ROOMER		
<input type="checkbox"/> MOTHER	<input type="checkbox"/> DAUGHTER-IN-LAW	<input type="checkbox"/> SERVANT		
<input type="checkbox"/> GRANDSON	<input type="checkbox"/> BROTHER-IN-LAW	<input type="checkbox"/> OTHER (Specify)		
<input type="checkbox"/> GRANDDAUGHTER	<input type="checkbox"/> SISTER-IN-LAW			
<input type="checkbox"/> GRANDCHILD	<input type="checkbox"/> ORPHAN			

FORM 10 637
1910 CENSUS INDEX - INDIVIDUAL

U S DEPARTMENT OF COMMERCE
BUREAU OF THE CENSUS

TEXAS

W. 341	HEAD OF FAMILY		White J F	E.D.	SHEET
COLOR	AGE	BIRTHPLACE		130	120
	W 29	1		VOL.	143
COUNTY			Johnson	CITY	
OTHER MEMBERS OF FAMILY					
NAME		RELATIONSHIP	AGE	BIRTHPLACE	
Vera		W	29		
Leda		Ad. W.	1/2		
and 1 se		se			

FORM 10 636
1910 CENSUS INDEX - FAMILY

U. S. DEPARTMENT OF COMMERCE
BUREAU OF THE CENSUS

TEXAS

W B. ...		HEAD OF FAMILY		Wood T-7		E.O.	SHEET
101		24					
COLOR	AGE	BIRTHPLACE		VOL.		68	
W	28	Tenn					
COUNTY				CITY			
-Harris-				Houston			
OTHER MEMBERS OF FAMILY							
NAME		RELATIONSHIP	AGE	BIRTHPLACE			
Hattie		W	26				
Hanschel		S	5				
Eva Mae		D	1				

FORM 10 636
1910 CENSUS INDEX - FAMILY

U. S. DEPARTMENT OF COMMERCE
BUREAU OF THE CENSUS

TEXAS

W300		NAME OF INDIVIDUAL <i>White, T. F.</i>		E.D. <i>24</i>	SHEET <i>3</i>
COLOR <i>W</i>	AGE <i>45</i>	BIRTHPLACE		VOL. <i>24</i>	
COUNTY			CITY		
<i>Coke</i>					
ENUMERATED WITH <i>Larking D.</i>					
RELATIONSHIP TO ABOVE					
<input type="checkbox"/> SON	<input type="checkbox"/> NEPHEW	<input type="checkbox"/> STEPSON			
<input type="checkbox"/> DAUGHTER	<input type="checkbox"/> NIECE	<input type="checkbox"/> STEPDAUGHTER			
<input type="checkbox"/> BROTHER	<input type="checkbox"/> FATHER-IN-LAW	<input type="checkbox"/> COUSIN			
<input checked="" type="checkbox"/> SISTER	<input type="checkbox"/> MOTHER-IN-LAW	<input type="checkbox"/> HIRED MAN			
<input type="checkbox"/> FATHER	<input type="checkbox"/> SON-IN-LAW	<input type="checkbox"/> ROOMER			
<input type="checkbox"/> MOTHER	<input type="checkbox"/> DAUGHTER-IN-LAW	<input type="checkbox"/> SERVANT			
<input type="checkbox"/> GRANDSON	<input type="checkbox"/> BROTHER-IN-LAW	<input type="checkbox"/> OTHER (Specify)			
<input type="checkbox"/> GRANDDAUGHTER	<input type="checkbox"/> SISTER-IN-LAW				
<input type="checkbox"/> GRANDCHILD	<input type="checkbox"/> ORPHAN				

FORM 10-637
1910 CENSUS INDEX - INDIVIDUAL

U.S. DEPARTMENT OF COMMERCE
BUREAU OF THE CENSUS

TEXAS

W0300	NAME OF INDIVIDUAL <i>W Whitefield T. F.</i>		E. D. 112	SHEET 103
COLOR <i>W</i>	AGE 9	BIRTHPLACE	VOL. 46	
COUNTY <i>Ellis</i>		CITY		
ENUMERATED WITH <i>W Whitefield W. B.</i>				
RELATIONSHIP TO ABOVE				
<input type="checkbox"/> SON	<input checked="" type="checkbox"/> NEPHEW	<input type="checkbox"/> STEPSON		
<input type="checkbox"/> DAUGHTER	<input type="checkbox"/> NIECE	<input type="checkbox"/> STEPDAUGHTER		
<input type="checkbox"/> BROTHER	<input type="checkbox"/> FATHER-IN-LAW	<input type="checkbox"/> COUSIN		
<input type="checkbox"/> SISTER	<input type="checkbox"/> MOTHER-IN-LAW	<input type="checkbox"/> HIRED MAN		
<input type="checkbox"/> FATHER	<input type="checkbox"/> SON-IN-LAW	<input type="checkbox"/> ROOMER		
<input type="checkbox"/> MOTHER	<input type="checkbox"/> DAUGHTER-IN-LAW	<input type="checkbox"/> SERVANT		
<input type="checkbox"/> GRANDSON	<input type="checkbox"/> BROTHER-IN-LAW	<input type="checkbox"/> OTHER (Specify)		
<input type="checkbox"/> GRANDDAUGHTER	<input type="checkbox"/> SISTER-IN-LAW			
<input type="checkbox"/> GRANDCHILD	<input type="checkbox"/> ORPHAN			

FORM 10-637
1910 CENSUS INDEX - INDIVIDUAL

U. S. DEPARTMENT OF COMMERCE
BUREAU OF THE CENSUS

TEXAS

W 300	HEAD OF FAMILY		E.D. #1	SHEET
COLOR W	AGE 35	BIRTHPLACE		25
COUNTY	CITY		VOL.	
	Austin			
OTHER MEMBERS OF FAMILY				
NAME	RELATIONSHIP	AGE	BIRTHPLACE	

FORM 30 636
 1910 CENSUS INDEX - FAMILY

U S DEPARTMENT OF COMMERCE
 BUREAU OF THE CENSUS

TEXAS

W 300	HEAD OF FAMILY Wood, J. W.		E.D. 170	SHEET 85
COLOR W	AGE 38	BIRTHPLACE	VOL. 134	
COUNTY Waller	CITY			
OTHER MEMBERS OF FAMILY				
NAME		RELATIONSHIP	AGE	BIRTHPLACE
Carlisle		W	32	
Helder		S	13	
Ladie		W	4	
Lucy		W	9	
Henry		S	7	
Elizabeth		S	4	
Mabel		W	2	

FORM 10-636A

1910 CENSUS INDEX - FAMILY

U.S. DEPARTMENT OF COMMERCE
BUREAU OF THE CENSUS

TEXAS

W 300	HEAD OF FAMILY		E.D.		SHEET	
COLOR	AGE	BIRTHPLACE		41	72	
COUNTY	Limestone		CITY		VOL. 95	
OTHER MEMBERS OF FAMILY						
NAME		RELATIONSHIP	AGE	BIRTHPLACE		
W. Stamba		W	21			
W. Stamba		D	2			
T. Stamba		S	13/12			
C. Stamba		B	22			

FORM 10 636

1910 CENSUS INDEX - FAMILY

U. S. DEPARTMENT OF COMMERCE
BUREAU OF THE CENSUS

TEXAS

W 300		HEAD OF FAMILY		White T C		E.D.	SHEET
COLOR	W	AGE	67	BIRTHPLACE		85	269
COUNTY	Navarro			CITY	Cortina		
OTHER MEMBERS OF FAMILY							
NAME		RELATIONSHIP	AGE	BIRTHPLACE			
Ida B		W	56				
Ida C. ...		D	22				
Thomas Jerome		D	20				
Wm David		S	17				

FORM 10-636
1910 CENSUS INDEX - FAMILY

U.S. DEPARTMENT OF COMMERCE
BUREAU OF THE CENSUS

TEXAS

76 300	NAME OF INDIVIDUAL Wheat, T C		E.D. 28	SHEET 14
COLOR W	AGE 16	BIRTHPLACE Tex	VOL. 19	
COUNTY Caldwell		CITY Luling		
ENUMERATED WITH Hannett, Robert C				
RELATIONSHIP TO ABOVE				
<input checked="" type="checkbox"/> SON	<input type="checkbox"/> NEPHEW	<input type="checkbox"/> STEPSON		
<input type="checkbox"/> DAUGHTER	<input type="checkbox"/> NIECE	<input type="checkbox"/> STEPDAUGHTER		
<input type="checkbox"/> BROTHER	<input type="checkbox"/> FATHER-IN-LAW	<input type="checkbox"/> COUSIN		
<input type="checkbox"/> SISTER	<input type="checkbox"/> MOTHER-IN-LAW	<input type="checkbox"/> HIRED MAN		
<input type="checkbox"/> FATHER	<input type="checkbox"/> SON-IN-LAW	<input type="checkbox"/> ROOMER		
<input type="checkbox"/> MOTHER	<input type="checkbox"/> DAUGHTER-IN-LAW	<input type="checkbox"/> SERVANT		
<input type="checkbox"/> GRANDSON	<input type="checkbox"/> BROTHER-IN-LAW	<input type="checkbox"/> OTHER (Specify)		
<input type="checkbox"/> GRANDDAUGHTER	<input type="checkbox"/> SISTER-IN-LAW			
<input type="checkbox"/> GRANDCHILD	<input type="checkbox"/> ORPHAN			

FORM 10-637
1910 CENSUS INDEX - INDIVIDUAL

U. S. DEPARTMENT OF COMMERCE
BUREAU OF THE CENSUS

TEXAS

W300	HEAD OF FAMILY Wheat, T. C.		E.D. 78	SHEET 17
COLOR W	AGE 40	BIRTHPLACE E. Tex	VOL 97	
COUNTY McLennan		CITY Waco		
OTHER MEMBERS OF FAMILY				
NAME	RELATIONSHIP	AGE	BIRTHPLACE	
Hella M	W	35	Ga	
Geo. Frank	S	14		
Sandra Williams	S	13		
Thomas (son)	S	10		

FORM 10-636
1910 CENSUS INDEX - FAMILY

U.S. DEPARTMENT OF COMMERCE
BUREAU OF THE CENSUS

TEXAS

W 300	HEAD OF FAMILY White. + B		E.D. 84	SHEET 72
COLOR: W	AGE 42	BIRTHPLACE Miss	VOL. 90	
COUNTY Lamar		CITY Paris		

OTHER MEMBERS OF FAMILY

NAME	RELATIONSHIP	AGE	BIRTHPLACE
MC	w	41	ark
Heary w	S	19	
Tom - a S	S	18	
Thomas B	S	15	
Clark S	S	13	
Newton L	S	10	
Bob Alexander	S	6	

FORM 10 636
1910 CENSUS INDEX - FAMILY

U.S. DEPARTMENT OF COMMERCE
BUREAU OF THE CENSUS

TEXAS

HEAD OF FAMILY		E.D.	SHEET
Wood J. 1.3		106	173
COLOR	AGE	VOL.	
W	35	138	
COUNTY	Trinity	CITY	
OTHER MEMBERS OF FAMILY			
NAME		RELATIONSHIP	AGE
Mary		W	25
Clara		D	8
Sybil		D	6

FORM 10-636
1910 CENSUS INDEX - FAMILY

U.S. DEPARTMENT OF COMMERCE
BUREAU OF THE CENSUS



TEXAS

W 300	NAME OF INDIVIDUAL White Syrus F		E.O. 42	SHEET 47
COLOR W	AGE 55	BIRTHPLACE Ga	VOL. 35	
COUNTY Dallas		CITY Dallas		
ENUMERATED WITH Long Charles C				
RELATIONSHIP TO ABOVE				
<input type="checkbox"/> SON	<input type="checkbox"/> NEPHEW	<input type="checkbox"/> STEPSON		
<input type="checkbox"/> DAUGHTER	<input type="checkbox"/> NIECE	<input type="checkbox"/> STEPDAUGHTER		
<input type="checkbox"/> BROTHER	<input type="checkbox"/> FATHER-IN-LAW	<input type="checkbox"/> COUSIN		
<input type="checkbox"/> SISTER	<input type="checkbox"/> MOTHER-IN-LAW	<input type="checkbox"/> HIRED MAN		
<input type="checkbox"/> FATHER	<input type="checkbox"/> SON-IN-LAW	<input checked="" type="checkbox"/> ROOMER		
<input type="checkbox"/> MOTHER	<input type="checkbox"/> DAUGHTER-IN-LAW	<input type="checkbox"/> SERVANT		
<input type="checkbox"/> GRANDSON	<input type="checkbox"/> BROTHER-IN-LAW	<input type="checkbox"/> OTHER (Specify)		
<input type="checkbox"/> GRANDDAUGHTER	<input type="checkbox"/> SISTER-IN-LAW			
<input type="checkbox"/> GRANDCHILD	<input type="checkbox"/> ORPHAN			

FORM 10-637
1910 CENSUS INDEX - INDIVIDUAL

U.S. DEPARTMENT OF COMMERCE
BUREAU OF THE CENSUS

TEXAS

W. 300	NAME OF INDIVIDUAL <i>White Sylvia</i>		E.D. 96	SHEET 12
COLOR <i>W</i>	AGE <i>12</i>	BIRTHPLACE <i>OKla</i>	VOL. <i>62</i>	
COUNTY <i>Grayson</i>		CITY <i>Van Alstyne</i>		
ENUMERATED WITH <i>Ferguson, James</i>				
RELATIONSHIP TO ABOVE				
<input type="checkbox"/> SON	<input type="checkbox"/> NEPHEW	<input type="checkbox"/> STEPSON		
<input type="checkbox"/> DAUGHTER	<input checked="" type="checkbox"/> NIECE	<input type="checkbox"/> STEPDAUGHTER		
<input type="checkbox"/> BROTHER	<input type="checkbox"/> FATHER-IN-LAW	<input type="checkbox"/> COUSIN		
<input type="checkbox"/> SISTER	<input type="checkbox"/> MOTHER-IN-LAW	<input type="checkbox"/> HIRED MAN		
<input type="checkbox"/> FATHER	<input type="checkbox"/> SON-IN-LAW	<input type="checkbox"/> ROOMER		
<input type="checkbox"/> MOTHER	<input type="checkbox"/> DAUGHTER-IN-LAW	<input type="checkbox"/> SERVANT		
<input type="checkbox"/> GRANDSON	<input type="checkbox"/> BROTHER-IN-LAW	<input type="checkbox"/> OTHER (Specify)		
<input type="checkbox"/> GRANDDAUGHTER	<input type="checkbox"/> SISTER-IN-LAW			
<input type="checkbox"/> GRANDCHILD	<input type="checkbox"/> ORPHAN			

FORM 10-637

1910 CENSUS INDEX - INDIVIDUAL

U.S. DEPARTMENT OF COMMERCE
BUREAU OF THE CENSUS

TEXAS

14300		HEAD OF FAMILY		E. D.	SHEET
W. de Sylva		W. de Sylva		81	138
COLOR	AGE	BIRTHPLACE		VOL.	
ymu	60			66	
COUNTY			CITY		
Harris			Houston		
OTHER MEMBERS OF FAMILY					
	NAME	RELATIONSHIP	AGE	BIRTHPLACE	
1	Alban	S	20		

FORM 10 636
1910 CENSUS INDEX - FAMILY

U. S. DEPARTMENT OF COMMERCE
BUREAU OF THE CENSUS

TEXAS

W300	NAME OF INDIVIDUAL White Sylvester L		E.D. 226	SHEET 269
COLOR B	AGE 23	BIRTHPLACE	VOL. 141	
COUNTY	CITY Wichita		Wichita Falls	
ENUMERATED WITH	Trumble Charles C.			
RELATIONSHIP TO ABOVE				
<input type="checkbox"/> SON	<input type="checkbox"/> NEPHEW	<input type="checkbox"/> STEPSON		
<input checked="" type="checkbox"/> DAUGHTER	<input type="checkbox"/> NIECE	<input type="checkbox"/> STEPDAUGHTER		
<input type="checkbox"/> BROTHER	<input type="checkbox"/> FATHER-IN-LAW	<input type="checkbox"/> COUSIN		
<input type="checkbox"/> SISTER	<input type="checkbox"/> MOTHER-IN-LAW	<input type="checkbox"/> HIRED MAN		
<input type="checkbox"/> FATHER	<input type="checkbox"/> SON-IN-LAW	<input checked="" type="checkbox"/> ROOMER		
<input type="checkbox"/> MOTHER	<input type="checkbox"/> DAUGHTER-IN-LAW	<input type="checkbox"/> SERVANT		
<input type="checkbox"/> GRANDSON	<input type="checkbox"/> BROTHER-IN-LAW	<input type="checkbox"/> OTHER (Specify)		
<input type="checkbox"/> GRANDDAUGHTER	<input type="checkbox"/> SISTER-IN-LAW			
<input type="checkbox"/> GRANDCHILD	<input type="checkbox"/> ORPHAN			

FORM BC-627 (5-9-67)
FORMERLY 10-637U.S. DEPARTMENT OF COMMERCE
BUREAU OF THE CENSUS

1910 CENSUS INDEX - INDIVIDUAL

TEXAS

W300	NAME OF INDIVIDUAL <i>Wyatt Sydney S</i>		E.D. 2	SHEET 13
COLOR <i>Mm</i>	AGE 18	BIRTHPLACE	VOL. 5	
COUNTY Bastrop		CITY		
ENUMERATED WITH <i>Stewart Lou</i>				
RELATIONSHIP TO ABOVE				
<input type="checkbox"/> SON	<input type="checkbox"/> NEPHEW	<input type="checkbox"/> STEPSON		
<input type="checkbox"/> DAUGHTER	<input type="checkbox"/> NIECE	<input type="checkbox"/> STEPDAUGHTER		
<input type="checkbox"/> BROTHER	<input type="checkbox"/> FATHER-IN-LAW	<input type="checkbox"/> COUSIN		
<input type="checkbox"/> SISTER	<input type="checkbox"/> MOTHER-IN-LAW	<input type="checkbox"/> HIRED MAN		
<input type="checkbox"/> FATHER	<input type="checkbox"/> SON-IN-LAW	<input type="checkbox"/> ROOMER		
<input type="checkbox"/> MOTHER	<input type="checkbox"/> DAUGHTER-IN-LAW	<input type="checkbox"/> SERVANT		
<input checked="" type="checkbox"/> GRANDSON	<input type="checkbox"/> BROTHER-IN-LAW	<input type="checkbox"/> OTHER (<i>Specify</i>)		
<input type="checkbox"/> GRANDDAUGHTER	<input type="checkbox"/> SISTER-IN-LAW			
<input type="checkbox"/> GRANDCHILD	<input type="checkbox"/> ORPHAN			

FORM 10-637
1910 CENSUS INDEX - INDIVIDUAL

U. S. DEPARTMENT OF COMMERCE
BUREAU OF THE CENSUS

TEXAS

u 300		NAME OF INDIVIDUAL		E.D.	SHEET
Wade		Sylbal		52	138
COLOR	AGE	BIRTHPLACE		VOL.	
W	10			85	
COUNTY			CITY		
Johnson			I		
ENUMERATED WITH					
Wade J. F.					
RELATIONSHIP TO ABOVE					
<input type="checkbox"/> SON	<input checked="" type="checkbox"/> NEPHEW	<input type="checkbox"/> STEPSON			
<input type="checkbox"/> DAUGHTER	<input checked="" type="checkbox"/> NIECE	<input type="checkbox"/> STEPDAUGHTER			
<input type="checkbox"/> BROTHER	<input type="checkbox"/> FATHER-IN-LAW	<input type="checkbox"/> COUSIN			
<input type="checkbox"/> SISTER	<input type="checkbox"/> MOTHER-IN-LAW	<input type="checkbox"/> HIRED MAN			
<input type="checkbox"/> FATHER	<input type="checkbox"/> SON-IN-LAW	<input type="checkbox"/> ROOMER			
<input type="checkbox"/> MOTHER	<input type="checkbox"/> DAUGHTER-IN-LAW	<input type="checkbox"/> SERVANT			
<input type="checkbox"/> GRANDSON	<input type="checkbox"/> BROTHER-IN-LAW	<input type="checkbox"/> OTHER (Specify)			
<input type="checkbox"/> GRANDDAUGHTER	<input type="checkbox"/> SISTER-IN-LAW				
<input type="checkbox"/> GRANDCHILD	<input type="checkbox"/> ORPHAN				

FORM 10-637

1910 CENSUS INDEX - INDIVIDUAL

U. S. DEPARTMENT OF COMMERCE
BUREAU OF THE CENSUS.

TEXAS

U-300	NAME OF INDIVIDUAL <i>W. Lute Sigbel</i>		E.D. 11	SHEET 6
COLOR <i>W</i>	AGE <i>3</i>	BIRTHPLACE <i>Okla</i>	VOL. <i>74</i>	
COUNTY Henderson		CITY		
ENUMERATED WITH <i>Frank, Smith Jr.</i>				
RELATIONSHIP TO ABOVE				
<input type="checkbox"/> SON	<input type="checkbox"/> NEPHEW	<input type="checkbox"/> STEPSON		
<input type="checkbox"/> DAUGHTER	<input type="checkbox"/> NIECE	<input type="checkbox"/> STEPDAUGHTER		
<input type="checkbox"/> BROTHER	<input type="checkbox"/> FATHER-IN-LAW	<input type="checkbox"/> COUSIN		
<input type="checkbox"/> SISTER	<input type="checkbox"/> MOTHER-IN-LAW	<input type="checkbox"/> HIRED MAN		
<input type="checkbox"/> FATHER	<input type="checkbox"/> SON-IN-LAW	<input type="checkbox"/> ROOMER		
<input type="checkbox"/> MOTHER	<input type="checkbox"/> DAUGHTER-IN-LAW	<input type="checkbox"/> SERVANT		
<input type="checkbox"/> GRANDSON	<input type="checkbox"/> BROTHER-IN-LAW	<input type="checkbox"/> OTHER (Specify)		
<input checked="" type="checkbox"/> GRANDDAUGHTER	<input type="checkbox"/> SISTER-IN-LAW			
<input type="checkbox"/> GRANDCHILD	<input type="checkbox"/> ORPHAN			

FORM 10-637
1910 CENSUS INDEX - INDIVIDUAL

U. S. DEPARTMENT OF COMMERCE
BUREAU OF THE CENSUS

TEXAS

W300	NAME OF INDIVIDUAL Wood, Susybell		E.D. 82	SHEET 145
COLOR B	AGE 4	BIRTHPLACE	VOL. 97	
COUNTY McLennan		CITY Waco		
ENUMERATED WITH Chambers		Klan		
RELATIONSHIP TO ABOVE				
<input type="checkbox"/> SON	<input type="checkbox"/> NEPHEW	<input type="checkbox"/> STEPSON		
<input type="checkbox"/> DAUGHTER	<input type="checkbox"/> NIECE	<input type="checkbox"/> STEPDAUGHTER		
<input type="checkbox"/> BROTHER	<input type="checkbox"/> FATHER-IN-LAW	<input type="checkbox"/> COUSIN		
<input type="checkbox"/> SISTER	<input type="checkbox"/> MOTHER-IN-LAW	<input type="checkbox"/> HIRED MAN		
<input type="checkbox"/> FATHER	<input type="checkbox"/> SON-IN-LAW	<input type="checkbox"/> ROOMER		
<input type="checkbox"/> MOTHER	<input type="checkbox"/> DAUGHTER-IN-LAW	<input checked="" type="checkbox"/> SERVANT		
<input type="checkbox"/> GRANDSON	<input type="checkbox"/> BROTHER-IN-LAW	<input type="checkbox"/> OTHER (Specify)		
<input type="checkbox"/> GRANDDAUGHTER	<input type="checkbox"/> SISTER-IN-LAW			
<input type="checkbox"/> GRANDCHILD	<input type="checkbox"/> ORPHAN			

FORM 10-637
1910 CENSUS INDEX - INDIVIDUAL

U S DEPARTMENT OF COMMERCE
BUREAU OF THE CENSUS

TEXAS

V. 30.		HEAD OF FAMILY <i>H. O. A. Davis</i>			E. D.	SHEET
COLOR	AGE	BIRTHPLACE		VOL.		
<i>W</i>	<i>57</i>	<i>Ill</i>			<i>118</i>	
COUNTY				CITY		
Robertson						
OTHER MEMBERS OF FAMILY						
	NAME	RELATIONSHIP	AGE	BIRTHPLACE		
<i>7</i>	<i>Henry</i>	<i>son</i>	<i>17</i>			
	<i>W. A. Davis</i>	<i>son</i>	<i>13</i>			
	<i>Miss H.</i>	<i>daughter</i>	<i>13</i>			

FORM 10 636
1910 CENSUS INDEX - FAMILY

U. S. DEPARTMENT OF COMMERCE
BUREAU OF THE CENSUS

TEXAS

W 300		NAME OF INDIVIDUAL White Susan S.		E. D. 100	SHEET 144
COLOR W	AGE 35	BIRTHPLACE		VOL. 99	
COUNTY McLennan			CITY		
ENUMERATED WITH Weddell John B.					
RELATIONSHIP TO ABOVE					
<input type="checkbox"/> SON	<input type="checkbox"/> NEPHEW	<input type="checkbox"/> STEPSON			
<input checked="" type="checkbox"/> DAUGHTER	<input type="checkbox"/> NIECE	<input type="checkbox"/> STEPDAUGHTER			
<input type="checkbox"/> BROTHER	<input type="checkbox"/> FATHER-IN-LAW	<input type="checkbox"/> COUSIN			
<input type="checkbox"/> SISTER	<input type="checkbox"/> MOTHER-IN-LAW	<input type="checkbox"/> HIRED MAN			
<input type="checkbox"/> FATHER	<input type="checkbox"/> SON-IN-LAW	<input type="checkbox"/> ROOMER			
<input type="checkbox"/> MOTHER	<input type="checkbox"/> DAUGHTER-IN-LAW	<input type="checkbox"/> SERVANT			
<input type="checkbox"/> GRANDSON	<input type="checkbox"/> BROTHER-IN-LAW	<input type="checkbox"/> OTHER (Specify)			
<input type="checkbox"/> GRANDDAUGHTER	<input type="checkbox"/> SISTER-IN-LAW				
<input type="checkbox"/> GRANDCHILD	<input type="checkbox"/> ORPHAN				

FORM 10-637
1910-CENSUS INDEX - INDIVIDUAL

U. S. DEPARTMENT OF COMMERCE
BUREAU OF THE CENSUS

TEXAS

W300		NAME OF INDIVIDUAL White Susie		A 3	E.D. 86	SHEET 223
COLOR W	AGE 13	BIRTHPLACE 1		VOL. 122		
COUNTY Somervell		CITY				
ENUMERATED WITH White John W						
RELATIONSHIP TO ABOVE						
<input type="checkbox"/> SON	<input type="checkbox"/> NEPHEW	<input type="checkbox"/> STEPSON				
<input type="checkbox"/> DAUGHTER	<input type="checkbox"/> NIECE	<input type="checkbox"/> STEPDAUGHTER				
<input type="checkbox"/> BROTHER	<input type="checkbox"/> FATHER-IN-LAW	<input type="checkbox"/> COUSIN				
<input checked="" type="checkbox"/> SISTER	<input type="checkbox"/> MOTHER-IN-LAW	<input type="checkbox"/> HIRED MAN				
<input type="checkbox"/> FATHER	<input type="checkbox"/> SON-IN-LAW	<input type="checkbox"/> ROOMER				
<input type="checkbox"/> MOTHER	<input type="checkbox"/> DAUGHTER-IN-LAW	<input type="checkbox"/> SERVANT				
<input type="checkbox"/> GRANDSON	<input type="checkbox"/> BROTHER-IN-LAW	<input type="checkbox"/> OTHER (Specify)				
<input type="checkbox"/> GRANDDAUGHTER	<input type="checkbox"/> SISTER-IN-LAW	<input type="checkbox"/>				
<input type="checkbox"/> GRANDCHILD	<input type="checkbox"/> ORPHAN	<input type="checkbox"/>				

FORM BC-627 (6-8-67)
FORMERLY 10-637

1910 CENSUS INDEX - INDIVIDUAL

U.S. DEPARTMENT OF COMMERCE
BUREAU OF THE CENSUS

TEXAS

W 300		NAME OF INDIVIDUAL <i>White, Susie A.</i>		E. D. <i>153</i>	SHEET <i>74</i>
COLOR <i>W</i>	AGE <i>6</i>	BIRTHPLACE		VOL. <i>106</i>	
COUNTY <i>Montgomery</i>			CITY <i>Conroe</i>		
ENUMERATED WITH <i>James, Johnie</i>					
RELATIONSHIP TO ABOVE					
<input type="checkbox"/> SON	<input type="checkbox"/> NEPHEW	<input type="checkbox"/> STEPSON			
<input type="checkbox"/> DAUGHTER	<input type="checkbox"/> NIECE	<input type="checkbox"/> STEPDAUGHTER			
<input type="checkbox"/> BROTHER	<input type="checkbox"/> FATHER-IN-LAW	<input type="checkbox"/> COUSIN			
<input type="checkbox"/> SISTER	<input type="checkbox"/> MOTHER-IN-LAW	<input type="checkbox"/> HIRED MAN			
<input type="checkbox"/> FATHER	<input type="checkbox"/> SON-IN-LAW	<input type="checkbox"/> ROOMER			
<input type="checkbox"/> MOTHER	<input type="checkbox"/> DAUGHTER-IN-LAW	<input type="checkbox"/> SERVANT			
<input type="checkbox"/> GRANDSON	<input type="checkbox"/> BROTHER-IN-LAW	<input checked="" type="checkbox"/> OTHER (Specify)			
<input type="checkbox"/> GRANDDAUGHTER	<input type="checkbox"/> SISTER-IN-LAW	<i>niece in law</i>			
<input type="checkbox"/> GRANDCHILD	<input type="checkbox"/> ORPHAN				

FORM 10-637
1910 CENSUS INDEX - INDIVIDUAL

U. S. DEPARTMENT OF COMMERCE
BUREAU OF THE CENSUS

TEXAS

14300	NAME OF INDIVIDUAL <i>White, Susie</i>		E.D. 83	SHEET 207
COLOR B	AGE 30	BIRTHPLACE	VOL. 66	
COUNTY Harris		CITY Houston		
ENUMERATED WITH <i>Dupuy, F. M.</i>				
RELATIONSHIP TO ABOVE				
<input type="checkbox"/> SON	<input type="checkbox"/> NEPHEW	<input type="checkbox"/> STEPSON		
<input type="checkbox"/> DAUGHTER	<input type="checkbox"/> NIECE	<input type="checkbox"/> STEPDAUGHTER		
<input type="checkbox"/> BROTHER	<input type="checkbox"/> FATHER-IN-LAW	<input type="checkbox"/> COUSIN		
<input type="checkbox"/> SISTER	<input type="checkbox"/> MOTHER-IN-LAW	<input type="checkbox"/> HIRED MAN		
<input type="checkbox"/> FATHER	<input type="checkbox"/> SON-IN-LAW	<input type="checkbox"/> ROOMER		
<input type="checkbox"/> MOTHER	<input type="checkbox"/> DAUGHTER-IN-LAW	<input checked="" type="checkbox"/> SERVANT		
<input type="checkbox"/> GRANDSON	<input type="checkbox"/> BROTHER-IN-LAW	<input type="checkbox"/> OTHER (Specify)		
<input type="checkbox"/> GRANDDAUGHTER	<input type="checkbox"/> SISTER-IN-LAW			
<input type="checkbox"/> GRANDCHILD	<input type="checkbox"/> ORPHAN			

FORM 10 637

1910 CENSUS INDEX - INDIVIDUAL

U. S. DEPARTMENT OF COMMERCE
BUREAU OF THE CENSUS

TEXAS

W 300.	NAME OF INDIVIDUAL <i>White Susie</i>		E.D. 55	SHEET 283
COLOR B	AGE NR	BIRTHPLACE <i>Miss</i>	VOL. 102	
COUNTY Milam		CITY		
ENUMERATED WITH <i>White Alfred</i>				
RELATIONSHIP TO ABOVE				
<input type="checkbox"/> SON	<input type="checkbox"/> NEPHEW	<input type="checkbox"/> STEPSON		
<input type="checkbox"/> DAUGHTER	<input type="checkbox"/> NIECE	<input type="checkbox"/> STEPDAUGHTER		
<input type="checkbox"/> BROTHER	<input type="checkbox"/> FATHER-IN-LAW	<input type="checkbox"/> COUSIN		
<input type="checkbox"/> SISTER	<input type="checkbox"/> MOTHER-IN-LAW	<input type="checkbox"/> HIRED MAN		
<input type="checkbox"/> FATHER	<input type="checkbox"/> SON-IN-LAW	<input type="checkbox"/> ROOMER		
<input checked="" type="checkbox"/> MOTHER	<input type="checkbox"/> DAUGHTER-IN-LAW	<input type="checkbox"/> SERVANT		
<input type="checkbox"/> GRANDSON	<input type="checkbox"/> BROTHER-IN-LAW	<input type="checkbox"/> OTHER (Specify)		
<input type="checkbox"/> GRANDDAUGHTER	<input type="checkbox"/> SISTER-IN-LAW			
<input type="checkbox"/> GRANDCHILD	<input type="checkbox"/> ORPHAN			

FORM 10-637
1910 CENSUS INDEX - INDIVIDUAL

U. S. DEPARTMENT OF COMMERCE
BUREAU OF THE CENSUS

TEXAS

W300		NAME OF INDIVIDUAL		White Susie		E.D.	SHEET
COLOR	AGE	BIRTHPLACE		52		24	
W	23			VOL.		52	
COUNTY			Franklin	CITY			
ENUMERATED WITH							
White George							
RELATIONSHIP TO ABOVE							
<input type="checkbox"/> SON	<input type="checkbox"/> NEPHEW	<input type="checkbox"/> STEPSON					
<input type="checkbox"/> DAUGHTER	<input type="checkbox"/> NIECE	<input type="checkbox"/> STEPDAUGHTER					
<input type="checkbox"/> BROTHER	<input type="checkbox"/> FATHER-IN-LAW	<input type="checkbox"/> COUSIN					
<input type="checkbox"/> SISTER	<input type="checkbox"/> MOTHER-IN-LAW	<input type="checkbox"/> HIRED MAN					
<input type="checkbox"/> FATHER	<input type="checkbox"/> SON-IN-LAW	<input type="checkbox"/> ROOMER					
<input type="checkbox"/> MOTHER	<input checked="" type="checkbox"/> DAUGHTER-IN-LAW	<input type="checkbox"/> SERVANT					
<input type="checkbox"/> GRANDSON	<input type="checkbox"/> BROTHER-IN-LAW	<input type="checkbox"/> OTHER (Specify)					
<input type="checkbox"/> GRANDDAUGHTER	<input type="checkbox"/> SISTER-IN-LAW						
<input type="checkbox"/> GRANDCHILD	<input type="checkbox"/> ORPHAN						

FORM 10-637

1910 CENSUS INDEX - INDIVIDUAL

U. S. DEPARTMENT OF COMMERCE
BUREAU OF THE CENSUS

TEXAS

W300		NAME OF INDIVIDUAL <i>White, Susan</i>		E.D.	SHEET
COLOR <i>W</i>	AGE <i>14</i>	BIRTHPLACE		<i>94-114</i>	
COUNTY <i>LATIMER</i>		CITY		VOL. <i>91</i>	
ENUMERATED WITH <i>Head, Susan C</i>					
RELATIONSHIP TO ABOVE					
<input type="checkbox"/> SON	<input type="checkbox"/> NEPHEW	<input checked="" type="checkbox"/> STEPSON			
<input type="checkbox"/> DAUGHTER	<input type="checkbox"/> NIECE	<input checked="" type="checkbox"/> STEPDAUGHTER			
<input type="checkbox"/> BROTHER	<input type="checkbox"/> FATHER-IN-LAW	<input type="checkbox"/> COUSIN			
<input type="checkbox"/> SISTER	<input type="checkbox"/> MOTHER-IN-LAW	<input type="checkbox"/> HIRED MAN			
<input type="checkbox"/> FATHER	<input type="checkbox"/> SON-IN-LAW	<input type="checkbox"/> ROOMER			
<input type="checkbox"/> MOTHER	<input type="checkbox"/> DAUGHTER-IN-LAW	<input type="checkbox"/> SERVANT			
<input type="checkbox"/> GRANDSON	<input type="checkbox"/> BROTHER-IN-LAW	<input type="checkbox"/> OTHER (Specify)			
<input type="checkbox"/> GRANDDAUGHTER	<input type="checkbox"/> SISTER-IN-LAW				
<input type="checkbox"/> GRANDCHILD	<input type="checkbox"/> ORPHAN				

FORM 10-637

1910 CENSUS INDEX - INDIVIDUAL

U.S. DEPARTMENT OF COMMERCE
BUREAU OF THE CENSUS

24300		NAME OF INDIVIDUAL		TEXAS	
Wyatt Susie		E.D.	SHEET		
COLOR	B	AGE	1	BIRTHPLACE	176/127
				CITY	VOL. 134
COUNTY		Waller			
ENUMERATED WITH		Wyatt G. W.			
RELATIONSHIP TO ABOVE					
<input checked="" type="checkbox"/> SON	<input type="checkbox"/> NEPHEW	<input type="checkbox"/> STEPSON			
<input type="checkbox"/> DAUGHTER	<input type="checkbox"/> NIECE	<input type="checkbox"/> STEPDAUGHTER			
<input type="checkbox"/> BROTHER	<input type="checkbox"/> FATHER-IN-LAW	<input type="checkbox"/> COUSIN			
<input type="checkbox"/> SISTER	<input type="checkbox"/> MOTHER-IN-LAW	<input type="checkbox"/> HIRED MAN			
<input type="checkbox"/> FATHER	<input type="checkbox"/> SON-IN-LAW	<input type="checkbox"/> ROOMER			
<input type="checkbox"/> MOTHER	<input type="checkbox"/> DAUGHTER-IN-LAW	<input type="checkbox"/> SERVANT			
<input type="checkbox"/> GRANDSON	<input type="checkbox"/> BROTHER-IN-LAW	<input type="checkbox"/> OTHER (Specify)			
<input checked="" type="checkbox"/> GRANDDAUGHTER	<input type="checkbox"/> SISTER-IN-LAW				
	<input type="checkbox"/> ORPHAN				

FORM BC-627 (5-8-67)
FORMERLY 10-637

1910 CENSUS INDEX - INDIVIDUAL

U. S. DEPARTMENT OF COMMERCE
BUREAU OF THE CENSUS

TEXAS

W 300		NAME OF INDIVIDUAL White Male		E.D.	SHEET
COLOR	W	AGE	22	277	124
		BIRTHPLACE Ky		VOL.	
COUNTY	Tom Green		CITY	132	
ENUMERATED WITH Sandefur R. J.					
RELATIONSHIP TO ABOVE					
<input type="checkbox"/> SON	<input type="checkbox"/> NEPHEW	<input type="checkbox"/> STEPSON			
<input type="checkbox"/> DAUGHTER	<input type="checkbox"/> NIECE	<input type="checkbox"/> STEPDAUGHTER			
<input type="checkbox"/> BROTHER	<input type="checkbox"/> FATHER-IN-LAW	<input type="checkbox"/> COUSIN			
<input type="checkbox"/> SISTER	<input type="checkbox"/> MOTHER-IN-LAW	<input type="checkbox"/> HIRED MAN			
<input type="checkbox"/> FATHER	<input type="checkbox"/> SON-IN-LAW	<input checked="" type="checkbox"/> ROOMER			
<input type="checkbox"/> MOTHER	<input type="checkbox"/> DAUGHTER-IN-LAW	<input type="checkbox"/> SERVANT			
<input type="checkbox"/> GRANDSON	<input type="checkbox"/> BROTHER-IN-LAW	<input type="checkbox"/> OTHER (Specify)			
<input type="checkbox"/> GRANDDAUGHTER	<input type="checkbox"/> SISTER-IN-LAW				
<input type="checkbox"/> GRANDCHILD	<input type="checkbox"/> ORPHAN				

FORM BC-627 (5-5-67).
FORMERLY 10-637.

1910 CENSUS INDEX - INDIVIDUAL

U.S. DEPARTMENT OF COMMERCE
BUREAU OF THE CENSUS

TEXAS

W 300		NAME OF INDIVIDUAL <i>White, Susie</i>		E.O. 4	SHEET 49
COUNTY <i>B</i>	AGE <i>14</i>	BIRTHPLACE		VOL. 5	
COUNTY			CITY <i>Bastrop</i>		
ENUMERATED WITH <i>Wilson, Kessie</i>					
RELATIONSHIP TO ABOVE					
<input type="checkbox"/> SON	<input type="checkbox"/> NEPHEW	<input type="checkbox"/> STEPSON			
<input type="checkbox"/> DAUGHTER	<input type="checkbox"/> NIECE	<input type="checkbox"/> STEPDAUGHTER			
<input type="checkbox"/> BROTHER	<input type="checkbox"/> FATHER-IN-LAW	<input type="checkbox"/> COUSIN			
<input type="checkbox"/> SISTER	<input type="checkbox"/> MOTHER-IN-LAW	<input type="checkbox"/> HIRED MAN			
<input type="checkbox"/> FATHER	<input type="checkbox"/> SON-IN-LAW	<input type="checkbox"/> ROOMER			
<input type="checkbox"/> MOTHER	<input type="checkbox"/> DAUGHTER-IN-LAW	<input type="checkbox"/> SERVANT			
<input type="checkbox"/> GRANDSON	<input type="checkbox"/> BROTHER-IN-LAW	<input checked="" type="checkbox"/> OTHER (Specify) <i>Ad. D.</i>			
<input type="checkbox"/> GRANDDAUGHTER	<input type="checkbox"/> SISTER-IN-LAW				
<input type="checkbox"/> GRANDCHILD	<input type="checkbox"/> ORPHAN				

FORM 10 637
1930 CENSUS INDEX - INDIVIDUAL

U.S. DEPARTMENT OF COMMERCE
BUREAU OF THE CENSUS

TEXAS

60300		NAME OF INDIVIDUAL		Wood Susie	E.D.	SHEET
COLOR	W	AGE	25	BIRTHPLACE	127	13
COUNTY				CITY	25	
ENUMERATED WITH		Colman				
RELATIONSHIP TO ABOVE		Townsen Thomas J.				
<input type="checkbox"/> SON	<input type="checkbox"/> NEPHEW	<input type="checkbox"/> STEPSON				
<input type="checkbox"/> DAUGHTER	<input checked="" type="checkbox"/> NIECE	<input type="checkbox"/> STEPDAUGHTER				
<input type="checkbox"/> BROTHER	<input type="checkbox"/> FATHER-IN-LAW	<input type="checkbox"/> COUSIN				
<input type="checkbox"/> SISTER	<input type="checkbox"/> MOTHER-IN-LAW	<input type="checkbox"/> HIRED MAN				
<input type="checkbox"/> FATHER	<input type="checkbox"/> SON-IN-LAW	<input type="checkbox"/> ROOMER				
<input type="checkbox"/> MOTHER	<input type="checkbox"/> DAUGHTER-IN-LAW	<input type="checkbox"/> SERVANT				
<input type="checkbox"/> GRANDSON	<input type="checkbox"/> BROTHER-IN-LAW	<input type="checkbox"/> OTHER (Specify)				
<input type="checkbox"/> GRANDDAUGHTER	<input type="checkbox"/> SISTER-IN-LAW					
<input type="checkbox"/> GRANDCHILD	<input type="checkbox"/> ORPHAN					

FORM 10-637

1910 CENSUS INDEX - INDIVIDUAL

U. S. DEPARTMENT OF COMMERCE
BUREAU OF THE CENSUS

TEXAS

10-300		NAME OF INDIVIDUAL <i>White, Susie</i>		E.D. 45	SHEET 137
COLOR B	AGE 7	BIRTHPLACE		VOL. 38	
COUNTY De Witt			CITY Yoakum		
ENUMERATED WITH <i>Murphy, Julia</i>					
RELATIONSHIP TO ABOVE					
<input type="checkbox"/> SON	<input type="checkbox"/> NEPHEW	<input type="checkbox"/> STEPSON			
<input type="checkbox"/> DAUGHTER	<input type="checkbox"/> NIECE	<input type="checkbox"/> STEPDAUGHTER			
<input type="checkbox"/> BROTHER	<input type="checkbox"/> FATHER-IN-LAW	<input type="checkbox"/> COUSIN			
<input type="checkbox"/> SISTER	<input type="checkbox"/> MOTHER-IN-LAW	<input type="checkbox"/> HIRED MAN			
<input type="checkbox"/> FATHER	<input type="checkbox"/> SON-IN-LAW	<input type="checkbox"/> ROOMER			
<input type="checkbox"/> MOTHER	<input type="checkbox"/> DAUGHTER-IN-LAW	<input type="checkbox"/> SERVANT			
<input type="checkbox"/> GRANDSON	<input type="checkbox"/> BROTHER-IN-LAW	<input type="checkbox"/> OTHER (Specify)			
<input checked="" type="checkbox"/> GRANDDAUGHTER	<input type="checkbox"/> SISTER-IN-LAW				
<input type="checkbox"/> GRANDCHILD	<input type="checkbox"/> ORPHAN				

FORM 10-637
1910 CENSUS INDEX - INDIVIDUAL

U. S. DEPARTMENT OF COMMERCE
BUREAU OF THE CENSUS

TEXAS

18 306	HEAD OF FAMILY Wood - Sumic		E.D. 23	SHEET 103
COLOR W	AGE 30	BIRTHPLACE W.V.	VOL. 33	
COUNTY Dallas		CITY Dallas		
OTHER MEMBERS OF FAMILY				
NAME		RELATIONSHIP	AGE	BIRTHPLACE
Wood				

FORM 10 636
1910 CENSUS INDEX - FAMILYU S DEPARTMENT OF COMMERCE
BUREAU OF THE CENSUS

TEXAS

W3070		HEAD OF FAMILY		E.D.	SHEET
COLOR	AGE	BIRTHPLACE		26	12
3	48	Cass		VOL.	22
COUNTY	CITY				
OTHER MEMBERS OF FAMILY					
NAME		RELATIONSHIP	AGE	BIRTHPLACE	
Charlie		S	22		
Gemma		S	18		
William		S	12		
Doris		D	7		

FORM 10-636
1910 CENSUS INDEX - FAMILY

U. S. DEPARTMENT OF COMMERCE
BUREAU OF THE CENSUS

TEXAS

1356		HEAD OF FAMILY		Wood Susan R		E.O.	SHEET
COLOR	1066	AGE	BIRTHPLACE	S. Car.		117	532
COUNTY	Williamson			CITY	Georgetown		
OTHER MEMBERS OF FAMILY							
NAME		RELATIONSHIP	AGE	BIRTHPLACE			
M. E. Thompson		D	43	S. C.			
Kittie Lamb		9D	19				
Elizabeth Lamb		9D	16				

FORM NO 636
1910 CENSUS INDEX - FAMILY

U. S. DEPARTMENT OF COMMERCE
BUREAU OF THE CENSUS

TEXAS

10300		NAME OF INDIVIDUAL <i>Wood Susan M</i>		E.O. <i>42</i>	SHEET <i>11</i>
COLOR <i>W</i>	AGE <i>74</i>	BIRTHPLACE <i>Mo</i>		VOL. <i>27</i>	
COUNTY			CITY		
<i>Collingsworth</i>					
ENUMERATED WITH <i>Wood Thomas F</i>					
RELATIONSHIP TO ABOVE					
<input type="checkbox"/> SON	<input type="checkbox"/> NEPHEW	<input type="checkbox"/> STEPSON			
<input type="checkbox"/> DAUGHTER	<input type="checkbox"/> NIECE	<input type="checkbox"/> STEPDAUGHTER			
<input type="checkbox"/> BROTHER	<input type="checkbox"/> FATHER-IN-LAW	<input type="checkbox"/> COUSIN			
<input type="checkbox"/> SISTER	<input type="checkbox"/> MOTHER-IN-LAW	<input type="checkbox"/> HIRED MAN			
<input type="checkbox"/> FATHER	<input type="checkbox"/> SON-IN-LAW	<input type="checkbox"/> ROOMER			
<input checked="" type="checkbox"/> MOTHER	<input type="checkbox"/> DAUGHTER-IN-LAW	<input type="checkbox"/> SERVANT			
<input type="checkbox"/> GRANDSON	<input type="checkbox"/> BROTHER-IN-LAW	<input type="checkbox"/> OTHER (Specify)			
<input type="checkbox"/> GRANDDAUGHTER	<input type="checkbox"/> SISTER-IN-LAW				
<input type="checkbox"/> GRANDCHILD	<input type="checkbox"/> ORPHAN				

FORM 10-537
1910 CENSUS INDEX - INDIVIDUAL

U.S. DEPARTMENT OF COMMERCE
BUREAU OF THE CENSUS

TEXAS

W300	HEAD OF FAMILY		E.D.	SHEET
	White Susan J.		260	40
COLOR	AGE	BIRTHPLACE	VOL.	
W	72		127	L
COUNTY	Sutton		CITY	
OTHER MEMBERS OF FAMILY				
NAME		RELATIONSHIP	AGE	BIRTHPLACE
James Stone				

FORM 10-636

1910 CENSUS INDEX - FAMILY

U. S. DEPARTMENT OF COMMERCE
BUREAU OF THE CENSUS

TEXAS

W300	NAME OF INDIVIDUAL		E.D.	SHEET
COLOR	AGE	BIRTHPLACE	VOL.	
COUNTY	Mason	CITY		
ENUMERATED WITH				
RELATIONSHIP TO ABOVE				
<input type="checkbox"/> SON	<input type="checkbox"/> NEPHEW	<input type="checkbox"/> STEPSON		
<input type="checkbox"/> DAUGHTER	<input type="checkbox"/> NIECE	<input type="checkbox"/> STEPDAUGHTER		
<input type="checkbox"/> BROTHER	<input type="checkbox"/> FATHER-IN-LAW	<input type="checkbox"/> COUSIN		
<input type="checkbox"/> SISTER	<input type="checkbox"/> MOTHER-IN-LAW	<input type="checkbox"/> HIRED MAN		
<input type="checkbox"/> FATHER	<input type="checkbox"/> SON-IN-LAW	<input type="checkbox"/> ROOMER		
<input checked="" type="checkbox"/> MOTHER	<input type="checkbox"/> DAUGHTER-IN-LAW	<input type="checkbox"/> SERVANT		
<input type="checkbox"/> GRANDSON	<input type="checkbox"/> BROTHER-IN-LAW	<input type="checkbox"/> OTHER (Specify)		
<input type="checkbox"/> GRANDDAUGHTER	<input type="checkbox"/> SISTER-IN-LAW			
<input type="checkbox"/> GRANDCHILD	<input type="checkbox"/> ORPHAN			

FORM 10-637
1910 CENSUS INDEX - INDIVIDUAL

U. S. DEPARTMENT OF COMMERCE
BUREAU OF THE CENSUS

TEXAS

W. 300		NAME OF INDIVIDUAL <i>Wade Susan</i>		E. D. <i>94</i>	SHEET <i>280</i>
COLOR <i>B</i>	AGE <i>3/12</i>	BIRTHPLACE		VOL. <i>146</i>	
COUNTY		<i>Washington</i>		CITY	
ENUMERATED WITH <i>Williams Lydia</i>					
RELATIONSHIP TO ABOVE					
<input type="checkbox"/> SON	<input type="checkbox"/> NEPHEW	<input type="checkbox"/> STEPSON			
<input type="checkbox"/> DAUGHTER	<input type="checkbox"/> NIECE	<input type="checkbox"/> STEPDAUGHTER			
<input type="checkbox"/> BROTHER	<input type="checkbox"/> FATHER-IN-LAW	<input type="checkbox"/> COUSIN			
<input type="checkbox"/> SISTER	<input type="checkbox"/> MOTHER-IN-LAW	<input type="checkbox"/> HIRED MAN			
<input type="checkbox"/> FATHER	<input type="checkbox"/> SON-IN-LAW	<input type="checkbox"/> ROOMER			
<input type="checkbox"/> MOTHER	<input type="checkbox"/> DAUGHTER-IN-LAW	<input type="checkbox"/> SERVANT			
<input type="checkbox"/> GRANDSON	<input type="checkbox"/> BROTHER-IN-LAW	<input type="checkbox"/> OTHER (Specify)			
<input checked="" type="checkbox"/> GRANDDAUGHTER	<input type="checkbox"/> SISTER-IN-LAW				
<input type="checkbox"/> GRANDCHILD	<input type="checkbox"/> ORPHAN				

FORM BC-627 (5-6-67)
FORMERLY 10-837

U.S. DEPARTMENT OF COMMERCE
BUREAU OF THE CENSUS

1910 CENSUS INDEX - INDIVIDUAL

10300		NAME OF INDIVIDUAL <i>Walker Susan</i>		E.D. 159	SHEET 73
COLOR <i>B.</i>	AGE 42	BIRTHPLACE		VGL.	144
COUNTY		CITY Wilson			
ENUMERATED WITH <i>Walker Rick</i>					
RELATIONSHIP TO ABOVE					
<input type="checkbox"/> SON	<input type="checkbox"/> NEPHEW	<input type="checkbox"/> STEPSON			
<input type="checkbox"/> DAUGHTER	<input type="checkbox"/> NIECE	<input type="checkbox"/> STEPDAUGHTER			
<input type="checkbox"/> BROTHER	<input type="checkbox"/> FATHER-IN-LAW	<input type="checkbox"/> COUSIN			
<input type="checkbox"/> SISTER	<input type="checkbox"/> MOTHER-IN-LAW	<input type="checkbox"/> HIRED MAN			
<input type="checkbox"/> FATHER	<input type="checkbox"/> SON-IN-LAW	<input type="checkbox"/> ROOMER			
<input type="checkbox"/> MOTHER	<input type="checkbox"/> DAUGHTER-IN-LAW	<input type="checkbox"/> SERVANT			
<input type="checkbox"/> GRANDSON	<input type="checkbox"/> BROTHER-IN-LAW	<input checked="" type="checkbox"/> OTHER (Specify)			
<input type="checkbox"/> GRANDDAUGHTER	<input type="checkbox"/> SISTER-IN-LAW	<i>Housekeeper</i>			
<input type="checkbox"/> GRANDCHILD	<input type="checkbox"/> ORPHAN				

-XAS

FORM BC-627 (5-5-67)
FORMERLY FD-637

1910 CENSUS INDEX - INDIVIDUAL

U.S. DEPARTMENT OF COMMERCE
BUREAU OF THE CENSUS

TEXAS

W300	NAME OF INDIVIDUAL <i>W. L. Collins, Susan</i>		E.O. 119	SHEET 159
COLOR 3	AGE 23	BIRTHPLACE	VOL. 28	
COUNTY Tarrant		CITY Fort Worth		
ENUMERATED WITH <i>Collins, Mary</i>				
RELATIONSHIP TO ABOVE				
<input type="checkbox"/> SON	<input type="checkbox"/> NEPHEW	<input type="checkbox"/> STEPSON		
<input type="checkbox"/> DAUGHTER	<input type="checkbox"/> NIECE	<input type="checkbox"/> STEPDAUGHTER		
<input type="checkbox"/> BROTHER	<input type="checkbox"/> FATHER-IN-LAW	<input type="checkbox"/> COUSIN		
<input type="checkbox"/> SISTER	<input type="checkbox"/> MOTHER-IN-LAW	<input type="checkbox"/> HIRED MAN		
<input type="checkbox"/> FATHER	<input type="checkbox"/> SON-IN-LAW	<input type="checkbox"/> ROOMER		
<input type="checkbox"/> MOTHER	<input type="checkbox"/> DAUGHTER-IN-LAW	<input checked="" type="checkbox"/> SERVANT		
<input type="checkbox"/> GRANDSON	<input type="checkbox"/> BROTHER-IN-LAW	<input type="checkbox"/> OTHER (Specify)		
<input type="checkbox"/> GRANDDAUGHTER	<input type="checkbox"/> SISTER-IN-LAW			
<input type="checkbox"/> GRANDCHILD	<input type="checkbox"/> ORPHAN			

FORM 10 637
1970 CENSUS INDEX - INDIVIDUAL

U.S. DEPARTMENT OF COMMERCE
BUREAU OF THE CENSUS

TEXAS

W.300		NAME OF INDIVIDUAL White, Susan		E.D. 82	SHEET 113
COLOR W	AGE 76	BIRTHPLACE Ala.	VOL. 126		
COUNTY Smith		CITY			
ENUMERATED WITH Clark, Crafford M.					
RELATIONSHIP TO ABOVE					
<input type="checkbox"/> SON	<input type="checkbox"/> NEPHEW	<input type="checkbox"/> STEPSON			
<input type="checkbox"/> DAUGHTER	<input type="checkbox"/> NIECE	<input type="checkbox"/> STEPDAUGHTER			
<input type="checkbox"/> BROTHER	<input type="checkbox"/> FATHER-IN-LAW	<input type="checkbox"/> COUSIN			
<input type="checkbox"/> SISTER	<input checked="" type="checkbox"/> MOTHER-IN-LAW	<input type="checkbox"/> HIRED MAN			
<input type="checkbox"/> FATHER	<input type="checkbox"/> SON-IN-LAW	<input type="checkbox"/> ROOMER			
<input type="checkbox"/> MOTHER	<input type="checkbox"/> DAUGHTER-IN-LAW	<input type="checkbox"/> SERVANT			
<input type="checkbox"/> GRANDSON	<input type="checkbox"/> BROTHER-IN-LAW	<input type="checkbox"/> OTHER (Specify)			
<input type="checkbox"/> GRANDDAUGHTER	<input type="checkbox"/> SISTER-IN-LAW	<input type="checkbox"/>			
<input type="checkbox"/> GRANDCHILD	<input type="checkbox"/> ORPHAN	<input type="checkbox"/>			

FORM BC-627 (8-5-67)
FORMERLY 10-637

U.S. DEPARTMENT OF COMMERCE
BUREAU OF THE CENSUS

1910 CENSUS INDEX - INDIVIDUAL

TEXAS

W-300		NAME OF INDIVIDUAL <i>White Susan</i>		E.O. <i>25</i>	SHEET <i>131</i>
COLOR <i>B</i>	AGE <i>16</i>	BIRTHPLACE		VOL. <i>65</i>	
COUNTY <i>Hardin</i>			CITY		
ENUMERATED WITH <i>White Lanson</i>					
RELATIONSHIP TO ABOVE					
<input type="checkbox"/> SON	<input type="checkbox"/> NEPHEW	<input type="checkbox"/> STEPSON			
<input type="checkbox"/> DAUGHTER	<input type="checkbox"/> NIECE	<input type="checkbox"/> STEPDAUGHTER			
<input type="checkbox"/> BROTHER	<input type="checkbox"/> FATHER-IN-LAW	<input type="checkbox"/> COUSIN			
<input type="checkbox"/> SISTER	<input type="checkbox"/> MOTHER-IN-LAW	<input type="checkbox"/> HIRED MAN			
<input type="checkbox"/> FATHER	<input type="checkbox"/> SON-IN-LAW	<input type="checkbox"/> ROOMER			
<input type="checkbox"/> MOTHER	<input type="checkbox"/> DAUGHTER-IN-LAW	<input type="checkbox"/> SERVANT			
<input type="checkbox"/> GRANDSON	<input type="checkbox"/> BROTHER-IN-LAW	<input type="checkbox"/> OTHER (Specify)			
<input type="checkbox"/> GRANDDAUGHTER	<input type="checkbox"/> SISTER-IN-LAW	<i>S & D</i>			
<input type="checkbox"/> GRANDCHILD	<input type="checkbox"/> ORPHAN				

FORM 10-637
1910 CENSUS INDEX - INDIVIDUAL

U.S. DEPARTMENT OF COMMERCE
BUREAU OF THE CENSUS

TEXAS

W300	HEAD OF FAMILY <i>White Susan</i>		E.D. <i>11</i>	SHEET <i>511</i>
COLOR <i>W</i>	AGE <i>24</i>	BIRTHPLACE		VOL. <i>69</i>
COUNTY <i>Harris</i>	CITY			
OTHER MEMBERS OF FAMILY				
NAME		RELATIONSHIP	AGE	BIRTHPLACE
<i>Walter M.</i>		<i>S</i>	<i>13</i>	
<i>Walter M.</i>		<i>S</i>	<i>7</i>	
<i>Walter M.</i>				
<i>Walter M.</i>				
<i>Walter M.</i>				
<i>Walter M.</i>				
<i>Walter M.</i>				
<i>Walter M.</i>				

FORM 10 636
1910 CENSUS INDEX - FAMILY

U. S. DEPARTMENT OF COMMERCE
BUREAU OF THE CENSUS

TEXAS

U300	NAME OF INDIVIDUAL <i>White Susan</i>		E.D. 945	SHEET
COLOR <i>B</i>	AGE <i>51</i>	BIRTHPLACE <i>Ga</i>	VOL. <i>57</i>	
COUNTY <i>Gregg</i>		CITY		
ENUMERATED WITH <i>White Robert</i>				
RELATIONSHIP TO ABOVE				
<input type="checkbox"/> SON	<input type="checkbox"/> NEPHEW	<input type="checkbox"/> STEPSON		
<input type="checkbox"/> DAUGHTER	<input type="checkbox"/> NIECE	<input type="checkbox"/> STEPDAUGHTER		
<input type="checkbox"/> BROTHER	<input type="checkbox"/> FATHER-IN-LAW	<input type="checkbox"/> COUSIN		
<input type="checkbox"/> SISTER	<input type="checkbox"/> MOTHER-IN-LAW	<input type="checkbox"/> HIRED MAN		
<input type="checkbox"/> FATHER	<input type="checkbox"/> SON-IN-LAW	<input type="checkbox"/> ROOMER		
<input checked="" type="checkbox"/> MOTHER	<input type="checkbox"/> DAUGHTER-IN-LAW	<input type="checkbox"/> SERVANT		
<input type="checkbox"/> GRANDSON	<input type="checkbox"/> BROTHER-IN-LAW	<input type="checkbox"/> OTHER (Specify)		
<input type="checkbox"/> GRANDDAUGHTER	<input type="checkbox"/> SISTER-IN-LAW			
<input type="checkbox"/> GRANDCHILD	<input type="checkbox"/> ORPHAN			

FORM 10-637

1910 CENSUS INDEX - INDIVIDUAL

U. S. DEPARTMENT OF COMMERCE
BUREAU OF THE CENSUS

TEXAS

61300		NAME OF INDIVIDUAL W. Galt, Susan		E.D. 65	SHEET 58
COLOR W	AGE 65	BIRTHPLACE		VOL. 1/5	
COUNTY Parker			CITY		
ENUMERATED WITH H. Allen, James C.					
RELATIONSHIP TO ABOVE					
<input type="checkbox"/> SON	<input type="checkbox"/> NEPHEW	<input type="checkbox"/> STEPSON			
<input type="checkbox"/> DAUGHTER	<input type="checkbox"/> NIECE	<input type="checkbox"/> STEPDAUGHTER			
<input type="checkbox"/> BROTHER	<input type="checkbox"/> FATHER-IN-LAW	<input type="checkbox"/> COUSIN			
<input type="checkbox"/> SISTER	<input type="checkbox"/> MOTHER-IN-LAW	<input type="checkbox"/> HIRED MAN			
<input type="checkbox"/> FATHER	<input type="checkbox"/> SON-IN-LAW	<input type="checkbox"/> ROOMER			
<input type="checkbox"/> MOTHER	<input type="checkbox"/> DAUGHTER-IN-LAW	<input type="checkbox"/> SERVANT			
<input type="checkbox"/> GRANDSON	<input type="checkbox"/> BROTHER-IN-LAW	<input type="checkbox"/> OTHER (Specify)			
<input type="checkbox"/> GRANDDAUGHTER	<input checked="" type="checkbox"/> WIFE-IN-LAW				
<input type="checkbox"/> GRANDCHILD	<input type="checkbox"/> ORPHAN				

FORM 10 837
1910 CENSUS INDEX - INDIVIDUALU S DEPARTMENT OF COMMERCE
BUREAU OF THE CENSUS

TEXAS

W 380	NAME OF INDIVIDUAL <i>White, Susa</i>		E. D. 31	SHEET 6
COLOR <i>W</i>	AGE <i>61</i>	BIRTHPLACE <i>La</i>	VOL. 32	
COUNTY <i>Coryell</i>		CITY		
ENUMERATED WITH <i>White, Edwin</i>				
RELATIONSHIP TO ABOVE				
<input type="checkbox"/> SON	<input type="checkbox"/> NEPHEW	<input type="checkbox"/> STEPSON		
<input type="checkbox"/> DAUGHTER	<input type="checkbox"/> NIECE	<input type="checkbox"/> STEPDAUGHTER		
<input type="checkbox"/> BROTHER	<input type="checkbox"/> FATHER-IN-LAW	<input type="checkbox"/> COUSIN		
<input type="checkbox"/> SISTER	<input type="checkbox"/> MOTHER-IN-LAW	<input type="checkbox"/> HIRED MAN		
<input type="checkbox"/> FATHER	<input type="checkbox"/> SON-IN-LAW	<input type="checkbox"/> ROOMER		
<input checked="" type="checkbox"/> MOTHER	<input type="checkbox"/> DAUGHTER-IN-LAW	<input type="checkbox"/> SERVANT		
<input type="checkbox"/> GRANDSON	<input type="checkbox"/> BROTHER-IN-LAW	<input type="checkbox"/> OTHER (Specify)		
<input type="checkbox"/> GRANDDAUGHTER	<input type="checkbox"/> SISTER-IN-LAW			
<input type="checkbox"/> GRANDCHILD	<input type="checkbox"/> ORPHAN			

FORM 10-537

1910 CENSUS INDEX - INDIVIDUAL

U. S. DEPARTMENT OF COMMERCE
BUREAU OF THE CENSUS

TEXAS

12300		HEAD OF FAMILY <i>White, Sully F.</i>		E.O. <i>760</i>	SHEET <i>168</i>
COLOR <i>W</i>	AGE <i>24</i>	BIRTHPLACE		VOL. <i>144</i>	
COUNTY			CITY		
WITNESSES OTHER MEMBERS OF FAMILY					
NAME		RELATIONSHIP	AGE	BIRTHPLACE	
<i>Carrie</i>		<i>W</i>	<i>18</i>		
<i>Hubert L</i>		<i>S</i>	<i>9/12</i>		

FORM 10 636

1910 CENSUS INDEX - FAMILY

U.S. DEPARTMENT OF COMMERCE
BUREAU OF THE CENSUS

TEXAS

W-300		HEAD OF FAMILY		Wood Surr S		E.D.	SHEET
COLOR	AGE	BIRTHPLACE				20	1
W	63	G-11				VOL.	
COUNTY		Freestone		CITY		54	
OTHER MEMBERS OF FAMILY							
NAME		RELATIONSHIP		AGE	BIRTHPLACE		
L Sadler S		SID		23			
Helly McHerrill		G-MI		16			

FORM 10 636
1910 CENSUS INDEX - FAMILY

U. S. DEPARTMENT OF COMMERCE
BUREAU OF THE CENSUS

TEXAS

W300		NAME OF INDIVIDUAL <i>Myrtle Sue B.</i>		E.D. <i>97</i>	SHEET <i>139</i>
COLOR <i>W</i>	AGE <i>25</i>	BIRTHPLACE		VOL. <i>52</i>	
COUNTY			CITY <i>Rotan</i>		
ENUMERATED WITH <i>Owerton John</i>					
RELATIONSHIP TO ABOVE					
<input type="checkbox"/> SON	<input type="checkbox"/> NEPHEW	<input type="checkbox"/> STEPSON			
<input type="checkbox"/> DAUGHTER	<input type="checkbox"/> NIECE	<input type="checkbox"/> STEPDAUGHTER			
<input type="checkbox"/> BROTHER	<input type="checkbox"/> FATHER-IN-LAW	<input type="checkbox"/> COUSIN			
<input type="checkbox"/> SISTER	<input type="checkbox"/> MOTHER-IN-LAW	<input type="checkbox"/> HIRED MAN			
<input type="checkbox"/> FATHER	<input type="checkbox"/> SON-IN-LAW	<input type="checkbox"/> ROOMER			
<input type="checkbox"/> MOTHER	<input type="checkbox"/> DAUGHTER-IN-LAW	<input type="checkbox"/> SERVANT			
<input type="checkbox"/> GRANDSON	<input type="checkbox"/> BROTHER-IN-LAW	<input checked="" type="checkbox"/> OTHER (Specify)			
<input type="checkbox"/> GRANDDAUGHTER	<input type="checkbox"/> SISTER-IN-LAW	<i>Bo</i>			
<input type="checkbox"/> GRANDCHILD	<input type="checkbox"/> ORPHAN				

FORM 10-637

1910 CENSUS INDEX - INDIVIDUAL

U.S. DEPARTMENT OF COMMERCE
BUREAU OF THE CENSUS

TEXAS

C'300		NAME OF INDIVIDUAL <i>Hood, Sue</i>		E.D. 140.	SHEET 33
COLOR W-	AGE 63	BIRTHPLACE <i>Ky.</i>		VOL. -80	
COUNTY Hutchinson		CITY <i>City</i>			
ENUMERATED WITH <i>Baker, A. H.</i>					
RELATIONSHIP TO ABOVE					
<input type="checkbox"/> SON	<input type="checkbox"/> NEPHEW	<input type="checkbox"/> STEPSON			
<input type="checkbox"/> DAUGHTER	<input type="checkbox"/> NIECE	<input type="checkbox"/> STEPDAUGHTER			
<input type="checkbox"/> BROTHER	<input type="checkbox"/> FATHER-IN-LAW	<input type="checkbox"/> COUSIN			
<input type="checkbox"/> SISTER	<input checked="" type="checkbox"/> MOTHER-IN-LAW	<input type="checkbox"/> HIRED MAN			
<input type="checkbox"/> FATHER	<input type="checkbox"/> SON-IN-LAW	<input type="checkbox"/> ROOMER			
<input type="checkbox"/> MOTHER	<input type="checkbox"/> DAUGHTER-IN-LAW	<input type="checkbox"/> SERVANT			
<input type="checkbox"/> GRANDSON	<input type="checkbox"/> BROTHER-IN-LAW	<input type="checkbox"/> OTHER (<i>Specify</i>)			
<input type="checkbox"/> GRANDDAUGHTER	<input type="checkbox"/> SISTER-IN-LAW				
<input type="checkbox"/> GRANDCHILD	<input type="checkbox"/> ORPHAN				

FORM 10-637
1910 CENSUS INDEX - INDIVIDUAL

U. S. DEPARTMENT OF COMMERCE
BUREAU OF THE CENSUS

TEXAS

W3001	NAME OF INDIVIDUAL <i>White Sudie</i>		E.D. 17	SHEET 15
COLOR <i>W</i>	AGE <i>46</i>	BIRTHPLACE -	VOL. 23	
COUNTY <i>Cherokee</i>		CITY <i>Jacksonville</i>		
ENUMERATED WITH <i>George Andrew H.</i>				
RELATIONSHIP TO ABOVE				
<input type="checkbox"/> SON	<input type="checkbox"/> NEPHEW	<input type="checkbox"/> STEPSON		
<input type="checkbox"/> DAUGHTER	<input type="checkbox"/> NIECE	<input type="checkbox"/> STEPDAUGHTER		
<input type="checkbox"/> BROTHER	<input type="checkbox"/> FATHER-IN-LAW	<input type="checkbox"/> COUSIN		
<input type="checkbox"/> SISTER	<input type="checkbox"/> MOTHER-IN-LAW	<input type="checkbox"/> HIRED MAN		
<input type="checkbox"/> FATHER	<input type="checkbox"/> SON-IN-LAW	<input type="checkbox"/> ROOMER		
<input type="checkbox"/> MOTHER	<input type="checkbox"/> DAUGHTER-IN-LAW	<input type="checkbox"/> SERVANT		
<input type="checkbox"/> GRANDSON	<input type="checkbox"/> BROTHER-IN-LAW	<input type="checkbox"/> OTHER (<i>Specify</i>)		
<input type="checkbox"/> GRANDDAUGHTER	<input checked="" type="checkbox"/> SISTER-IN-LAW			
<input type="checkbox"/> GRANDCHILD	<input type="checkbox"/> ORPHAN			

FORM 10-637
1910 CENSUS INDEX - INDIVIDUAL

U.S. DEPARTMENT OF COMMERCE
BUREAU OF THE CENSUS

TEXAS

W300	NAME OF INDIVIDUAL White - Judie		E.D. 117	SHEET 497
COLOR W	AGE 37	BIRTHPLACE	VOL. 142	
COUNTY Williamson	CITY Georgetown			
ENUMERATED WITH Barnett Ruby F.				
RELATIONSHIP TO ABOVE				
<input type="checkbox"/> SON	<input type="checkbox"/> NEPHEW	<input type="checkbox"/> STEPSON		
<input type="checkbox"/> DAUGHTER	<input type="checkbox"/> NIECE	<input type="checkbox"/> STEPDAUGHTER		
<input type="checkbox"/> BROTHER	<input type="checkbox"/> FATHER-IN-LAW	<input type="checkbox"/> COUSIN		
<input type="checkbox"/> SISTER	<input type="checkbox"/> MOTHER-IN-LAW	<input type="checkbox"/> HIRED MAN		
<input type="checkbox"/> FATHER	<input type="checkbox"/> SON-IN-LAW	<input checked="" type="checkbox"/> ROOMER		
<input type="checkbox"/> MOTHER	<input type="checkbox"/> DAUGHTER-IN-LAW	<input type="checkbox"/> SERVANT		
<input type="checkbox"/> GRANDSON	<input type="checkbox"/> BROTHER-IN-LAW	<input type="checkbox"/> OTHER (Specify)		
<input type="checkbox"/> GRANDDAUGHTER	<input type="checkbox"/> SISTER-IN-LAW			
<input type="checkbox"/> GRANDCHILD	<input type="checkbox"/> ORPHAN			

FORM BC-627 (5-5-67)
FORMERLY 10-637

U.S. DEPARTMENT OF COMMERCE
BUREAU OF THE CENSUS

1910 CENSUS INDEX - INDIVIDUAL

TEXAS

(W) 300		NAME OF INDIVIDUAL <i>White Sturgeon</i>		E.O. <i>87</i>	SHEET <i>99</i>
COLOR <i>W</i>	AGE <i>10</i>	BIRTHPLACE		VOL. <i>91</i>	
COUNTY <i>Lamar</i>			CITY		
ENUMERATED WITH <i>redford, William</i>					
RELATIONSHIP TO ABOVE					
<input type="checkbox"/> SON	<input type="checkbox"/> NEPHEW	<input checked="" type="checkbox"/> STEPSON			
<input type="checkbox"/> DAUGHTER	<input type="checkbox"/> NIECE	<input type="checkbox"/> STEPDAUGHTER			
<input type="checkbox"/> BROTHER	<input type="checkbox"/> FATHER-IN-LAW	<input type="checkbox"/> COUSIN			
<input type="checkbox"/> SISTER	<input type="checkbox"/> MOTHER-IN-LAW	<input type="checkbox"/> HIRED MAN			
<input type="checkbox"/> FATHER	<input type="checkbox"/> SON-IN-LAW	<input type="checkbox"/> ROOMER			
<input type="checkbox"/> MOTHER	<input type="checkbox"/> DAUGHTER-IN-LAW	<input type="checkbox"/> SERVANT			
<input type="checkbox"/> GRANDSON	<input type="checkbox"/> BROTHER-IN-LAW	<input type="checkbox"/> OTHER (<i>Specify</i>)			
<input type="checkbox"/> GRANDDAUGHTER	<input type="checkbox"/> SISTER-IN-LAW				
<input type="checkbox"/> GRANDCHILD	<input type="checkbox"/> ORPHAN				

FORM 10 637
1910 CENSUS INDEX - INDIVIDUAL

U.S. DEPARTMENT OF COMMERCE
BUREAU OF THE CENSUS

TEXAS

W 30.	NAME OF INDIVIDUAL <i>White Annie</i>		E.D. 56	SHEET 308
COLOR W	AGE 71	BIRTHPLACE	VOL. 77	
COUNTY Hopkins		CITY		
ENUMERATED WITH <i>Capps Anna L</i>				
RELATIONSHIP TO ABOVE				
<input type="checkbox"/> SON	<input type="checkbox"/> NEPHEW	<input type="checkbox"/> STEPSON		
<input type="checkbox"/> DAUGHTER	<input type="checkbox"/> NIECE	<input checked="" type="checkbox"/> STEPDAUGHTER		
<input type="checkbox"/> BROTHER	<input type="checkbox"/> FATHER-IN-LAW	<input type="checkbox"/> COUSIN		
<input type="checkbox"/> SISTER	<input type="checkbox"/> MOTHER-IN-LAW	<input type="checkbox"/> HIRED MAN		
<input type="checkbox"/> FATHER	<input type="checkbox"/> SON-IN-LAW	<input type="checkbox"/> ROOMER		
<input type="checkbox"/> MOTHER	<input type="checkbox"/> DAUGHTER-IN-LAW	<input type="checkbox"/> SERVANT		
<input type="checkbox"/> GRANDSON	<input type="checkbox"/> BROTHER-IN-LAW	<input type="checkbox"/> OTHER (<i>Specify</i>)		
<input type="checkbox"/> GRANDDAUGHTER	<input type="checkbox"/> SISTER-IN-LAW			
<input type="checkbox"/> GRANDCHILD	<input type="checkbox"/> ORPHAN			

FORM 10-637
1910 CENSUS INDEX - INDIVIDUAL

U.S. DEPARTMENT OF COMMERCE
BUREAU OF THE CENSUS

TEXAS

71300	HEAD OF FAMILY White Stonewall		E.D. 61	SHEET 172
COLOR W	AGE 39	BIRTHPLACE	VOL. 50	
COUNTY Falls		CITY Pawbird		
OTHER MEMBERS OF FAMILY				
NAME		RELATIONSHIP	AGE	BIRTHPLACE
Kula		W	36	
Mona		S	14	
Harvey		S	9	
Maud		D	6	

FORM 10 636
1910 CENSUS INDEX - FAMILY

U.S. DEPARTMENT OF COMMERCE
BUREAU OF THE CENSUS

TEXAS

W 300	HEAD OF FAMILY		E.D.	SHEET
	White Stone Walker		117	294
COLOR	AGE	BIRTHPLACE	VOL.	
W	51	Texas	118	
COUNTY		CITY		
Robertson				
OTHER MEMBERS OF FAMILY				
NAME		RELATIONSHIP	AGE	BIRTHPLACE
L. J. Walker				

FORM 10 638
1910 CENSUS INDEX - FAMILY

U S. DEPARTMENT OF COMMERCE
BUREAU OF THE CENSUS

TEXAS

167,000	HEAD OF FAMILY Wheat Stack		E.D. 41	SHEET 247
COLOR W	AGE 58	BIRTHPLACE -	VOL. 30	
COUNTY Delta		CITY -		
OTHER MEMBERS OF FAMILY				
NAME		RELATIONSHIP	AGE	BIRTHPLACE
Emma		w	45	-
Beasley Kucare		S.D.	12	-
-				
-				
-				
-				
-				
-				

FORM 10-636
1910 CENSUS INDEX - FAMILY

U.S. DEPARTMENT OF COMMERCE
BUREAU OF THE CENSUS

TEXAS

W 300	NAME OF INDIVIDUAL <i>White. Stir</i>		E.C. <i>54</i>	SHEET <i>157</i>
COLOR <i>W</i>	AGE <i>30</i>	BIRTHPLACE	VOL. <i>77</i>	
COUNTY <i>Hopkins</i>		CITY <i>Lucifer Springs</i>		
ENUMERATED WITH <i>Ardis Isaac H</i>				
RELATIONSHIP TO ABOVE				
<input type="checkbox"/> SON	<input type="checkbox"/> NEPHEW	<input type="checkbox"/> STEPSON		
<input type="checkbox"/> DAUGHTER	<input type="checkbox"/> NIECE	<input type="checkbox"/> STEPDAUGHTER		
<input type="checkbox"/> BROTHER	<input type="checkbox"/> FATHER-IN-LAW	<input type="checkbox"/> COUSIN		
<input type="checkbox"/> SISTER	<input type="checkbox"/> MOTHER-IN-LAW	<input type="checkbox"/> HIRED MAN		
<input type="checkbox"/> FATHER	<input type="checkbox"/> SON-IN-LAW	<input checked="" type="checkbox"/> ROOMER		
<input type="checkbox"/> MOTHER	<input type="checkbox"/> DAUGHTER-IN-LAW	<input type="checkbox"/> SERVANT		
<input type="checkbox"/> GRANDSON	<input type="checkbox"/> BROTHER-IN-LAW	<input type="checkbox"/> OTHER (Specify)		
<input type="checkbox"/> GRANDDAUGHTER	<input type="checkbox"/> SISTER-IN-LAW			
<input type="checkbox"/> GRANDCHILD	<input type="checkbox"/> ORPHAN			

FORM 10-637
1910 CENSUS INDEX - INDIVIDUAL

U. S. DEPARTMENT OF COMMERCE
BUREAU OF THE CENSUS

TEXAS

W300	HEAD OF FAMILY		WOOD STEVEN J	E.O.	SHEET
COLOR	AGE	BIRTHPLACE		VOL.	
W	34	Va		136	
COUNTY	Travis		CITY		
OTHER MEMBERS OF FAMILY					
NAME		RELATIONSHIP	AGE	BIRTHPLACE	
Lucy C.		w	40	Lynn	
Zoromon C. C. C. C.		S.S.	13	I	
Wood B. B. B.		D	10		
Jewel B.		D	8		
Violet B.		D	5		

FORM 10-636
1910 CENSUS INDEX - FAMILY

U.S. DEPARTMENT OF COMMERCE
BUREAU OF THE CENSUS

TEXAS

W300	HEAD OF FAMILY		White	Stine	E.D.	SHEET
					10	10
COLOR	AGE	BIRTHPLACE			VOL.	
White	65	Pa			1	
COUNTY				CITY		
Anderson				Palestine		
OTHER MEMBERS OF FAMILY						
NAME		RELATIONSHIP	AGE	BIRTHPLACE		
Swanson, Virginia		D	21			

FORM 10-636
1910 CENSUS INDEX - FAMILY

U.S. DEPARTMENT OF COMMERCE
BUREAU OF THE CENSUS

TEXAS

W 3.00	HEAD OF FAMILY W. Miller ^{Age} - Steve		E.D. 112	SHEET 12
COLOR 13	AGE 23	BIRTHPLACE	VOL. 118	
COUNTY Robertson		CITY		
OTHER MEMBERS OF FAMILY				
NAME		RELATION- SHIP	AGE	BIRTHPLACE
L. May		W	21	

FORM 10 636
1910 CENSUS INDEX - FAMILY

U. S. DEPARTMENT OF COMMERCE
BUREAU OF THE CENSUS

TEXAS

W.300	HEAD OF FAMILY W. Wood, Stone		E.D. 141	SHEET 77
COLOR W	AGE 34	BIRTHPLACE	VOL. 119	
COUNTY	San Augustine		CITY	
OTHER MEMBERS OF FAMILY				
NAME		RELATIONSHIP	AGE	BIRTHPLACE
Lige E		W	38	
Hugh W		S	13	
Bessie W		D	11	
Evert		S	8	
Eddie J		D	3	

FORM 10-636
1910 CENSUS INDEX - FAMILY

U S DEPARTMENT OF COMMERCE
BUREAU OF THE CENSUS

TEXAS

10300	HEAD OF FAMILY <i>White Steve</i>		E.D. <i>94</i>	SHEET <i>16</i>
COLOR <i>W</i>	AGE <i>35</i>	BIRTHPLACE	VOL. <i>17</i>	
COUNTY Brown		CITY <i>Brownwood</i>		
OTHER MEMBERS OF FAMILY				
NAME		RELATIONSHIP	AGE	BIRTHPLACE
<i>1 Lottie</i>		<i>W</i>	<i>29</i>	

FORM 10-636
1910 CENSUS INDEX - FAMILY

U. S. DEPARTMENT OF COMMERCE
BUREAU OF THE CENSUS

TEXAS

W 300	HEAD OF FAMILY		White Sterling P		E.D.	SHEET
COLOR	AGE	BIRTHPLACE		VOL.		
W	34			38		
COUNTY				CITY		
Dimmit						
OTHER MEMBERS OF FAMILY						
NAME		RELATIONSHIP	AGE	BIRTHPLACE		
Ira P.		W	32	Ill.		
Harold		S	6			
Eveline		S	3			

FORM 10-636
1910 CENSUS INDEX - FAMILY

U.S. DEPARTMENT OF COMMERCE
BUREAU OF THE CENSUS

TEXAS

11500	HEAD OF FAMILY		Wood, Sterling P		E.D.	113	SHEET	4
COLOR	W	AGE	47	BIRTHPLACE	VOL.		18	
COUNTY	Burnet			CITY				
OTHER MEMBERS OF FAMILY								
	NAME	RELATIONSHIP	AGE	BIRTHPLACE				
	Elizabeth	W	51	Ala				
	Neva S	D	18					
	John M	S	15					
	James R	S	13					
	Ralph H	S	11					
	Mary T	M	84	Ala				

FORM 10-636
1910 CENSUS INDEX - FAMILY

U. S. DEPARTMENT OF COMMERCE
BUREAU OF THE CENSUS

TEXAS

W300	NAME OF INDIVIDUAL <i>Wood Sterling</i>		E.D. <i>59</i>	SHEET <i>108</i>
COLOR <i>B-</i>	AGE <i>43</i>	BIRTHPLACE	VOL. <i>44</i>	
COUNTY <i>El Paso</i>		CITY <i>El Paso</i>		
ENUMERATED WITH <i>Ford James B</i>				
RELATIONSHIP TO ABOVE				
<input type="checkbox"/> SON	<input type="checkbox"/> NEPHEW	<input type="checkbox"/> STEPSON		
<input type="checkbox"/> DAUGHTER	<input type="checkbox"/> NIECE	<input type="checkbox"/> STEPDAUGHTER		
<input type="checkbox"/> BROTHER	<input type="checkbox"/> FATHER-IN-LAW	<input type="checkbox"/> COUSIN		
<input type="checkbox"/> SISTER	<input type="checkbox"/> MOTHER-IN-LAW	<input type="checkbox"/> HIRED MAN		
<input type="checkbox"/> FATHER	<input type="checkbox"/> SON-IN-LAW	<input checked="" type="checkbox"/> ROOMER		
<input type="checkbox"/> MOTHER	<input type="checkbox"/> DAUGHTER-IN-LAW	<input type="checkbox"/> SERVANT		
<input type="checkbox"/> GRANDSON	<input type="checkbox"/> BROTHER-IN-LAW	<input type="checkbox"/> OTHER (Specify)		
<input type="checkbox"/> GRANDDAUGHTER	<input type="checkbox"/> SISTER-IN-LAW			
<input type="checkbox"/> GRANDCHILD	<input type="checkbox"/> ORPHAN			

FORM 10-637
1910 CENSUS INDEX - INDIVIDUAL

U. S. DEPARTMENT OF COMMERCE
BUREAU OF THE CENSUS

TEXAS

W300	HEAD OF FAMILY White Stephen W		E.D. 114	SHEET 150
COLOR W	AGE 61	BIRTHPLACE Tenn	VOL. 46	
COUNTY Ellis		CITY		
OTHER MEMBERS OF FAMILY				
NAME		RELATIONSHIP	AGE	BIRTHPLACE
Frances		W	61	Tenn
Ralph Lee		D	13	Ala
Johnson Colburn		W	18	
Kessie		W	14	

FORM 10-636
1910 CENSUS INDEX - FAMILY

U. S. DEPARTMENT OF COMMERCE
BUREAU OF THE CENSUS

TEXAS-

W 300	HEAD OF FAMILY Wood Stephen		E.D. 135	SHEET 263
COLOR W	AGE 31	BIRTHPLACE		VOL. 80
COUNTY Hunt		CITY		
OTHER MEMBERS OF FAMILY				
NAME		RELATIONSHIP	AGE	BIRTHPLACE
Leona W		W	27	
Lola W		D	7	
Apol		D	4	

FORM 10 636
1910 CENSUS INDEX - FAMILY

U.S. DEPARTMENT OF COMMERCE
BUREAU OF THE CENSUS

TEXAS

1000	HEAD OF FAMILY <i>White, Stephen H</i>		E.D. <i>167</i>	SHEET <i>66</i>
COLOR <i>W</i>	AGE <i>68</i>	BIRTHPLACE	VOL. <i>141</i>	
COUNTY	CITY <i>Waller</i>			
OTHER MEMBERS OF FAMILY				
	NAME	RELATIONSHIP	AGE	BIRTHPLACE
	<i>Esther H</i>	<i>W</i>	<i>54</i>	<i>Ala</i>
	<i>James</i>	<i>D</i>	<i>19</i>	
	<i>Stephen</i>	<i>S</i>	<i>17</i>	
	<i>Mace</i>	<i>D</i>	<i>15</i>	
	<i>James A</i>	<i>Bl</i>	<i>51</i>	
	James A			

FORM 10-636
1910 CENSUS INDEX - FAMILYU. S. DEPARTMENT OF COMMERCE
BUREAU OF THE CENSUS

TEXAS

11300	HEAD OF FAMILY Wood Stephen D.		E.D. 19	SHEET 155
COLOR W.	AGE 52	BIRTHPLACE Geo.	VOL. 74	
COUNTY H.	Henderson		CITY	
OTHER MEMBERS OF FAMILY				
NAME		RELATION- SHIP	AGE	BIRTHPLACE
1 Fred		S	15	

FORM 10 636
1910 CENSUS INDEX - FAMILYU.S. DEPARTMENT OF COMMERCE
BUREAU OF THE CENSUS

TEXAS

W300	HEAD OF FAMILY		White Stephen		E.D.	SHEET
COLOR	AGE	BIRTHPLACE			13	12
W	24	Ill Bell			VOL.	7
COUNTY				CITY		
				Rogers		
OTHER MEMBERS OF FAMILY						
	NAME		RELATIONSHIP	AGE	BIRTHPLACE	
1	Jessie		W	19	Ga	

FORM 10-636
1910 CENSUS INDEX - FAMILY

U. S. DEPARTMENT OF COMMERCE
BUREAU OF THE CENSUS

TEXAS

10300	HEAD OF FAMILY White Stephen		E.O. 109	SHEET 136
COLOR B	AGE 44	BIRTHPLACE Washington		VOL. 146
COUNTY		CITY		
OTHER MEMBERS OF FAMILY				
NAME		RELATIONSHIP	AGE	BIRTHPLACE
Mary		W	50	
Stephen		S	19	
William		S	17	
Christina		S	13	
9 2 B				

FORM 10-636
1910 CENSUS INDEX - FAMILYU.S. DEPARTMENT OF COMMERCE
BUREAU OF THE CENSUS

TEXAS

W 308	HEAD OF FAMILY		E.D.	SHEET
	- White Stephen		107	387
COLOR	AGE	BIRTHPLACE	VOL.	
3	40		158	
COUNTY	CITY			
Tarrant	Fort Worth			
OTHER MEMBERS OF FAMILY				
NAME	RELATIONSHIP	AGE	BIRTHPLACE	
James Wilson				

FORM 10 636
1910 CENSUS INDEX - FAMILY

U. S. DEPARTMENT OF COMMERCE
BUREAU OF THE CENSUS

TEXAS

W300	NAME OF INDIVIDUAL <i>White Stephen</i>		E.D. 77	SHEET 277
COLOR <i>W</i>	AGE <i>29</i>	BIRTHPLACE	VOL <i>137</i>	
COUNTY <i>Travis</i>		CITY <i>Austin</i>		
ENUMERATED WITH <i>Susan Middleton</i>				
RELATIONSHIP TO ABOVE				
<input type="checkbox"/> SON	<input type="checkbox"/> NEPHEW	<input type="checkbox"/> STEPSON		
<input type="checkbox"/> DAUGHTER	<input type="checkbox"/> NIECE	<input type="checkbox"/> STEPDAUGHTER		
<input type="checkbox"/> BROTHER	<input type="checkbox"/> FATHER-IN-LAW	<input type="checkbox"/> COUSIN		
<input type="checkbox"/> SISTER	<input type="checkbox"/> MOTHER-IN-LAW	<input type="checkbox"/> HIRED MAN		
<input type="checkbox"/> FATHER	<input type="checkbox"/> SON-IN-LAW	<input type="checkbox"/> ROOMER		
<input type="checkbox"/> MOTHER	<input type="checkbox"/> DAUGHTER-IN-LAW	<input type="checkbox"/> SERVANT		
<input type="checkbox"/> GRANDSON	<input type="checkbox"/> BROTHER-IN-LAW	<input type="checkbox"/> OTHER (Specify)		
<input type="checkbox"/> GRANDDAUGHTER	<input type="checkbox"/> SISTER-IN-LAW			
<input type="checkbox"/> GRANDCHILD	<input type="checkbox"/> ORPHAN			

FORM 10-637

1910 CENSUS INDEX - INDIVIDUAL

U. S. DEPARTMENT OF COMMERCE
BUREAU OF THE CENSUS

TEXAS

W.300		HEAD OF FAMILY		Stephan		E.D.	SHEET
White		AGE		53		268	536
COLOR	W	BIRTHPLACE	VOL. 1338				
COUNTY	Taylor		CITY				
OTHER MEMBERS OF FAMILY							
NAME		RELATIONSHIP	AGE	BIRTHPLACE			
Lavinia		W	49				
Loring		D	18				
Walter		S	15				
Robert		S	13				
Lillian		D	11				
Mechan		S	9				
Fred		S	6				

FORM 10-638

1910 CENSUS INDEX - FAMILY

U.S. DEPARTMENT OF COMMERCE
BUREAU OF THE CENSUS

TEXAS

W 300	HEAD OF FAMILY White Stephen		E.D. 141	SHEET 83
COLOR W	AGE 45	BIRTHPLACE Tenn	VOL. 86	
COUNTY Jones		CITY		
OTHER MEMBERS OF FAMILY				
	NAME	RELATION- SHIP	AGE	BIRTHPLACE
	Anna	W	30	N.C.
	Robert	L	18	
	John	S	7/2	
	Mattie	L	7/2	

FORM 10-636
1910 CENSUS INDEX - FAMILY

U.S. DEPARTMENT OF COMMERCE
BUREAU OF THE CENSUS

TEXAS [REDACTED]

W 300	NAME OF INDIVIDUAL <i>White, Stellar</i>		E. D. 101	SHEET 260
COLOR <i>B</i>	AGE <i>10</i>	BIRTHPLACE	VOL. <i>122</i>	
COUNTY <i>San Jacinto</i>		CITY		
ENUMERATED WITH <i>Brown, Joe</i>				
RELATIONSHIP TO ABOVE				
<input type="checkbox"/> SON	<input type="checkbox"/> NEPHEW	<input type="checkbox"/> STEPSON		
<input type="checkbox"/> DAUGHTER	<input type="checkbox"/> NIECE	<input checked="" type="checkbox"/> STEPDAUGHTER		
<input type="checkbox"/> BROTHER	<input type="checkbox"/> FATHER-IN-LAW	<input type="checkbox"/> COUSIN		
<input type="checkbox"/> SISTER	<input type="checkbox"/> MOTHER-IN-LAW	<input type="checkbox"/> HIRED MAN		
<input type="checkbox"/> FATHER	<input type="checkbox"/> SON-IN-LAW	<input type="checkbox"/> ROOMER		
<input type="checkbox"/> MOTHER	<input type="checkbox"/> DAUGHTER-IN-LAW	<input type="checkbox"/> SERVANT		
<input type="checkbox"/> GRANDSON	<input type="checkbox"/> BROTHER-IN-LAW	<input type="checkbox"/> OTHER (Specify)		
<input type="checkbox"/> GRANDDAUGHTER	<input type="checkbox"/> SISTER-IN-LAW			
<input type="checkbox"/> GRANDCHILD	<input type="checkbox"/> ORPHAN			

FORM 10-637 (5-18-62)

1910 CENSUS INDEX - INDIVIDUAL

U. S. DEPARTMENT OF COMMERCE
BUREAU OF THE CENSUS

9 GPO : 1962 O-641423

TEXAS

W 300	HEAD OF FAMILY Wood Stella		E.D. 100	SHEET 155
COLOR B	AGE 21	BIRTHPLACE	VOL. 68	
COUNTY Harris	CITY Houston			
OTHER MEMBERS OF FAMILY				
NAME		RELATIONSHIP	AGE	BIRTHPLACE
12 R.				

FORM 10 636
1910 CENSUS INDEX - FAMILY

U.S. DEPARTMENT OF COMMERCE
BUREAU OF THE CENSUS

TEXAS

16'300		NAME OF INDIVIDUAL <i>Wheat Stella</i>		E.O.	SHEET
COLOR <i>W</i>	AGE <i>26</i>	BIRTHPLACE		10	3
COUNTY <i>-</i>	<i>Baylor</i>	CITY <i>Seymour</i>		VOL.	<i>6</i>
ENUMERATED WITH <i>Wheat William T</i>					
RELATIONSHIP TO ABOVE					
<input type="checkbox"/> SON	<input type="checkbox"/> NEPHEW	<input type="checkbox"/> STEPSON			
<input type="checkbox"/> DAUGHTER	<input type="checkbox"/> NIECE	<input type="checkbox"/> STEPDAUGHTER			
<input type="checkbox"/> BROTHER	<input type="checkbox"/> FATHER-IN-LAW	<input type="checkbox"/> COUSIN			
<input type="checkbox"/> SISTER	<input type="checkbox"/> MOTHER-IN-LAW	<input type="checkbox"/> HIRED MAN			
<input type="checkbox"/> FATHER	<input type="checkbox"/> SON-IN-LAW	<input type="checkbox"/> ROOMER			
<input type="checkbox"/> MOTHER	<input checked="" type="checkbox"/> DAUGHTER-IN-LAW	<input type="checkbox"/> SERVANT			
<input type="checkbox"/> GRANDSON	<input type="checkbox"/> BROTHER-IN-LAW	<input type="checkbox"/> OTHER (<i>Specify</i>)			
<input type="checkbox"/> GRANDDAUGHTER	<input type="checkbox"/> SISTER-IN-LAW				
<input type="checkbox"/> GRANDCHILD	<input type="checkbox"/> ORPHAN				

FORM 10-637
1910 CENSUS INDEX - INDIVIDUAL

U.S. DEPARTMENT OF COMMERCE
BUREAU OF THE CENSUS

TEXAS

W300		NAME OF INDIVIDUAL <i>W. Lita Stella</i>		E.O. 190	SHEET 335
COLOR <i>B</i>	AGE <i>27</i>	BIRTHPLACE		VOL. <i>113</i>	
COUNTY <i>Palo Pinto</i>			CITY <i>Mineral Wells</i>		
ENUMERATED WITH <i>Thompson, Sydney</i>					
RELATIONSHIP TO ABOVE					
<input type="checkbox"/> SON	<input type="checkbox"/> NEPHEW	<input type="checkbox"/> STEPSON			
<input type="checkbox"/> DAUGHTER	<input type="checkbox"/> NIECE	<input type="checkbox"/> STEPDAUGHTER			
<input type="checkbox"/> BROTHER	<input type="checkbox"/> FATHER-IN-LAW	<input type="checkbox"/> COUSIN			
<input type="checkbox"/> SISTER	<input type="checkbox"/> MOTHER-IN-LAW	<input type="checkbox"/> HIRED MAN			
<input type="checkbox"/> FATHER	<input type="checkbox"/> SON-IN-LAW	<input checked="" type="checkbox"/> ROOMER			
<input type="checkbox"/> MOTHER	<input type="checkbox"/> DAUGHTER-IN-LAW	<input type="checkbox"/> SERVANT			
<input type="checkbox"/> GRANDSON	<input type="checkbox"/> BROTHER-IN-LAW	<input type="checkbox"/> OTHER (Specify)			
<input type="checkbox"/> GRANDDAUGHTER	<input type="checkbox"/> SISTER-IN-LAW				
<input type="checkbox"/> GRANDCHILD	<input type="checkbox"/> ORPHAN				

FORM 10-637
1910 CENSUS INDEX - INDIVIDUAL

U. S. DEPARTMENT OF COMMERCE
BUREAU OF THE CENSUS

TEXAS

W 300		NAME OF INDIVIDUAL <i>Whitley Stella</i>		E.O. 153	SHEET 117
COLOR <i>W</i>	AGE <i>7</i>	BIRTHPLACE		VOL. 129	
COUNTY <i>Tarrant</i>			CITY <i>Fort Worth</i>		
ENUMERATED WITH <i>Whitley Lewis G</i>					
RELATIONSHIP TO ABOVE					
<input type="checkbox"/> SON	<input type="checkbox"/> NEPHEW	<input type="checkbox"/> STEPSON			
<input type="checkbox"/> DAUGHTER	<input type="checkbox"/> NIECE	<input type="checkbox"/> STEPDAUGHTER			
<input type="checkbox"/> BROTHER	<input type="checkbox"/> FATHER-IN-LAW	<input type="checkbox"/> COUSIN			
<input type="checkbox"/> SISTER	<input type="checkbox"/> MOTHER-IN-LAW	<input type="checkbox"/> HIRED MAN			
<input type="checkbox"/> FATHER	<input type="checkbox"/> SON-IN-LAW	<input type="checkbox"/> ROOMER			
<input type="checkbox"/> MOTHER	<input type="checkbox"/> DAUGHTER-IN-LAW	<input type="checkbox"/> SERVANT			
<input type="checkbox"/> GRANDSON	<input type="checkbox"/> BROTHER-IN-LAW	<input type="checkbox"/> OTHER (Specify)			
<input checked="" type="checkbox"/> GRANDDAUGHTER	<input type="checkbox"/> SISTER-IN-LAW				
<input type="checkbox"/> GRANDCHILD	<input type="checkbox"/> ORPHAN				

FORM 10-637
1910 CENSUS INDEX - INDIVIDUAL

U. S. DEPARTMENT OF COMMERCE
BUREAU OF THE CENSUS

TEXAS

W300	NAME OF INDIVIDUAL White Stella		E.D. 37	SHEET B27
COLOR Wm	AGE 2	BIRTHPLACE -	VOL. 73	
COUNTY Hood		CITY		
ENUMERATED WITH Will Harriett				
RELATIONSHIP TO ABOVE				
<input type="checkbox"/> SON	<input type="checkbox"/> NEPHEW	<input type="checkbox"/> STEPSON		
<input type="checkbox"/> DAUGHTER	<input type="checkbox"/> NIECE	<input type="checkbox"/> STEPDAUGHTER		
<input type="checkbox"/> BROTHER	<input type="checkbox"/> FATHER-IN-LAW	<input type="checkbox"/> COUSIN		
<input type="checkbox"/> SISTER	<input type="checkbox"/> MOTHER-IN-LAW	<input type="checkbox"/> HIRED MAN		
<input type="checkbox"/> FATHER	<input type="checkbox"/> SON-IN-LAW	<input type="checkbox"/> ROOMER		
<input type="checkbox"/> MOTHER	<input type="checkbox"/> DAUGHTER-IN-LAW	<input type="checkbox"/> SERVANT		
<input type="checkbox"/> GRANDSON	<input type="checkbox"/> BROTHER-IN-LAW	<input type="checkbox"/> OTHER (Specify)		
<input checked="" type="checkbox"/> GRANDDAUGHTER	<input type="checkbox"/> SISTER-IN-LAW			
<input type="checkbox"/> GRANDCHILD	<input type="checkbox"/> ORPHAN			

FORM 10-837
1910 CENSUS INDEX - INDIVIDUAL

U. S. DEPARTMENT OF COMMERCE
BUREAU OF THE CENSUS

TEXAS

W300	NAME OF INDIVIDUAL <i>White, Stella</i>		E.D. <i>70</i>	SHEET <i>215</i>
COLOR <i>W</i>	AGE <i>20</i>	BIRTHPLACE	VOL. <i>36</i>	
COUNTY <i>Dallas</i>		CITY		
ENUMERATED WITH		<i>Clark, Richard M</i>		
RELATIONSHIP TO ABOVE				
<input type="checkbox"/> SON	<input type="checkbox"/> NEPHEW	<input type="checkbox"/> STEPSON		
<input type="checkbox"/> DAUGHTER	<input type="checkbox"/> NIECE	<input type="checkbox"/> STEPDAUGHTER		
<input type="checkbox"/> BROTHER	<input type="checkbox"/> FATHER-IN-LAW	<input type="checkbox"/> COUSIN		
<input type="checkbox"/> SISTER	<input checked="" type="checkbox"/> MOTHER-IN-LAW	<input type="checkbox"/> HIRED MAN		
<input type="checkbox"/> FATHER	<input type="checkbox"/> SON-IN-LAW	<input type="checkbox"/> ROOMER		
<input type="checkbox"/> MOTHER	<input type="checkbox"/> DAUGHTER-IN-LAW	<input type="checkbox"/> SERVANT		
<input type="checkbox"/> GRANDSON	<input type="checkbox"/> BROTHER-IN-LAW	<input type="checkbox"/> OTHER (Specify)		
<input type="checkbox"/> GRANDDAUGHTER	<input type="checkbox"/> SISTER-IN-LAW			
<input type="checkbox"/> GRANDCHILD	<input type="checkbox"/> ORPHAN			

FORM 10-637

1910 CENSUS INDEX - INDIVIDUAL

U. S. DEPARTMENT OF COMMERCE
BUREAU OF THE CENSUS

TEXAS

W 300	NAME OF INDIVIDUAL White Steele		E.D. 141	SHEET 232
COLOR w	AGE 28	BIRTHPLACE Tex	VOL. 101	
COUNTY Matagorda		CITY Bay City		
ENUMERATED WITH Wife Charles F				
RELATIONSHIP TO ABOVE				
<input type="checkbox"/> SON	<input type="checkbox"/> NEPHEW	<input type="checkbox"/> STEPSON		
<input type="checkbox"/> DAUGHTER	<input type="checkbox"/> NIECE	<input type="checkbox"/> STEPDAUGHTER		
<input type="checkbox"/> BROTHER	<input checked="" type="checkbox"/> FATHER-IN-LAW	<input type="checkbox"/> COUSIN		
<input type="checkbox"/> SISTER	<input type="checkbox"/> MOTHER-IN-LAW	<input type="checkbox"/> HIRED MAN		
<input type="checkbox"/> FATHER	<input type="checkbox"/> SON-IN-LAW	<input checked="" type="checkbox"/> ROOMER		
<input type="checkbox"/> MOTHER	<input type="checkbox"/> DAUGHTER-IN-LAW	<input type="checkbox"/> SERVANT		
<input type="checkbox"/> GRANDSON	<input type="checkbox"/> BROTHER-IN-LAW	<input type="checkbox"/> OTHER (Specify)		
<input type="checkbox"/> GRANDDAUGHTER	<input type="checkbox"/> SISTER-IN-LAW			
<input type="checkbox"/> GRANDCHILD	<input type="checkbox"/> ORPHAN			

FORM 10-637

1910 CENSUS INDEX - INDIVIDUAL

U. S. DEPARTMENT OF COMMERCE
BUREAU OF THE CENSUS

TEXAS

W 300		NAME OF INDIVIDUAL Wood Steele		E.D. 87	SHEET 248
COLOR W	AGE 32	BIRTHPLACE Miss		VOL. 40	
COUNTY		Denton	CITY		
ENUMERATED WITH Hazel Ann					
RELATIONSHIP TO ABOVE					
<input type="checkbox"/> SON	<input type="checkbox"/> NEPHEW	<input type="checkbox"/> STEPSON			
<input type="checkbox"/> DAUGHTER	<input type="checkbox"/> NIECE	<input type="checkbox"/> STEPDAUGHTER			
<input type="checkbox"/> BROTHER	<input type="checkbox"/> FATHER-IN-LAW	<input type="checkbox"/> COUSIN			
<input type="checkbox"/> SISTER	<input type="checkbox"/> MOTHER-IN-LAW	<input checked="" type="checkbox"/> WITRO MAN			
<input type="checkbox"/> FATHER	<input type="checkbox"/> SON-IN-LAW	<input type="checkbox"/> ROOMER			
<input checked="" type="checkbox"/> MOTHER	<input type="checkbox"/> DAUGHTER-IN-LAW	<input type="checkbox"/> SERVANT			
<input type="checkbox"/> GRANDSON	<input type="checkbox"/> BROTHER-IN-LAW	<input type="checkbox"/> OTHER (Specify)			
<input type="checkbox"/> GRANDDAUGHTER	<input type="checkbox"/> SISTER-IN-LAW				
<input type="checkbox"/> GRANDCHILD	<input type="checkbox"/> ORPHAN				

FORM 10-637
1910 CENSUS INDEX - INDIVIDUAL

U.S. DEPARTMENT OF COMMERCE
BUREAU OF THE CENSUS

TEXAS

W300	HEAD OF FAMILY WHITE STANTON		E.D. 6	SHEET 3
COLOR W	AGE 23	BIRTHPLACE		VOL. 14
COUNTY Bosque		CITY Walnut Springs		
OTHER MEMBERS OF FAMILY				
NAME		RELATION- SHIP	AGE	BIRTHPLACE
/ Jessie		W	17	
Sarah		D	4 1/2	

FORM 10 636
1910 CENSUS INDEX - FAMILY

U.S. DEPARTMENT OF COMMERCE
BUREAU OF THE CENSUS

TEXAS

10300	HEAD OF FAMILY Wood H. Bishop Sr.		E.D. 42	SHEET 63
COLOR W.	AGE 27	BIRTHPLACE	VOL. 71	
COUNTY Harrison		CITY Marshall		
OTHER MEMBERS OF FAMILY				
NAME		RELATIONSHIP	AGE	BIRTHPLACE
J. Bishop		W	29	Texas
K. Bishop		D	4	

FORM 10-636
1910 CENSUS INDEX - FAMILY

U. S. DEPARTMENT OF COMMERCE
BUREAU OF THE CENSUS

TEXAS

W 3 ac		NAME OF INDIVIDUAL White Stanley J		E.D. 59	SHEET 337
COLOR W	AGE 8	BIRTHPLACE		VOL. 84	
COUNTY Johnson			CITY		
ENUMERATED WITH Bochenon Summerfield R.					
RELATIONSHIP TO ABOVE					
<input type="checkbox"/> SON	<input type="checkbox"/> NEPHEW	<input type="checkbox"/> STEPSON			
<input type="checkbox"/> DAUGHTER	<input type="checkbox"/> NIECE	<input type="checkbox"/> STEPDAUGHTER			
<input type="checkbox"/> BROTHER	<input type="checkbox"/> FATHER-IN-LAW	<input type="checkbox"/> COUSIN			
<input type="checkbox"/> SISTER	<input type="checkbox"/> MOTHER-IN-LAW	<input type="checkbox"/> HIRED MAN			
<input type="checkbox"/> FATHER	<input type="checkbox"/> SON-IN-LAW	<input type="checkbox"/> ROOMER			
<input type="checkbox"/> MOTHER	<input type="checkbox"/> DAUGHTER-IN-LAW	<input type="checkbox"/> SERVANT			
<input checked="" type="checkbox"/> GRANDSON	<input type="checkbox"/> BROTHER-IN-LAW	<input type="checkbox"/> OTHER (Specify)			
<input type="checkbox"/> GRANDDAUGHTER	<input type="checkbox"/> SISTER-IN-LAW				
<input type="checkbox"/> GRANDCHILD	<input type="checkbox"/> ORPHAN				

FORM 10-637
1910-CENSUS INDEX - INDIVIDUAL

U.S. DEPARTMENT OF COMMERCE
BUREAU OF THE CENSUS

TEXAS

66300	NAME OF INDIVIDUAL <i>White Stanley</i>		E.O. <i>82</i>	SHEET <i>27</i>
COLOR <i>W</i>	AGE <i>31</i>	BIRTHPLACE	VOL. <i>39</i>	
COUNTY <i>Denton</i>		CITY		
ENUMERATED WITH <i>Poling, Percell</i>				
RELATIONSHIP TO ABOVE				
<input type="checkbox"/> SON	<input type="checkbox"/> NEPHEW	<input type="checkbox"/> STEPSON		
<input type="checkbox"/> DAUGHTER	<input type="checkbox"/> NIECE	<input type="checkbox"/> STEPDAUGHTER		
<input type="checkbox"/> BROTHER	<input type="checkbox"/> FATHER-IN-LAW	<input type="checkbox"/> COUSIN		
<input type="checkbox"/> SISTER	<input type="checkbox"/> MOTHER-IN-LAW	<input type="checkbox"/> HIRED MAN		
<input type="checkbox"/> FATHER	<input type="checkbox"/> SON-IN-LAW	<input type="checkbox"/> ROOMER		
<input type="checkbox"/> MOTHER	<input type="checkbox"/> DAUGHTER-IN-LAW	<input type="checkbox"/> SERVANT		
<input type="checkbox"/> GRANDSON	<input checked="" type="checkbox"/> BROTHER-IN-LAW	<input type="checkbox"/> OTHER (Specify)		
<input type="checkbox"/> GRANDDAUGHTER	<input type="checkbox"/> SISTER-IN-LAW			
<input type="checkbox"/> GRANDCHILD	<input type="checkbox"/> ORPHAN			

FORM 10-637

1910 CENSUS INDEX - INDIVIDUAL

U.S. DEPARTMENT OF COMMERCE
BUREAU OF THE CENSUS

TEXAS

W 300		NAME OF INDIVIDUAL		E.O.	SHEET
White Stacy E				96	1
COLOR	AGE	BIRTHPLACE		VOL.	
W	39			108	
COUNTY			CITY		
Navarro					
ENUMERATED WITH					
White Wesley P					
RELATIONSHIP TO ABOVE.					
<input type="checkbox"/> SON	<input type="checkbox"/> NEPHEW	<input type="checkbox"/> STEPSON			
<input type="checkbox"/> DAUGHTER	<input type="checkbox"/> NIECE	<input type="checkbox"/> STEPDAUGHTER			
<input type="checkbox"/> BROTHER	<input type="checkbox"/> FATHER-IN-LAW	<input type="checkbox"/> COUSIN			
<input checked="" type="checkbox"/> SISTER	<input type="checkbox"/> MOTHER-IN-LAW	<input type="checkbox"/> HIRED MAN			
<input type="checkbox"/> FATHER	<input type="checkbox"/> SON-IN-LAW	<input type="checkbox"/> ROOMER			
<input type="checkbox"/> MOTHER	<input type="checkbox"/> DAUGHTER-IN-LAW	<input type="checkbox"/> SERVANT			
<input type="checkbox"/> GRANDSON	<input type="checkbox"/> BROTHER-IN-LAW	<input type="checkbox"/> OTHER (Specify)			
<input type="checkbox"/> GRANDDAUGHTER	<input type="checkbox"/> SISTER-IN-LAW				
<input type="checkbox"/> GRANDCHILD	<input type="checkbox"/> ORPHAN				

FORM 10-637
1910-CENSUS INDEX - INDIVIDUAL

U.S. DEPARTMENT OF COMMERCE
BUREAU OF THE CENSUS

TEXAS

W300

COLOR **6** HEAD OF FAMILY **Wyatt Squire**

COUNTY **Bastrop** AGE **41** BIRTHPLACE

CITY

E.D. **2** SHEET **2**

VOL. **5**

OTHER MEMBERS OF FAMILY			
NAME	RELATIONSHIP	AGE	BIRTHPLACE
<i>Emma</i>	<i>W</i>		
<i>Thomas</i>	<i>S</i>	<i>36</i>	
<i>Lawrence</i>	<i>S</i>	<i>17</i>	
<i>E. J. Gal</i>	<i>S</i>	<i>15</i>	
<i>Lillie</i>	<i>D</i>	<i>13</i>	
<i>Lullaby</i>	<i>D</i>	<i>11</i>	
<i>Squire Jr.</i>	<i>S</i>	<i>8</i>	
		<i>6</i>	

FORM TO 636A

1910 CENSUS INDEX - INDIVIDUAL

U. S. DEPARTMENT OF COMMERCE
BUREAU OF THE CENSUS

W 305		HEAD OF FAMILY		TEXAS	
COLOR	W	AGE	27	BIRTHPLACE	White Spurgeon C
COUNTY	Hood			CITY	
		E.D.	W	SHEET	216
		VOL.	B		
OTHER MEMBERS OF FAMILY					
NAME	RELATIONSHIP	AGE	BIRTHPLACE		
Walter M	W	10	Tex		
Bessie J	D		/		

FORM 10 636
1910 CENSUS INDEX - FAMILY

U. S. DEPARTMENT OF COMMERCE
BUREAU OF THE CENSUS

TEXAS

60300		HEAD OF FAMILY		E.D.		SHEET	
COLOR	AGE	BIRTHPLACE		75		62	
COUNTY		CITY		VOL.		108	
Navarro							
OTHER MEMBERS OF FAMILY							
NAME		RELATIONSHIP	AGE	BIRTHPLACE			
Emma		W	22				
James		S	9				
Fred		S	5				
Alvin		S	3				

FORM 10-636
1910 CENSUS-INDEX - FAMILY

U. S. DEPARTMENT OF COMMERCE
BUREAU OF THE CENSUS

TEXAS

W-300		HEAD OF FAMILY		E.O.	SHEET
COLOR		AGE	BIRTHPLACE		VOL.
B		29	Bowie		14
COUNTY			CITY		
OTHER MEMBERS OF FAMILY					
NAME		RELATIONSHIP	AGE	BIRTHPLACE	
1- Clemens G		S	28		
Lewis, Penny		M	83	Ala.	

FORM 10 630

1910 CENSUS INDEX - FAMILY

U S DEPARTMENT OF COMMERCE
- BUREAU OF THE CENSUS

TEXAS

W300	NAME OF INDIVIDUAL <i>White Sophie</i>		E.D. <i>255</i>	SHEET <i>224</i>
COLOR <i>W</i>	AGE <i>76</i>	BIRTHPLACE <i>ala</i>	VOL. <i>141</i>	
COUNTY <i>Wichita</i>		CITY		
ENUMERATED WITH <i>Riley Thomas J</i>				
RELATIONSHIP TO ABOVE				
<input type="checkbox"/> SON	<input type="checkbox"/> NEPHEW	<input type="checkbox"/> STEPSON		
<input type="checkbox"/> DAUGHTER	<input type="checkbox"/> NIECE	<input type="checkbox"/> STEPDAUGHTER		
<input type="checkbox"/> BROTHER	<input type="checkbox"/> FATHER-IN-LAW	<input type="checkbox"/> COUSIN		
<input type="checkbox"/> SISTER	<input type="checkbox"/> MOTHER-IN-LAW	<input type="checkbox"/> HIRED MAN		
<input type="checkbox"/> FATHER	<input type="checkbox"/> SON-IN-LAW	<input type="checkbox"/> ROOMER		
<input checked="" type="checkbox"/> MOTHER	<input type="checkbox"/> DAUGHTER-IN-LAW	<input type="checkbox"/> SERVANT		
<input type="checkbox"/> GRANDSON	<input type="checkbox"/> BROTHER-IN-LAW	<input type="checkbox"/> OTHER (Specify)		
<input type="checkbox"/> GRANDDAUGHTER	<input type="checkbox"/> SISTER-IN-LAW	<input type="checkbox"/>		
<input type="checkbox"/> GRANDCHILD	<input type="checkbox"/> ORPHAN	<input type="checkbox"/>		

FORM BC-627 (8-8-67)
FORMERLY 10-637

1910 CENSUS INDEX - INDIVIDUAL

U.S. DEPARTMENT OF COMMERCE
BUREAU OF THE CENSUS

TEXAS

W300		NAME OF INDIVIDUAL <i>White Sophie</i>		E.D.	SHEET
COLOR <i>B</i>	AGE <i>22</i>	BIRTHPLACE		<i>22</i>	<i>6</i>
COUNTY <i>Collin</i>			CITY <i>Plano</i>	VOL. <i>27</i>	
ENUMERATED WITH <i>Ramsey Ihas</i>					
RELATIONSHIP TO ABOVE					
<input type="checkbox"/> SON	<input type="checkbox"/> NEPHEW	<input type="checkbox"/> STEPSON			
<input type="checkbox"/> DAUGHTER	<input type="checkbox"/> NIECE	<input type="checkbox"/> STEPDAUGHTER			
<input type="checkbox"/> BROTHER	<input type="checkbox"/> FATHER-IN-LAW	<input type="checkbox"/> COUSIN			
<input type="checkbox"/> SISTER	<input type="checkbox"/> MOTHER-IN-LAW	<input type="checkbox"/> HIRED MAN			
<input type="checkbox"/> FATHER	<input type="checkbox"/> SON-IN-LAW	<input checked="" type="checkbox"/> ROOMER			
<input type="checkbox"/> MOTHER	<input type="checkbox"/> DAUGHTER-IN-LAW	<input type="checkbox"/> SERVANT			
<input type="checkbox"/> GRANDSON	<input type="checkbox"/> BROTHER-IN-LAW	<input type="checkbox"/> OTHER (Specify)			
<input type="checkbox"/> GRANDDAUGHTER	<input type="checkbox"/> SISTER-IN-LAW				
<input type="checkbox"/> GRANDCHILD	<input type="checkbox"/> ORPHAN				

FORM 10-637
1910 CENSUS INDEX - INDIVIDUAL

U.S. DEPARTMENT OF COMMERCE
BUREAU OF THE CENSUS

TEXAS

W300		NAME OF INDIVIDUAL		E.O.	SHEET
		White Joseph		75	19
COLOR	AGE	BIRTHPLACE		VOL.	
W	38	Ill		1371	
COUNTY			CITY		
Travis			Austin		
ENUMERATED WITH					
Peterson W. M.					
RELATIONSHIP TO ABOVE					
<input type="checkbox"/> SON	<input type="checkbox"/> NEPHEW	<input type="checkbox"/> STEPSON			
<input type="checkbox"/> DAUGHTER	<input type="checkbox"/> NIECE	<input type="checkbox"/> STEPDAUGHTER			
<input type="checkbox"/> BROTHER	<input type="checkbox"/> FATHER-IN-LAW	<input type="checkbox"/> COUSIN			
<input type="checkbox"/> SISTER	<input type="checkbox"/> MOTHER-IN-LAW	<input type="checkbox"/> HIRED MAN			
<input type="checkbox"/> FATHER	<input type="checkbox"/> SON-IN-LAW	<input checked="" type="checkbox"/> ROOMER			
<input type="checkbox"/> MOTHER	<input type="checkbox"/> DAUGHTER-IN-LAW	<input type="checkbox"/> SERVANT			
<input type="checkbox"/> GRANDSON	<input type="checkbox"/> BROTHER-IN-LAW	<input type="checkbox"/> OTHER (Specify)			
<input type="checkbox"/> GRANDDAUGHTER	<input type="checkbox"/> SISTER-IN-LAW				
<input type="checkbox"/> GRANDCHILD	<input type="checkbox"/> ORPHAN				

FORM 10 637

1910 CENSUS INDEX - INDIVIDUAL

U. S. DEPARTMENT OF COMMERCE
BUREAU OF THE CENSUS

TEXAS

W 300	HEAD OF FAMILY Wade Sophia		E.D. 7	SHEET 69
COLOR B	AGE 48	BIRTHPLACE		VOL. 57
COUNTY	Gregg		CITY	
OTHER MEMBERS OF FAMILY				
	NAME	RELATIONSHIP	AGE	BIRTHPLACE
	Ava	D	26	
	Walter	S	21	
	Daisy	D	20	
	Mattie	D	16	
	Charly	S	15	
	Lonnie	S	13	
	Robert	S	12	

FORM 10-636A

1910 CENSUS INDEX - INDIVIDUAL

U.S. DEPARTMENT OF COMMERCE
BUREAU OF THE CENSUS

TEXAS

W 300		NAME OF INDIVIDUAL <i>Ward, Joseph</i>		E.D. <i>95</i>	SHEET <i>184</i>
COLOR <i>W</i>	AGE <i>71</i>	BIRTHPLACE <i>Tex</i>		VOL. <i>94</i>	
COUNTY <i>Liberty</i>			CITY		
ENUMERATED WITH <i>Whittington Wilbour</i>					
RELATIONSHIP TO ABOVE					
<input type="checkbox"/> SON	<input type="checkbox"/> NEPHEW	<input type="checkbox"/> STEPSON			
<input type="checkbox"/> DAUGHTER	<input type="checkbox"/> NIECE	<input type="checkbox"/> STEPDAUGHTER			
<input type="checkbox"/> BROTHER	<input type="checkbox"/> FATHER-IN-LAW	<input type="checkbox"/> COUSIN			
<input type="checkbox"/> SISTER	<input checked="" type="checkbox"/> MOTHER-IN-LAW	<input type="checkbox"/> HIRED MAN			
<input type="checkbox"/> FATHER	<input type="checkbox"/> SON-IN-LAW	<input type="checkbox"/> ROOMER			
<input type="checkbox"/> MOTHER	<input type="checkbox"/> DAUGHTER-IN-LAW	<input type="checkbox"/> SERVANT			
<input type="checkbox"/> GRANDSON	<input type="checkbox"/> BROTHER-IN-LAW	<input type="checkbox"/> OTHER (Specify)			
<input type="checkbox"/> GRANDDAUGHTER	<input type="checkbox"/> SISTER-IN-LAW				
<input type="checkbox"/> GRANDCHILD	<input type="checkbox"/> ORPHAN				

FORM 10-637

1910 CENSUS INDEX - INDIVIDUAL

U.S. DEPARTMENT OF COMMERCE
BUREAU OF THE CENSUS

TEXAS

10300	HEAD OF FAMILY White Sophia		E.D. 57	SHEET 111
COLOR W	AGE 48	BIRTHPLACE	VOL. 42	
COUNTY Edwards	CITY			

OTHER MEMBERS OF FAMILY

NAME	RELATIONSHIP	AGE	BIRTHPLACE
Louise E.	D	29	
Thomas M.	S	24	
Alexander J.	S	15	
Elizabeth M.	D	13	
Stacy J.	S	10	
Anna M.	D	7	
Miller Alexander	F	85	

FORM 10-638

1910 CENSUS INDEX - FAMILY

U.S. DEPARTMENT OF COMMERCE
BUREAU OF THE CENSUS

TEXAS

10300	NAME OF INDIVIDUAL <i>White Sophia</i>		P. D. <i>118</i>	SHEET <i>294</i>
COLOR <i>W</i>	AGE <i>78</i>	BIRTHPLACE <i>W</i>	AGE <i>143</i>	
COUNTY <i>Williamson</i>		CITY		
ENUMERATED WITH <i>M. Carver M. J.</i>				
RELATIONSHIP TO ABOVE				
<input type="checkbox"/> SON	<input type="checkbox"/> NEPHEW	<input type="checkbox"/> STEPSON		
<input type="checkbox"/> DAUGHTER	<input type="checkbox"/> NIECE	<input type="checkbox"/> STEPDAUGHTER		
<input type="checkbox"/> BROTHER	<input type="checkbox"/> FATHER-IN-LAW	<input type="checkbox"/> COUSIN		
<input type="checkbox"/> SISTER	<input checked="" type="checkbox"/> MOTHER-IN-LAW	<input type="checkbox"/> HIREL MAN		
<input type="checkbox"/> FATHER	<input type="checkbox"/> SON-IN-LAW	<input type="checkbox"/> ROOMER		
<input type="checkbox"/> MOTHER	<input type="checkbox"/> DAUGHTER-IN-LAW	<input type="checkbox"/> SERVANT		
<input type="checkbox"/> GRANDSON	<input type="checkbox"/> BROTHER-IN-LAW	<input type="checkbox"/> OTHER (Specify)		
<input type="checkbox"/> GRANDDAUGHTER	<input type="checkbox"/> SISTER-IN-LAW			
<input type="checkbox"/> GRANDCHILD	<input type="checkbox"/> ORPHAN			

FORM BC-627 (10-5-57)
FORMERLY 10-637U. S. DEPARTMENT OF COMMERCE
BUREAU OF THE CENSUS

1910 CENSUS INDEX - INDIVIDUAL

TEXAS

W300	NAME OF INDIVIDUAL <i>White Sonia</i>		E.D. 70	SHEET 131
COLOR B	AGE 26	BIRTHPLACE	VOL. 83	
COUNTY Jefferson		CITY Beaumont		
ENUMERATED WITH <i>Brayle Mary E</i>				
RELATIONSHIP TO ABOVE				
<input type="checkbox"/> SON	<input type="checkbox"/> NEPHEW	<input type="checkbox"/> STEPSON		
<input type="checkbox"/> DAUGHTER	<input type="checkbox"/> NIECE	<input type="checkbox"/> STEPDAUGHTER		
<input type="checkbox"/> BROTHER	<input type="checkbox"/> FATHER-IN-LAW	<input type="checkbox"/> COUSIN		
<input type="checkbox"/> SISTER	<input type="checkbox"/> MOTHER-IN-LAW	<input type="checkbox"/> HIRED MAN		
<input type="checkbox"/> FATHER	<input type="checkbox"/> SON-IN-LAW	<input type="checkbox"/> ROOMER		
<input type="checkbox"/> MOTHER	<input type="checkbox"/> DAUGHTER-IN-LAW	<input checked="" type="checkbox"/> SERVANT		
<input type="checkbox"/> GRANDSON	<input type="checkbox"/> BROTHER-IN-LAW	<input type="checkbox"/> OTHER (Specify)		
<input type="checkbox"/> GRANDDAUGHTER	<input type="checkbox"/> SISTER-IN-LAW			
<input type="checkbox"/> GRANDCHILD	<input type="checkbox"/> ORPHAN			

FORM 10-637
1910 CENSUS INDEX - INDIVIDUAL

U. S. DEPARTMENT OF COMMERCE
BUREAU OF THE CENSUS

TEXAS

11 300	HEAD OF FAMILY		E.D.	SHEET
	Wright, Solomon W		182	170
COLOR	AGE	BIRTHPLACE	VOL.	
W	46	Texas	119	
COUNTY	Rockwall	CITY	Kays City	
OTHER MEMBERS OF FAMILY				
NAME		RELATIONSHIP	AGE	BIRTHPLACE
Mabel		W	41	
Ferry C		S	18	
Myrtle B		D	14	
Willie B		D	10	

FORM 10 636

1910 CENSUS INDEX - FAMILY

U. S. DEPARTMENT OF COMMERCE
BUREAU OF THE CENSUS

TEXAS

W 300	NAME OF INDIVIDUAL <i>White - Solomon M</i>		E.D. <i>118</i>	SHEET <i>3</i>
COLOR <i>W</i>	AGE <i>32</i>	BIRTHPLACE		VOL. <i>112</i>
COUNTY <i>Orange</i>		CITY <i>Orange City</i>		
ENUMERATED WITH <i>Mose Hideon</i>				
RELATIONSHIP TO ABOVE				
<input type="checkbox"/> SON	<input type="checkbox"/> NEPHEW	<input type="checkbox"/> STEPSON		
<input type="checkbox"/> DAUGHTER	<input type="checkbox"/> NIECE	<input type="checkbox"/> STEPDAUGHTER		
<input type="checkbox"/> BROTHER	<input type="checkbox"/> FATHER-IN-LAW	<input type="checkbox"/> COUSIN		
<input type="checkbox"/> SISTER	<input type="checkbox"/> MOTHER-IN-LAW	<input type="checkbox"/> HIRED MAN		
<input type="checkbox"/> FATHER	<input type="checkbox"/> SON-IN-LAW	<input checked="" type="checkbox"/> ROOMER		
<input type="checkbox"/> MOTHER	<input type="checkbox"/> DAUGHTER-IN-LAW	<input type="checkbox"/> SERVANT		
<input type="checkbox"/> GRANDSON	<input type="checkbox"/> BROTHER-IN-LAW	<input type="checkbox"/> OTHER (Specify)		
<input type="checkbox"/> GRANDDAUGHTER	<input type="checkbox"/> SISTER-IN-LAW			
<input type="checkbox"/> GRANDCHILD	<input type="checkbox"/> ORPHAN			

FORM 10-637
1910 CENSUS INDEX - INDIVIDUAL

U.S. DEPARTMENT OF COMMERCE
BUREAU OF THE CENSUS

TEXAS

W300		NAME OF INDIVIDUAL W. Lee Solomon J		E.O. 12	SHEET 5
COLOR W	AGE 60	BIRTHPLACE		VOL. 4	
COUNTY Bandera		CITY			
ENUMERATED WITH Leaves Lee J					
RELATIONSHIP TO ABOVE					
<input type="checkbox"/> SON	<input type="checkbox"/> NERHEW	<input type="checkbox"/> STEPSON			
<input type="checkbox"/> DAUGHTER	<input type="checkbox"/> NIECE	<input type="checkbox"/> STEPDAUGHTER			
<input type="checkbox"/> BROTHER	<input checked="" type="checkbox"/> FATHER-IN-LAW	<input type="checkbox"/> COUSIN			
<input type="checkbox"/> SISTER	<input type="checkbox"/> MOTHER-IN-LAW	<input type="checkbox"/> HIRED MAN			
<input type="checkbox"/> FATHER	<input type="checkbox"/> SON-IN-LAW	<input type="checkbox"/> ROOMER			
<input type="checkbox"/> MOTHER	<input type="checkbox"/> DAUGHTER-IN-LAW	<input type="checkbox"/> SERVANT			
<input type="checkbox"/> GRANDSON	<input type="checkbox"/> BROTHER-IN-LAW	<input type="checkbox"/> OTHER (Specify)			
<input type="checkbox"/> GRANDDAUGHTER	<input type="checkbox"/> SISTER-IN-LAW				
<input type="checkbox"/> GRANDCHILD	<input type="checkbox"/> ORPHAN				

FORM 10-637
1910 CENSUS INDEX - INDIVIDUAL

U. S. DEPARTMENT OF COMMERCE
BUREAU OF THE CENSUS

TEXAS

W 300		NAME OF INDIVIDUAL Wm' Salomon		E.D. 171	SHEET 253
COLOR W'	AGE 25	BIRTHPLACE		VOL. 1001	
COUNTY Mitchell			CITY		
ENUMERATED WITH Lewy William W'					
RELATIONSHIP TO ABOVE					
<input type="checkbox"/> SON	<input type="checkbox"/> NEPHEW	<input type="checkbox"/> STEPSON			
<input type="checkbox"/> DAUGHTER	<input type="checkbox"/> NIECE	<input type="checkbox"/> STEPDAUGHTER			
<input type="checkbox"/> BROTHER	<input type="checkbox"/> FATHER-IN-LAW	<input checked="" type="checkbox"/> COUSIN			
<input type="checkbox"/> SISTER	<input type="checkbox"/> MOTHER-IN-LAW	<input type="checkbox"/> HIRED MAN			
<input type="checkbox"/> FATHER	<input type="checkbox"/> SON-IN-LAW	<input type="checkbox"/> ROOMER			
<input type="checkbox"/> MOTHER	<input type="checkbox"/> DAUGHTER-IN-LAW	<input type="checkbox"/> SERVANT			
<input type="checkbox"/> GRANDSON	<input type="checkbox"/> BROTHER-IN-LAW	<input type="checkbox"/> OTHER (Specify)			
<input type="checkbox"/> GRANDDAUGHTER	<input type="checkbox"/> SISTER-IN-LAW				
<input type="checkbox"/> GRANDCHILD	<input type="checkbox"/> ORPHAN				

FORM 10 637

1910 CENSUS INDEX - INDIVIDUAL

U.S. DEPARTMENT OF COMMERCE
BUREAU OF THE CENSUS

TEXAS

W380	HEAD OF FAMILY <i>White Solomon</i>		E.D. 33	SHEET 4
COLOR <i>W</i>	AGE <i>86</i>	BIRTHPLACE <i>Jenn</i>	VOL. 32	
COUNTY <i>Coryell</i>		CITY <i>Datesville</i>		
OTHER MEMBERS OF FAMILY				
NAME		RELATIONSHIP	AGE	BIRTHPLACE
<i>1</i> <i>Carolin</i>		<i>W</i>	<i>72</i>	<i>N. C.</i>
<i>Catchitt</i> <i>Florence</i>		<i>SD</i>	<i>48</i>	<i>Ga</i>
<i>1</i> <i>Edith L</i>		<i>GD</i>	<i>25</i>	<i>Ga</i>

FORM 10-636
1910 CENSUS INDEX - FAMILY

U.S. DEPARTMENT OF COMMERCE
BUREAU OF THE CENSUS

TEXAS

W 300	HEAD OF FAMILY		White Solomon	E.D.	SHEET
COLOR	AGE	BIRTHPLACE		138	235
B	34			VOL.	101
COUNTY			CITY		
Matagorda					
OTHER MEMBERS OF FAMILY					
NAME		RELATIONSHIP	AGE	BIRTHPLACE	
Lives alone					

FORM 10-636
1910 CENSUS INDEX - FAMILY

U. S. DEPARTMENT OF COMMERCE
BUREAU OF THE CENSUS

TEXAS

W 300		NAME OF INDIVIDUAL White Solomon		E.D. 141	SHEET 578
COLOR B	AGE 20	BIRTHPLACE		VOL. 101 1	
COUNTY Matagorda			CITY Bay City		
ENUMERATED WITH Jayton Texas					
RELATIONSHIP TO ABOVE					
<input type="checkbox"/> SON	<input type="checkbox"/> NEPHEW	<input type="checkbox"/> STEPSON			
<input type="checkbox"/> DAUGHTER	<input type="checkbox"/> NIECE	<input type="checkbox"/> STEPDAUGHTER			
<input type="checkbox"/> BROTHER	<input type="checkbox"/> FATHER-IN-LAW	<input type="checkbox"/> COUSIN			
<input type="checkbox"/> SISTER	<input type="checkbox"/> MOTHER-IN-LAW	<input type="checkbox"/> HIRED MAN			
<input type="checkbox"/> FATHER	<input type="checkbox"/> SON-IN-LAW	<input checked="" type="checkbox"/> ROOMER			
<input type="checkbox"/> MOTHER	<input type="checkbox"/> DAUGHTER-IN-LAW	<input type="checkbox"/> SERVANT			
<input type="checkbox"/> GRANDSON	<input type="checkbox"/> BROTHER-IN-LAW	<input type="checkbox"/> OTHER (Specify)			
<input type="checkbox"/> GRANDDAUGHTER	<input type="checkbox"/> SISTER-IN-LAW				
<input type="checkbox"/> GRANDCHILD	<input type="checkbox"/> ORPHAN				

FORM 10-637
1910 CENSUS INDEX - INDIVIDUAL

U. S. DEPARTMENT OF COMMERCE
BUREAU OF THE CENSUS

TEXAS

W 300	NAME OF INDIVIDUAL <i>White Solomon</i>		E.D. 65	SHEET 268
COLOR B	AGE 8	BIRTHPLACE	VOL. 67	
COUNTY Harris		CITY Houston		
ENUMERATED WITH <i>White W^m</i>				
RELATIONSHIP TO ABOVE				
<input type="checkbox"/> SON	<input type="checkbox"/> NEPHEW	<input type="checkbox"/> STEPSON		
<input checked="" type="checkbox"/> DAUGHTER	<input type="checkbox"/> NIECE	<input type="checkbox"/> STEPDAUGHTER		
<input type="checkbox"/> BROTHER	<input type="checkbox"/> FATHER-IN-LAW	<input type="checkbox"/> COUSIN		
<input checked="" type="checkbox"/> SISTER	<input type="checkbox"/> MOTHER-IN-LAW	<input type="checkbox"/> HIRED MAN		
<input type="checkbox"/> FATHER	<input type="checkbox"/> SON-IN-LAW	<input type="checkbox"/> ROOMER		
<input type="checkbox"/> MOTHER	<input type="checkbox"/> DAUGHTER-IN-LAW	<input type="checkbox"/> SERVANT		
<input type="checkbox"/> GRANDSON	<input type="checkbox"/> BROTHER-IN-LAW	<input checked="" type="checkbox"/> OTHER (Specify)		
<input type="checkbox"/> GRANDDAUGHTER	<input type="checkbox"/> SISTER-IN-LAW	<i>Adopted</i>		
<input type="checkbox"/> GRANDCHILD	<input type="checkbox"/> ORPHAN			

FORM-10 637
1910 CENSUS INDEX - INDIVIDUAL

U.S. DEPARTMENT OF COMMERCE
BUREAU OF THE CENSUS

TEXAS

61-200	HEAD OF FAMILY Wood Seaman		E.D. 28	SHEET 7
COLOR W	AGE 61	BIRTHPLACE Ga.	VOL. 58	
COUNTY Grimes		CITY		
OTHER MEMBERS OF FAMILY				
	NAME	RELATIONSHIP	AGE	BIRTHPLACE
	Mattie	W	56	
	Lennie	P	14	

FORM 10-636
1910 CENSUS INDEX - FAMILY

U.S. DEPARTMENT OF COMMERCE
BUREAU OF THE CENSUS

TEXAS

W300	HEAD OF FAMILY		U. White Solomon	E.D.	SHEET
COLOR	AGE	BIRTHPLACE		VOL.	
W	35	W. Va.		91	
COUNTY	Lamar		CITY		
OTHER MEMBERS OF FAMILY					
NAME		RELATIONSHIP	AGE	BIRTHPLACE	
Gottie		W	37	W. Va.	
Linn		D	7		
Lenny		S	4		
Bernard		D	2		

FORM 10-636
1910 CENSUS INDEX - FAMILY

U.S. DEPARTMENT OF COMMERCE
BUREAU OF THE CENSUS

TEXAS

W-300	HEAD OF FAMILY White, Sal A		E.D. 13	SHEET 5
COLOR W	AGE 33	BIRTHPLACE		VOL. 15
COUNTY BOWIE		CITY		
OTHER MEMBERS OF FAMILY				
	NAME	RELATIONSHIP	AGE	BIRTHPLACE
-	Ruth-J	W	30	
-	Nettie	D	9	
	Fredie	S	7	
-	Lona	D	3	
	Sister	D	1	
-	Caldenhead, Monroe	B-L	18	

FORM 10-636
1910 CENSUS INDEX - FAMILY

U.S. DEPARTMENT OF COMMERCE
BUREAU OF THE CENSUS

TEXAS

HEAD OF FAMILY		<i>Wood, J. J.</i>		E.D.	SHEET
COLOR	AGE	BIRTHPLACE	VOL.		
<i>B</i>	<i>63</i>	<i>Ky</i>	<i>134</i>		
COUNTY	CITY				
OTHER MEMBERS OF FAMILY					
NAME		RELATIONSHIP	AGE	BIRTHPLACE	
<i>James</i>		<i>S</i>	<i>26</i>		
<i>J. J.</i>		<i>S</i>	<i>14</i>		

FORM 10 636

1910 CENSUS INDEX - FAMILY

U.S. DEPARTMENT OF COMMERCE
BUREAU OF THE CENSUS

TEXAS

W 300		NAME OF INDIVIDUAL - Wader, Sol		E.D.	SHEET
COLOR B	AGE 11	BIRTHPLACE		VOL. 109	97 94
COUNTY Nacogdoches			CITY		
ENUMERATED WITH Baxter, Anna					
RELATIONSHIP TO ABOVE					
<input type="checkbox"/> SON	<input type="checkbox"/> NEPHEW	<input checked="" type="checkbox"/> STEPSON			
<input type="checkbox"/> DAUGHTER	<input type="checkbox"/> NIECE	<input type="checkbox"/> STEPDAUGHTER			
<input type="checkbox"/> BROTHER	<input type="checkbox"/> FATHER-IN-LAW	<input type="checkbox"/> COUSIN			
<input type="checkbox"/> SISTER	<input type="checkbox"/> MOTHER-IN-LAW	<input type="checkbox"/> HIRED MAN			
<input type="checkbox"/> FATHER	<input type="checkbox"/> SON-IN-LAW	<input type="checkbox"/> ROOMER			
<input type="checkbox"/> MOTHER	<input type="checkbox"/> DAUGHTER-IN-LAW	<input type="checkbox"/> SERVANT			
<input type="checkbox"/> GRANDSON	<input type="checkbox"/> BROTHER-IN-LAW	<input type="checkbox"/> OTHER (Specify)			
<input type="checkbox"/> GRANDDAUGHTER	<input type="checkbox"/> SISTER-IN-LAW				
<input type="checkbox"/> GRANDCHILD	<input type="checkbox"/> ORPHAN				

FORM 10-637
1910 CENSUS INDEX - INDIVIDUAL

U. S. DEPARTMENT OF COMMERCE
BUREAU OF THE CENSUS

TEXAS

10300		NAME OF INDIVIDUAL		E.D.	SHEET
Wade		Dal		110	182
COLOR	AGE	BIRTHPLACE		VOL.	
W	29	Van Zandt		140	
COUNTY			CITY		
Van Zandt					
ENUMERATED WITH					
Scott Robert L.					
RELATIONSHIP TO ABOVE					
<input type="checkbox"/> SON	<input type="checkbox"/> NEPHEW	<input type="checkbox"/> STEPSON			
<input type="checkbox"/> DAUGHTER	<input type="checkbox"/> NIECE	<input type="checkbox"/> STEPDAUGHTER			
<input type="checkbox"/> BROTHER	<input type="checkbox"/> FATHER-IN-LAW	<input type="checkbox"/> COUSIN			
<input type="checkbox"/> SISTER	<input type="checkbox"/> MOTHER-IN-LAW	<input type="checkbox"/> WIFE			
<input type="checkbox"/> FATHER	<input type="checkbox"/> SON-IN-LAW	<input type="checkbox"/> ROOMER			
<input type="checkbox"/> MOTHER	<input type="checkbox"/> DAUGHTER-IN-LAW	<input type="checkbox"/> SERVANT			
<input type="checkbox"/> GRANDSON	<input type="checkbox"/> BROTHER-IN-LAW	<input type="checkbox"/> OTHER (Specify)			
<input type="checkbox"/> GRANDDAUGHTER	<input type="checkbox"/> SISTER-IN-LAW				
<input type="checkbox"/> GRANDCHILD	<input type="checkbox"/> ORPHAN				

FORM BC-627 (6-5-67)
FORMERLY 10-637

1910 CENSUS INDEX - INDIVIDUAL

U.S. DEPARTMENT OF COMMERCE
BUREAU OF THE CENSUS

TEXAS

W300		NAME OF INDIVIDUAL		White Laprone		E.O.	SHEET
COLOR	W	AGE	78	BIRTHPLACE	-	167	447
COUNTY	Lampasas			CITY	Lampasas		
ENUMERATED WITH							
Ray Williams							
RELATIONSHIP TO ABOVE							
<input type="checkbox"/> SON	<input type="checkbox"/> NEPHEW	<input type="checkbox"/> STEPSON					
<input type="checkbox"/> DAUGHTER	<input type="checkbox"/> NIECE	<input type="checkbox"/> STEPDAUGHTER					
<input type="checkbox"/> BROTHER	<input type="checkbox"/> FATHER-IN-LAW	<input type="checkbox"/> COUSIN					
<input type="checkbox"/> SISTER	<input type="checkbox"/> MOTHER-IN-LAW	<input type="checkbox"/> HIRED MAN					
<input type="checkbox"/> FATHER	<input type="checkbox"/> SON-IN-LAW	<input type="checkbox"/> ROOMER					
<input type="checkbox"/> MOTHER	<input type="checkbox"/> DAUGHTER-IN-LAW	<input type="checkbox"/> SERVANT					
<input type="checkbox"/> GRANDSON	<input type="checkbox"/> BROTHER-IN-LAW	<input type="checkbox"/> OTHER (Specify)					
<input checked="" type="checkbox"/> GRANDDAUGHTER	<input type="checkbox"/> SISTER-IN-LAW						
<input type="checkbox"/> GRANDCHILD	<input type="checkbox"/> ORPHAN						

FORM 10 637

1910 CENSUS INDEX - INDIVIDUAL

U.S. DEPARTMENT OF COMMERCE
BUREAU OF THE CENSUS

TEXAS

11300	NAME OF INDIVIDUAL <i>Wade S. J.</i>		E.D. 135	SHEET 141
COLOR <i>B</i>	AGE <i>20</i>	BIRTHPLACE <i>Miss</i>	VOL. <i>89</i>	
COUNTY <i>Leon</i>		CITY		
ENUMERATED WITH <i>Carmation J. A.</i>				
RELATIONSHIP TO ABOVE				
<input type="checkbox"/> SON	<input type="checkbox"/> NEPHEW	<input type="checkbox"/> STEPSON		
<input checked="" type="checkbox"/> DAUGHTER	<input type="checkbox"/> NIECE	<input type="checkbox"/> STEPDAUGHTER		
<input checked="" type="checkbox"/> BROTHER	<input type="checkbox"/> FATHER-IN-LAW	<input type="checkbox"/> COUSIN		
<input type="checkbox"/> SISTER	<input type="checkbox"/> MOTHER-IN-LAW	<input type="checkbox"/> HIRED MAN		
<input type="checkbox"/> FATHER	<input type="checkbox"/> SON-IN-LAW	<input type="checkbox"/> ROOMER		
<input type="checkbox"/> MOTHER	<input type="checkbox"/> DAUGHTER-IN-LAW	<input type="checkbox"/> SERVANT		
<input type="checkbox"/> GRANDSON	<input type="checkbox"/> BROTHER-IN-LAW	<input type="checkbox"/> OTHER (Specify)		
<input type="checkbox"/> GRANDDAUGHTER	<input type="checkbox"/> SISTER-IN-LAW			
<input type="checkbox"/> GRANDCHILD	<input type="checkbox"/> ORPHAN			

FORM 10 637
1910 CENSUS INDEX - INDIVIDUAL

U S DEPARTMENT OF COMMERCE
BUREAU OF THE CENSUS

TEXAS

11300		HEAD OF FAMILY		White Smith L.		E.D.	SHEET
COLOR		AGE	BIRTHPLACE		VOL.		
W		29	Archer Mo.		3		
COUNTY				CITY			
Archer							
OTHER MEMBERS OF FAMILY							
	NAME	RELATIONSHIP	AGE	BIRTHPLACE			
	Eliza	W	28				
	Dora	D	8				
	Alex	S	5				
	Deb	S	3				
	Harvey B	F	67	Tenn			
	Marion G	M	68	Ill			

FORM 10-636
1910 CENSUS INDEX - FAMILY

U. S. DEPARTMENT OF COMMERCE
BUREAU OF THE CENSUS

TEXAS

Wilson	HEAD OF FAMILY		White Smith C	E.D.	SHEET
COLOR	W	AGE	34	46	1
		BIRTHPLACE		VOL.	32
COUNTY	Coryell		CITY		
OTHER MEMBERS OF FAMILY					
	NAME	RELATIONSHIP	AGE	BIRTHPLACE	
	W - Addy M	W	28		
	Lis C	S	2		
	Carl A	S	9/2		
	Susan Miller C	SS	16		

FORM 10-636
1910 CENSUS INDEX - FAMILY

U. S. DEPARTMENT OF COMMERCE
BUREAU OF THE CENSUS

TEXAS

W 300	HEAD OF FAMILY		W. J. Smith	E.O.	SHEET
COLOR	AGE	BIRTHPLACE		99	71
B	54	La.		VOL.	108
COUNTY	Navarro		CITY		
OTHER MEMBERS OF FAMILY					
	NAME	RELATIONSHIP	AGE	BIRTHPLACE	
	Rose	W	41		
	Walter	S	14		
	Elva	D	10		
	Eliza	D	8		
	Franklin Cannon	GD	3		

FORM 10-636

1910 CENSUS INDEX - FAMILY

U. S. DEPARTMENT OF COMMERCE
BUREAU OF THE CENSUS

TEXAS

12 800	HEAD OF FAMILY <i>W. Hite, Annie M.</i>		E.O. 52	SHEET 95
COLOR <i>W</i>	AGE 36	BIRTHPLACE	VOL. 121	
COUNTY	Rusk		CITY	
OTHER MEMBERS OF FAMILY				
	NAME	RELATIONSHIP	AGE	BIRTHPLACE
	<i>Mary</i>	<i>W</i>	<i>32</i>	
	<i>Sadie</i>	<i>D</i>	<i>9</i>	
	<i>Lizzie</i>	<i>D</i>	<i>6</i>	

FORM 10 636
1910 CENSUS INDEX - FAMILYU. S. DEPARTMENT OF COMMERCE
BUREAU OF THE CENSUS

TEXAS

W 300	NAME OF INDIVIDUAL <i>W. Hitey Slatry</i>		E.D. 45	SHEET 112
COLO. <i>W</i>	AGE 4	BIRTHPLACE	VOL.	121
COUNTY	Rusk		CITY	
ENUMERATED WITH <i>W. Hitey, Jim M</i>				
RELATIONSHIP TO ABOVE				
<input type="checkbox"/> SON	<input type="checkbox"/> NEPHEW	<input type="checkbox"/> STEPSON		
<input type="checkbox"/> DAUGHTER	<input type="checkbox"/> NIECE	<input type="checkbox"/> STEPDAUGHTER		
<input type="checkbox"/> BRO. HER	<input type="checkbox"/> FATHER-IN-LAW	<input type="checkbox"/> COUSIN		
<input type="checkbox"/> SISTER	<input type="checkbox"/> MOTHER-IN-LAW	<input type="checkbox"/> HIRED MAN		
<input type="checkbox"/> FATHER	<input type="checkbox"/> SON-IN-LAW	<input type="checkbox"/> ROOMER		
<input type="checkbox"/> MOTHER	<input type="checkbox"/> DAUGHTER-IN-LAW	<input type="checkbox"/> SERVANT		
<input type="checkbox"/> GRANDSON	<input type="checkbox"/> BROTHER-IN-LAW	<input type="checkbox"/> OTHER (Specify)		
<input checked="" type="checkbox"/> GRANDDAUGHTER	<input type="checkbox"/> SISTER-IN-LAW			
<input type="checkbox"/> GRANDCHILD	<input type="checkbox"/> ORPHAN			

FORM 10 637

1910 CENSUS INDEX - INDIVIDUAL

U.S. DEPARTMENT OF COMMERCE
BUREAU OF THE CENSUS

TEXAS

W 3.0	HEAD OF FAMILY		White Swiney		E.D.	SHEET
COLOR	AGE	BIRTHPLACE			61	60
B-	26				VOL. 81	
COUNTY Jasper			CITY			
OTHER MEMBERS OF FAMILY						
NAME		RELATIONSHIP	AGE	BIRTHPLACE		
Victoria		W	28			
Elvora		D	6			
Landers		S	4			
Wilber		S	3			
Ida May		D	1 5/12			
Charleston		S	3/2			

FORM 10 636

1910 CENSUS INDEX - FAMILY

U.S. DEPARTMENT OF COMMERCE
BUREAU OF THE CENSUS

TEXAS

W 300	HEAD OF FAMILY		W. S. S. - 7		E.D.	SHEET
COLOR	AGE	BIRTHPLACE		VOL.		
	31			112		
COUNTY			CITY			
Ochiltree						
OTHER MEMBERS OF FAMILY						
	NAME	RELATIONSHIP	AGE	BIRTHPLACE		
1	W. S. S.	W	29	Ala		
	Paul	S	3			

FORM 10 636
1910 CENSUS INDEX - FAMILY

U. S. DEPARTMENT OF COMMERCE
BUREAU OF THE CENSUS

TEXAS

W 300		NAME OF INDIVIDUAL White, Sindy		E.D.	SHEET
COLOR B	AGE 7	BIRTHPLACE Navarro		94	396
COUNTY			VOL. 109		
ENUMERATED WITH			CITY		
RELATIONSHIP TO ABOVE Morgan, Tige					
<input type="checkbox"/> SON	<input type="checkbox"/> NEPHEW	<input type="checkbox"/> STEPSON			
<input checked="" type="checkbox"/> DAUGHTER	<input type="checkbox"/> NIECE	<input type="checkbox"/> STEPDAUGHTER			
<input type="checkbox"/> BROTHER	<input type="checkbox"/> FATHER-IN-LAW	<input type="checkbox"/> COUSIN			
<input type="checkbox"/> SISTER	<input type="checkbox"/> MOTHER-IN-LAW	<input type="checkbox"/> HIRED MAN			
<input type="checkbox"/> FATHER	<input type="checkbox"/> SON-IN-LAW	<input type="checkbox"/> ROOMER			
<input type="checkbox"/> MOTHER	<input type="checkbox"/> DAUGHTER-IN-LAW	<input type="checkbox"/> SERVANT			
<input type="checkbox"/> GRANDSON	<input type="checkbox"/> BROTHER-IN-LAW	<input type="checkbox"/> OTHER (Specify)			
<input type="checkbox"/> GRANDDAUGHTER	<input type="checkbox"/> SISTER-IN-LAW				
<input type="checkbox"/> GRANDCHILD	<input type="checkbox"/> ORPHAN				

FORM 10 637
1910 CENSUS INDEX - INDIVIDUAL

U.S. DEPARTMENT OF COMMERCE
BUREAU OF THE CENSUS

TEXAS

6300		HEAD OF FAMILY		E.D.	SHEET
1110		AGE	BIRTHPLACE	32	140
COLOR				VOL.	
COUNTY	Kaufman		CITY	87	
OTHER MEMBERS OF FAMILY					
NAME		RELATIONSHIP	AGE	BIRTHPLACE	
Mary		W	34	La	
John		D	11		
40 Anderson		F	27	La	

FORM 10 636
1910 CENSUS INDEX - FAMILY

U.S. DEPARTMENT OF COMMERCE
BUREAU OF THE CENSUS

TEXAS

10300	HEAD OF FAMILY		Wood, Sime	E.D.	SHEET
COLOR	AGE	BIRTHPLACE		27	166
	W 60	Tenn		VOL.	98
COUNTY	McLennan		CITY		
OTHER MEMBERS OF FAMILY					
NAME		RELATIONSHIP	AGE	BIRTHPLACE	
/ Burn		W	57	Arks	

FORM 10 636
1910 CENSUS INDEX - FAMILY

U. S. DEPARTMENT OF COMMERCE
BUREAU OF THE CENSUS

TEXAS

W 300	HEAD OF FAMILY <i>W. H. L. Leman W</i>		E.D. 117	SHEET 11
COLOR <i>W</i>	AGE <i>67</i>	BIRTHPLACE <i>Ill</i>	VOL. 70	
COUNTY	Harris		CITY	
OTHER MEMBERS OF FAMILY				
NAME		RELATIONSHIP	AGE	BIRTHPLACE
<i>1 Leman</i>		<i>W</i>	<i>62</i>	<i>Ill</i>

FORM 10 636

1910 CENSUS INDEX - FAMILY

U. S. DEPARTMENT OF COMMERCE
BUREAU OF THE CENSUS

11 300		HEAD OF FAMILY <i>White</i>		TEXAS	
COLOR <i>B</i>	AGE <i>53</i>	BIRTHPLACE <i>Illinois</i>		E.D. <i>33</i>	SHEET <i>217</i>
COUNTY <i>Grimes</i>				VOL. <i>58</i>	
				CITY <i>Marshall</i>	
OTHER MEMBERS OF FAMILY					
NAME		RELATIONSHIP	AGE	BIRTHPLACE	
<i>Ella</i>		<i>W</i>	<i>48</i>	<i>La</i>	
<i>John</i>		<i>S</i>	<i>23</i>		

FORM 10-638
1910 CENSUS INDEX - FAMILY

U.S. DEPARTMENT OF COMMERCE
BUREAU OF THE CENSUS

TEXAS

66321		NAME OF INDIVIDUAL <i>White, Simon</i>		E.D. <i>38</i>	SHEET <i>311</i>
COLOR <i>W</i>	AGE <i>16</i>	BIRTHPLACE <i>Hays</i>		VOL. <i>73</i>	
COUNTY		CITY <i>San Marcos</i>			
ENUMERATED WITH <i>Sanders, Charlie E.</i>					
RELATIONSHIP TO ABOVE					
<input type="checkbox"/> SON	<input checked="" type="checkbox"/> NEPHEW	<input type="checkbox"/> STEPSON			
<input type="checkbox"/> DAUGHTER	<input type="checkbox"/> NIECE	<input type="checkbox"/> STEPDAUGHTER			
<input type="checkbox"/> BROTHER	<input type="checkbox"/> FATHER-IN-LAW	<input type="checkbox"/> COUSIN			
<input type="checkbox"/> SISTER	<input type="checkbox"/> MOTHER-IN-LAW	<input type="checkbox"/> HIRED MAN			
<input type="checkbox"/> FATHER	<input type="checkbox"/> SON-IN-LAW	<input type="checkbox"/> ROOMER			
<input type="checkbox"/> MOTHER	<input type="checkbox"/> DAUGHTER-IN-LAW	<input type="checkbox"/> SERVANT			
<input type="checkbox"/> GRANDSON	<input type="checkbox"/> BROTHER-IN-LAW	<input type="checkbox"/> OTHER (Specify)			
<input type="checkbox"/> GRANDDAUGHTER	<input type="checkbox"/> SISTER-IN-LAW				
<input type="checkbox"/> GRANDCHILD	<input type="checkbox"/> ORPHAN				

FORM 10 637

1910 CENSUS INDEX - INDIVIDUAL

U. S. DEPARTMENT OF COMMERCE
BUREAU OF THE CENSUS

TEXAS

W300	NAME OF INDIVIDUAL <i>White Demor</i>		E.D. 105	SHEET 30
COLOR <i>B</i>	AGE <i>28</i>	BIRTHPLACE <i>Ar</i>	VOL. <i>128</i>	
COUNTY <i>Tarrant</i>		CITY <i>Fort Worth</i>		
ENUMERATED WITH <i>Williams John</i>				
RELATIONSHIP TO ABOVE				
<input type="checkbox"/> SON	<input type="checkbox"/> NEPHEW	<input type="checkbox"/> STEPSON		
<input type="checkbox"/> DAUGHTER	<input type="checkbox"/> NIECE	<input type="checkbox"/> STEPDAUGHTER		
<input type="checkbox"/> BROTHER	<input type="checkbox"/> FATHER-IN-LAW	<input type="checkbox"/> COUSIN		
<input type="checkbox"/> SISTER	<input type="checkbox"/> MOTHER-IN-LAW	<input type="checkbox"/> MARRIED MAN		
<input type="checkbox"/> FATHER	<input type="checkbox"/> SON-IN-LAW	<input type="checkbox"/> ROOMER		
<input type="checkbox"/> MOTHER	<input type="checkbox"/> DAUGHTER-IN-LAW	<input type="checkbox"/> SERVANT		
<input type="checkbox"/> GRANDSON	<input type="checkbox"/> BROTHER-IN-LAW	<input type="checkbox"/> OTHER (Specify)		
<input type="checkbox"/> GRANDDAUGHTER	<input type="checkbox"/> SISTER-IN-LAW			
<input type="checkbox"/> GRANDCHILD	<input type="checkbox"/> ORPHAN			

FORM 10 637
1910 CENSUS INDEX - INDIVIDUAL

U. S. DEPARTMENT OF COMMERCE
BUREAU OF THE CENSUS

TEXAS

W 300		HEAD OF FAMILY		Wood, Susan		E.D.	SHEET
COLOR	B	AGE	38	BIRTHPLACE		23	222
COUNTY				Freestone		VOL. 54	
				CITY			
OTHER MEMBERS OF FAMILY							
NAME		RELATIONSHIP		AGE	BIRTHPLACE		
Ethel		W		26			
Ray		S		8			
Edward		S		3			

FORM 10-636
1910 CENSUS INDEX - FAMILY

U. S. DEPARTMENT OF COMMERCE
BUREAU OF THE CENSUS

TEXAS

6300	HEAD OF FAMILY		White, Simon		E.D.	SHEET
COLOR	AGE	BIRTHPLACE		VOL.		
B	25			147		
COUNTY			CITY			
Wharton						
OTHER MEMBERS OF FAMILY						
NAME		RELATIONSHIP	AGE	BIRTHPLACE		
1 Octave		B	20			
3 Bo						

FORM 10 636
1910 CENSUS INDEX - FAMILY

U. S. DEPARTMENT OF COMMERCE
BUREAU OF THE CENSUS

TEXAS

W 300	HEAD OF FAMILY		White Simon B	E.D.	SHEET
COLOR	AGE	BIRTHPLACE		106	269
W	38	Ohio		VOL.	111
COUNTY	Nueces		CITY	Kingsville	
OTHER MEMBERS OF FAMILY					
NAME		RELATION- SHIP	AGE	BIRTHPLACE	
1 Margaret J		W	48		
Marcus J A		S	22		
Pevita Lettie		D	20		
White Ella		D	12		
1 Margaret		D	9		

FORM 10 636
1910 CENSUS INDEX - FAMILY

U. S. DEPARTMENT OF COMMERCE
BUREAU OF THE CENSUS

TEXAS

W300	NAME OF INDIVIDUAL		E.O.	SHEET
	White Male		32	125
COLOR	AGE	BIRTHPLACE	VOL.	
B	38		33	
COUNTY		CITY		
	Dallas	Dallas		
ENUMERATED WITH				
Boy John W				
RELATIONSHIP TO ABOVE				
<input type="checkbox"/> SON	<input checked="" type="checkbox"/> NEPHEW	<input type="checkbox"/> STEPSON		
<input checked="" type="checkbox"/> DAUGHTER	<input type="checkbox"/> NIECE	<input type="checkbox"/> STEPDAUGHTER		
<input type="checkbox"/> BROTHER	<input type="checkbox"/> FATHER-IN-LAW	<input type="checkbox"/> COUSIN		
<input type="checkbox"/> SISTER	<input type="checkbox"/> MOTHER-IN-LAW	<input type="checkbox"/> HIRED MAN		
<input type="checkbox"/> FATHER	<input type="checkbox"/> SON-IN-LAW	<input type="checkbox"/> ROOMER		
<input type="checkbox"/> MOTHER	<input type="checkbox"/> DAUGHTER-IN-LAW	<input type="checkbox"/> SERVANT		
<input type="checkbox"/> GRANDSON	<input type="checkbox"/> BROTHER-IN-LAW	<input type="checkbox"/> OTHER (Specify)		
<input type="checkbox"/> GRANDDAUGHTER	<input type="checkbox"/> SISTER-IN-LAW			
<input type="checkbox"/> GRANDCHILD	<input type="checkbox"/> ORPHAN			

FORM 10 637

1910 CENSUS INDEX - INDIVIDUAL

U. S. DEPARTMENT OF COMMERCE
BUREAU OF THE CENSUS

TEXAS

W300	HEAD OF FAMILY		White	Jim G	E.D.	SHEET
					153	40
COLOR	AGE	BIRTHPLACE		VOL.		
W	48	Wash		129		
COUNTY	Tarrant			CITY		
				Fort Worth		
OTHER MEMBERS OF FAMILY						
	NAME	RELATIONSHIP	AGE	BIRTHPLACE		
1	Jim A. Mrs	W	57	Texas		

FORM 10 636
1910 CENSUS INDEX - FAMILYU.S. DEPARTMENT OF COMMERCE
BUREAU OF THE CENSUS

TEXAS

W 300	NAME OF INDIVIDUAL <i>White, Sam</i>		E.D. 104	SHEET 27
COLOR <i>B</i>	AGE <i>17</i>	BIRTHPLACE	VOL. <i>122</i>	
COUNTY <i>San Jacinto</i>		CITY		
ENUMERATED WITH <i>White, Tom</i>				
RELATIONSHIP TO ABOVE				
<input type="checkbox"/> SON	<input type="checkbox"/> NEPHEW	<input type="checkbox"/> STEPSON		
<input type="checkbox"/> DAUGHTER	<input type="checkbox"/> NIECE	<input type="checkbox"/> STEPDAUGHTER		
<input checked="" type="checkbox"/> BROTHER	<input type="checkbox"/> FATHER-IN-LAW	<input type="checkbox"/> COUSIN		
<input type="checkbox"/> SISTER	<input type="checkbox"/> MOTHER-IN-LAW	<input type="checkbox"/> HIRED MAN		
<input type="checkbox"/> FATHER	<input type="checkbox"/> SON-IN-LAW	<input type="checkbox"/> ROOMER		
<input type="checkbox"/> MOTHER	<input type="checkbox"/> DAUGHTER-IN-LAW	<input type="checkbox"/> SERVANT		
<input type="checkbox"/> GRANDSON	<input type="checkbox"/> BROTHER-IN-LAW	<input type="checkbox"/> OTHER (Specify)		
<input type="checkbox"/> GRANDDAUGHTER	<input type="checkbox"/> SISTER-IN-LAW			
<input type="checkbox"/> GRANDCHILD	<input type="checkbox"/> ORPHAN			

FORM 10-637 (8-10-02)

U.S. DEPARTMENT OF COMMERCE
BUREAU OF THE CENSUS

1910 CENSUS INDEX - INDIVIDUAL

9 090 : 1908 0-01423

TEXAS

W300		NAME OF INDIVIDUAL		E.O.	SHEET
White		Sim		731	147
COLOR	AGE	BIRTHPLACE		VOL.	
B	70				89
COUNTY - L. BOON			CITY		
ENUMERATED WITH					
L. BOON SIM					
RELATIONSHIP TO ABOVE					
<input type="checkbox"/> SON	<input type="checkbox"/> NEPHEW	<input type="checkbox"/> STEPSON			
<input type="checkbox"/> DAUGHTER	<input type="checkbox"/> NIECE	<input type="checkbox"/> STEPDAUGHTER			
<input type="checkbox"/> BROTHER	<input type="checkbox"/> FATHER-IN-LAW	<input type="checkbox"/> COUSIN			
<input type="checkbox"/> SISTER	<input type="checkbox"/> MOTHER-IN-LAW	<input type="checkbox"/> HUSBAND			
<input type="checkbox"/> FATHER	<input type="checkbox"/> SON-IN-LAW	<input checked="" type="checkbox"/> ROOMER			
<input type="checkbox"/> MOTHER	<input type="checkbox"/> DAUGHTER-IN-LAW	<input type="checkbox"/> SERVANT			
<input type="checkbox"/> GRANDSON	<input type="checkbox"/> BROTHER-IN-LAW	<input type="checkbox"/> OTHER (Specify)			
<input type="checkbox"/> GRANDDAUGHTER	<input type="checkbox"/> SISTER-IN-LAW				
<input type="checkbox"/> GRANDCHILD	<input type="checkbox"/> ORPHAN				

FORM 10 637
1910 CENSUS INDEX - INDIVIDUAL

U.S. DEPARTMENT OF COMMERCE
BUREAU OF THE CENSUS

TEXAS

151300		HEAD OF FAMILY		E.D.	SHEET
13		Wade Wiley		96	30
COLOR	AGE	BIRTHPLACE		VOL.	
	65			109	
COUNTY			CITY		
Nacogdoches			Nacogdoches		
OTHER MEMBERS OF FAMILY					
NAME		RELATIONSHIP	AGE	BIRTHPLACE	
Suzanne		13	19		
Lucia		11	16		
130					

FORM 10 636

1910 CENSUS INDEX - FAMILY

U S DEPARTMENT OF COMMERCE
BUREAU OF THE CENSUS

TEXAS

W 300	NAME OF INDIVIDUAL White Silva		E.D. 86	SHEET 220
COLOR B	AGE 13	BIRTHPLACE	VOL. 101	
COUNTY Medina		CITY		
ENUMERATED WITH Wood Harry				
RELATIONSHIP TO ABOVE				
<input type="checkbox"/> SON	<input type="checkbox"/> NEPHEW	<input type="checkbox"/> STEPSON		
<input type="checkbox"/> DAUGHTER	<input type="checkbox"/> NIECE	<input type="checkbox"/> STEPDAUGHTER		
<input type="checkbox"/> BROTHER	<input type="checkbox"/> FATHER-IN-LAW	<input type="checkbox"/> COUSIN		
<input type="checkbox"/> SISTER	<input type="checkbox"/> MOTHER-IN-LAW	<input type="checkbox"/> HIRED MAN		
<input type="checkbox"/> FATHER	<input type="checkbox"/> SON-IN-LAW	<input type="checkbox"/> ROOMER		
<input type="checkbox"/> MOTHER	<input type="checkbox"/> DAUGHTER-IN-LAW	<input type="checkbox"/> SERVANT		
<input type="checkbox"/> GRANDSON	<input type="checkbox"/> BROTHER-IN-LAW	<input checked="" type="checkbox"/> OTHER (Specify)		
<input type="checkbox"/> GRANDDAUGHTER	<input type="checkbox"/> SISTER-IN-LAW	<u>ad. d.</u>		
<input type="checkbox"/> GRANDCHILD	<input type="checkbox"/> ORPHAN			

FORM 10-637

1910 CENSUS INDEX - INDIVIDUAL

U. S. DEPARTMENT OF COMMERCE
BUREAU OF THE CENSUS

TEXAS

W 300		NAME OF INDIVIDUAL		E.D.	SHEET
COLOR	B	AGE	14	104	27
BIRTHPLACE			VOL.		
San Jacinto			122		
COUNTY		CITY			
ENUMERATED WITH					
Wilson, John					
RELATIONSHIP TO ABOVE					
<input type="checkbox"/> SON	<input type="checkbox"/> NEPHEW	<input type="checkbox"/> STEPSON			
<input type="checkbox"/> DAUGHTER	<input type="checkbox"/> NIECE	<input type="checkbox"/> STEPDAUGHTER			
<input type="checkbox"/> BROTHER	<input type="checkbox"/> FATHER-IN-LAW	<input checked="" type="checkbox"/> COUSIN			
<input type="checkbox"/> SISTER	<input type="checkbox"/> MOTHER-IN-LAW	<input type="checkbox"/> HIRED MAN			
<input type="checkbox"/> FATHER	<input type="checkbox"/> SON-IN-LAW	<input type="checkbox"/> ROOMER			
<input type="checkbox"/> MOTHER	<input type="checkbox"/> DAUGHTER-IN-LAW	<input type="checkbox"/> SERVANT			
<input type="checkbox"/> GRANDSON	<input type="checkbox"/> BROTHER-IN-LAW	<input type="checkbox"/> OTHER (Specify)			
<input type="checkbox"/> GRANDDAUGHTER	<input type="checkbox"/> SISTER-IN-LAW				
<input type="checkbox"/> GRANDCHILD	<input type="checkbox"/> ORPHAN				

FORM 10-57 (5-10-52)

1910 CENSUS INDEX - INDIVIDUAL

U.S. DEPARTMENT OF COMMERCE
BUREAU OF THE CENSUS

• 570 • 1952 O-541433

TEXAS

U.300	HEAD OF FAMILY		E.D.	SHEET
	Wood, James W		34	126
COLOR	AGE	BIRTHPLACE	VOL.	
W	32	Tex	35	
COUNTY	Dallas		CITY	
			Dallas	
OTHER MEMBERS OF FAMILY				
NAME		RELATIONSHIP	AGE	BIRTHPLACE
- 1. Margaret		W	54	
- 1. Elizabeth W		D	17	

FORM 10 636
1910 CENSUS INDEX - FAMILY

U. S. DEPARTMENT OF COMMERCE
BUREAU OF THE CENSUS

TEXAS

11502		HEAD OF FAMILY		Wood, Elias H.		E.D.	SHEET
COLOR	AGE	BIRTHPLACE				VOL.	
W	34					29	
COUNTY			CITY				
Comanche							
OTHER MEMBERS OF FAMILY							
NAME		RELATIONSHIP	AGE	BIRTHPLACE			
Annyora S		W	33				
Earnest H		S	7				
Leta J		S	7				
L. Vastal		S	5				
Wilton F.		S	17/2				

FORM 10-636
1910 CENSUS INDEX - FAMILY

U.S. DEPARTMENT OF COMMERCE
BUREAU OF THE CENSUS

TEXAS

HEAD OF FAMILY		White Susan H.		E.D.	SHEET
W 310				101	2
COLOR	AGE	BIRTHPLACE		VOL.	
W	77	Kentucky		17	
COUNTY	BROWN		CITY		
OTHER MEMBERS OF FAMILY					
	NAME	RELATIONSHIP	AGE	BIRTHPLACE	
	White Rachel J	W	45		
	1 - Beatrice	D	19		

FORM 10 636
1910 CENSUS INDEX - FAMILY

U. S. DEPARTMENT OF COMMERCE
BUREAU OF THE CENSUS

TEXAS

W300	HEAD OF FAMILY <i>Wood, Silas</i>		E.O. <i>6</i>	SHEET <i>4</i>
COLOR <i>W</i>	AGE <i>58</i>	BIRTHPLACE <i>N.C.</i>	VOL. <i>7</i>	
COUNTY <i>Bell</i>	CITY			
OTHER MEMBERS OF FAMILY				
NAME		RELATION- SHIP	AGE	BIRTHPLACE
<i>Eddie</i>		<i>A</i>	<i>23</i>	<i>N.C.</i>
<i>Janie</i>		<i>S</i>	<i>18</i>	<i>1</i>
<i>Jim</i>		<i>S</i>	<i>16</i>	
<i>Lillie</i>		<i>S</i>	<i>14</i>	
<i>Annie</i>		<i>D</i>	<i>12</i>	
<i>Lula</i>		<i>D</i>	<i>10</i>	
<i>Reb</i>		<i>S</i>	<i>8</i>	

FORM 10-636

1910 CENSUS INDEX - FAMILY

U.S. DEPARTMENT OF COMMERCE
BUREAU OF THE CENSUS

TEXAS

W300	HEAD OF FAMILY Wood Lewis		E.D. 125	SHEET 353
COLOR W	AGE 38	BIRTHPLACE		VOL. 64
COUNTY Hall			CITY	
OTHER MEMBERS OF FAMILY				
NAME		RELATIONSHIP	AGE	BIRTHPLACE
L. D.		W	27	
Stella		D	4	
L Devian C		S	1 1/2	
Foster Sarah C		M	50	Miss.

FORM 10-636

1910 CENSUS INDEX - FAMILY

U.S. DEPARTMENT OF COMMERCE
BUREAU OF THE CENSUS

TEXAS

W300	NAME OF INDIVIDUAL Witt Silas		E.O. 33	SHEET 14
COLOR W-	AGE 74	BIRTHPLACE Tenn	VOL. 25	
COUNTY Crosby	CITY			
ENUMERATED WITH Witt James C				
RELATIONSHIP TO ABOVE				
<input type="checkbox"/> SON	<input type="checkbox"/> NEPHEW	<input type="checkbox"/> STEPSON		
<input type="checkbox"/> DAUGHTER	<input type="checkbox"/> NIECE	<input type="checkbox"/> STEPDAUGHTER		
<input type="checkbox"/> BROTHER	<input type="checkbox"/> FATHER-IN-LAW	<input type="checkbox"/> COUSIN		
<input type="checkbox"/> SISTER	<input type="checkbox"/> MOTHER-IN-LAW	<input type="checkbox"/> HIRED MAN		
<input checked="" type="checkbox"/> FATHER	<input type="checkbox"/> SON-IN-LAW	<input type="checkbox"/> ROOMER		
<input type="checkbox"/> MOTHER	<input type="checkbox"/> DAUGHTER-IN-LAW	<input type="checkbox"/> SERVANT		
<input type="checkbox"/> GRANDSON	<input type="checkbox"/> BROTHER-IN-LAW	<input type="checkbox"/> OTHER (Specify)		
<input type="checkbox"/> GRANDDAUGHTER	<input type="checkbox"/> SISTER-IN-LAW			
<input type="checkbox"/> GRANDCHILD	<input type="checkbox"/> ORPHAN			

FORM 10-637
1910 CENSUS INDEX - INDIVIDUAL

U. S. DEPARTMENT OF COMMERCE
BUREAU OF THE CENSUS

TEXAS

W 300	HEAD OF FAMILY		E.D.	SHEET
COLOR	AGE	BIRTHPLACE	46	20-98
B	48	Tex.	VOL.	49
COUNTY	Falls		CITY	
OTHER MEMBERS OF FAMILY				
NAME		RELATIONSHIP	AGE	BIRTHPLACE
Susan		W	42	
Lizeta		D	27	
Eden, C. D.		NS	10	
Emelina		NS	6	

FORM 10-636

1910 CENSUS INDEX - FAMILY

U.S. DEPARTMENT OF COMMERCE
BUREAU OF THE CENSUS

TEXAS

W 500		NAME OF INDIVIDUAL <i>Walter Sebes</i>		E.O.	SHEET
COLOR <i>B</i>	AGE <i>46</i>	BIRTHPLACE		<i>10947</i>	
COUNTY <i>Karnes</i>		CITY			
ENUMERATED WITH <i>Brown, Fannie</i>					
RELATIONSHIP TO ABOVE					
<input type="checkbox"/> SON	<input type="checkbox"/> NEPHEW	<input type="checkbox"/> STEPSON			
<input type="checkbox"/> DAUGHTER	<input type="checkbox"/> NIECE	<input type="checkbox"/> STEPDAUGHTER			
<input type="checkbox"/> BROTHER	<input type="checkbox"/> FATHER-IN-LAW	<input type="checkbox"/> COUSIN			
<input type="checkbox"/> SISTER	<input type="checkbox"/> MOTHER-IN-LAW	<input type="checkbox"/> HIRED MAN			
<input type="checkbox"/> FATHER	<input type="checkbox"/> SON-IN-LAW	<input checked="" type="checkbox"/> ROOMER			
<input type="checkbox"/> MOTHER	<input type="checkbox"/> DAUGHTER-IN-LAW	<input type="checkbox"/> SERVANT			
<input type="checkbox"/> GRANDSON	<input type="checkbox"/> BROTHER-IN-LAW	<input type="checkbox"/> OTHER (Specify)			
<input type="checkbox"/> GRANDDAUGHTER	<input type="checkbox"/> SISTER-IN-LAW				
<input type="checkbox"/> GRANDCHILD	<input type="checkbox"/> ORPHAN				

FORM 10 637
1910 CENSUS INDEX - INDIVIDUAL

U.S. DEPARTMENT OF COMMERCE
BUREAU OF THE CENSUS

TEXAS

HEAD OF FAMILY		Wade, Sidney J.		E.D.	SHEET
175		131			
COLOR	AGE	BIRTHPLACE	VOL. 76		
W	37	Tenn.			
COUNTY	Hill		CITY		
OTHER MEMBERS OF FAMILY					
NAME		RELATIONSHIP	AGE	BIRTHPLACE	
Sallie		W	40	Tennessee	
Herschel		S	17		
Grady		D	15		
Freda		S	13		
Rachel		D	11		
Myrtle		D	9		
W. pal		D	3		

FORM 10 636
1910 CENSUS INDEX - FAMILY

U S DEPARTMENT OF COMMERCE
BUREAU OF THE CENSUS

TEXAS

W 300	NAME OF INDIVIDUAL White, Sidney S.		E.C. 27	SHEET 183
COLOR W	AGE 18	BIRTHPLACE La.	VOL. 13	
COUNTY Jefferson	CITY Beaumont			
ENUMERATED WITH - Callette, Eugene B.				
RELATIONSHIP TO ABOVE				
<input type="checkbox"/> SON	<input type="checkbox"/> NEPHEW	<input type="checkbox"/> STEPSON		
<input type="checkbox"/> DAUGHTER	<input type="checkbox"/> NIECE	<input type="checkbox"/> STEPDAUGHTER		
<input type="checkbox"/> BROTHER	<input checked="" type="checkbox"/> FATHER-IN-LAW	<input type="checkbox"/> COUSIN		
<input type="checkbox"/> SISTER	<input type="checkbox"/> MOTHER-IN-LAW	<input type="checkbox"/> HIRED MAN		
<input type="checkbox"/> FATHER	<input type="checkbox"/> SON-IN-LAW	<input type="checkbox"/> ROOMER		
<input type="checkbox"/> MOTHER	<input type="checkbox"/> DAUGHTER-IN-LAW	<input type="checkbox"/> SERVANT		
<input type="checkbox"/> GRANDSON	<input type="checkbox"/> BROTHER-IN-LAW	<input type="checkbox"/> OTHER (Specify)		
<input type="checkbox"/> GRANDDAUGHTER	<input type="checkbox"/> SISTER-IN-LAW			
<input checked="" type="checkbox"/> GRANDCHILD	<input type="checkbox"/> ORPHAN			

FORM 10 637

1910 CENSUS INDEX - INDIVIDUAL

U.S. DEPARTMENT OF COMMERCE
BUREAU OF THE CENSUS

TEXAS

W 300	HEAD OF FAMILY		White, Sidney G.		E.D.	SHEET
COLOR -	AGE	BIRTHPLACE			61	230
W	33	Tenn			60	
COUNTY	Grayson		CITY			
OTHER MEMBERS OF FAMILY						
NAME		RELATIONSHIP	AGE	BIRTHPLACE		
Mary		W	26	Tenn		
L.D.		S	10	I		
Margaret		D	6			
Bulice		S	3			
Evelyn		D	2			

FORM 10-636
1910 CENSUS INDEX - FAMILY

U.S. DEPARTMENT OF COMMERCE
BUREAU OF THE CENSUS

TEXAS

W 300	NAME OF INDIVIDUAL White Sidney A		E.C. 61	SHEET 118
COLOR W	AGE 20	BIRTHPLACE		VOL. 50
COUNTY Falls		CITY Roswell		
ENUMERATED WITH: White Walter E.				
RELATIONSHIP TO ABOVE				
<input type="checkbox"/> SON	<input type="checkbox"/> NEPHEW	<input type="checkbox"/> STEPSON		
<input type="checkbox"/> DAUGHTER	<input type="checkbox"/> NIECE	<input type="checkbox"/> STEPDAUGHTER		
<input checked="" type="checkbox"/> BROTHER	<input type="checkbox"/> FATHER-IN-LAW	<input type="checkbox"/> COUSIN		
<input checked="" type="checkbox"/> SISTER	<input type="checkbox"/> MOTHER-IN-LAW	<input type="checkbox"/> HIRSD MAN		
<input type="checkbox"/> FATHER	<input type="checkbox"/> SON-IN-LAW	<input type="checkbox"/> ROOMER		
<input type="checkbox"/> MOTHER	<input type="checkbox"/> DAUGHTER-IN-LAW	<input type="checkbox"/> SERVANT		
<input type="checkbox"/> GRANDSON	<input type="checkbox"/> BROTHER-IN-LAW	<input type="checkbox"/> OTHER (Specify)		
<input type="checkbox"/> GRANDDAUGHTER	<input type="checkbox"/> SISTER-IN-LAW			
<input type="checkbox"/> GRANDCHILD	<input type="checkbox"/> ORPHAN			

FORM 10-637
1910 CENSUS INDEX - INDIVIDUAL

U.S. DEPARTMENT OF COMMERCE
BUREAU OF THE CENSUS

TEXAS

10300		NAME OF INDIVIDUAL <i>White, Sidney A</i>		E.O. 36	SHEET 173
COLOR <i>W</i>	AGE <i>19</i>	BIRTHPLACE		VOL. <i>34</i>	
COUNTY <i>Dallas</i>		CITY <i>Dallas</i>			
ENUMERATED WITH <i>No. head shown</i>					
RELATIONSHIP TO ABOVE					
<input type="checkbox"/> SON	<input type="checkbox"/> NEPHEW	<input type="checkbox"/> STEPSON			
<input type="checkbox"/> DAUGHTER	<input type="checkbox"/> NIECE	<input type="checkbox"/> STEPDAUGHTER			
<input type="checkbox"/> BROTHER	<input type="checkbox"/> FATHER-IN-LAW	<input type="checkbox"/> COUSIN			
<input type="checkbox"/> SISTER	<input type="checkbox"/> MOTHER-IN-LAW	<input type="checkbox"/> UNKLE			
<input type="checkbox"/> FATHER	<input type="checkbox"/> SON-IN-LAW	<input checked="" type="checkbox"/> ROOMER			
<input type="checkbox"/> MOTHER	<input type="checkbox"/> DAUGHTER-IN-LAW	<input type="checkbox"/> SERVANT			
<input type="checkbox"/> GRANDSON	<input type="checkbox"/> BROTHER-IN-LAW	<input type="checkbox"/> OTHER (Specify)			
<input type="checkbox"/> GRANDDAUGHTER	<input type="checkbox"/> SISTER-IN-LAW				
<input type="checkbox"/> GRANDCHILD	<input type="checkbox"/> ORPHAN				

FORM 10-637
1910 CENSUS INDEX - INDIVIDUAL

U.S. DEPARTMENT OF COMMERCE
BUREAU OF THE CENSUS

TEXAS

10-300		NAME OF INDIVIDUAL <i>W. Lute Sydney A.</i>		E.O. <i>58</i>	SHEET <i>38</i>
COLOR	AGE <i>19</i>	BIRTHPLACE		VOL. <i>35</i>	
COUNTY <i>Dallas</i>	CITY <i>Dallas</i>				
ENUMERATED WITH <i>Me Lurvey, Bernilla</i>					
RELATIONSHIP TO ABOVE					
<input type="checkbox"/> SON	<input type="checkbox"/> NEPHEW	<input type="checkbox"/> STEPSON			
<input type="checkbox"/> DAUGHTER	<input type="checkbox"/> NIECE	<input type="checkbox"/> STEPDAUGHTER			
<input type="checkbox"/> BROTHER	<input type="checkbox"/> FATHER-IN-LAW	<input type="checkbox"/> COUSIN			
<input type="checkbox"/> SISTER	<input type="checkbox"/> MOTHER-IN-LAW	<input type="checkbox"/> HIRED MAN			
<input type="checkbox"/> FATHER	<input type="checkbox"/> SON-IN-LAW	<input checked="" type="checkbox"/> ROOMER			
<input type="checkbox"/> MOTHER	<input type="checkbox"/> DAUGHTER-IN-LAW	<input type="checkbox"/> SERVANT			
<input type="checkbox"/> GRANDSON	<input type="checkbox"/> BROTHER-IN-LAW	<input type="checkbox"/> OTHER (<i>Specify</i>)			
<input type="checkbox"/> GRANDDAUGHTER	<input type="checkbox"/> SISTER-IN-LAW				
<input type="checkbox"/> GRANDCHILD	<input type="checkbox"/> ORPHAN				

FORM 10 637
1910 CENSUS INDEX - INDIVIDUAL

U.S. DEPARTMENT OF COMMERCE
BUREAU OF THE CENSUS

TEXAS

11300		HEAD OF FAMILY		E.D.	SHEET
		Wood Sidney		77	172
COLOR	AGE	BIRTHPLACE		VOL.	
	64	N.C.		39	
COUNTY			CITY		
Denton					
OTHER MEMBERS OF FAMILY					
	NAME	RELATIONSHIP	AGE	BIRTHPLACE	
I	Margie	W	57	Va	
	Rosie	D	29		
	Myrtle	D	21		
	William B	S	18		
	Ueltea	S	16		
	Clark Walter	G.S	13		
I	Willie	G.S	9		

FORM 10-636

1910 CENSUS INDEX - FAMILY

U.S. DEPARTMENT OF COMMERCE
BUREAU OF THE CENSUS

TEXAS

W300		NAME OF INDIVIDUAL White Sidney		E.D. 267	SHEET 368
COLOR	AGE B 15	BIRTHPLACE		VOL. 133	
COUNTY B			CITY Taylor	Abilene	
ENUMERATED WITH Williams Yes W					
RELATIONSHIP TO ABOVE					
<input type="checkbox"/> SON	<input type="checkbox"/> NEPHEW	<input checked="" type="checkbox"/> STEPSON			
<input type="checkbox"/> DAUGHTER	<input type="checkbox"/> NIECE	<input type="checkbox"/> STEPDAUGHTER			
<input type="checkbox"/> BROTHER	<input type="checkbox"/> FATHER-IN-LAW	<input type="checkbox"/> COUSIN			
<input type="checkbox"/> SISTER	<input type="checkbox"/> MOTHER-IN-LAW	<input type="checkbox"/> HIRED MAN			
<input type="checkbox"/> FATHER	<input type="checkbox"/> SON-IN-LAW	<input checked="" type="checkbox"/> ROOMER			
<input type="checkbox"/> MOTHER	<input type="checkbox"/> DAUGHTER-IN-LAW	<input type="checkbox"/> SERVANT			
<input type="checkbox"/> GRANDSON	<input type="checkbox"/> BROTHER-IN-LAW	<input type="checkbox"/> OTHER (Specify)			
<input type="checkbox"/> GRANDDAUGHTER	<input type="checkbox"/> SISTER-IN-LAW				
<input type="checkbox"/> GRANDCHILD	<input type="checkbox"/> ORPHAN				

FORM BC-627 (6-9-67)
FORMERLY 10-637.U.S. DEPARTMENT OF COMMERCE
BUREAU OF THE CENSUS

1910 CENSUS INDEX - INDIVIDUAL

TEXAS

10300	HEAD OF FAMILY <i>White Sidney</i>		E.D. 132	SHEET 148
COLOR <i>B</i>	AGE <i>61</i>	BIRTHPLACE	VOL. 149	
COUNTY <i>Wood</i>		CITY		
OTHER MEMBERS OF FAMILY				
	NAME	RELATIONSHIP	AGE	BIRTHPLACE
	<i>Laura</i>	<i>W</i>	<i>54</i>	
	<i>Ralinda</i>	<i>D</i>	<i>19</i>	
	<i>Jane</i>	<i>D</i>	<i>17</i>	
	<i>El Jay</i>	<i>S.S</i>	<i>7</i>	

FORM 10 636
1910 CENSUS INDEX - FAMILY

U. S. DEPARTMENT OF COMMERCE
BUREAU OF THE CENSUS

TEXAS

10300	NAME OF INDIVIDUAL <i>White, Sidney</i>		ED 125	SHEET 365
COLOR B	AGE 21	BIRTHPLACE	VOL 149	
COUNTY	Wood		CITY	
ENUMERATED WITH				
<i>Dean Pink</i>				
RELATIONSHIP TO ABOVE				
<input type="checkbox"/> SON	<input type="checkbox"/> NEPHEW	<input checked="" type="checkbox"/> STEPSON		
<input type="checkbox"/> DAUGHTER	<input type="checkbox"/> NIECE	<input type="checkbox"/> STEPDAUGHTER		
<input type="checkbox"/> BROTHER	<input type="checkbox"/> FATHER-IN-LAW	<input type="checkbox"/> COUSIN		
<input type="checkbox"/> SISTER	<input type="checkbox"/> MOTHER-IN-LAW	<input type="checkbox"/> HIRED MAN		
<input type="checkbox"/> FATHER	<input type="checkbox"/> SON-IN-LAW	<input type="checkbox"/> ROOMER		
<input type="checkbox"/> MOTHER	<input type="checkbox"/> DAUGHTER-IN-LAW	<input type="checkbox"/> SERVANT		
<input type="checkbox"/> GRANDSON	<input type="checkbox"/> BROTHER-IN-LAW	<input type="checkbox"/> OTHER (<i>Specify</i>)		
<input type="checkbox"/> GRANDDAUGHTER	<input type="checkbox"/> SISTER-IN-LAW			
<input type="checkbox"/> GRANDCHILD	<input type="checkbox"/> ORPHAN			

FORM BC-627 (5-5-67)
FORMERLY 10-637

1910 CENSUS INDEX - INDIVIDUAL

U. S. DEPARTMENT OF COMMERCE
BUREAU OF THE CENSUS

TEXAS

w300		NAME OF INDIVIDUAL Ward Sidney		E.O. 35	SHEET 40
COLOR W	AGE 12	BIRTHPLACE		VOL. 33	
COUNTY Dallas			CITY Dallas		
ENUMERATED WITH Jackson, W. T.					
RELATIONSHIP TO ABOVE					
<input type="checkbox"/> SON	<input checked="" type="checkbox"/> NEPHEW	<input type="checkbox"/> STEPSON			
<input type="checkbox"/> DAUGHTER	<input type="checkbox"/> NIECE	<input type="checkbox"/> STEPDAUGHTER			
<input type="checkbox"/> BROTHER	<input type="checkbox"/> FATHER-IN-LAW	<input type="checkbox"/> COUSIN			
<input type="checkbox"/> SISTER	<input type="checkbox"/> MOTHER-IN-LAW	<input type="checkbox"/> HIRED MAN			
<input type="checkbox"/> FATHER	<input type="checkbox"/> SON-IN-LAW	<input type="checkbox"/> ROOMER			
<input type="checkbox"/> MOTHER	<input type="checkbox"/> DAUGHTER-IN-LAW	<input type="checkbox"/> SERVANT			
<input type="checkbox"/> GRANDSON	<input type="checkbox"/> BROTHER-IN-LAW	<input type="checkbox"/> OTHER (Specify)			
<input type="checkbox"/> GRANDDAUGHTER	<input type="checkbox"/> SISTER-IN-LAW				
<input type="checkbox"/> GRANDCHILD	<input type="checkbox"/> ORPHAN				

FORM 10 637
1910 CENSUS INDEX - INDIVIDUAL

U.S. DEPARTMENT OF COMMERCE
BUREAU OF THE CENSUS

TEXAS

60500	HEAD OF FAMILY White Sider		E.D. 299	SHEET 102
COLOR W	AGE 19	BIRTHPLACE	VOL. 34	
COUNTY Dallas		CITY Dallas		
OTHER MEMBERS OF FAMILY				
NAME		RELATIONSHIP	AGE	BIRTHPLACE
M O		W	19	

FORM 10 636
1910 CENSUS INDEX - FAMILY

U.S. DEPARTMENT OF COMMERCE
BUREAU OF THE CENSUS

TEXAS

W 500		NAME OF INDIVIDUAL <i>Wood Sid</i>		E.O.	SHEET
COLOR	AGE	BIRTHPLACE		40	117
<i>B</i>	15			VOL.	
COUNTY		CITY		67	
		Harris			
ENUMERATED WITH					
<i>Roy Bras</i>					
RELATIONSHIP TO ABOVE					
<input type="checkbox"/> SON	<input type="checkbox"/> NEPHEW	<input type="checkbox"/> STEPSON			
<input type="checkbox"/> DAUGHTER	<input type="checkbox"/> NIECE	<input type="checkbox"/> STEPDAUGHTER			
<input type="checkbox"/> BROTHER	<input type="checkbox"/> FATHER-IN-LAW	<input type="checkbox"/> COUSIN			
<input type="checkbox"/> SISTER	<input type="checkbox"/> MOTHER-IN-LAW	<input type="checkbox"/> HIRED MAN			
<input type="checkbox"/> FATHER	<input type="checkbox"/> SON-IN-LAW	<input type="checkbox"/> ROOMER			
<input type="checkbox"/> MOTHER	<input type="checkbox"/> DAUGHTER-IN-LAW	<input type="checkbox"/> SERVANT			
<input type="checkbox"/> GRANDSON	<input type="checkbox"/> BROTHER-IN-LAW	<input checked="" type="checkbox"/> OTHER (<i>Specify</i>)			
<input type="checkbox"/> GRANDDAUGHTER	<input type="checkbox"/> SISTER-IN-LAW				
<input type="checkbox"/> GRANDCHILD	<input type="checkbox"/> ORPHAN				

FORM 10-637
1910 CENSUS INDEX - INDIVIDUAL

U.S. DEPARTMENT OF COMMERCE
BUREAU OF THE CENSUS

TEXAS

W300		HEAD OF FAMILY		White, Sid		E.D.	SHEET
COLOR	W	AGE	35	BIRTHPLACE		3	6
COUNTY	Comanche			CITY		VOL.	29
OTHER MEMBERS OF FAMILY							
NAME		RELATIONSHIP	AGE	BIRTHPLACE			
- - - - -		W	25				
- - - - -		W	2				
- - - - -							
- - - - -							
- - - - -							
- - - - -							
- - - - -							

TEXAS

W300	HEAD OF FAMILY Wheat di		E.O. 71	SHEET 96
COLOR w	AGE 41	BIRTHPLACE	VOL. 40	
COUNTY Grayson	CITY Sherman			
OTHER MEMBERS OF FAMILY				
NAME		RELATIONSHIP	AGE	BIRTHPLACE
Kati		w	38	Iowa
Elizabeth		D	9	
Li		S	6	
Thomas		S	1 1/2	

FORM 10-636
1910 CENSUS INDEX - FAMILY

U.S. DEPARTMENT OF COMMERCE
BUREAU OF THE CENSUS

TEXAS

W300		HEAD OF FAMILY		White Si		E.O.	SHEET
14		14		294			
COLOR	B	AGE	48	BIRTHPLACE	Tenn	VOL.	10
COUNTY	Bexar			CITY	San Antonio		
OTHER MEMBERS OF FAMILY							
NAME		RELATIONSHIP	AGE	BIRTHPLACE			
Medina, Virginia		ne	21				
74 LO							

FORM 10 636
1910 CENSUS INDEX - FAMILY

U. S. DEPARTMENT OF COMMERCE
BUREAU OF THE CENSUS

TEXAS

W. 300	HEAD OF FAMILY		E.D.	SHEET
	W. Matt Sharty		195	230
COLOR	AGE	BIRTHPLACE	VOL.	
	25		110	
COUNTY		CITY		
Pecos				
OTHER MEMBERS OF FAMILY				
NAME		RELATIONSHIP	AGE	BIRTHPLACE
Living Alone				

FORM 10-636
1910 CENSUS INDEX - FAMILY

U. S. DEPARTMENT OF COMMERCE
BUREAU OF THE CENSUS

W300		NAME OF INDIVIDUAL		TEXAS		E.D.	SHEET
COLOR		AGE	BIRTHPLACE			235	237
W		35				VOL.	
COUNTY		Wilbarger		CITY		142	
ENUMERATED WITH							
Hammock, David							
RELATIONSHIP TO ABOVE							
<input type="checkbox"/> SON	<input type="checkbox"/> NEPHEW	<input type="checkbox"/> STEPSON					
<input type="checkbox"/> DAUGHTER	<input type="checkbox"/> NIECE	<input type="checkbox"/> STEPDAUGHTER					
<input type="checkbox"/> BROTHER	<input type="checkbox"/> FATHER-IN-LAW	<input type="checkbox"/> COUSIN					
<input type="checkbox"/> SISTER	<input type="checkbox"/> MOTHER-IN-LAW	<input type="checkbox"/> HIRED MAN					
<input type="checkbox"/> FATHER	<input type="checkbox"/> SON-IN-LAW	<input type="checkbox"/> ROOMER					
<input type="checkbox"/> MOTHER	<input type="checkbox"/> DAUGHTER-IN-LAW	<input type="checkbox"/> SERVANT					
<input type="checkbox"/> GRANDSON	<input type="checkbox"/> BROTHER-IN-LAW	<input checked="" type="checkbox"/> OTHER (Specify)	ck.				
<input type="checkbox"/> GRANDDAUGHTER	<input type="checkbox"/> SISTER-IN-LAW	<input type="checkbox"/>					
<input type="checkbox"/> GRANDCHILD	<input type="checkbox"/> ORPHAN	<input type="checkbox"/>					

FORM BC-622 (5-5-67)
FORMERLY 19-637

U. S. DEPARTMENT OF COMMERCE
BUREAU OF THE CENSUS

1910 CENSUS INDEX - INDIVIDUAL

TEXAS

11300		NAME OF INDIVIDUAL <i>White, Shirley</i>		E.D. 82	SHEET 21
COLOR <i>W.</i>	AGE 21	BIRTHPLACE		VOL. 39	
COUNTY Denton			CITY Denton		
ENUMERATED WITH <i>Evans, Nathan W.</i>					
RELATIONSHIP TO ABOVE					
<input type="checkbox"/> SON	<input type="checkbox"/> NEPHEW	<input type="checkbox"/> STEPSON			
<input type="checkbox"/> DAUGHTER	<input type="checkbox"/> NIECE	<input type="checkbox"/> STEPDAUGHTER			
<input type="checkbox"/> BROTHER	<input type="checkbox"/> FATHER-IN-LAW	<input type="checkbox"/> COUSIN			
<input type="checkbox"/> SISTER	<input type="checkbox"/> MOTHER-IN-LAW	<input type="checkbox"/> HIRED MAN			
<input type="checkbox"/> FATHER	<input type="checkbox"/> SON-IN-LAW	<input type="checkbox"/> ROOMER			
<input type="checkbox"/> MOTHER	<input type="checkbox"/> DAUGHTER-IN-LAW	<input type="checkbox"/> SERVANT			
<input type="checkbox"/> GRANDSON	<input type="checkbox"/> BROTHER-IN-LAW	<input type="checkbox"/> OTHER (Specify)			
<input type="checkbox"/> GRANDDAUGHTER	<input checked="" type="checkbox"/> SISTER-IN-LAW				
<input type="checkbox"/> GRANDCHILD	<input type="checkbox"/> ORPHAN				

FORM 10-637-
1910 CENSUS INDEX - INDIVIDUAL

U. S. DEPARTMENT OF COMMERCE
BUREAU OF THE CENSUS

TEXAS

10300	HEAD OF FAMILY J. R. [unclear] [unclear] [unclear]		E.D. 28	SHEET 15
COLOR W	AGE 24	BIRTHPLACE [unclear]	VOL. 20	
COUNTY Cameron		CITY		
OTHER MEMBERS OF FAMILY				
NAME		RELATIONSHIP	AGE	BIRTHPLACE
J. R. [unclear]		w	58	N.Y.

FORM 10 636
1910 CENSUS INDEX - FAMILY

U.S. DEPARTMENT OF COMMERCE
BUREAU OF THE CENSUS

TEXAS

W300		HEAD OF FAMILY		White Sherman A		E.D.	SHEET
W		AGE	BIRTHPLACE			58	435
COUNTY		34	N. Y.	CITY		VOL.	
		El Paso				44	
OTHER MEMBERS OF FAMILY							
NAME		RELATIONSHIP	AGE	BIRTHPLACE			
Grave		W	27	N. Y.			
Avery		S	3				

FORM 10-636
1910 CENSUS INDEX - FAMILY

U.S. DEPARTMENT OF COMMERCE
BUREAU OF THE CENSUS

TEXAS

W 300	HEAD OF FAMILY - Walter Sherman		E.O. 98	SHEET 510
COLOR 12	AGE 34	BIRTHPLACE	VOL. 109	
COUNTY Nacogdoches		CITY		
OTHER MEMBERS OF FAMILY				
	NAME	RELATIONSHIP	AGE	BIRTHPLACE
	Walter	W	34	
	Wanda	d	3	
	Virginia	sp	5	
	Elizabeth	d	4	
	Sanctity	d	2	

-FORM 10 636

1910 CENSUS INDEX - FAMILY

U S. DEPARTMENT OF COMMERCE
BUREAU OF THE CENSUS

TEXAS

11300		HEAD OF FAMILY		E.D.	SHEET
Wood Sherman				48	328
COLOR	AGE	BIRTHPLACE		VOL.	
B	37			69	
COUNTY		Harris		CITY	
OTHER MEMBERS OF FAMILY					
NAME		RELATIONSHIP	AGE	BIRTHPLACE	
Pinkie		W	34		
Mary		P	14		
Fula		D	12		

FORM 10 636
1910 CENSUS INDEX - FAMILY

U. S. DEPARTMENT OF COMMERCE
BUREAU OF THE CENSUS

TEXAS

6300	HEAD OF FAMILY <i>White Howard</i>		E.D. 93	SHEET 166
COLOR W	AGE 35	BIRTHPLACE	VOL. 94	
COUNTY Liberty		CITY		
OTHER MEMBERS OF FAMILY				
NAME		RELATIONSHIP	AGE	BIRTHPLACE
<i>Sarah</i>		<i>W</i>	<i>23</i>	
<i>Edith</i>		<i>D</i>	<i>12</i>	

FORM 10 636
1910 CENSUS INDEX - FAMILYU.S. DEPARTMENT OF COMMERCE
BUREAU OF THE CENSUS

TEXAS

W300		NAME OF INDIVIDUAL White Shelton		E.D. 277	SHEET 124
COLOR W	AGE 19	BIRTHPLACE		VOL. 132	
COUNTY Tom Green			CITY		
ENUMERATED WITH Sandefur P. J.					
RELATIONSHIP TO ABOVE					
<input type="checkbox"/> SON	<input type="checkbox"/> NEPHEW	<input type="checkbox"/> STEPSON			
<input type="checkbox"/> DAUGHTER	<input type="checkbox"/> NIECE	<input type="checkbox"/> STEPDAUGHTER			
<input type="checkbox"/> BROTHER	<input type="checkbox"/> FATHER-IN-LAW	<input type="checkbox"/> COUSIN			
<input type="checkbox"/> SISTER	<input type="checkbox"/> MOTHER-IN-LAW	<input type="checkbox"/> HIRED MAN			
<input type="checkbox"/> FATHER	<input type="checkbox"/> SON-IN-LAW	<input checked="" type="checkbox"/> ROOMER			
<input type="checkbox"/> MOTHER	<input type="checkbox"/> DAUGHTER-IN-LAW	<input type="checkbox"/> SERVANT			
<input type="checkbox"/> GRANDSON	<input type="checkbox"/> BROTHER-IN-LAW	<input type="checkbox"/> OTHER (Specify)			
<input type="checkbox"/> GRANDDAUGHTER	<input type="checkbox"/> SISTER-IN-LAW	<input type="checkbox"/>			
<input type="checkbox"/> GRANDCHILD	<input type="checkbox"/> ORPHAN	<input type="checkbox"/>			

FORM BC-622 (8-5-67)
FORMERLY 10-637

1910 CENSUS INDEX - INDIVIDUAL

U.S. DEPARTMENT OF COMMERCE
BUREAU OF THE CENSUS

TEXAS

W:300	HEAD OF FAMILY <i>White Shelby</i>		E.D. -	SHEET
COLOR <i>W</i>	AGE <i>27</i>	BIRTHPLACE	<i>53</i>	<i>179</i>
COUNTY	<i>Franklin</i>	CITY	VOL. <i>52</i>	
OTHER MEMBERS OF FAMILY				
NAME		RELATIONSHIP	AGE	BIRTHPLACE
<i>Sarah J.</i>		<i>W</i>	<i>26</i>	
<i>Mattie L.</i>		<i>D</i>	<i>4</i>	
<i>Roland A.</i>		<i>S</i>	<i>1</i>	

FORM 10-636
1910 CENSUS INDEX - FAMILY

U.S. DEPARTMENT OF COMMERCE
BUREAU OF THE CENSUS

TEXAS

U 300	HEAD OF FAMILY		E.O.	SHEET
	Wade, Shadrack		143	16
COLOR	AGE	BIRTHPLACE	VOL.	
B	62		119	
COUNTY	CITY			
	San Augustine			
OTHER MEMBERS OF FAMILY				
NAME		RELATIONSHIP	AGE	BIRTHPLACE
Lizzi		W	60	Tenn
Bernie		S	24	
Lora		D	20	

FORM 10 636
1910 CENSUS INDEX - FAMILY

U.S. DEPARTMENT OF COMMERCE
BUREAU OF THE CENSUS

TEXAS

6308		HEAD OF FAMILY		E.D.	SHEET
Waddy Shed				6	5
COLOR	AGE	BIRTHPLACE		VOL.	
White	26			16	
COUNTY			CITY		
Tarrant					
OTHER MEMBERS OF FAMILY					
NAME		RELATIONSHIP	AGE	BIRTHPLACE	
Della		W	24		
Evelina		D	5		
Shed		S	3		
Macy Henry		D	5/12		

FORM 10 636

1910 CENSUS INDEX - FAMILY

U.S. DEPARTMENT OF COMMERCE
BUREAU OF THE CENSUS

TEXAS

W300	HEAD OF FAMILY <i>White Sharper</i>		E.D. <i>97</i>	SHEET <i>18</i>
COLOR <i>Mu</i>	AGE <i>65</i>	BIRTHPLACE <i>Car</i>	VOL. <i>90</i>	
COUNTY <i>Lamar</i>		CITY		
OTHER MEMBERS OF FAMILY				
	NAME	RELATIONSHIP	AGE	BIRTHPLACE
	<i>Katie</i>	<i>w</i>	<i>56</i>	<i>Ga</i>
	<i>Irelda</i>	<i>sl</i>	<i>17</i>	
	<i>Trumah</i>	<i>sl</i>	<i>15</i>	

FORM 10 636
1910 CENSUS INDEX - FAMILY

U.S. DEPARTMENT OF COMMERCE
BUREAU OF THE CENSUS

TEXAS

W 300		HEAD OF FAMILY		Wood, Seth		E.D.	SHEET
COLOR	W	AGE	30	BIRTHPLACE		32	187
COUNTY	Limestone			CITY		VOL. 94	
OTHER MEMBERS OF FAMILY							
NAME		RELATIONSHIP	AGE	BIRTHPLACE			
Sister		w	26				
Alma		D	2 ³ / ₄				
Bertha		D	42				
Father, Hugh		B-H	21				

FORM 10 636
1910 CENSUS INDEX - FAMILY

U. S. DEPARTMENT OF COMMERCE
BUREAU OF THE CENSUS

TEXAS

W300	NAME OF INDIVIDUAL Wood, Seth		E.D. 70	SHEET 32
COLOR B	AGE 19	BIRTHPLACE	VOL. 137	
COUNTY	Travis		CITY Austin	
ENUMERATED WITH Randolph B W				
RELATIONSHIP TO ABOVE				
<input type="checkbox"/> SON	<input type="checkbox"/> NEPHEW	<input type="checkbox"/> STEPSON		
<input type="checkbox"/> DAUGHTER	<input type="checkbox"/> NIECE	<input type="checkbox"/> STEPDAUGHTER		
<input type="checkbox"/> BROTHER	<input type="checkbox"/> FATHER-IN-LAW	<input type="checkbox"/> COUSIN		
<input type="checkbox"/> SISTER	<input type="checkbox"/> MOTHER-IN-LAW	<input type="checkbox"/> HIRED MAN		
<input type="checkbox"/> FATHER	<input type="checkbox"/> SON-IN-LAW	<input type="checkbox"/> ROOMER		
<input type="checkbox"/> MOTHER	<input type="checkbox"/> DAUGHTER-IN-LAW	<input checked="" type="checkbox"/> SERVANT		
<input type="checkbox"/> GRANDSON	<input type="checkbox"/> BROTHER-IN-LAW	<input type="checkbox"/> OTHER (Specify)		
<input type="checkbox"/> GRANDDAUGHTER	<input type="checkbox"/> SISTER-IN-LAW			
<input type="checkbox"/> GRANDCHILD	<input type="checkbox"/> ORPHAN			

FORM 10 637

1910 CENSUS INDEX - INDIVIDUAL

U.S. DEPARTMENT OF COMMERCE
BUREAU OF THE CENSUS

TEXAS

W 300		NAME OF INDIVIDUAL Wade Seth		E.D. 32	SHEET 18
COLOR B	AGE 13	BIRTHPLACE		VOL. 19	
COUNTY Caldwell			CITY		
ENUMERATED WITH Maw Charley					
RELATIONSHIP TO ABOVE					
<input type="checkbox"/> SON	<input type="checkbox"/> NEPHEW	<input type="checkbox"/> STEPSON			
<input type="checkbox"/> DAUGHTER	<input type="checkbox"/> NIECE	<input type="checkbox"/> STEPDAUGHTER			
<input type="checkbox"/> BROTHER	<input type="checkbox"/> FATHER-IN-LAW	<input type="checkbox"/> COUSIN			
<input type="checkbox"/> SISTER	<input type="checkbox"/> MOTHER-IN-LAW	<input type="checkbox"/> HIRED MAN			
<input type="checkbox"/> FATHER	<input type="checkbox"/> SON-IN-LAW	<input type="checkbox"/> ROOMER			
<input type="checkbox"/> MOTHER	<input type="checkbox"/> DAUGHTER-IN-LAW	<input type="checkbox"/> SERVANT			
<input type="checkbox"/> GRANDSON	<input checked="" type="checkbox"/> BROTHER-IN-LAW	<input type="checkbox"/> OTHER (Specify)			
<input type="checkbox"/> GRANDDAUGHTER	<input type="checkbox"/> SISTER-IN-LAW				
<input type="checkbox"/> GRANDCHILD	<input type="checkbox"/> ORPHAN				

FORM 10 637

1910 CENSUS INDEX - INDIVIDUAL

U. S. DEPARTMENT OF COMMERCE
BUREAU OF THE CENSUS

TEXAS

W300	NAME OF INDIVIDUAL White, Sierra Y.		E.O. 194	SHEET 94
COLOR B	AGE 24	BIRTHPLACE	VOL. 112	
COUNTY Potter		CITY		
ENUMERATED WITH Fish, Charles A.				
RELATIONSHIP TO ABOVE				
<input type="checkbox"/> SON	<input type="checkbox"/> NEPHEW	<input type="checkbox"/> STEPSON		
<input type="checkbox"/> DAUGHTER	<input type="checkbox"/> NIECE	<input type="checkbox"/> STEPDAUGHTER		
<input type="checkbox"/> BROTHER	<input type="checkbox"/> FATHER-IN-LAW	<input type="checkbox"/> COUSIN		
<input type="checkbox"/> SISTER	<input type="checkbox"/> MOTHER-IN-LAW	<input checked="" type="checkbox"/> HIRED MAN		
<input type="checkbox"/> FATHER	<input type="checkbox"/> SON-IN-LAW	<input type="checkbox"/> ROOMER		
<input type="checkbox"/> MOTHER	<input type="checkbox"/> DAUGHTER-IN-LAW	<input type="checkbox"/> SERVANT		
<input type="checkbox"/> GRANDSON	<input type="checkbox"/> BROTHER-IN-LAW	<input type="checkbox"/> OTHER (Specify)		
<input type="checkbox"/> GRANDDAUGHTER	<input type="checkbox"/> SISTER-IN-LAW			
<input type="checkbox"/> GRANDCHILD	<input type="checkbox"/> ORPHAN			

FORM 10-637

1910 CENSUS INDEX - INDIVIDUAL

U.S. DEPARTMENT OF COMMERCE
BUREAU OF THE CENSUS

TEXAS

W 300		NAME OF INDIVIDUAL Wood, Geneva		E.D. 139	SHEET 136
COLOR	AGE 3	BIRTHPLACE		VOL. 100	
COUNTY Madison			CITY		
ENUMERATED WITH Smith, Alex					
RELATIONSHIP TO ABOVE					
<input type="checkbox"/> SON	<input type="checkbox"/> NEPHEW	<input type="checkbox"/> STEPSON			
<input type="checkbox"/> DAUGHTER	<input type="checkbox"/> NIECE	<input type="checkbox"/> STEPDAUGHTER			
<input type="checkbox"/> BROTHER	<input type="checkbox"/> FATHER-IN-LAW	<input type="checkbox"/> COUSIN			
<input type="checkbox"/> SISTER	<input type="checkbox"/> MOTHER-IN-LAW	<input type="checkbox"/> HIRED MAN			
<input type="checkbox"/> FATHER	<input type="checkbox"/> SON-IN-LAW	<input type="checkbox"/> ROOMER			
<input type="checkbox"/> MOTHER	<input type="checkbox"/> DAUGHTER-IN-LAW	<input type="checkbox"/> SERVANT			
<input type="checkbox"/> GRANDSON	<input type="checkbox"/> BROTHER-IN-LAW	<input checked="" type="checkbox"/> OTHER (Specify)			
<input type="checkbox"/> GRANDDAUGHTER	<input type="checkbox"/> SISTER-IN-LAW	G G D			
<input type="checkbox"/> GRANDCHILD	<input type="checkbox"/> ORPHAN				

FORM 10 637
1910 CENSUS INDEX - INDIVIDUAL

U. S. DEPARTMENT OF COMMERCE
BUREAU OF THE CENSUS

TEXAS

W 300	NAME OF INDIVIDUAL White Sophie		E.D. 53	SHEET 138
COLOR B	AGE 11	BIRTHPLACE	VOL. 63	
COUNTY Guadalupe		CITY		
ENUMERATED WITH Tiabell Elair				
RELATIONSHIP TO ABOVE				
<input type="checkbox"/> SON	<input type="checkbox"/> NEPHEW	<input type="checkbox"/> STEPSON		
<input type="checkbox"/> DAUGHTER	<input type="checkbox"/> NIECE	<input type="checkbox"/> STEPDAUGHTER		
<input type="checkbox"/> BROTHER	<input type="checkbox"/> FATHER-IN-LAW	<input type="checkbox"/> COUSIN		
<input type="checkbox"/> SISTER	<input type="checkbox"/> MOTHER-IN-LAW	<input type="checkbox"/> HIRED MAN		
<input type="checkbox"/> FATHER	<input type="checkbox"/> SON-IN-LAW	<input type="checkbox"/> ROOMER		
<input type="checkbox"/> MOTHER	<input type="checkbox"/> DAUGHTER-IN-LAW	<input type="checkbox"/> SERVANT -		
<input checked="" type="checkbox"/> GRANDSON	<input type="checkbox"/> BROTHER-IN-LAW	<input type="checkbox"/> OTHER (Specify)		
<input type="checkbox"/> GRANDDAUGHTER	<input type="checkbox"/> SISTER-IN-LAW			
<input type="checkbox"/> GRANDCHILD	<input type="checkbox"/> ORPHAN			

FORM 10 637
1910-CENSUS INDEX - INDIVIDUAL

U. S. DEPARTMENT OF COMMERCE,
BUREAU OF THE CENSUS

TEXAS

W 300		HEAD OF FAMILY		E.D.	SHEET
W. White, Simon				106	99
COLOR	AGE	BIRTHPLACE		VOL.	
B	22			118	
COUNTY			CITY		
Robertson					
OTHER MEMBERS OF FAMILY					
	NAME	RELATIONSHIP	AGE	BIRTHPLACE	
1	W. White	W	24	N. Car.	

FORM 10-636
1910 CENSUS INDEX - FAMILY

U. S. DEPARTMENT OF COMMERCE
BUREAU OF THE CENSUS

TEXAS

W 300		NAME OF INDIVIDUAL <i>Wood Selma</i>		E.D. <i>27</i>	SHEET <i>8</i>
COLOR <i>W.</i>	AGE <i>38</i>	BIRTHPLACE		VOL. <i>28</i>	
COUNTY <i>Colorado</i>			CITY —		
ENUMERATED WITH <i>Carter Marcie</i>					
RELATIONSHIP TO ABOVE					
<input type="checkbox"/> SON	<input type="checkbox"/> NEPHEW	<input type="checkbox"/> STEPSON			
<input type="checkbox"/> DAUGHTER	<input checked="" type="checkbox"/> NEECE	<input type="checkbox"/> STEPDAUGHTER			
<input type="checkbox"/> BROTHER	<input type="checkbox"/> FATHER-IN-LAW	<input type="checkbox"/> COUSIN			
<input type="checkbox"/> SISTER	<input type="checkbox"/> MOTHER-IN-LAW	<input type="checkbox"/> HIRED MAN			
<input type="checkbox"/> FATHER	<input type="checkbox"/> SON-IN-LAW	<input type="checkbox"/> ROOMER			
<input type="checkbox"/> MOTHER	<input type="checkbox"/> DAUGHTER-IN-LAW	<input type="checkbox"/> SERVANT			
<input type="checkbox"/> GRANDSON	<input type="checkbox"/> BROTHER-IN-LAW	<input type="checkbox"/> OTHER (<i>Specify</i>)			
<input type="checkbox"/> GRANDDAUGHTER	<input type="checkbox"/> SISTER-IN-LAW				
<input type="checkbox"/> GRANDCHILD	<input type="checkbox"/> ORPHAN				

FORM 10-637
1910 CENSUS INDEX - INDIVIDUAL

U. S. DEPARTMENT OF COMMERCE
BUREAU OF THE CENSUS

TEXAS

1300		HEAD OF FAMILY		E.D.	SHEET
White		Self		52	17C
COLOR	AGE	BIRTHPLACE		VOL.	
B.	31			49	
COUNTY			CITY		
Falls					
OTHER MEMBERS OF FAMILY					
NAME		RELATIONSHIP	AGE	BIRTHPLACE	
1. White		W.	25		
4. 1st					

FORM 10-636
 1910 CENSUS INDEX - FAMILY

U.S. DEPARTMENT OF COMMERCE
 BUREAU OF THE CENSUS

TEXAS

W 300	HEAD OF FAMILY		E.D.	SHEET
	White Sedric E		64	77
COLOR	AGE	BIRTHPLACE	VOL.	
W	66	N.Y.	36	
COUNTY		CITY		
OTHER MEMBERS OF FAMILY				
NAME		RELATIONSHIP	AGE	BIRTHPLACE
1 Rose E		W	56	N.Y.

FORM 10-636
1910 CENSUS INDEX - FAMILY

U S DEPARTMENT OF COMMERCE
BUREAU OF THE CENSUS

TEXAS

U 300	HEAD OF FAMILY		E.D.	SHEET
	Woody, John M.		29	3
COLOR	AGE	BIRTHPLACE	VOL.	
W	38	Okla	24	
COUNTY	CITY			
	Clay			
OTHER MEMBERS OF FAMILY				
	NAME	RELATIONSHIP	AGE	BIRTHPLACE
	Harriet E.	W	38	N.C.
	Esther	S	15	
	Wynell	S	13	
	Sam D	S	10	
	Clarence	S	6	
	Hugh	S	9	

FORM 10-636

1910 CENSUS INDEX - FAMILY

U.S. DEPARTMENT OF COMMERCE
BUREAU OF THE CENSUS

TEXAS

W300		NAME OF INDIVIDUAL <i>White Sebe</i>		E.D. 63	SHEET 34
COLOR B	AGE 38	BIRTHPLACE		VOL. 125	
COUNTY Smith			CITY Teyler		
ENUMERATED WITH <i>Metcalf Francis</i>					
RELATIONSHIP TO ABOVE					
<input type="checkbox"/> SON	<input type="checkbox"/> NEPHEW	<input type="checkbox"/> STEPSON			
<input type="checkbox"/> DAUGHTER	<input type="checkbox"/> NIECE	<input type="checkbox"/> STEPDAUGHTER			
<input type="checkbox"/> BROTHER	<input type="checkbox"/> FATHER-IN-LAW	<input type="checkbox"/> COUSIN			
<input type="checkbox"/> SISTER	<input type="checkbox"/> MOTHER-IN-LAW	<input type="checkbox"/> HIRED MAN			
<input type="checkbox"/> FATHER	<input type="checkbox"/> SON-IN-LAW	<input type="checkbox"/> ROOMER			
<input type="checkbox"/> MOTHER	<input type="checkbox"/> DAUGHTER-IN-LAW	<input type="checkbox"/> SERVANT			
<input type="checkbox"/> GRANDSON	<input type="checkbox"/> BROTHER-IN-LAW	<input checked="" type="checkbox"/> OTHER (Specify)			
<input type="checkbox"/> GRANDDAUGHTER	<input type="checkbox"/> SISTER-IN-LAW	<i>B</i>			
<input type="checkbox"/> GRANDCHILD	<input type="checkbox"/> ORPHAN				

FORM BC-627 (6-5-67)
FORMERLY 10-627

1910 CENSUS INDEX - INDIVIDUAL

U.S. DEPARTMENT OF COMMERCE
BUREAU OF THE CENSUS

TEXAS

W300	NAME OF INDIVIDUAL <i>White, Searcy Lee</i>		E.D. <i>3</i>	SHEET <i>24</i>
COLOR <i>Mu</i>	AGE <i>8</i>	BIRTHPLACE	VOL. <i>5</i>	
COUNTY <i>Bastrop</i>		CITY <i>Smithville</i>		
ENUMERATED WITH <i>Smith, Jan</i>				
RELATIONSHIP TO ABOVE				
<input type="checkbox"/> SON	<input type="checkbox"/> NEPHEW	<input type="checkbox"/> STEPSON		
<input type="checkbox"/> DAUGHTER	<input type="checkbox"/> NIECE	<input type="checkbox"/> STEPDAUGHTER		
<input type="checkbox"/> BROTHER	<input type="checkbox"/> FATHER-IN-LAW	<input type="checkbox"/> COUSIN		
<input type="checkbox"/> SISTER	<input type="checkbox"/> MOTHER-IN-LAW	<input type="checkbox"/> HIRED MAN		
<input type="checkbox"/> FATHER	<input type="checkbox"/> SON-IN-LAW	<input type="checkbox"/> ROOMER		
<input type="checkbox"/> MOTHER	<input type="checkbox"/> DAUGHTER-IN-LAW	<input type="checkbox"/> SERVANT		
<input checked="" type="checkbox"/> GRANDSON	<input type="checkbox"/> BROTHER-IN-LAW	<input type="checkbox"/> OTHER (Specify)		
<input type="checkbox"/> GRANDDAUGHTER	<input type="checkbox"/> SISTER-IN-LAW			
<input type="checkbox"/> GRANDCHILD	<input type="checkbox"/> ORPHAN			

FORM 10-637
1910 CENSUS INDEX - INDIVIDUAL

U.S. DEPARTMENT OF COMMERCE
BUREAU OF THE CENSUS

TEXAS

W 300	NAME OF INDIVIDUAL <i>White Sealy</i>		E.D. <i>22</i>	SHEET <i>29</i>
COLOR <i>Mu</i>	AGE <i>76</i>	BIRTHPLACE <i>Va</i>	VOL. <i>53</i>	
COUNTY	Fort, Bend		CITY	
ENUMERATED WITH <i>Hamilton, Sam</i>				
RELATIONSHIP TO ABOVE				
<input type="checkbox"/> SON	<input type="checkbox"/> NEPHEW	<input type="checkbox"/> STEPSON		
<input type="checkbox"/> DAUGHTER	<input type="checkbox"/> NIECE	<input type="checkbox"/> STEPDAUGHTER		
<input type="checkbox"/> BROTHER	<input type="checkbox"/> FATHER-IN-LAW	<input type="checkbox"/> COUSIN		
<input type="checkbox"/> SISTER	<input type="checkbox"/> MOTHER-IN-LAW	<input type="checkbox"/> HIRED MAN		
<input type="checkbox"/> FATHER	<input type="checkbox"/> SON-IN-LAW	<input type="checkbox"/> ROOMER		
<input type="checkbox"/> MOTHER	<input type="checkbox"/> DAUGHTER-IN-LAW	<input checked="" type="checkbox"/> OTHER (Specify)		
<input type="checkbox"/> GRANDSON	<input type="checkbox"/> BROTHER-IN-LAW	<i>Grandmother</i>		
<input type="checkbox"/> GRANDDAUGHTER	<input type="checkbox"/> SISTER-IN-LAW			
<input type="checkbox"/> GRANDCHILD	<input type="checkbox"/> ORPHAN			

FORM 10-637
1910 CENSUS INDEX - INDIVIDUAL

U. S. DEPARTMENT OF COMMERCE
BUREAU OF THE CENSUS

TEXAS

W300	HEAD OF FAMILY White Scott P		E.D. 251	SHEET 11
COLOR W	AGE 38	BIRTHPLACE		VOL. 126
COUNTY Stephens		CITY		
OTHER MEMBERS OF FAMILY				
NAME		RELATION- SHIP	AGE	BIRTHPLACE
Bertha		W	28	
Adrian L.		D	5	

FORM 10-636
1910 CENSUS INDEX - FAMILY

U. S. DEPARTMENT OF COMMERCE
BUREAU OF THE CENSUS

TEXAS

W300.	HEAD OF FAMILY		E.D.	SHEET
	White Scott C.		77	211
COLOR	AGE	BIRTHPLACE	VOL.	
W	40	Idaho	45	
COUNTY	El Paso		CITY	
			El Paso	
OTHER MEMBERS OF FAMILY				
NAME		RELATIONSHIP	AGE	BIRTHPLACE
Scott C Jr		S	15	
Raymond		S	13	
Berneice		D	11	
H/K				

FORM 10 636
1910 CENSUS INDEX - FAMILY

U. S. DEPARTMENT OF COMMERCE
BUREAU OF THE CENSUS

TEXAS

W-300	HEAD OF FAMILY White Scott		E.D. 94	SHEET 167
COLOR B	AGE 55	BIRTHPLACE Ala	VOL. 59	
COUNTY Gonzales	CITY			
OTHER MEMBERS OF FAMILY				
NAME		RELATIONSHIP	AGE	BIRTHPLACE
Martha		W	54	-
Ridder		D	22	
Lillian		D	18	
Malina		D	15	
Liza		D	14	
Pearl		D	11	
Selvina		D	9	

FORM 10-636
1910 CENSUS INDEX - FAMILY

U.S. DEPARTMENT OF COMMERCE
BUREAU OF THE CENSUS

TEXAS

W300	NAME OF INDIVIDUAL <i>White, Savannah</i>		E.D. 74	SHEET 294-5
COLOR B	AGE 20	BIRTHPLACE		VOL. 137
COUNTY	Travis		CITY Austin	
ENUMERATED WITH <i>Smothers, Elton</i>				
RELATIONSHIP TO ABOVE				
<input type="checkbox"/> SON	<input type="checkbox"/> NEPHEW	<input type="checkbox"/> STEPSON		
<input type="checkbox"/> DAUGHTER	<input type="checkbox"/> NIECE	<input type="checkbox"/> STEPDAUGHTER		
<input type="checkbox"/> BROTHER	<input type="checkbox"/> FATHER-IN-LAW	<input type="checkbox"/> COUSIN		
<input type="checkbox"/> SISTER	<input type="checkbox"/> MOTHER-IN-LAW	<input type="checkbox"/> HIRED MAN		
<input type="checkbox"/> FATHER	<input type="checkbox"/> SON-IN-LAW	<input type="checkbox"/> ROOMER		
<input type="checkbox"/> MOTHER	<input type="checkbox"/> DAUGHTER-IN-LAW	<input type="checkbox"/> SERVANT		
<input type="checkbox"/> GRANDSON	<input type="checkbox"/> BROTHER-IN-LAW	<input type="checkbox"/> OTHER (Specify)		
<input type="checkbox"/> GRANDDAUGHTER	<input checked="" type="checkbox"/> SISTER-IN-LAW			
<input type="checkbox"/> GRANDCHILD	<input type="checkbox"/> ORPHAN			

FORM 10-637
1910 CENSUS INDEX - INDIVIDUAL

U. S. DEPARTMENT OF COMMERCE
BUREAU OF THE CENSUS

TEXAS

W 300	HEAD OF FAMILY White, Jariah A.		E.D. 94	SHEET 207
COLOR W	AGE 34	BIRTHPLACE Ica	VOL. 109	
COUNTY Nacogdoches	CITY			
OTHER MEMBERS OF FAMILY				
NAME		RELATIONSHIP	AGE	BIRTHPLACE
- J. J. J.		S	17	
Carrie J.		S	16	

FORM 10 636
1910 CENSUS INDEX - FAMILY

U. S. DEPARTMENT OF COMMERCE
BUREAU OF THE CENSUS

TEXAS

10' 340		HEAD OF FAMILY		Wood, Sarah O.		E.D.	SHEET
COLOR		AGE	BIRTHPLACE		VOL.		
W		54	Texas		115		
COUNTY				CITY			
Parker							
OTHER MEMBERS OF FAMILY							
NAME		RELATIONSHIP	AGE	BIRTHPLACE			
James B		S	20				

FORM 10 636
1910 CENSUS INDEX - FAMILY

U. S. DEPARTMENT OF COMMERCE
BUREAU OF THE CENSUS

TEXAS

W. W. Wood		HEAD OF FAMILY		E.D.	SHEET
W. W. Wood		Sarah M.		213	55
COLOR	AGE	BIRTHPLACE		VOL.	
W.	64	Oks		132	
COUNTY			CITY		
Swisher					
OTHER MEMBERS OF FAMILY					
NAME		RELATIONSHIP	AGE	BIRTHPLACE	
Cleveland		S	25		
Hendricks		S	25		
L. C.		S	19		

FORM 10-636
1910 CENSUS INDEX - FAMILY

U. S. DEPARTMENT OF COMMERCE
BUREAU OF THE CENSUS

TEXAS

W300		HEAD OF FAMILY		E.O.	SHEET
Wood		Smith J.		17	236
COLOR	AGE	BIRTHPLACE		VOL.	
W	42	Tenn		48	
COUNTY			CITY		
Erath			Stephenville		
OTHER MEMBERS OF FAMILY					
NAME		RELATIONSHIP	AGE	BIRTHPLACE	
None					

FORM 10-636
1910 CENSUS INDEX - FAMILY

U.S. DEPARTMENT OF COMMERCE
BUREAU OF THE CENSUS

TEXAS

11300	NAME OF INDIVIDUAL <i>White, Sarah J</i>		E.D. 5	SHEET 2
COLOR B	AGE 4	BIRTHPLACE	VOL. 16	
COUNTY Erazoria		CITY		
ENUMERATED WITH: <i>Archibal, Dan</i>				
RELATIONSHIP TO ABOVE				
<input type="checkbox"/> SON	<input type="checkbox"/> NEPHEW	<input type="checkbox"/> STEPSON		
<input type="checkbox"/> DAUGHTER	<input type="checkbox"/> NIECE	<input type="checkbox"/> STEPDAUGHTER		
<input type="checkbox"/> BROTHER	<input type="checkbox"/> FATHER-IN-LAW	<input type="checkbox"/> COUSIN		
<input type="checkbox"/> SISTER	<input type="checkbox"/> MOTHER-IN-LAW	<input type="checkbox"/> HIRED MAN		
<input type="checkbox"/> FATHER	<input type="checkbox"/> SON-IN-LAW	<input type="checkbox"/> ROOMER		
<input type="checkbox"/> MOTHER	<input type="checkbox"/> DAUGHTER-IN-LAW	<input type="checkbox"/> SERVANT		
<input type="checkbox"/> GRANDSON	<input type="checkbox"/> BROTHER-IN-LAW	<input type="checkbox"/> OTHER (Specify)		
<input checked="" type="checkbox"/> GRANDDAUGHTER	<input type="checkbox"/> SISTER-IN-LAW			
<input type="checkbox"/> GRANDCHILD	<input type="checkbox"/> ORPHAN			

FORM 10-637
1910 CENSUS INDEX - INDIVIDUAL

U.S. DEPARTMENT OF COMMERCE
BUREAU OF THE CENSUS

TEXAS

W300	HEAD OF FAMILY 700 hts. Sarah E. wa		E.D. 90	SHEET 308
COLOR W.	AGE 55	BIRTHPLACE Mo.	VOL. 127	
COUNTY Tarrant	CITY			
OTHER MEMBERS OF FAMILY				
NAME		RELATION- SHIP	AGE	BIRTHPLACE
Henry J.		S	32	Cal.
Charles C.		S	24	
Lester A.		S	21	
Lloyd C.		S	19	
Vaughan W.		S	16	
Wilbur W.		S	13	

FORM 10 636
1910 CENSUS INDEX - FAMILY

U.S. DEPARTMENT OF COMMERCE
BUREAU OF THE CENSUS

TEXAS

761300		NAME OF INDIVIDUAL <i>White Sarah E</i>		E. D. <i>84</i>	SHEET <i>221</i>
COLOR <i>W</i>	AGE <i>74</i>	BIRTHPLACE <i>N. Car.</i>		VOL. <i>115</i>	
COUNTY <i>Parker</i>			CITY		
ENUMERATED WITH <i>Head David</i>					
RELATIONSHIP TO ABOVE					
<input type="checkbox"/> SON	<input type="checkbox"/> NEPHEW	<input type="checkbox"/> STEPSON			
<input type="checkbox"/> DAUGHTER	<input type="checkbox"/> NIECE	<input type="checkbox"/> STEPDAUGHTER			
<input type="checkbox"/> BROTHER	<input type="checkbox"/> FATHER-IN-LAW	<input type="checkbox"/> COUSIN			
<input type="checkbox"/> SISTER	<input checked="" type="checkbox"/> MOTHER-IN-LAW	<input type="checkbox"/> HIRED MAN			
<input type="checkbox"/> FATHER	<input type="checkbox"/> SON-IN-LAW	<input type="checkbox"/> ROOMER			
<input type="checkbox"/> MOTHER	<input type="checkbox"/> DAUGHTER-IN-LAW	<input type="checkbox"/> SERVANT			
<input type="checkbox"/> GRANDSON	<input type="checkbox"/> BROTHER-IN-LAW	<input type="checkbox"/> OTHER (<i>Specify</i>)			
<input type="checkbox"/> GRANDDAUGHTER	<input type="checkbox"/> SISTER-IN-LAW				
<input type="checkbox"/> GRANDCHILD	<input type="checkbox"/> ORPHAN				

FORM 10-637

1910 CENSUS INDEX - INDIVIDUAL

U. S. DEPARTMENT OF COMMERCE
BUREAU OF THE CENSUS

TEXAS

W307	NAME OF INDIVIDUAL Witt Sarah E		E.O. 33	SHEET 14
COLOR W	AGE 74	BIRTHPLACE Tenn	VOL. 25	
COUNTY Crosby		CITY		
ENUMERATED WITH Witt James C				
RELATIONSHIP TO ABOVE				
<input type="checkbox"/> SON	<input type="checkbox"/> NEPHEW	<input type="checkbox"/> STEPSON		
<input type="checkbox"/> DAUGHTER	<input type="checkbox"/> NIECE	<input type="checkbox"/> STEPDAUGHTER		
<input type="checkbox"/> BROTHER	<input type="checkbox"/> FATHER-IN-LAW	<input type="checkbox"/> COUSIN		
<input type="checkbox"/> SISTER	<input type="checkbox"/> MOTHER-IN-LAW	<input type="checkbox"/> HIRES MAN		
<input type="checkbox"/> FATHER	<input type="checkbox"/> SON-IN-LAW	<input type="checkbox"/> ROOMER		
<input checked="" type="checkbox"/> MOTHER	<input type="checkbox"/> DAUGHTER-IN-LAW	<input type="checkbox"/> SERVANT		
<input type="checkbox"/> GRANDSON	<input type="checkbox"/> BROTHER-IN-LAW	<input type="checkbox"/> OTHER (Specify)		
<input type="checkbox"/> GRANDDAUGHTER	<input type="checkbox"/> SISTER-IN-LAW			
<input type="checkbox"/> GRANDCHILD	<input type="checkbox"/> ORPHAN			

FORM 10-637
1910 CENSUS INDEX - INDIVIDUAL

U.S. DEPARTMENT OF COMMERCE
BUREAU OF THE CENSUS

TEXAS

W-300	HEAD OF FAMILY		E.D.	SHEET
COLOR	AGE	BIRTHPLACE	312	135
W	75	La	VOL.	116
COUNTY	San Saba		CITY	
OTHER MEMBERS OF FAMILY				
NAME		RELATIONSHIP	AGE	BIRTHPLACE
Living Alone				

FORM 10-636
1910 CENSUS INDEX - FAMILY

U.S. DEPARTMENT OF COMMERCE,
BUREAU OF THE CENSUS

TEXAS

U-300		NAME OF INDIVIDUAL White Sarah B		E.D.	SHEET
COLOR W	AGE 27	BIRTHPLACE		79	4
COUNTY Pexar			CITY	VOL. 13	
ENUMERATED WITH Copley Jay J					
RELATIONSHIP TO ABOVE					
<input type="checkbox"/> SON	<input type="checkbox"/> NEPHEW	<input type="checkbox"/> STEPSON			
<input type="checkbox"/> DAUGHTER	<input type="checkbox"/> NIECE	<input type="checkbox"/> STEPDAUGHTER			
<input type="checkbox"/> BROTHER	<input type="checkbox"/> FATHER-IN-LAW	<input type="checkbox"/> COUSIN			
<input type="checkbox"/> SISTER	<input type="checkbox"/> MOTHER-IN-LAW	<input type="checkbox"/> HIRED MAN			
<input type="checkbox"/> FATHER	<input type="checkbox"/> SON-IN-LAW	<input type="checkbox"/> ROOMER			
<input type="checkbox"/> MOTHER	<input type="checkbox"/> DAUGHTER-IN-LAW	<input checked="" type="checkbox"/> SERVANT			
<input type="checkbox"/> GRANDSON	<input type="checkbox"/> BROTHER-IN-LAW	<input type="checkbox"/> OTHER (Specify)			
<input type="checkbox"/> GRANDDAUGHTER	<input type="checkbox"/> SISTER-IN-LAW				
<input type="checkbox"/> GRANDCHILD	<input type="checkbox"/> ORPHAN				

FORM 10.637
1910 CENSUS INDEX - INDIVIDUAL

U.S. DEPARTMENT OF COMMERCE
BUREAU OF THE CENSUS

TEXAS

W-300	HEAD OF FAMILY White Sarah A.		E.D. 16	SHEET 5
COLOR w	AGE 57	BIRTHPLACE La.	VOL. 14	
COUNTY Bosque		CITY Clifton		
OTHER MEMBERS OF FAMILY				
	NAME	RELATIONSHIP	AGE	BIRTHPLACE
	Clayton A.	S	27	
	Edith	D-L	21	
	Mae	D	24	
	Ethel	D	19	
	Maudie	D	17	

FORM 10-636
1910 CENSUS INDEX - FAMILY

U. S. DEPARTMENT OF COMMERCE
BUREAU OF THE CENSUS

TEXAS

11300	HEAD OF FAMILY		Wheat Sarah A		E.O.	SHEET
COLOR	AGE	BIRTHPLACE		VOL.		
W	63	ala		6		
COUNTY			CITY			
Baylor			Seymour			
OTHER MEMBERS OF FAMILY						
NAME		RELATIONSHIP	AGE	BIRTHPLACE		
1 William A		S	26			

FORM 10-636
1910 CENSUS INDEX - FAMILY

U.S. DEPARTMENT OF COMMERCE
BUREAU OF THE CENSUS

TEXAS

W300	NAME OF INDIVIDUAL Wood Sarah A		E.D. 37	SHEET 162
COLOR W	AGE 49	BIRTHPLACE	VOL. 73	
COUNTY Hood		CITY		
ENUMERATED WITH Wood Joel T.				
RELATIONSHIP TO ABOVE				
<input type="checkbox"/> SON	<input type="checkbox"/> NEPHEW	<input type="checkbox"/> STEPSON		
<input type="checkbox"/> DAUGHTER	<input type="checkbox"/> NIECE	<input type="checkbox"/> STEPDAUGHTER		
<input type="checkbox"/> BROTHER	<input type="checkbox"/> FATHER-IN-LAW	<input type="checkbox"/> COUSIN		
<input type="checkbox"/> SISTER	<input type="checkbox"/> MOTHER-IN-LAW	<input type="checkbox"/> HIRED MAN		
<input type="checkbox"/> FATHER	<input type="checkbox"/> SON-IN-LAW	<input type="checkbox"/> ROOMER		
<input type="checkbox"/> MOTHER	<input type="checkbox"/> DAUGHTER-IN-LAW	<input type="checkbox"/> SERVANT		
<input type="checkbox"/> GRANDSON	<input type="checkbox"/> BROTHER-IN-LAW	<input type="checkbox"/> OTHER (Specify)		
<input type="checkbox"/> GRANDDAUGHTER	<input type="checkbox"/> SISTER-IN-LAW			
<input type="checkbox"/> GRANDCHILD	<input type="checkbox"/> ORPHAN			

FORM 10-637
1910 CENSUS INDEX - INDIVIDUAL

U.S. DEPARTMENT OF COMMERCE
BUREAU OF THE CENSUS

TEXAS

66 300	HEAD OF FAMILY		Wood Sarah A.		E.O.	SHEET
COLOR	AGE	BIRTHPLACE		VOL.		
W	25	England		30		
COUNTY		CITY				
Dallas		Dallas				
OTHER MEMBERS OF FAMILY						
NAME		RELATIONSHIP	AGE	BIRTHPLACE		
1 William H S		5	44	England		
6 Boardman						

FORM 10 636
1910 CENSUS INDEX - FAMILY

U S DEPARTMENT OF COMMERCE
BUREAU OF THE CENSUS

TEXAS

W300		NAME OF INDIVIDUAL <i>Whites Sarah A</i>		E.O. <i>5-6</i>	SHEET <i>204</i>
COLOR <i>W</i>	AGE <i>96</i>	BIRTHPLACE <i>Tenn</i>		VOL. <i>35</i>	
COUNTY <i>Dallas</i>			CITY <i>Dallas</i>		
ENUMERATED WITH <i>Donaldson George W</i>					
RELATIONSHIP TO ABOVE					
<input type="checkbox"/> SON	<input type="checkbox"/> NEPHEW	<input type="checkbox"/> STEPSON			
<input type="checkbox"/> DAUGHTER	<input type="checkbox"/> NIECE	<input type="checkbox"/> STEPDAUGHTER			
<input type="checkbox"/> BROTHER	<input type="checkbox"/> FATHER-IN-LAW	<input type="checkbox"/> COUSIN			
<input type="checkbox"/> SISTER	<input checked="" type="checkbox"/> MOTHER-IN-LAW	<input type="checkbox"/> HIRED MAN			
<input type="checkbox"/> FATHER	<input type="checkbox"/> SON-IN-LAW	<input type="checkbox"/> ROOMER			
<input type="checkbox"/> MOTHER	<input type="checkbox"/> DAUGHTER-IN-LAW	<input type="checkbox"/> SERVANT			
<input type="checkbox"/> GRANDSON	<input type="checkbox"/> BROTHER-IN-LAW	<input type="checkbox"/> OTHER (<i>Specify</i>)			
<input type="checkbox"/> GRANDDAUGHTER	<input type="checkbox"/> SISTER-IN-LAW				
<input type="checkbox"/> GRANDCHILD	<input type="checkbox"/> ORPHAN				

FORM 10 637

1910 CENSUS INDEX - INDIVIDUAL

U.S. DEPARTMENT OF COMMERCE
BUREAU OF THE CENSUS

TEXAS

U 300	NAME OF INDIVIDUAL <i>White, Sarah</i>		E.D. <i>46</i>	SHEET <i>235</i>
COLOR <i>B</i>	AGE <i>18</i>	BIRTHPLACE	VOL. <i>92</i>	
COUNTY <i>Lub</i>		CITY		
ENUMERATED WITH <i>White, Elias W</i>				
RELATIONSHIP TO ABOVE				
<input type="checkbox"/> SON	<input type="checkbox"/> NEPHEW	<input type="checkbox"/> STEPSON		
<input type="checkbox"/> DAUGHTER	<input type="checkbox"/> NIECE	<input type="checkbox"/> STEPDAUGHTER		
<input type="checkbox"/> BROTHER	<input type="checkbox"/> FATHER-IN-LAW	<input type="checkbox"/> COUSIN		
<input type="checkbox"/> SISTER	<input type="checkbox"/> MOTHER-IN-LAW	<input type="checkbox"/> HIRED MAN		
<input type="checkbox"/> FATHER	<input type="checkbox"/> SON-IN-LAW	<input type="checkbox"/> ROOMER		
<input type="checkbox"/> MOTHER	<input checked="" type="checkbox"/> DAUGHTER-IN-LAW	<input type="checkbox"/> SERVANT		
<input type="checkbox"/> GRANDSON	<input type="checkbox"/> BROTHER-IN-LAW	<input type="checkbox"/> OTHER (Specify)		
<input type="checkbox"/> GRANDDAUGHTER	<input type="checkbox"/> SISTER-IN-LAW			
<input type="checkbox"/> GRANDCHILD	<input type="checkbox"/> ORPHAN			

FORM 10 637
1910 CENSUS INDEX - INDIVIDUAL

U.S. DEPARTMENT OF COMMERCE
BUREAU OF THE CENSUS

TEXAS

HEAD OF FAMILY <i>Wade Sarah</i>		E.D. <i>82</i>	SHEET <i>45</i>
COLOR <i>B</i>	AGE <i>53</i>	BIRTHPLACE <i>Texas</i>	
COUNTY <i>Harris</i>		VOL. <i>66</i>	
		CITY <i>Houston</i>	
OTHER MEMBERS OF FAMILY			
NAME	RELATIONSHIP	AGE	BIRTHPLACE
<i>Mitchell Samuel</i>	<i>W</i>	<i>55</i>	<i>Texas</i>
<i>Suey</i>	<i>W</i>	<i>13</i>	
<i>William J.</i>	<i>W</i>	<i>17</i>	
<i>Isabel</i>	<i>W</i>	<i>16</i>	
<i>Sheffield</i>	<i>W</i>	<i>6</i>	
<i>William</i>	<i>W</i>	<i>4</i>	
<i>Alexander</i>	<i>W</i>	<i>21</i>	

FORM 10 636

1910 CENSUS INDEX - FAMILY

U. S. DEPARTMENT OF COMMERCE
BUREAU OF THE CENSUS

TEXAS

U 300		NAME OF INDIVIDUAL <i>White, Sarah</i>		E.D. 176	SHEET 409
COLOR <i>W</i>	AGE 67	BIRTHPLACE <i>Ark</i>		VOL. 76	
COUNTY <i>Hill</i>		<i>Hill</i>	CITY		
ENUMERATED WITH <i>White, John W.</i>					
RELATIONSHIP TO ABOVE					
<input type="checkbox"/> SON	<input type="checkbox"/> NEPHEW	<input type="checkbox"/> STEPSON			
<input type="checkbox"/> DAUGHTER	<input type="checkbox"/> NIECE	<input type="checkbox"/> STEPDAUGHTER			
<input type="checkbox"/> BROTHER	<input type="checkbox"/> FATHER-IN-LAW	<input type="checkbox"/> COUSIN			
<input type="checkbox"/> SISTER	<input type="checkbox"/> MOTHER-IN-LAW	<input type="checkbox"/> HIRED MAN			
<input type="checkbox"/> FATHER	<input type="checkbox"/> SON-IN-LAW	<input type="checkbox"/> ROOMER			
<input checked="" type="checkbox"/> MOTHER	<input type="checkbox"/> DAUGHTER-IN-LAW	<input type="checkbox"/> SERVANT			
<input type="checkbox"/> GRANDSON	<input type="checkbox"/> BROTHER-IN-LAW	<input type="checkbox"/> OTHER (<i>Specify</i>)			
<input type="checkbox"/> GRANDDAUGHTER	<input type="checkbox"/> SISTER-IN-LAW				
<input type="checkbox"/> GRANDCHILD	<input type="checkbox"/> ORPHAN				

FORM 10-637
1910 CENSUS INDEX - INDIVIDUAL

U.S. DEPARTMENT OF COMMERCE
BUREAU OF THE CENSUS

TEXAS

W 300	NAME OF INDIVIDUAL <i>White Sarah</i>		E.D. 36	SHEET 143
COLOR B	AGE 21	BIRTHPLACE	VOL. 58	
COUNTY Grimes		CITY		
ENUMERATED WITH <i>White Lee</i>				
RELATIONSHIP TO ABOVE				
<input type="checkbox"/> SON	<input type="checkbox"/> NEPHEW	<input type="checkbox"/> STEPSON		
<input type="checkbox"/> DAUGHTER	<input type="checkbox"/> NIECE	<input type="checkbox"/> STEPDAUGHTER		
<input type="checkbox"/> BROTHER	<input type="checkbox"/> FATHER-IN-LAW	<input type="checkbox"/> COUSIN		
<input checked="" type="checkbox"/> SISTER	<input type="checkbox"/> MOTHER-IN-LAW	<input type="checkbox"/> HIRED MAN		
<input type="checkbox"/> FATHER	<input type="checkbox"/> SON-IN-LAW	<input type="checkbox"/> ROOMER		
<input type="checkbox"/> MOTHER	<input type="checkbox"/> DAUGHTER-IN-LAW	<input type="checkbox"/> SERVANT		
<input type="checkbox"/> GRANDSON	<input type="checkbox"/> BROTHER-IN-LAW	<input type="checkbox"/> OTHER (Specify)		
<input type="checkbox"/> GRANDDAUGHTER	<input type="checkbox"/> SISTER-IN-LAW			
<input type="checkbox"/> GRANDCHILD	<input type="checkbox"/> ORPHAN			

FORM 10 637
1910 CENSUS INDEX - INDIVIDUAL

U.S. DEPARTMENT OF COMMERCE
BUREAU OF THE CENSUS

TEXAS

w300		NAME OF INDIVIDUAL <i>W. Hite, Sarah</i>		E.D. <i>190</i>	SHEET <i>128</i>
COLOR <i>B</i>	AGE <i>14</i>	BIRTHPLACE		VOL. <i>113</i>	
COUNTY <i>Palo Pinto</i>			CITY <i>Mineral Wells</i>		
ENUMERATED WITH <i>Hill, James R.</i>					
RELATIONSHIP TO ABOVE					
<input type="checkbox"/> SON	<input type="checkbox"/> NEPHEW	<input type="checkbox"/> STEPSON			
<input type="checkbox"/> DAUGHTER	<input type="checkbox"/> NIECE	<input type="checkbox"/> STEPDAUGHTER			
<input type="checkbox"/> BROTHER	<input type="checkbox"/> FATHER-IN-LAW	<input type="checkbox"/> COUSIN			
<input type="checkbox"/> SISTER	<input type="checkbox"/> MOTHER-IN-LAW	<input type="checkbox"/> HIRED MAN			
<input type="checkbox"/> FATHER	<input type="checkbox"/> SON-IN-LAW	<input type="checkbox"/> ROOMER			
<input type="checkbox"/> MOTHER	<input type="checkbox"/> DAUGHTER-IN-LAW	<input type="checkbox"/> SERVANT			
<input type="checkbox"/> GRANDSON	<input type="checkbox"/> BROTHER-IN-LAW	<input checked="" type="checkbox"/> OTHER (Specify)			
<input type="checkbox"/> GRANDDAUGHTER	<input type="checkbox"/> SISTER-IN-LAW	<i>Fred Hill</i>			
<input type="checkbox"/> GRANDCHILD	<input type="checkbox"/> ORPHAN				

FORM 10-637
1910 CENSUS INDEX - INDIVIDUAL

U. S. DEPARTMENT OF COMMERCE
BUREAU OF THE CENSUS

TEXAS

W300		NAME OF INDIVIDUAL		E.D.	SHEET
White		Sarah		72	213
COLOR	W -	AGE	BIRTHPLACE	VOL.	
		23		103	
COUNTY			CITY		
Milam					
ENUMERATED WITH					
- Priest, Joe					
RELATIONSHIP TO ABOVE					
<input type="checkbox"/> SON	<input type="checkbox"/> NEPHEW	<input type="checkbox"/> STEPSON			
<input type="checkbox"/> DAUGHTER	<input type="checkbox"/> NIECE	<input type="checkbox"/> STEPDAUGHTER			
<input type="checkbox"/> BROTHER	<input type="checkbox"/> FATHER-IN-LAW	<input type="checkbox"/> COUSIN			
<input checked="" type="checkbox"/> SISTER	<input type="checkbox"/> MOTHER-IN-LAW	<input type="checkbox"/> HIRED MAN			
<input type="checkbox"/> FATHER	<input type="checkbox"/> SON-IN-LAW	<input type="checkbox"/> ROOMER			
<input type="checkbox"/> MOTHER	<input type="checkbox"/> DAUGHTER-IN-LAW	<input type="checkbox"/> SERVANT			
<input type="checkbox"/> GRANDSON	<input type="checkbox"/> BROTHER-IN-LAW	<input type="checkbox"/> OTHER (Specify)			
<input type="checkbox"/> GRANDDAUGHTER	<input type="checkbox"/> SISTER-IN-LAW				
<input type="checkbox"/> GRANDCHILD	<input type="checkbox"/> ORPHAN				

FORM 10 637

1910 CENSUS INDEX - INDIVIDUAL

U.S. DEPARTMENT OF COMMERCE
BUREAU OF THE CENSUS

TEXAS

W300		NAME OF INDIVIDUAL		Sarah		E.O.	SHEET
COLOR	W	AGE	70	BIRTHPLACE	Mo.	150	147
COUNTY				CITY		VOL.	89
KROK							
ENUMERATED WITH							
Power				James L.			
RELATIONSHIP TO ABOVE							
<input type="checkbox"/> SON	<input type="checkbox"/> NEPHEW						
<input type="checkbox"/> DAUGHTER	<input type="checkbox"/> NIECE						
<input type="checkbox"/> BROTHER	<input type="checkbox"/> FATHER-IN-LAW						
<input type="checkbox"/> SISTER	<input type="checkbox"/> MOTHER-IN-LAW						
<input type="checkbox"/> FATHER	<input type="checkbox"/> SON-IN-LAW						
<input type="checkbox"/> MOTHER	<input type="checkbox"/> DAUGHTER-IN-LAW						
<input type="checkbox"/> GRANDSON	<input type="checkbox"/> BROTHER-IN-LAW						
<input type="checkbox"/> GRANDDAUGHTER	<input type="checkbox"/> SISTER-IN-LAW						
<input type="checkbox"/> GRANDCHILD	<input type="checkbox"/> ORPHAN						
		<input type="checkbox"/> STEPSON					
		<input type="checkbox"/> STEPDAUGHTER					
		<input type="checkbox"/> COUSIN					
		<input type="checkbox"/> HIRED MAN					
		<input checked="" type="checkbox"/> ROOMER					
		<input type="checkbox"/> SERVANT					
		<input type="checkbox"/> OTHER (Specify)					

FORM 10-637

1910 CENSUS INDEX - INDIVIDUAL

U. S. DEPARTMENT OF COMMERCE
BUREAU OF THE CENSUS

TEXAS

61350	HEAD OF FAMILY		Wood - Neal	E.D.	SHEET
COLOR	AGE	BIRTHPLACE		117	247
-	W-35	Miss		VOL.	
COUNTY	Tarrant		CITY	177	
OTHER MEMBERS OF FAMILY					
NAME		RELATIONSHIP	AGE	BIRTHPLACE	
Alice Lee		S	10		
Hendry		D	7		
P. H. Lee		P	6		
L. Lee		S	3		
Andrews Ruth		D	17		
Thorne		D	15		

FORM 10 636
1910 CENSUS INDEX - FAMILY

U. S. DEPARTMENT OF COMMERCE
BUREAU OF THE CENSUS

TEXAS

41300	HEAD OF FAMILY		White female		E.D.	SHEET
COLOR	AGE	BIRTHPLACE		VOL.		
W	48	Iowa		139 51		
COUNTY				CITY		
Tarrant				Fort Worth		
OTHER MEMBERS OF FAMILY						
NAME		RELATIONSHIP	AGE	BIRTHPLACE		
John		S	17			
Emmett		S	14			

FORM 10 638
1910 CENSUS INDEX - FAMILY

U. S. DEPARTMENT OF COMMERCE
BUREAU OF THE CENSUS

TEXAS

W 300		NAME OF INDIVIDUAL		Wood Sarah		E.O.	SHEET
COLOR	AGE	BIRTHPLACE			125	9	
W	68	Tenn			VOL.	25	
COUNTY		Coleman	CITY				
ENUMERATED WITH							
Brooks, Hick							
RELATIONSHIP TO ABOVE							
<input type="checkbox"/> SON	<input type="checkbox"/> NEPHEW	<input type="checkbox"/> STEPSON					
<input type="checkbox"/> DAUGHTER	<input type="checkbox"/> NIECE	<input type="checkbox"/> STEPDAUGHTER					
<input type="checkbox"/> BROTHER	<input type="checkbox"/> FATHER-IN-LAW	<input type="checkbox"/> COUSIN					
<input type="checkbox"/> SISTER	<input checked="" type="checkbox"/> MOTHER-IN-LAW	<input type="checkbox"/> HIRED MAN					
<input type="checkbox"/> FATHER	<input type="checkbox"/> SON-IN-LAW	<input type="checkbox"/> ROOMER					
<input type="checkbox"/> MOTHER	<input type="checkbox"/> DAUGHTER-IN-LAW	<input type="checkbox"/> SERVANT					
<input type="checkbox"/> GRANDSON	<input type="checkbox"/> BROTHER-IN-LAW	<input type="checkbox"/> OTHER (Specify)					
<input type="checkbox"/> GRANDDAUGHTER	<input type="checkbox"/> SISTER-IN-LAW						
<input type="checkbox"/> GRANDCHILD	<input type="checkbox"/> ORPHAN						

FORM 10-637
1910 CENSUS INDEX - INDIVIDUAL

U.S. DEPARTMENT OF COMMERCE
BUREAU OF THE CENSUS

TEXAS

W B O O		NAME OF INDIVIDUAL		E. O.		SHEET	
COLOR		AGE	BIRTHPLACE		70		19
W		60	Ga.		VOL.		23
COUNTY			CITY				
			Cherokee				
ENUMERATED WITH							
White Lorenzo D.							
RELATIONSHIP TO ABOVE							
<input type="checkbox"/> SON		<input type="checkbox"/> NEPHEW		<input type="checkbox"/> STEPSON			
<input type="checkbox"/> DAUGHTER		<input type="checkbox"/> NIECE		<input type="checkbox"/> STEPDAUGHTER			
<input type="checkbox"/> BROTHER		<input type="checkbox"/> FATHER-IN-LAW		<input type="checkbox"/> COUSIN			
<input type="checkbox"/> SISTER		<input type="checkbox"/> MOTHER-IN-LAW		<input type="checkbox"/> HIRED MAN			
<input type="checkbox"/> FATHER		<input type="checkbox"/> SON-IN-LAW		<input type="checkbox"/> ROOMER			
<input checked="" type="checkbox"/> MOTHER		<input type="checkbox"/> DAUGHTER-IN-LAW		<input type="checkbox"/> SERVANT			
<input type="checkbox"/> GRANDSON		<input type="checkbox"/> BROTHER-IN-LAW		<input type="checkbox"/> OTHER (Specify)			
<input type="checkbox"/> GRANDDAUGHTER		<input type="checkbox"/> SISTER-IN-LAW					
<input type="checkbox"/> GRANDCHILD		<input type="checkbox"/> ORPHAN					

FORM 10-637

1910 CENSUS INDEX - INDIVIDUAL

U S DEPARTMENT OF COMMERCE
BUREAU OF THE CENSUS

TEXAS

W300		NAME OF INDIVIDUAL White, Sarah		E.D. 70	SHEET 124
COLOR B	AGE 54	BIRTHPLACE Miss		VOL. 51	
COUNTY Fayette		CITY			
ENUMERATED WITH Lee, Lemus					
RELATIONSHIP TO ABOVE					
<input type="checkbox"/> SON	<input type="checkbox"/> NEPHEW	<input type="checkbox"/> STEPSON			
<input type="checkbox"/> DAUGHTER	<input type="checkbox"/> NIECE	<input type="checkbox"/> STEPDAUGHTER			
<input type="checkbox"/> BROTHER	<input type="checkbox"/> FATHER-IN-LAW	<input type="checkbox"/> COUSIN			
<input type="checkbox"/> SISTER	<input checked="" type="checkbox"/> MOTHER-IN-LAW	<input type="checkbox"/> HIRED MAN			
<input type="checkbox"/> FATHER	<input type="checkbox"/> SON-IN-LAW	<input type="checkbox"/> ROOMER			
<input type="checkbox"/> MOTHER	<input type="checkbox"/> DAUGHTER-IN-LAW	<input type="checkbox"/> SERVANT			
<input type="checkbox"/> GRANDSON	<input type="checkbox"/> BROTHER-IN-LAW	<input type="checkbox"/> OTHER (Specify)			
<input type="checkbox"/> GRANDDAUGHTER	<input type="checkbox"/> SISTER-IN-LAW				
<input type="checkbox"/> GRANDCHILD	<input type="checkbox"/> ORPHAN				

FORM 10 637
1910 CENSUS INDEX - INDIVIDUAL

U.S. DEPARTMENT OF COMMERCE
BUREAU OF THE CENSUS

TEXAS

W300	HEAD OF FAMILY White Anna		E.D. 65	SHEET 23
COLOR W	AGE 27	BIRTHPLACE Ohio	VOL. 136	
COUNTY	Travis		CITY Austin	
OTHER MEMBERS OF FAMILY				
NAME		RELATIONSHIP	AGE	BIRTHPLACE
Eugene		H	37	
Anna		W	34	
Margaret		D	28	
John		S	36	
7/1/30				

FORM 10 636
1910 CENSUS INDEX - FAMILYU.S. DEPARTMENT OF COMMERCE
BUREAU OF THE CENSUS

TEXAS

W 300		HEAD OF FAMILY		E.D.	SHEET
20362 Sams				336	310
COLOR	AGE	BIRTHPLACE		VOL.	
VV	50	T.K.		-142	
COUNTY	Wilbarger		CITY		
			22022		
OTHER MEMBERS OF FAMILY					
NAME		RELATIONSHIP	AGE	BIRTHPLACE	
Carrie		D	23		
Frank		S	21		
Ray		S	14	Texas	
E. Bennett		S	12	Texas	
William		D	9	Texas	
+ Susan					

FORM 10 636
1910 CENSUS INDEX - FAMILY

U. S. DEPARTMENT OF COMMERCE
BUREAU OF THE CENSUS

TEXAS

W 300	HEAD OF FAMILY		E.D.		SHEET	
COLOR	AGE	BIRTHPLACE		24	58	
53	30	Smith		VOL. 126		
CITY						
OTHER MEMBERS OF FAMILY						
NAME		RELATIONSHIP	AGE	BIRTHPLACE		
William		S	13			
Charles		S	10			
Bessie		D	8			
Auto		S	5			
Katherine		S	4			

FORM 10-636
1910 CENSUS INDEX - FAMILYU S DEPARTMENT OF COMMERCE
BUREAU OF THE CENSUS

TEXAS

W 300		NAME OF INDIVIDUAL Wood Sarah		E.D. 134	SHEET 330
COLOR W	AGE 69	BIRTHPLACE MO		VOL. 135	
COUNTY Titus			CITY Mt Pleasant		
ENUMERATED WITH Lillian Stone Deo					
RELATIONSHIP TO ABOVE					
<input type="checkbox"/> SON	<input type="checkbox"/> NEPHEW	<input type="checkbox"/> STEPSON			
<input type="checkbox"/> DAUGHTER	<input type="checkbox"/> NIECE	<input type="checkbox"/> STEPDAUGHTER			
<input type="checkbox"/> BROTHER	<input type="checkbox"/> FATHER-IN-LAW	<input type="checkbox"/> COUSIN			
<input type="checkbox"/> SISTER	<input checked="" type="checkbox"/> MOTHER-IN-LAW	<input type="checkbox"/> HIRED MAN			
<input type="checkbox"/> FATHER	<input type="checkbox"/> SON-IN-LAW	<input type="checkbox"/> ROOMER			
<input type="checkbox"/> MOTHER	<input type="checkbox"/> DAUGHTER-IN-LAW	<input type="checkbox"/> SERVANT			
<input type="checkbox"/> GRANDSON	<input type="checkbox"/> BROTHER-IN-LAW	<input type="checkbox"/> OTHER (Specify)			
<input type="checkbox"/> GRANDDAUGHTER	<input type="checkbox"/> SISTER-IN-LAW				
<input type="checkbox"/> GRANDCHILD	<input type="checkbox"/> ORPHAN				

FORM BC-627 (5-5-07)
FORMERLY 10-637

U.S. DEPARTMENT OF COMMERCE
BUREAU OF THE CENSUS

1910 CENSUS INDEX - INDIVIDUAL

TEXAS

W/300		NAME OF INDIVIDUAL White Sarah		E.D. 53	SHEET 384
COLOR B	AGE 21	BIRTHPLACE		VOL.	71
COUNTY Harrison			CITY		
ENUMERATED WITH Jackson James					
RELATIONSHIP TO ABOVE					
<input type="checkbox"/> SON	<input type="checkbox"/> NEPHEW	<input type="checkbox"/> STEPSON			
<input type="checkbox"/> DAUGHTER	<input type="checkbox"/> NIECE	<input type="checkbox"/> STEPDAUGHTER			
<input type="checkbox"/> BROTHER	<input type="checkbox"/> FATHER-IN-LAW	<input type="checkbox"/> COUSIN			
<input type="checkbox"/> SISTER	<input type="checkbox"/> MOTHER-IN-LAW	<input type="checkbox"/> HIRED MAN			
<input type="checkbox"/> FATHER	<input type="checkbox"/> SON-IN-LAW	<input type="checkbox"/> ROOMER			
<input type="checkbox"/> MOTHER	<input type="checkbox"/> DAUGHTER-IN-LAW	<input type="checkbox"/> SERVANT			
<input type="checkbox"/> GRANDSON	<input type="checkbox"/> BROTHER-IN-LAW	<input type="checkbox"/> OTHER (Specify)			
<input type="checkbox"/> GRANDDAUGHTER	<input type="checkbox"/> SISTER-IN-LAW				
<input type="checkbox"/> GRANDCHILD	<input type="checkbox"/> ORPHAN				

FORM 10-637

1910 CENSUS INDEX - INDIVIDUAL

U. S. DEPARTMENT OF COMMERCE
BUREAU OF THE CENSUS

TEXAS

W300	NAME OF INDIVIDUAL <i>White Sarah</i>		E.O. 132	SHEET 65
COLOR <i>W</i>	AGE <i>75</i>	BIRTHPLACE <i>Mo</i>	VOL. <i>80</i>	
COUNTY <i>Harris</i>	CITY <i>Commerce</i>			
ENUMERATED WITH <i>Bu gence Lucinda</i>				
RELATIONSHIP TO ABOVE				
<input type="checkbox"/> SON	<input type="checkbox"/> NEPHEW	<input type="checkbox"/> STEPSON		
<input type="checkbox"/> DAUGHTER	<input type="checkbox"/> NIECE	<input type="checkbox"/> STEPDAUGHTER		
<input type="checkbox"/> BROTHER	<input type="checkbox"/> FATHER-IN-LAW	<input type="checkbox"/> COUSIN		
<input type="checkbox"/> SISTER	<input type="checkbox"/> MOTHER-IN-LAW	<input type="checkbox"/> HIRED MAN		
<input type="checkbox"/> FATHER	<input type="checkbox"/> SON-IN-LAW	<input type="checkbox"/> ROOMER		
<input checked="" type="checkbox"/> MOTHER	<input type="checkbox"/> DAUGHTER-IN-LAW	<input type="checkbox"/> SERVANT		
<input type="checkbox"/> GRANDSON	<input type="checkbox"/> BROTHER-IN-LAW	<input type="checkbox"/> OTHER (Specify)		
<input type="checkbox"/> GRANDDAUGHTER	<input type="checkbox"/> SISTER-IN-LAW			
<input type="checkbox"/> GRANDCHILD	<input type="checkbox"/> ORPHAN			

FORM 10-637-

1910 CENSUS INDEX - INDIVIDUAL

U.S. DEPARTMENT OF COMMERCE
BUREAU OF THE CENSUS

TEXAS

W 300	HEAD OF FAMILY		Wade Sarah	E.D.	SHEET
COLOR	AGE	BIRTHPLACE		VOL.	
W	24				110
COUNTY			CITY		
Nolan			Arlington		
OTHER MEMBERS OF FAMILY					
NAME		RELATIONSHIP	AGE	BIRTHPLACE	
Wade		F	23		
Wade		M	21		
Wade		F	27		

FORM 10-636
1910 CENSUS INDEX - FAMILY

U.S. DEPARTMENT OF COMMERCE
BUREAU OF THE CENSUS

TEXAS

W 300	NAME OF INDIVIDUAL <i>Walter Sarr</i>		E.D. 51	SHEET 75
COLOR <i>B</i>	AGE <i>17</i>	BIRTHPLACE	VOL. <i>121</i>	
COUNTY <i>RUSK</i>	CITY			
ENUMERATED WITH <i>Glaspie, Steward</i>				
RELATIONSHIP TO ABOVE				
<input type="checkbox"/> SON	<input type="checkbox"/> NEPHEW	<input type="checkbox"/> STEPSON		
<input type="checkbox"/> DAUGHTER	<input checked="" type="checkbox"/> WIFE	<input type="checkbox"/> STEPDAUGHTER		
<input type="checkbox"/> BROTHER	<input type="checkbox"/> FATHER-IN-LAW	<input type="checkbox"/> COUSIN		
<input type="checkbox"/> SISTER	<input type="checkbox"/> MOTHER-IN-LAW	<input type="checkbox"/> HIRED MAN		
<input type="checkbox"/> FATHER	<input type="checkbox"/> SON-IN-LAW	<input type="checkbox"/> ROOMER		
<input type="checkbox"/> MOTHER	<input type="checkbox"/> DAUGHTER-IN-LAW	<input type="checkbox"/> SERVANT		
<input type="checkbox"/> GRANDSON	<input type="checkbox"/> BROTHER-IN-LAW	<input type="checkbox"/> OTHER (Specify)		
<input type="checkbox"/> GRANDDAUGHTER	<input type="checkbox"/> SISTER-IN-LAW			
<input type="checkbox"/> GRANDCHILD	<input type="checkbox"/> ORPHAN			

FORM 10-637
1910 CENSUS INDEX - INDIVIDUAL

U.S. DEPARTMENT OF COMMERCE
BUREAU OF THE CENSUS

TEXAS

W300	NAME OF INDIVIDUAL <i>White, Sarah</i>		E.D. <i>64</i>	SHEET <i>201</i>
COLOR <i>mu</i>	AGE <i>8</i>	BIRTHPLACE	VOL <i>81</i>	
COUNTY <i>Lea</i>		CITY		
ENUMERATED WITH <i>Southwell, Jeremiah</i>				
RELATIONSHIP TO ABOVE				
<input type="checkbox"/> SON	<input type="checkbox"/> NEPHEW	<input type="checkbox"/> STEPSON		
<input type="checkbox"/> DAUGHTER	<input type="checkbox"/> NIECE	<input type="checkbox"/> STEPDAUGHTER		
<input type="checkbox"/> BROTHER	<input type="checkbox"/> FATHER-IN-LAW	<input type="checkbox"/> COUSIN		
<input type="checkbox"/> SISTER	<input type="checkbox"/> MOTHER-IN-LAW	<input type="checkbox"/> HIRED MAN		
<input type="checkbox"/> FATHER	<input type="checkbox"/> SON-IN-LAW	<input type="checkbox"/> ROOMER <i>1001</i>		
<input type="checkbox"/> MOTHER	<input type="checkbox"/> DAUGHTER-IN-LAW	<input type="checkbox"/> SERVANT		
<input type="checkbox"/> GRANDSON	<input type="checkbox"/> BROTHER-IN-LAW	<input type="checkbox"/> OTHER (Specify)		
<input checked="" type="checkbox"/> GRANDDAUGHTER	<input type="checkbox"/> SISTER-IN-LAW			
<input type="checkbox"/> GRANDCHILD	<input type="checkbox"/> ORPHAN			

FORM 10-637
1910 CENSUS INDEX - INDIVIDUAL

U.S. DEPARTMENT OF COMMERCE
BUREAU OF THE CENSUS

TEXAS

W 300	NAME OF INDIVIDUAL White, Sarah		E.D. 102	SHEET 70
COLOR W	AGE 25	BIRTHPLACE	VOL. 123	
COUNTY San Jacinto		CITY		
ENUMERATED WITH M ^c Cartis, Sam J.				
RELATIONSHIP TO ABOVE				
<input type="checkbox"/> SON	<input type="checkbox"/> NEPHEW	<input type="checkbox"/> STEPSON		
<input checked="" type="checkbox"/> DAUGHTER	<input type="checkbox"/> NIECE	<input type="checkbox"/> STEPDAUGHTER		
<input type="checkbox"/> BROTHER	<input type="checkbox"/> FATHER-IN-LAW	<input type="checkbox"/> COUSIN		
<input type="checkbox"/> SISTER	<input type="checkbox"/> MOTHER-IN-LAW	<input type="checkbox"/> HIRED MAN		
<input type="checkbox"/> FATHER	<input type="checkbox"/> SON-IN-LAW	<input type="checkbox"/> ROOMER		
<input type="checkbox"/> MOTHER	<input type="checkbox"/> DAUGHTER-IN-LAW	<input type="checkbox"/> SERVANT		
<input type="checkbox"/> GRANDSON	<input type="checkbox"/> BROTHER-IN-LAW	<input type="checkbox"/> OTHER (Specify)		
<input type="checkbox"/> GRANDDAUGHTER	<input type="checkbox"/> SISTER-IN-LAW			
<input type="checkbox"/> GRANDCHILD	<input type="checkbox"/> ORPHAN			

FORM 10-637 (9-18-62)

U.S. DEPARTMENT OF COMMERCE
BUREAU OF THE CENSUS

1910 CENSUS INDEX - INDIVIDUAL

* GPO : 1908 O-041422

TEXAS

W300		NAME OF INDIVIDUAL		E.D.	SHEET
		White Sarah		52	412
COLOR	AGE	BIRTHPLACE		VOL.	
B				11 B	
COUNTY			CITY		
Bexar			San Antonio		
ENUMERATED WITH					
Sanchez, Clemencia					
RELATIONSHIP TO ABOVE					
<input type="checkbox"/> SON	<input type="checkbox"/> NEPHEW	<input type="checkbox"/> STEPSON			
<input type="checkbox"/> DAUGHTER	<input type="checkbox"/> NIECE	<input type="checkbox"/> STEPDAUGHTER			
<input type="checkbox"/> BROTHER	<input type="checkbox"/> FATHER-IN-LAW	<input type="checkbox"/> COUSIN			
<input type="checkbox"/> SISTER	<input type="checkbox"/> MOTHER-IN-LAW	<input type="checkbox"/> HIRED MAN			
<input type="checkbox"/> FATHER	<input type="checkbox"/> SON-IN-LAW	<input type="checkbox"/> ROOMER			
<input type="checkbox"/> MOTHER	<input type="checkbox"/> DAUGHTER-IN-LAW	<input checked="" type="checkbox"/> SERVANT			
<input type="checkbox"/> GRANDSON	<input type="checkbox"/> BROTHER-IN-LAW	<input type="checkbox"/> OTHER (Specify)			
<input type="checkbox"/> GRANDDAUGHTER	<input type="checkbox"/> SISTER-IN-LAW				
<input type="checkbox"/> GRANDCHILD	<input type="checkbox"/> ORPHAN				

FORM 10-637

1910 CENSUS INDEX - INDIVIDUAL

U. S. DEPARTMENT OF COMMERCE
BUREAU OF THE CENSUS

TEXAS

W 300		NAME OF INDIVIDUAL <i>White Sarah</i>		E.D. <i>39</i>	SHEET <i>8</i>
COLOR <i>W</i>	AGE <i>48</i>	BIRTHPLACE <i>Ill</i>		VOL. <i>9</i>	
COUNTY <i>Bexar</i>		CITY <i>San Antonio</i>			
ENUMERATED WITH		<i>Chaffin Mary S</i>			
RELATIONSHIP TO ABOVE					
<input type="checkbox"/> SON	<input type="checkbox"/> NEPHEW	<input type="checkbox"/> STEPSON			
<input type="checkbox"/> DAUGHTER	<input type="checkbox"/> NIECE	<input type="checkbox"/> STEPDAUGHTER			
<input type="checkbox"/> BROTHER	<input type="checkbox"/> FATHER-IN-LAW	<input type="checkbox"/> COUSIN			
<input type="checkbox"/> SISTER	<input type="checkbox"/> MOTHER-IN-LAW	<input type="checkbox"/> HIRED MAN			
<input type="checkbox"/> FATHER	<input type="checkbox"/> SON-IN-LAW	<input type="checkbox"/> ROOMER			
<input type="checkbox"/> MOTHER	<input type="checkbox"/> DAUGHTER-IN-LAW	<input type="checkbox"/> SERVANT			
<input type="checkbox"/> GRANDSON	<input type="checkbox"/> BROTHER-IN-LAW	<input type="checkbox"/> OTHER (<i>Specify</i>)			
<input type="checkbox"/> GRANDDAUGHTER	<input type="checkbox"/> SISTER-IN-LAW				
<input type="checkbox"/> GRANDCHILD	<input type="checkbox"/> ORPHAN				

FORM 10 637

1910 CENSUS INDEX - INDIVIDUAL

U S. DEPARTMENT OF COMMERCE
BUREAU OF THE CENSUS

TEXAS

W-300	NAME OF INDIVIDUAL <i>White Sarah</i>		E.D. <i>13</i>	SHEET <i>202</i>
COLOR <i>Mu</i>	AGE <i>4</i>	BIRTHPLACE <i>Mont</i>	VOL. <i>10</i>	
COUNTY <i>Bexar</i>		CITY <i>San Antonio</i>		
ENUMERATED WITH <i>Shines, Sarah</i>				
RELATIONSHIP TO ABOVE				
<input type="checkbox"/> SON	<input type="checkbox"/> NEPHEW	<input type="checkbox"/> STEPSON		
<input type="checkbox"/> DAUGHTER	<input type="checkbox"/> NIECE	<input type="checkbox"/> STEPDAUGHTER		
<input type="checkbox"/> BROTHER	<input type="checkbox"/> FATHER-IN-LAW	<input type="checkbox"/> COUSIN		
<input type="checkbox"/> SISTER	<input type="checkbox"/> MOTHER-IN-LAW	<input type="checkbox"/> HIRED MAN		
<input type="checkbox"/> FATHER	<input type="checkbox"/> SON-IN-LAW	<input type="checkbox"/> ROOMER		
<input type="checkbox"/> MOTHER	<input type="checkbox"/> DAUGHTER-IN-LAW	<input type="checkbox"/> SERVANT		
<input type="checkbox"/> GRANDSON	<input type="checkbox"/> BROTHER-IN-LAW	<input type="checkbox"/> OTHER (Specify)		
<input checked="" type="checkbox"/> GRANDDAUGHTER	<input type="checkbox"/> SISTER-IN-LAW			
<input type="checkbox"/> GRANDCHILD	<input type="checkbox"/> ORPHAN			

FORM 10-637
1910 CENSUS INDEX - INDIVIDUALU.S. DEPARTMENT OF COMMERCE
BUREAU OF THE CENSUS

TEXAS

HEAD OF FAMILY		White Sarah		E.D.	SHEET
12345				98	11
COLOR	AGE	BIRTHPLACE		VOL.	
W	48	Tenn		17	
COUNTY		CITY			
Brown					
OTHER MEMBERS OF FAMILY					
NAME		RELATIONSHIP	AGE	BIRTHPLACE	
White Louis		S	14	Tenn	
1 Ora		D	11	1	

FORM 10-636
- 1910 CENSUS INDEX - FAMILY

U.S. DEPARTMENT OF COMMERCE
BUREAU OF THE CENSUS

TEXAS

W300		NAME OF INDIVIDUAL		- White Sarah		E.D.	SHEET
COLOR		AGE	BIRTHPLACE		VOL.		
B		23			34		
COUNTY			Dallas	CITY		Dallas	
ENUMERATED WITH							
- Juvenal Pardo							
RELATIONSHIP TO ABOVE							
<input type="checkbox"/> SON <input type="checkbox"/> DAUGHTER <input type="checkbox"/> BROTHER <input type="checkbox"/> SISTER <input type="checkbox"/> FATHER <input type="checkbox"/> MOTHER <input type="checkbox"/> GRANDSON <input type="checkbox"/> GRANDDAUGHTER <input type="checkbox"/> GRANDCHILD		<input type="checkbox"/> NEPHEW <input type="checkbox"/> NIECE <input type="checkbox"/> FATHER-IN-LAW <input type="checkbox"/> MOTHER-IN-LAW <input type="checkbox"/> SON-IN-LAW <input type="checkbox"/> DAUGHTER-IN-LAW <input type="checkbox"/> BROTHER-IN-LAW <input type="checkbox"/> SISTER-IN-LAW <input type="checkbox"/> ORPHAN		<input type="checkbox"/> STEPSON <input type="checkbox"/> STEPDAUGHTER <input type="checkbox"/> COUSIN <input type="checkbox"/> HIRED MAN <input checked="" type="checkbox"/> ROOMER <input type="checkbox"/> SERVANT <input type="checkbox"/> OTHER (Specify)			

FORM 10-2-37
 1910 CENSUS INDEX - INDIVIDUAL

U S DEPARTMENT OF COMMERCE
 BUREAU OF THE CENSUS

TEXAS

W300	NAME OF INDIVIDUAL White Sarah		E.O. 57	SHEET 239
COLOR B	AGE 23	BIRTHPLACE	VOL. 77	
COUNTY Hopkins		CITY Sulphur Springs		
ENUMERATED WITH Frost, Claud W				
RELATIONSHIP TO ABOVE				
<input type="checkbox"/> SON	<input type="checkbox"/> NEPHEW	<input type="checkbox"/> STEPSON		
<input type="checkbox"/> DAUGHTER	<input type="checkbox"/> NIECE	<input type="checkbox"/> STEPDAUGHTER		
<input type="checkbox"/> BROTHER	<input type="checkbox"/> FATHER-IN-LAW	<input type="checkbox"/> COUSIN		
<input type="checkbox"/> SISTER	<input type="checkbox"/> MOTHER-IN-LAW	<input type="checkbox"/> HIRED MAN		
<input type="checkbox"/> FATHER	<input type="checkbox"/> SON-IN-LAW	<input type="checkbox"/> ROOMER		
<input type="checkbox"/> MOTHER	<input type="checkbox"/> DAUGHTER-IN-LAW	<input checked="" type="checkbox"/> SERVANT		
<input type="checkbox"/> GRANDSON	<input type="checkbox"/> BROTHER-IN-LAW	<input type="checkbox"/> OTHER (Specify)		
<input type="checkbox"/> GRANDDAUGHTER	<input type="checkbox"/> SISTER-IN-LAW			
<input type="checkbox"/> GRANDCHLD	<input type="checkbox"/> ORPHAN			

FORM 10-637
1910 CENSUS INDEX - INDIVIDUAL

U. S. DEPARTMENT OF COMMERCE
BUREAU OF THE CENSUS

TEXAS

W 300	NAME OF INDIVIDUAL Wade, Sara		E.O. 108	SHEET 196
COLOR W	AGE 72	BIRTHPLACE Wales	VOL. 111	
COUNTY Nueces	CITY			
ENUMERATED WITH Miller, Gertrud				
RELATIONSHIP TO ABOVE				
<input type="checkbox"/> SON	<input type="checkbox"/> NEPHEW	<input type="checkbox"/> STEPSON		
<input type="checkbox"/> DAUGHTER	<input type="checkbox"/> NIECE	<input type="checkbox"/> STEPDAUGHTER		
<input type="checkbox"/> BROTHER	<input type="checkbox"/> FATHER-IN-LAW	<input type="checkbox"/> COUSIN		
<input type="checkbox"/> SISTER	<input type="checkbox"/> MOTHER-IN-LAW	<input type="checkbox"/> HIRED MAN		
<input checked="" type="checkbox"/> FATHER	<input type="checkbox"/> SON-IN-LAW	<input type="checkbox"/> ROOMER		
<input type="checkbox"/> MOTHER	<input type="checkbox"/> DAUGHTER-IN-LAW	<input type="checkbox"/> SERVANT		
<input type="checkbox"/> GRANDSON	<input type="checkbox"/> BROTHER-IN-LAW	<input type="checkbox"/> OTHER (Specify)		
<input type="checkbox"/> GRANDDAUGHTER	<input type="checkbox"/> SISTER-IN-LAW			
<input type="checkbox"/> GRANDCHILD	<input type="checkbox"/> ORPHAN			

FORM 10 637
1910 CENSUS INDEX - INDIVIDUALU.S. DEPARTMENT OF COMMERCE
BUREAU OF THE CENSUS

TEXAS \

W300	HEAD OF FAMILY White Sanford S		E.D. 20	SHEET 120
COLOR W	AGE 32	BIRTHPLACE Ill	VOL. 48	
COUNTY	Erath		CITY	
OTHER MEMBERS OF FAMILY				
NAME		RELATIONSHIP	AGE	BIRTHPLACE
Verna		W	25	
James T		D	4	
Lily M		D	3	

FORM 10-636
1910 CENSUS INDEX - FAMILY

U.S. DEPARTMENT OF COMMERCE
BUREAU OF THE CENSUS

TEXAS

2030	HEAD OF FAMILY W. L. ...		E.O. 38	SHEET 384
COLOR W	AGE 73	BIRTHPLACE Mo	VOL. 91	
COUNTY Harrison	CITY			
OTHER MEMBERS OF FAMILY				
NAME		RELATIONSHIP	AGE	BIRTHPLACE
John ...		W	59	Tex
John ...		Da L.	47	1
George Nancy		Da	22	-
L ...		Da	13	

FORM 10 636
1910 CENSUS INDEX - FAMILY

U. S. DEPARTMENT OF COMMERCE
BUREAU OF THE CENSUS

TEXAS

V. 450		HEAD OF FAMILY		E.D.	SHEET
		White Sandy		108	92
COLOR	AGE	BIRTHPLACE		VOL.	
w	45	D.C.		118	
COUNTY			CITY		
Robertson			Hearne		
OTHER MEMBERS OF FAMILY					
NAME		RELATIONSHIP	AGE	BIRTHPLACE	
Willa		w.	27		
Wanda May		w	5		
Thanna		w	1		
Janetta		w	7		
Sunday Will		d	2		
Abner Will		d d	18		

FORM 10 636
1910 CENSUS INDEX - FAMILY

U.S. DEPARTMENT OF COMMERCE
BUREAU OF THE CENSUS

TEXAS

W300	NAME OF INDIVIDUAL <i>White Sandy</i>		E.O. <i>112</i>	SHEET <i>1</i>
COLOR <i>B</i>	AGE <i>20</i>	BIRTHPLACE	VOL. <i>8</i>	
COUNTY		CITY		
<i>Bell</i>		<i>Temple</i>		
ENUMERATED WITH <i>Maddleton Alexander</i>				
RELATIONSHIP TO ABOVE				
<input type="checkbox"/> SON	<input type="checkbox"/> NEPHEW	<input type="checkbox"/> STEPSON		
<input type="checkbox"/> DAUGHTER	<input type="checkbox"/> NIECE	<input type="checkbox"/> STEPDAUGHTER		
<input type="checkbox"/> BROTHER	<input type="checkbox"/> FATHER-IN-LAW	<input type="checkbox"/> COUSIN		
<input type="checkbox"/> SISTER	<input type="checkbox"/> MOTHER-IN-LAW	<input type="checkbox"/> HIRED MAN		
<input type="checkbox"/> FATHER	<input type="checkbox"/> SON-IN-LAW	<input type="checkbox"/> ROOMER		
<input type="checkbox"/> MOTHER	<input type="checkbox"/> DAUGHTER-IN-LAW	<input type="checkbox"/> SERVANT		
<input type="checkbox"/> GRANDSON	<input type="checkbox"/> BROTHER-IN-LAW	<input type="checkbox"/> OTHER (<i>Specify</i>)		
<input type="checkbox"/> GRANDDAUGHTER	<input type="checkbox"/> SISTER-IN-LAW			
<input type="checkbox"/> GRANDCHILD	<input type="checkbox"/> ORPHAN			

FORM 10-637
1910 CENSUS INDEX - INDIVIDUAL

U.S. DEPARTMENT OF COMMERCE
BUREAU OF THE CENSUS

TEXAS

6300	HEAD OF FAMILY <i>W. H. L. Landis</i>		E.D. 131	SHEET 33
COLOR <i>W. H.</i>	AGE 59	BIRTHPLACE	VOL. 119	
COUNTY Sabine		CITY		
OTHER MEMBERS OF FAMILY				
NAME		RELATIONSHIP	AGE	BIRTHPLACE
<i>Bessie</i>		<i>W.</i>	<i>47</i>	
<i>Fred</i>		<i>S</i>	<i>8</i>	
<i>Clayton</i>		<i>D</i>	<i>7</i>	
<i>Minnie</i>		<i>D</i>	<i>3</i>	

FORM 10 636
1910 CENSUS INDEX - FAMILYU. S. DEPARTMENT OF COMMERCE
BUREAU OF THE CENSUS

TEXAS

W 300		HEAD OF FAMILY		E.D.		SHEET	
COLOR		AGE		BIRTHPLACE		VOL.	
B		47		Colorado		31 16 28	
COUNTY				CITY			
				Colorado		Cage Lake	
OTHER MEMBERS OF FAMILY							
NAME		RELATIONSHIP		AGE		BIRTHPLACE	
1 Ellen		W		46			

FORM 10-636
1910 CENSUS INDEX - FAMILY

U.S. DEPARTMENT OF COMMERCE
BUREAU OF THE CENSUS

TEXAS

10 5.00	HEAD OF FAMILY		Wood Dan		E.D.	SHEET
COLOR	AGE	BIRTHPLACE			31	134
B	35				VOL.	58
COUNTY	Grimes			CITY		
OTHER MEMBERS OF FAMILY						
NAME		RELATIONSHIP	AGE	BIRTHPLACE		
Fannie		W	31			
Pedrick Willie		SS	3			

FORM 10 636
 1910 CENSUS INDEX - FAMILY

U.S. DEPARTMENT OF COMMERCE
 BUREAU OF THE CENSUS

TEXAS

10302		HEAD OF FAMILY		White Sandford		E.O.	SHEET
COLOR	B	AGE	38	BIRTHPLACE		32	6
COUNTY				Cass	CITY		VOL.
						22	
OTHER MEMBERS OF FAMILY							
NAME		RELATION	AGE	BIRTHPLACE			
Mary		W	25				
James		D	62				
Elizabeth		W	7				

FORM 10 636
1910 CENSUS INDEX - FAMILY

U S DEPARTMENT OF COMMERCE
BUREAU OF THE CENSUS

TEXAS

6300	HEAD OF FAMILY		White - Sanders		E.O.	SHEET
COLOR B	AGE 80	BIRTHPLACE Tenn.			134	149
COUNTY	Leon		CITY		VOL. 89	
OTHER MEMBERS OF FAMILY						
NAME		RELATIONSHIP	AGE	BIRTHPLACE		
2 persons relationship						
not reported.						

FORM 10 636
 1910 CENSUS INDEX - FAMILY

U. S. DEPARTMENT OF COMMERCE
 BUREAU OF THE CENSUS

TEXAS

U. 300	HEAD OF FAMILY		E.O.	SHEET
COLOR	AGE	BIRTHPLACE	183	6
W	38		VOL.	113
COUNTY	CITY			
Palo Pinto				
OTHER MEMBERS OF FAMILY				
NAME		RELATION- SHIP	AGE	BIRTHPLACE
Maggie J.		W	26	
[unclear]		D	2	

FORM 10 636
1910 CENSUS INDEX - FAMILY

U. S. DEPARTMENT OF COMMERCE
BUREAU OF THE CENSUS

TEXAS

W300	NAME OF INDIVIDUAL Wood th Samuel W		E.D. 113	SHEET 160
COLOR - W	AGE 65	BIRTH PLACE La	VOL. 138	
COUNTY	Trinity		CITY	
ENUMERATED WITH Wood Samuel J.				
RELATIONSHIP TO ABOVE				
<input type="checkbox"/> SON	<input type="checkbox"/> NEPHEW	<input type="checkbox"/> STEPSON		
<input type="checkbox"/> DAUGHTER	<input type="checkbox"/> NIECE	<input type="checkbox"/> STEPDAUGHTER		
<input type="checkbox"/> BROTHER	<input type="checkbox"/> FATHER-IN-LAW	<input type="checkbox"/> COUSIN		
<input type="checkbox"/> SISTER	<input type="checkbox"/> MOTHER-IN-LAW	<input type="checkbox"/> HIRED MAN		
<input checked="" type="checkbox"/> FATHER	<input type="checkbox"/> SON-IN-LAW	<input type="checkbox"/> ROOMER		
<input type="checkbox"/> MOTHER	<input type="checkbox"/> DAUGHTER-IN-LAW	<input type="checkbox"/> SERVANT		
<input type="checkbox"/> GRANDSON	<input type="checkbox"/> BROTHER-IN-LAW	<input type="checkbox"/> OTHER (Specify)		
<input type="checkbox"/> GRANDDAUGHTER	<input type="checkbox"/> SISTER-IN-LAW	<input type="checkbox"/>		
<input type="checkbox"/> GRANDCHILD	<input type="checkbox"/> ORPHAN	<input type="checkbox"/>		

FORM BC-627 (6-8-67)
FORMERLY 10-637

1910 CENSUS INDEX - INDIVIDUAL

U.S. DEPARTMENT OF COMMERCE
BUREAU OF THE CENSUS

TEXAS

- 60300		HEAD OF FAMILY		White Sam W. T.		E.D.	SHEET
COLOR	AGE	BIRTHPLACE				33	15
W	31					VOL.	
COUNTY				CITY		24	
Clay							
OTHER MEMBERS OF FAMILY							
NAME		RELATIONSHIP	AGE	BIRTHPLACE			
Kate L.		W	31	Ga			
Zilly L.		D	6				
Edward L.		"	4				
Gerrard L.		D	2				
Joseph D.		"	0				

FORM 10 636
 1910 CENSUS INDEX - FAMILY

U.S. DEPARTMENT OF COMMERCE
 BUREAU OF THE CENSUS

TEXAS

W 300		HEAD OF FAMILY		Archie Samuel R		E.D.	SHEET
COLOR	W	AGE	22	BIRTHPLACE	-	32	76
COUNTY			Coryell	CITY			
OTHER MEMBERS OF FAMILY							
NAME		RELATIONSHIP	AGE	BIRTHPLACE			
Bessie		W	20				

FORM 10-636
1910 CENSUS INDEX - FAMILY

U.S. DEPARTMENT OF COMMERCE
BUREAU OF THE CENSUS

TEXAS

W300	HEAD OF FAMILY		W. D.	SHEET
	Woody Samuel N		107	109
COLOR	AGE	BIRTHPLACE	VOL.	
W	57	Tenn.	58	
COUNTY	Glasscock		CITY	
OTHER MEMBERS OF FAMILY				
	NAME	RELATIONSHIP	AGE	BIRTHPLACE
/	Eva A	W	41	Tex
	Arthur O	S	22	Wash.
	Willis L	S	19	
	Birtha W	S	17	
	Jessie T	S	11	
	Hugh H	S	9	
	Stella O	D	7	

FORM 10-636A
1910 CENSUS INDEX - INDIVIDUAL

U. S. DEPARTMENT OF COMMERCE
BUREAU OF THE CENSUS

TEXAS

10300	HEAD OF FAMILY		Robert Samuel M.	E.O.	SHEET
				121	78
COLOR	AGE	BIRTHPLACE		VOL.	
W =	36	Mo		128	
COUNTY	Tarrant		CITY	Fort Worth	
OTHER MEMBERS OF FAMILY					
	NAME	RELATIONSHIP	AGE	BIRTHPLACE	
1	May S	w	36	Ill	
1	Stuckland Elia	nd	23	/	
1	Oliver	nd	34	/	

FORM 10 636
1910 CENSUS INDEX - FAMILY

U. S. DEPARTMENT OF COMMERCE
BUREAU OF THE CENSUS

TEXAS

W 300	HEAD OF FAMILY Wood Samuel J		E.D. 113	SHEET 160
COLOR W	AGE 26	BIRTHPLACE		VOL. 138
COUNTY	Trinity		CITY	
OTHER MEMBERS OF FAMILY				
	NAME	RELATIONSHIP	AGE	BIRTHPLACE
	Lornie H	W	19	Missi
	Odell	D	$\frac{8}{12}$	
	Samuel W	F	65	La

FORM 10 636
1910 CENSUS INDEX - FAMILYU.S. DEPARTMENT OF COMMERCE
BUREAU OF THE CENSUS

TEXAS

W300	HEAD OF FAMILY Wood Samuel J		E.D.	SHEET
COLOR B	AGE 45	BIRTHPLACE Miss	VOL. 67	71.365
COUNTY Harris	CITY Houston			
OTHER MEMBERS OF FAMILY				
7	NAME	RELATIONSHIP	AGE	BIRTHPLACE
1	Louise M	W	32	La
	Stella	D	11	La

FORM 10-636

1910 CENSUS INDEX - FAMILY

U.S. DEPARTMENT OF COMMERCE
BUREAU OF THE CENSUS

TEXAS

W 507		HEAD OF FAMILY		U.S.	SHEET
COLOR	AGE	BIRTHPLACE		VOL.	
COUNTY	Mason		CITY		
OTHER MEMBERS OF FAMILY					
NAME		RELATIONSHIP	AGE	BIRTHPLACE	

FORM 10 636

1910 CENSUS INDEX - FAMILY

U.S. DEPARTMENT OF COMMERCE
BUREAU OF THE CENSUS

TEXAS

10300	HEAD OF FAMILY		E.D.	SHEET
White	Daniel H		123	96
COLOR	AGE	BIRTHPLACE	VOL.	
W	44	Ala.	149	
COUNTY	Wood	CITY		
OTHER MEMBERS OF FAMILY				
NAME		RELATIONSHIP	AGE	BIRTHPLACE
Lutie		W	39	Ala.
Cecilia		S	18	Ala.
Bertha M.		D	16	Ala.
Clara		D	13	Ala.
Arthur B		S	9	
A. J.		D	1	

FORM NO 636
1910 CENSUS INDEX - FAMILY

U. S. DEPARTMENT OF COMMERCE
BUREAU OF THE CENSUS

TEXAS

20300	HEAD OF FAMILY Wood, Samuel H.		E.D. 68	SHEET 55
COLOR W	AGE 55	BIRTHPLACE	VOL. 115	
COUNTY Parker	CITY Weatherford			
OTHER MEMBERS OF FAMILY				
NAME		RELATIONSHIP	AGE	BIRTHPLACE
Jennie		W	48	Ala
Joseph D		S	23	
Belle		D	25	
James		D	17	
James		D	8	
and 2 to				

FORM 10 636
1910 CENSUS INDEX - FAMILY

U.S. DEPARTMENT OF COMMERCE
BUREAU OF THE CENSUS

TEXAS

W 300	HEAD OF FAMILY		E.D.	SHEET
	AGE	BIRTHPLACE	VOL.	
COLOR	COUNTY		CITY	
	Baylor			
OTHER MEMBERS OF FAMILY				
	NAME	RELATIONSHIP	AGE	BIRTHPLACE

FORM 10 636
1910 CENSUS INDEX - FAMILY

U.S. DEPARTMENT OF COMMERCE
BUREAU OF THE CENSUS

TEXAS

60300	HEAD OF FAMILY Hood Samuel H.		E.O. 116	SHEET 7
COLOR W	AGE 28	BIRTHPLACE		VOL. 16
COUNTY Callahan		CITY		
OTHER MEMBERS OF FAMILY				
NAME		RELATIONSHIP	AGE	BIRTHPLACE
Ella		W	23	
Opal J.		D	5	
Vernon O.		S	3	
Carl		S	7/2	

FORM 10-636
1910 CENSUS INDEX - FAMILY

U. S. DEPARTMENT OF COMMERCE
BUREAU OF THE CENSUS

TEXAS

W300	HEAD OF FAMILY		Wood Samuel E	E.D.	SHEET
				31	19
COLOR	AGE	BIRTHPLACE		VOL.	
W.	41			24	
COUNTY	Clay			CITY	
OTHER MEMBERS OF FAMILY					
NAME		RELATIONSHIP	AGE	BIRTHPLACE	
Fizzie A		W	31		
Corral E		S	12		
William L		S	10		
Clifford E		S	7		
Pattie A		D	3		
Lola R		D	1		

FORM 10-636

1910 CENSUS INDEX - FAMILY

U.S. DEPARTMENT OF COMMERCE
BUREAU OF THE CENSUS

TEXAS

W300		NAME OF INDIVIDUAL White Samuel D		E.D. 89	SHEET 24
COLOR W	AGE 31	BIRTHPLACE		VOL. 40	
COUNTY Denton			CITY		
ENUMERATED WITH Reynolds Lutzkin B					
RELATIONSHIP TO ABOVE					
<input type="checkbox"/> SON	<input type="checkbox"/> NEPHEW	<input type="checkbox"/> STEPSON			
<input type="checkbox"/> DAUGHTER	<input type="checkbox"/> NIECE	<input type="checkbox"/> STEPDAUGHTER			
<input type="checkbox"/> BROTHER	<input type="checkbox"/> FATHER-IN-LAW	<input type="checkbox"/> COUSIN			
<input checked="" type="checkbox"/> SISTER	<input type="checkbox"/> MOTHER-IN-LAW	<input type="checkbox"/> HIRED MAN			
<input type="checkbox"/> FATHER	<input checked="" type="checkbox"/> SON-IN-LAW	<input type="checkbox"/> ROOMER			
<input type="checkbox"/> MOTHER	<input type="checkbox"/> DAUGHTER-IN-LAW	<input type="checkbox"/> SERVANT			
<input type="checkbox"/> GRANDSON	<input type="checkbox"/> BROTHER-IN-LAW	<input type="checkbox"/> OTHER (Specify)			
<input type="checkbox"/> GRANDDAUGHTER	<input type="checkbox"/> SISTER-IN-LAW				
<input type="checkbox"/> GRANDCHILD	<input type="checkbox"/> ORPHAN				

FORM 10 637

1910 CENSUS INDEX - INDIVIDUAL

U. S. DEPARTMENT OF COMMERCE
BUREAU OF THE CENSUS

TEXAS

W300	HEAD OF FAMILY		E.D.	SHEET
	W. K. Samuel B.		119	241
COLOR	AGE	BIRTHPLACE	VOL.	
W	43	Miss	72	
COUNTY	Haskell		CITY	
OTHER MEMBERS OF FAMILY				
	NAME	RELATIONSHIP	AGE	BIRTHPLACE
	Mahaly E.	W	35	Miss
	William B.	S	17	
	William B.	S	14	
	William L.	S	12	
	Robert E.	S	5	
	Paul et	S	3	

FORM 10-636

1910 CENSUS INDEX - FAMILY

U. S. DEPARTMENT OF COMMERCE
BUREAU OF THE CENSUS

TEXAS

U 300	HEAD OF FAMILY Wood, Samuel B.		E.D. 219	SHEET 25
COLOR W	AGE 37	BIRTHPLACE --	VOL. 120	
COUNTY --		Runnels	CITY Winters	
OTHER MEMBERS OF FAMILY				
NAME		RELATIONSHIP	AGE	BIRTHPLACE
Ella		W	33	
Beulah		D	13	
Celeste		D	8	
Samuel		S	3	
White, Jacob M		F.D	62	Ala

FORM 10-636
1910 CENSUS INDEX - FAMILYU.S. DEPARTMENT OF COMMERCE
BUREAU OF THE CENSUS

TEXAS

W300	NAME OF INDIVIDUAL <i>White Samuel B</i>		E.D. 39	SHEET 200
COLOR <i>W</i>	AGE 24	BIRTHPLACE <i>Miss</i>	VOL. 41	
COUNTY <i>Eastland</i>	CITY			
ENUMERATED WITH <i>Redwine George W</i>				
RELATIONSHIP TO ABOVE				
<input type="checkbox"/> SON	<input type="checkbox"/> NEPHEW	<input type="checkbox"/> STEPSON		
<input type="checkbox"/> DAUGHTER	<input type="checkbox"/> NIECE	<input type="checkbox"/> STEPDAUGHTER		
<input type="checkbox"/> BROTHER	<input type="checkbox"/> FATHER-IN-LAW	<input type="checkbox"/> COUSIN		
<input type="checkbox"/> SISTER	<input type="checkbox"/> MOTHER-IN-LAW	<input type="checkbox"/> HIRED MAN		
<input type="checkbox"/> FATHER	<input type="checkbox"/> SON-IN-LAW	<input type="checkbox"/> ROOMER		
<input type="checkbox"/> MOTHER	<input type="checkbox"/> DAUGHTER-IN-LAW	<input type="checkbox"/> SERVANT		
<input type="checkbox"/> GRANDSON	<input type="checkbox"/> BROTHER-IN-LAW	<input checked="" type="checkbox"/> OTHER (Specify)		
<input type="checkbox"/> GRANDDAUGHTER	<input type="checkbox"/> SISTER-IN-LAW	<i>WV</i>		
<input type="checkbox"/> GRANDCHILD	<input type="checkbox"/> ORPHAN			

FORM 10-637
1910 CENSUS INDEX - INDIVIDUAL

U. S. DEPARTMENT OF COMMERCE
BUREAU OF THE CENSUS

TEXAS

6300	HEAD OF FAMILY W. H. White		Jannet 13		E. D. 160	SHEET 172
COLOR W	AGE 57	BIRTHPLACE			VOL.	76
COUNTY Menard		CITY				
OTHER MEMBERS OF FAMILY						
NAME		RELATION- SHIP	AGE	BIRTHPLACE		
Alice		W	57	226		
L. White		S	21			
L. White		S	12			

FORM 10 638
1910 CENSUS INDEX - FAMILYU. S. DEPARTMENT OF COMMERCE
BUREAU OF THE CENSUS

TEXAS

W 300		HEAD OF FAMILY <i>White Samuel A</i>		E.D. 51	SHEET 72
COLOR W	AGE 25	BIRTHPLACE		VOL. 49	
COUNTY Falls			CITY		
OTHER MEMBERS OF FAMILY.					
NAME		RELATIONSHIP	AGE	BIRTHPLACE	
<i>Lena Lee</i>		<i>W</i>	<i>23</i>		
<i>SA J</i>		<i>S</i>	<i>6/12</i>		

FORM 10-636
1910 CENSUS INDEX - FAMILY

U. S. DEPARTMENT OF COMMERCE
BUREAU OF THE CENSUS

TEXAS

6		HEAD OF FAMILY		E.D.	SHEET
10		White, Samuel A		150	197
COLOR	AGE	BIRTHPLACE		VOL.	
	52	Ill		119	
COUNTY			CITY		
Rockwall					
OTHER MEMBERS OF FAMILY					
NAME		RELATIONSHIP	AGE	BIRTHPLACE	
Betty E		W	51	Ill	
Lynette		D	30	I	
Joseph		S	17		
Robert		F	13		
William Herman		F	27	Ill	

FORM 10 636

1910 CENSUS INDEX - FAMILY

U S. DEPARTMENT OF COMMERCE
BUREAU OF THE CENSUS

TEXAS

W-3000		HEAD OF FAMILY		E.D.	SHEET
White Samuel A.				144	33
COLOR	AGE	BIRTHPLACE		VOL.	
W	27	Tenn		46	
COUNTY		CITY			
EMIS					
OTHER MEMBERS OF FAMILY					
NAME		RELATION- SHIP	AGE	BIRTHPLACE	
1 Mone A		W	21		

FORM 10-636

1910 CENSUS INDEX - FAMILY

U.S. DEPARTMENT OF COMMERCE
BUREAU OF THE CENSUS

TEXAS

W 300	NAME OF INDIVIDUAL <i>Witt, Samuel</i>		E.D. 56	SHEET 136
COLOR W	AGE 27	BIRTHPLACE	VOL. 67	
COUNTY Harris	CITY Houston			
ENUMERATED WITH <i>Singinger, Lonaze</i>				
RELATIONSHIP TO ABOVE				
<input type="checkbox"/> SON	<input type="checkbox"/> NEPHEW	<input type="checkbox"/> STEPSON		
<input type="checkbox"/> DAUGHTER	<input type="checkbox"/> NIECE	<input type="checkbox"/> STEPDAUGHTER		
<input type="checkbox"/> BROTHER	<input type="checkbox"/> FATHER-IN-LAW	<input type="checkbox"/> COUSIN		
<input type="checkbox"/> SISTER	<input type="checkbox"/> MOTHER-IN-LAW	<input type="checkbox"/> HIRED MAN		
<input type="checkbox"/> FATHER	<input type="checkbox"/> SON-IN-LAW	<input checked="" type="checkbox"/> BOOMER		
<input type="checkbox"/> MOTHER	<input type="checkbox"/> DAUGHTER-IN-LAW	<input type="checkbox"/> SERVANT		
<input type="checkbox"/> GRANDSON	<input type="checkbox"/> BROTHER-IN-LAW	<input type="checkbox"/> OTHER (Specify)		
<input type="checkbox"/> GRANDDAUGHTER	<input type="checkbox"/> SISTER-IN-LAW			
<input type="checkbox"/> GRANDCHILD	<input type="checkbox"/> ORPHAN			

FORM 10 637
1910 CENSUS INDEX - INDIVIDUAL

U. S. DEPARTMENT OF COMMERCE
BUREAU OF THE CENSUS

TEXAS

W300	NAME OF INDIVIDUAL <i>White, Samuel</i>		E.D. 50	SHEET 201
COLOR W	AGE 4	BIRTHPLACE Ark	VOL. 66	
COUNTY Harris		CITY Houston		
ENUMERATED WITH <i>Remur, Benjamin</i>				
RELATIONSHIP-TO ABOVE				
<input type="checkbox"/> SON	<input type="checkbox"/> NEPHEW	<input type="checkbox"/> STEPSON		
<input type="checkbox"/> DAUGHTER	<input type="checkbox"/> NIECE	<input type="checkbox"/> STEPDAUGHTER		
<input type="checkbox"/> BROTHER	<input type="checkbox"/> FATHER-IN-LAW	<input type="checkbox"/> COUSIN		
<input type="checkbox"/> SISTER	<input type="checkbox"/> MOTHER-IN-LAW	<input type="checkbox"/> HIRSD MAN		
<input type="checkbox"/> FATHER	<input type="checkbox"/> SON-IN-LAW	<input checked="" type="checkbox"/> ROOMER		
<input type="checkbox"/> MOTHER	<input type="checkbox"/> DAUGHTER-IN-LAW	<input type="checkbox"/> SERVANT		
<input type="checkbox"/> GRANDSON	<input type="checkbox"/> BROTHER-IN-LAW	<input type="checkbox"/> OTHER (Specify)		
<input type="checkbox"/> GRANDDAUGHTER	<input type="checkbox"/> SISTER-IN-LAW			
<input type="checkbox"/> GRANDCHILD	<input type="checkbox"/> ORPHAN			

FORM 10.637
1910 CENSUS INDEX - INDIVIDUAL

U.S. DEPARTMENT OF COMMERCE
BUREAU OF THE CENSUS

TEXAS

W 300		NAME OF INDIVIDUAL <i>White, Samuel</i>		E.O. <i>77</i>	SHEET <i>22</i>
COLOR <i>B</i>	AGE <i>25</i>	BIRTHPLACE		VOL. <i>61</i>	
COUNTY <i>Grayson</i>		CITY			
ENUMERATED WITH <i>Smith, Walker</i>					
RELATIONSHIP TO ABOVE					
<input type="checkbox"/> SON	<input type="checkbox"/> NEPHEW	<input type="checkbox"/> STEPSON			
<input type="checkbox"/> DAUGHTER	<input type="checkbox"/> NIECE	<input type="checkbox"/> STEPDAUGHTER			
<input type="checkbox"/> BROTHER	<input type="checkbox"/> FATHER-IN-LAW	<input type="checkbox"/> COUSIN			
<input type="checkbox"/> SISTER	<input type="checkbox"/> MOTHER-IN-LAW	<input type="checkbox"/> HUSBAND			
<input type="checkbox"/> FATHER	<input type="checkbox"/> SON-IN-LAW	<input checked="" type="checkbox"/> ROOMER			
<input type="checkbox"/> MOTHER	<input type="checkbox"/> DAUGHTER-IN-LAW	<input type="checkbox"/> SERVANT			
<input type="checkbox"/> GRANDSON	<input type="checkbox"/> BROTHER-IN-LAW	<input type="checkbox"/> OTHER (Specify)			
<input type="checkbox"/> GRANDDAUGHTER	<input type="checkbox"/> SISTER-IN-LAW				
<input type="checkbox"/> GRANDCHILD	<input type="checkbox"/> ORPHAN				

FORM 10 637
1910 CENSUS INDEX - INDIVIDUAL

U.S. DEPARTMENT OF COMMERCE
BUREAU OF THE CENSUS

TEXAS

u 300		HEAD OF FAMILY		Wood Samuel		E.D. 3997		SHEET	
COLOR	W	AGE	40	BIRTHPLACE		VOL. 55			
COUNTY					CITY				
OTHER MEMBERS OF FAMILY									
NAME		RELATIONSHIP		AGE		BIRTHPLACE			
George		W		22					
George		S		3					

FORM 10 636

1910 CENSUS INDEX - FAMILY

U.S. DEPARTMENT OF COMMERCE
BUREAU OF THE CENSUS

TEXAS

W 500	HEAD OF FAMILY		E.D.	SHEET
COLOR	AGE	BIRTHPLACE	152	367
B	32		VOL.	123
COUNTY	Victoria		CITY	
OTHER MEMBERS OF FAMILY				
NAME		RELATIONSHIP	AGE	BIRTHPLACE
Maude		6	26	
Lloyd		5	16	
Minnie		5	7	
Harrie		D	6	
William		D	4	
Clara		D	2	

FORM 10:636
1910 CENSUS INDEX - FAMILY

U S. DEPARTMENT OF COMMERCE
BUREAU OF THE CENSUS

TEXAS

W300	NAME OF INDIVIDUAL Woody Samuel		E.D. 139	SHEET 171
COLOR W	AGE 83	BIRTHPLACE Tenn	VOL. 129	
COUNTY —	Tarrant	CITY Fort Worth		
ENUMERATED WITH Woody John J				
RELATIONSHIP TO ABOVE				
<input type="checkbox"/> SON	<input type="checkbox"/> NEPHEW	<input type="checkbox"/> STEPSON		
<input type="checkbox"/> DAUGHTER	<input type="checkbox"/> NIECE	<input type="checkbox"/> STEPDAUGHTER		
<input type="checkbox"/> BROTHER	<input type="checkbox"/> FATHER-IN-LAW	<input type="checkbox"/> COUSIN		
<input type="checkbox"/> SISTER	<input type="checkbox"/> MOTHER-IN-LAW	<input type="checkbox"/> HIRED MAN		
<input checked="" type="checkbox"/> FATHER	<input type="checkbox"/> SON-IN-LAW	<input type="checkbox"/> ROOMER		
<input type="checkbox"/> MOTHER	<input type="checkbox"/> DAUGHTER-IN-LAW	<input type="checkbox"/> SERVANT		
<input type="checkbox"/> GRANDSON	<input type="checkbox"/> BROTHER-IN-LAW	<input type="checkbox"/> OTHER (Specify)		
<input type="checkbox"/> GRANDDAUGHTER	<input type="checkbox"/> SISTER-IN-LAW			
<input type="checkbox"/> GRANDCHILD	<input type="checkbox"/> ORPHAN			

FORM 10-637
1910 CENSUS INDEX - INDIVIDUAL

U.S. DEPARTMENT OF COMMERCE
BUREAU OF THE CENSUS

TEXAS

W300		NAME OF INDIVIDUAL White, Samuel		E.D. 119	SHEET 18
COLOR W	AGE 32	BIRTHPLACE Miss		VOL. -28	
COUNTY Tarrant			CITY Fort Worth		
ENUMERATED WITH Ruber, Louisa Mrs.					
RELATIONSHIP TO ABOVE					
<input type="checkbox"/> SON	<input type="checkbox"/> NEPHEW	<input type="checkbox"/> STEPSON			
<input type="checkbox"/> DAUGHTER	<input type="checkbox"/> NIECE	<input type="checkbox"/> STEPDAUGHTER			
<input type="checkbox"/> BROTHER	<input type="checkbox"/> FATHER-IN-LAW	<input type="checkbox"/> COUSIN			
<input type="checkbox"/> SISTER	<input type="checkbox"/> MOTHER-IN-LAW	<input type="checkbox"/> HIRED MAN			
<input type="checkbox"/> FATHER	<input type="checkbox"/> SON-IN-LAW	<input checked="" type="checkbox"/> ROOMER			
<input type="checkbox"/> MOTHER	<input type="checkbox"/> DAUGHTER-IN-LAW	<input type="checkbox"/> SERVANT			
<input type="checkbox"/> GRANDSON	<input type="checkbox"/> BROTHER-IN-LAW	<input type="checkbox"/> OTHER (Specify)			
<input type="checkbox"/> GRANDDAUGHTER	<input type="checkbox"/> SISTER-IN-LAW				
<input type="checkbox"/> GRANDCHILD	<input type="checkbox"/> ORPHAN				

FORM 10-637

1910 CENSUS INDEX - INDIVIDUAL

U. S. DEPARTMENT OF COMMERCE
BUREAU OF THE CENSUS

TEXAS

6300	HEAD OF FAMILY <i>White, Samuel</i>		E.D. <i>49</i>	SHEET <i>5</i>
COLOR <i>W</i>	AGE <i>37</i>	BIRTHPLACE		VOL. <i>41</i>
COUNTY <i>Eastland</i>		CITY <i>Rising Star</i>		
OTHER MEMBERS OF FAMILY				
NAME		RELATIONSHIP	AGE	BIRTHPLACE
<i>Mollie P</i>		<i>W</i>	<i>34</i>	
<i>Arthur</i>		<i>S</i>	<i>15</i>	
<i>Mrs</i>		<i>D</i>	<i>12</i>	
<i>Earnest</i>		<i>S</i>	<i>10</i>	
<i>William</i>		<i>S</i>	<i>5</i>	
<i>Lottie</i>		<i>S</i>	<i>11/12</i>	

FORM 10 636
1910 CENSUS INDEX - FAMILY

U.S. DEPARTMENT OF COMMERCE
BUREAU OF THE CENSUS

TEXAS

W300		NAME OF INDIVIDUAL Whitley Samuel		E.O. 136	SHEET 246
COLOR C	AGE 21	BIRTHPLACE		VOL. 47	
COUNTY Ellis		CITY Ennis			
ENUMERATED WITH Sparks Arthur					
RELATIONSHIP TO ABOVE					
<input type="checkbox"/> SON	<input type="checkbox"/> NEPHEW	<input type="checkbox"/> STEPSON			
<input type="checkbox"/> DAUGHTER	<input type="checkbox"/> NIECE	<input type="checkbox"/> STEPDAUGHTER			
<input type="checkbox"/> BROTHER	<input type="checkbox"/> FATHER-IN-LAW	<input type="checkbox"/> COUSIN			
<input type="checkbox"/> SISTER	<input type="checkbox"/> MOTHER-IN-LAW	<input type="checkbox"/> HIRED MAN			
<input type="checkbox"/> FATHER	<input type="checkbox"/> SON-IN-LAW	<input type="checkbox"/> ROOMER			
<input type="checkbox"/> MOTHER	<input type="checkbox"/> DAUGHTER-IN-LAW	<input type="checkbox"/> SERVANT			
<input type="checkbox"/> GRANDSON	<input checked="" type="checkbox"/> BROTHER-IN-LAW	<input type="checkbox"/> OTHER (Specify)			
<input type="checkbox"/> GRANDDAUGHTER	<input type="checkbox"/> SISTER-IN-LAW				
<input type="checkbox"/> GRANDCHILD	<input type="checkbox"/> ORPHAN				

FORM 10-637
1910 CENSUS INDEX - INDIVIDUAL

U.S. DEPARTMENT OF COMMERCE
BUREAU OF THE CENSUS

TEXAS

W. J. ...	HEAD OF FAMILY		E. P.	SHEET
COLOR B	AGE 46	BIRTHPLACE Ala.	57	247
COUNTY	Travis	CITY	136	
OTHER MEMBERS OF FAMILY				
NAME	RELATIONSHIP	AGE	BIRTHPLACE	
Martha	w	40		
Mary	D	19		
Willie	S	12		
Maryann	S	14		
Engelie	S	11		
Laura	S	7		
Lacie	D	16		

FORM 10 636
1910 CENSUS INDEX - FAMILY

U. S. DEPARTMENT OF COMMERCE
BUREAU OF THE CENSUS

136 TEXAS

W300		HEAD OF FAMILY		E.D.	SHEET
COLOR		AGE	BIRTHPLACE	10	106
COUNTY		CITY		VOL.	47
Ellis		M... .. ENNIS			
OTHER MEMBERS OF FAMILY					
NAME		RELATIONSHIP	AGE	BIRTHPLACE	
L... ..			26	Tex	
...			4		
...			2		
...			3/2		
...					
...					
...					

FORM 10 636
1910 CENSUS INDEX - FAMILY

U. S. DEPARTMENT OF COMMERCE
BUREAU OF THE CENSUS

TEXAS

W 300		NAME OF INDIVIDUAL Wheat Samuel		E.D. 181	SHEET 103
COLOR W	AGE 8 3	BIRTHPLACE Ala		VOL. 110	
COUNTY Nolan			CITY		
ENUMERATED WITH Edward W. J.					
RELATIONSHIP TO ABOVE					
<input type="checkbox"/> SON	<input type="checkbox"/> NEPHEW	<input type="checkbox"/> STEPSON			
<input type="checkbox"/> DAUGHTER	<input type="checkbox"/> NIECE	<input type="checkbox"/> STEPDAUGHTER			
<input type="checkbox"/> BROTHER	<input type="checkbox"/> FATHER-IN-LAW	<input type="checkbox"/> COUSIN			
<input type="checkbox"/> SISTER	<input type="checkbox"/> MOTHER-IN-LAW	<input type="checkbox"/> HIRED MAN			
<input type="checkbox"/> FATHER	<input type="checkbox"/> SON-IN-LAW	<input checked="" type="checkbox"/> ROOMER			
<input type="checkbox"/> MOTHER	<input type="checkbox"/> DAUGHTER-IN-LAW	<input type="checkbox"/> SERVANT			
<input type="checkbox"/> GRANDSON	<input type="checkbox"/> BROTHER-IN-LAW	<input type="checkbox"/> OTHER (Specify)			
<input type="checkbox"/> GRANDDAUGHTER	<input type="checkbox"/> SISTER-IN-LAW				
<input type="checkbox"/> GRANDCHILD	<input type="checkbox"/> ORPHAN				

FORM 10-637

1910 CENSUS INDEX - INDIVIDUAL

U. S. DEPARTMENT OF COMMERCE
BUREAU OF THE CENSUS

TEXAS

10300	NAME OF INDIVIDUAL <i>Wood, Samuel</i>		E.D. 75	SHEET 184
COLOR <i>W</i>	AGE <i>33</i>	BIRTHPLACE	VOL. 8-3	
COUNTY <i>De Witt</i>		CITY <i>Beaumont</i>		
ENUMERATED WITH <i>Queen, Mary W.</i>				
RELATIONSHIP TO ABOVE				
<input type="checkbox"/> SON	<input type="checkbox"/> NEPHEW	<input type="checkbox"/> STEPSON		
<input type="checkbox"/> DAUGHTER	<input type="checkbox"/> NIECE -	<input type="checkbox"/> STEPDAUGHTER		
<input type="checkbox"/> BROTHER	<input type="checkbox"/> FATHER-IN-LAW	<input type="checkbox"/> COUSIN		
<input type="checkbox"/> SISTER	<input type="checkbox"/> MOTHER-IN-LAW	<input type="checkbox"/> HIRED MAN		
<input type="checkbox"/> FATHER	<input type="checkbox"/> SON-IN-LAW	<input checked="" type="checkbox"/> ROOMER		
<input type="checkbox"/> MOTHER	<input type="checkbox"/> DAUGHTER-IN-LAW	<input type="checkbox"/> SERVANT		
<input type="checkbox"/> GRANDSON	<input type="checkbox"/> BROTHER-IN-LAW	<input type="checkbox"/> OTHER (Specify)		
<input type="checkbox"/> GRANDDAUGHTER	<input type="checkbox"/> SISTER-IN-LAW			
<input type="checkbox"/> GRANDCHILD	<input type="checkbox"/> ORPHAN			

FORM 10 637
1910 CENSUS INDEX - INDIVIDUAL

U S DEPARTMENT OF COMMERCE
BUREAU OF THE CENSUS

TEXAS

10300	HEAD OF FAMILY		10300		E.D.	SHEET
COLOR	AGE	BIRTHPLACE		46		3-E
13	39	Sammuel		VOL. 49		
COUNTY			CITY			
Falls						
OTHER MEMBERS OF FAMILY						
NAME		RELATIONSHIP	AGE	BIRTHPLACE		
W. H. Cole		Wife	28			
L. M. Cole		Wife	10			

FORM 10 838

1910 CENSUS INDEX - FAMILY

U S DEPARTMENT OF COMMERCE
BUREAU OF THE CENSUS

TEXAS

11300	HEAD OF FAMILY <i>W. J. Math, Samuel</i>		E.D. 105	SHEET 54
COLOR 13	AGE 29	BIRTHPLACE	VOL. 122	
COUNTY San Jacinto		CITY		
OTHER MEMBERS OF FAMILY				
NAME		RELATIONSHIP	AGE	BIRTHPLACE
<i>Stella</i>		<i>U</i>	<i>24</i>	
<i>Ellen</i>		<i>17</i>	<i>8</i>	
<i>Samuel</i>		<i>5</i>	<i>5</i>	
<i>Sullivan</i>		<i>17</i>	<i>3</i>	

FORM 10 636
1910 CENSUS INDEX - FAMILY

U S DEPARTMENT OF COMMERCE
BUREAU OF THE CENSUS

TEXAS

U. 300	HEAD OF FAMILY		E.D.	SHEET
	Wright, Samuel		105	122
COLOR - B	AGE 23	BIRTHPLACE	VOL.	122
COUNTY	San Jacinto		CITY	
OTHER MEMBERS OF FAMILY				
NAME		RELATIONSHIP	AGE	BIRTHPLACE
/ Hattie		W	20	
Henry		S	3	

FORM 10 636
1910 CENSUS INDEX - FAMILY

U. S. DEPARTMENT OF COMMERCE
BUREAU OF THE CENSUS

TEXAS

61300	HEAD OF FAMILY Wyatt Samuel		E.D.	SHEET
COLOR B	AGE 64	BIRTHPLACE La	2	1
COUNTY	Bastrop	CITY	VOL.	5
OTHER MEMBERS OF FAMILY				
NAME		RELATIONSHIP	AGE	BIRTHPLACE
Mary Jane		W	59	La
Johnnie E. Long		S	11	

FORM 10-836

1910 CENSUS INDEX - FAMILY

U.S. DEPARTMENT OF COMMERCE
BUREAU OF THE CENSUS

TEXAS

11300		HEAD OF FAMILY		E.D.	SHEET
White		Sambel		112	92
COLOR	AGE	BIRTHPLACE		VOL.	
W	24			50	
COUNTY			CITY		
Foard					
OTHER MEMBERS OF FAMILY					
NAME		RELATIONSHIP	AGE	BIRTHPLACE	
Clara		W	20		

FORM 10 636
1910 CENSUS INDEX - FAMILY

U. S. DEPARTMENT OF COMMERCE
BUREAU OF THE CENSUS

TEXAS

6-30		HEAD OF FAMILY		White female		E.D.	SHEET
COLOR	W-	AGE	26	BIRTHPLACE	Ark	207	101
COUNTY	Reeves			CITY	Paris	VOL.	113
OTHER MEMBERS OF FAMILY							
NAME		RELATIONSHIP	AGE	BIRTHPLACE			
Lizzie		w	26				
Linnell Jr		d	4				

FORM 10 638-
1910 CENSUS INDEX - FAMILY

U.S. DEPARTMENT OF COMMERCE -
BUREAU OF THE CENSUS

TEXAS

W300	NAME OF INDIVIDUAL <i>Mart, Samuel</i>		E.D. <i>96</i>	SHEET <i>627</i>
COLOR <i>Mu</i>	AGE <i>26</i>	BIRTHPLACE	VOL. <i>98</i>	
COUNTY <i>-</i>	<i>McLennan</i>	CITY <i>Mart</i>		
ENUMERATED WITH <i>Jones, John</i>				
RELATIONSHIP TO ABOVE				
<input type="checkbox"/> SON	<input type="checkbox"/> NEPHEW	<input type="checkbox"/> STEPSON		
<input type="checkbox"/> DAUGHTER	<input type="checkbox"/> NIECE	<input type="checkbox"/> STEPDAUGHTER		
<input type="checkbox"/> BROTHER	<input type="checkbox"/> FATHER-IN-LAW	<input type="checkbox"/> COUSIN		
<input type="checkbox"/> SISTER	<input type="checkbox"/> MOTHER-IN-LAW	<input type="checkbox"/> HIRED MAN		
<input type="checkbox"/> FATHER	<input type="checkbox"/> SON-IN-LAW	<input type="checkbox"/> ROOMER		
<input type="checkbox"/> MOTHER	<input type="checkbox"/> DAUGHTER-IN-LAW	<input type="checkbox"/> SERVANT		
<input type="checkbox"/> GRANDSON	<input checked="" type="checkbox"/> BROTHER-IN-LAW	<input type="checkbox"/> OTHER (Specify)		
<input type="checkbox"/> GRANDDAUGHTER	<input type="checkbox"/> SISTER-IN-LAW			
<input type="checkbox"/> GRANDCHILD	<input type="checkbox"/> ORPHAN			

FORM 10.637
1910 CENSUS INDEX - INDIVIDUAL

U.S. DEPARTMENT OF COMMERCE
BUREAU OF THE CENSUS

TEXAS

W300	NAME OF INDIVIDUAL <i>White, Samuel</i>		E.O. 37	SHEET 86
COLOR	AGE <i>(w) 65</i>	BIRTHPLACE <i>Tenn</i>	VOL. <i>34</i>	
COUNTY <i>Dallas</i>		CITY <i>Dallas</i>		
ENUMERATED WITH <i>No head shown</i>				
RELATIONSHIP-TO ABOVE				
<input type="checkbox"/> SON	<input type="checkbox"/> NEPHEW	<input type="checkbox"/> STEPSON		
<input type="checkbox"/> DAUGHTER	<input type="checkbox"/> NIECE	<input type="checkbox"/> STEPDAUGHTER		
<input type="checkbox"/> BROTHER	<input type="checkbox"/> FATHER-IN-LAW	<input type="checkbox"/> COUSIN		
<input type="checkbox"/> SISTER	<input type="checkbox"/> MOTHER-IN-LAW	<input type="checkbox"/> HIRED MAN		
<input type="checkbox"/> FATHER	<input type="checkbox"/> SON-IN-LAW	<input checked="" type="checkbox"/> ROOMER		
<input type="checkbox"/> MOTHER	<input type="checkbox"/> DAUGHTER-IN-LAW	<input type="checkbox"/> SERVANT		
<input type="checkbox"/> GRANDSON	<input type="checkbox"/> BROTHER-IN-LAW	<input type="checkbox"/> OTHER (<i>Specify</i>)		
<input type="checkbox"/> GRANDDAUGHTER	<input type="checkbox"/> SISTER-IN-LAW			
<input type="checkbox"/> GRANDCHILD	<input type="checkbox"/> ORPHAN			

FORM 10-637
1910 CENSUS INDEX - INDIVIDUAL

U. S. DEPARTMENT OF COMMERCE
BUREAU OF THE CENSUS

NAME OF INDIVIDUAL		TEXAS	
W 300	White Samuel D	E.O.	SHEET
COLOR W	AGE 73	62	162
BIRTHPLACE Miss		VOL.	76
COUNTY Hopkins	CITY		
ENUMERATED WITH Bailey James W			
RELATIONSHIP TO ABOVE			
<input type="checkbox"/> SON	<input type="checkbox"/> NEPHEW	<input type="checkbox"/> STEPSON	
<input type="checkbox"/> DAUGHTER	<input type="checkbox"/> NIECE	<input type="checkbox"/> STEPDAUGHTER	
<input type="checkbox"/> BROTHER	<input checked="" type="checkbox"/> FATHER-IN-LAW	<input type="checkbox"/> COUSIN	
<input type="checkbox"/> SISTER	<input type="checkbox"/> MOTHER-IN-LAW	<input type="checkbox"/> HIRED MAN	
<input type="checkbox"/> FATHER	<input type="checkbox"/> SON-IN-LAW	<input type="checkbox"/> ROOMER	
<input type="checkbox"/> MOTHER	<input type="checkbox"/> DAUGHTER-IN-LAW	<input type="checkbox"/> SERVANT	
<input type="checkbox"/> GRANDSON	<input type="checkbox"/> BROTHER-IN-LAW	<input type="checkbox"/> OTHER (Specify)	
<input type="checkbox"/> GRANDDAUGHTER	<input type="checkbox"/> SISTER-IN-LAW		
<input type="checkbox"/> GRANDCHILD	<input type="checkbox"/> ORPHAN		

FORM 10-637
1910 CENSUS INDEX - INDIVIDUAL

U.S. DEPARTMENT OF COMMERCE
BUREAU OF THE CENSUS

TEXAS

W 300	NAME OF INDIVIDUAL <i>White Samson</i>		E.D. <i>139</i>	SHEET <i>218</i>
COLOR <i>B</i>	AGE <i>78</i>	BIRTHPLACE <i>S. C.</i>	VOL. <i>101</i>	
COUNTY <i>Matagorda</i>		CITY		
ENUMERATED WITH <i>White, Girard</i>				
RELATIONSHIP TO ABOVE				
<input type="checkbox"/> SON	<input type="checkbox"/> NEPHEW	<input type="checkbox"/> STEPSON		
<input type="checkbox"/> DAUGHTER	<input type="checkbox"/> NIECE	<input type="checkbox"/> STEPDAUGHTER		
<input type="checkbox"/> BROTHER	<input type="checkbox"/> FATHER-IN-LAW	<input type="checkbox"/> COUSIN		
<input type="checkbox"/> SISTER	<input type="checkbox"/> MOTHER-IN-LAW	<input type="checkbox"/> HIRED MAN		
<input type="checkbox"/> FATHER	<input type="checkbox"/> SON-IN-LAW	<input type="checkbox"/> ROOMER		
<input type="checkbox"/> MOTHER	<input type="checkbox"/> DAUGHTER-IN-LAW	<input type="checkbox"/> SERVANT		
<input type="checkbox"/> GRANDSON	<input type="checkbox"/> BROTHER-IN-LAW	<input type="checkbox"/> OTHER (Specify)		
<input type="checkbox"/> GRANDDAUGHTER	<input type="checkbox"/> SISTER-IN-LAW			
<input type="checkbox"/> GRANDCHILD	<input type="checkbox"/> ORPHAN			

FORM 10 637

1910 CENSUS INDEX - INDIVIDUAL

U.S. DEPARTMENT OF COMMERCE
BUREAU OF THE CENSUS

TEXAS

W 300	NAME OF INDIVIDUAL		E.D.	SHEET
COLOR	AGE	BIRTHPLACE	72	2/3
47-	5		VOL.	703
COUNTY	Milam	CITY		
ENUMERATED WITH				
Prest, Joe				
RELATIONSHIP TO ABOVE				
<input type="checkbox"/> SON <input type="checkbox"/> DAUGHTER <input type="checkbox"/> BROTHER <input type="checkbox"/> SISTER <input type="checkbox"/> FATHER <input type="checkbox"/> MOTHER <input type="checkbox"/> GRANDSON <input type="checkbox"/> GRANDDAUGHTER <input type="checkbox"/> GRANDCHILD	<input checked="" type="checkbox"/> NEPHEW <input type="checkbox"/> NIECE <input type="checkbox"/> FATHER-IN-LAW <input type="checkbox"/> MOTHER-IN-LAW <input type="checkbox"/> SON-IN-LAW <input type="checkbox"/> DAUGHTER-IN-LAW <input type="checkbox"/> BROTHER-IN-LAW <input type="checkbox"/> SISTER-IN-LAW <input type="checkbox"/> ORPHAN	<input type="checkbox"/> STEPSON <input type="checkbox"/> STEPDAUGHTER <input type="checkbox"/> COUSIN <input type="checkbox"/> HIRED MAN <input type="checkbox"/> ROOMER <input type="checkbox"/> SERVANT <input type="checkbox"/> OTHER (Specify)		

FORM 10 637

1910 CENSUS INDEX - INDIVIDUAL

U. S. DEPARTMENT OF COMMERCE
BUREAU OF THE CENSUS

TEXAS

W 300		NAME OF INDIVIDUAL		E.D.	SHEET
COLOR		AGE	BIRTHPLACE	197	2
W 21				VOL.	
COUNTY			CITY		111
Presidio					
ENUMERATED WITH					
Mahon M. B.					
RELATIONSHIP TO ABOVE					
<input type="checkbox"/> SON	<input type="checkbox"/> NEPHEW	<input type="checkbox"/> STEPSON			
<input type="checkbox"/> DAUGHTER	<input type="checkbox"/> NIECE	<input type="checkbox"/> STEPDAUGHTER			
<input type="checkbox"/> BROTHER	<input type="checkbox"/> FATHER-IN-LAW	<input type="checkbox"/> COUSIN			
<input type="checkbox"/> SISTER	<input type="checkbox"/> MOTHER-IN-LAW	<input type="checkbox"/> HIBED MAN			
<input type="checkbox"/> FATHER	<input type="checkbox"/> SON-IN-LAW	<input checked="" type="checkbox"/> ROOMER			
<input type="checkbox"/> MOTHER	<input type="checkbox"/> DAUGHTER-IN-LAW	<input type="checkbox"/> SERVANT			
<input type="checkbox"/> GRANDSON	<input type="checkbox"/> BROTHER-IN-LAW	<input type="checkbox"/> OTHER (Specify)			
<input type="checkbox"/> GRANDDAUGHTER	<input type="checkbox"/> SISTER-IN-LAW				
<input type="checkbox"/> GRANDCHILD	<input type="checkbox"/> ORPHAN				

FORM 10-637

1910 CENSUS INDEX - INDIVIDUAL

U S DEPARTMENT OF COMMERCE
BUREAU OF THE CENSUS

TEXAS

W 300		NAME OF INDIVIDUAL Wade Sammie		E.O.	SHEET
COLOR W	AGE 14	BIRTHPLACE		39	147
COUNTY Hood		CITY 73			
ENUMERATED WITH Rurck, Art G.					
RELATIONSHIP TO ABOVE					
<input checked="" type="checkbox"/> SON	<input type="checkbox"/> NEPHEW	<input type="checkbox"/> STEPSON			
<input type="checkbox"/> DAUGHTER	<input type="checkbox"/> NIECE	<input type="checkbox"/> STEPDAUGHTER			
<input type="checkbox"/> BROTHER	<input type="checkbox"/> FATHER-IN-LAW	<input type="checkbox"/> COUSIN			
<input type="checkbox"/> SISTER	<input type="checkbox"/> MOTHER-IN-LAW	<input type="checkbox"/> HIRED MAN			
<input type="checkbox"/> FATHER	<input type="checkbox"/> SON-IN-LAW	<input type="checkbox"/> ROOMER			
<input type="checkbox"/> MOTHER	<input type="checkbox"/> DAUGHTER-IN-LAW	<input type="checkbox"/> SERVANT			
<input type="checkbox"/> GRANDSON	<input type="checkbox"/> BROTHER-IN-LAW	<input type="checkbox"/> OTHER (Specify)			
<input type="checkbox"/> GRANDDAUGHTER	<input type="checkbox"/> SISTER-IN-LAW				
<input type="checkbox"/> GRANDCHILD	<input type="checkbox"/> ORPHAN				

FORM 10-637

1910 CENSUS INDEX - INDIVIDUAL

U. S. DEPARTMENT OF COMMERCE
BUREAU OF THE CENSUS

TEXAS

W300		HEAD OF FAMILY		E.D.	SHEET
Wheat		Samuel H.		11	1
COLOR	AGE	BIRTHPLACE		VOL.	
-	W-49			14	
COUNTY	Bowie		CITY		
OTHER MEMBERS OF FAMILY					
NAME		RELATIONSHIP	AGE	BIRTHPLACE	
Eler		W	42		
John		S	23		
Kallie		D	19		
Berie		D	17		

FORM 10-636
1910 CENSUS INDEX - FAMILY

U.S. DEPARTMENT OF COMMERCE
BUREAU OF THE CENSUS

TEXAS

W 300		NAME OF INDIVIDUAL Mae Dembo		E.D. 145	SHEET 138
COLOR B	AGE 2	BIRTHPLACE		VOL. 124	
COUNTY Shelby			CITY Center		
ENUMERATED WITH Pigeon Margaret E.					
RELATIONSHIP TO ABOVE					
<input checked="" type="checkbox"/> SON	<input type="checkbox"/> NEPHEW	<input type="checkbox"/> STEPSON			
<input type="checkbox"/> DAUGHTER	<input type="checkbox"/> NIECE	<input type="checkbox"/> STEPDAUGHTER			
<input type="checkbox"/> BROTHER	<input type="checkbox"/> FATHER-IN-LAW	<input type="checkbox"/> COUSIN			
<input type="checkbox"/> SISTER	<input type="checkbox"/> MOTHER-IN-LAW	<input type="checkbox"/> HIRED MAN			
<input type="checkbox"/> FATHER	<input type="checkbox"/> SON-IN-LAW	<input type="checkbox"/> ROOMER			
<input type="checkbox"/> MOTHER	<input type="checkbox"/> DAUGHTER-IN-LAW	<input type="checkbox"/> SERVANT			
<input type="checkbox"/> GRANDSON	<input type="checkbox"/> BROTHER-IN-LAW	<input type="checkbox"/> OTHER (Specify)			
<input type="checkbox"/> GRANDDAUGHTER	<input type="checkbox"/> SISTER-IN-LAW	<input type="checkbox"/>			
<input type="checkbox"/> GRANDCHILD	<input type="checkbox"/> ORPHAN	<input type="checkbox"/>			

FORM BC-627 (5-5-57)
FORMERLY 10-537

1910 CENSUS INDEX - INDIVIDUAL

U.S. DEPARTMENT OF COMMERCE
BUREAU OF THE CENSUS

TEXAS

W 300	NAME OF INDIVIDUAL Whitt, Samantha		E.D. 181	SHEET 83
COLOR W	AGE 14	BIRTHPLACE	VOL. 40	
COUNTY Nolan		CITY		
ENUMERATED WITH West, H. A.				
RELATIONSHIP TO ABOVE				
<input type="checkbox"/> SON	<input type="checkbox"/> NEPHEW	<input type="checkbox"/> STEPSON		
<input type="checkbox"/> DAUGHTER	<input type="checkbox"/> NIECE	<input type="checkbox"/> STEPDAUGHTER		
<input type="checkbox"/> BROTHER	<input type="checkbox"/> FATHER-IN-LAW	<input type="checkbox"/> COUSIN		
<input type="checkbox"/> SISTER	<input type="checkbox"/> MOTHER-IN-LAW	<input type="checkbox"/> HIRED MAN		
<input type="checkbox"/> FATHER	<input type="checkbox"/> SON-IN-LAW	<input type="checkbox"/> ROOMER		
<input type="checkbox"/> MOTHER	<input type="checkbox"/> DAUGHTER-IN-LAW	<input type="checkbox"/> SERVANT		
<input type="checkbox"/> GRANDSON	<input type="checkbox"/> BROTHER-IN-LAW	<input type="checkbox"/> OTHER (Specify)		
<input type="checkbox"/> GRANDDAUGHTER	<input type="checkbox"/> SISTER-IN-LAW			
<input type="checkbox"/> GRANDCHILD	<input type="checkbox"/> ORPHAN			

FORM 10-637
1910 CENSUS INDEX - INDIVIDUAL

U.S. DEPARTMENT OF COMMERCE
BUREAU OF THE CENSUS

TEXAS

61300		HEAD OF FAMILY		Wood Sam T.		E.D.	SHEET
COLOR	W	AGE	27	BIRTHPLACE		8	38
COUNTY				CITY		VOL. 57	
Gregg							
OTHER MEMBERS OF FAMILY							
NAME		RELATIONSHIP	AGE	BIRTHPLACE			
Pearl		W	25				

FORM 10 636
1910 CENSUS INDEX - FAMILY

U.S. DEPARTMENT OF COMMERCE
BUREAU OF THE CENSUS

TEXAS

14 300	HEAD OF FAMILY Wood Sam T.		E.D. 278	SHEET 15
COLOR W	AGE 42	BIRTHPLACE Miss	VOL. 132	
COUNTY Tom Green		CITY San Angelo		
OTHER MEMBERS OF FAMILY				
NAME		RELATIONSHIP	AGE	BIRTHPLACE
Mattie		W	38	
John X.		D	17	
Dorin		S	10	

FORM 10-636
1910 CENSUS INDEX - FAMILY

U. S. DEPARTMENT OF COMMERCE
BUREAU OF THE CENSUS

TEXAS

LU 300	HEAD OF FAMILY Witt Saml.		E.D. 176	SHEET 79
COLOR W	AGE 25	BIRTHPLACE		VOL. 110
COUNTY Nolan		CITY		
OTHER MEMBERS OF FAMILY				
	NAME	RELATIONSHIP	AGE	BIRTHPLACE
	Ada E	W	24	
	Gerard	S	5	
	Hugh	S	3	
F	Howard	S	1 1/2	

FORM 10-636
1910 CENSUS INDEX - FAMILY

U. S. DEPARTMENT OF COMMERCE
BUREAU OF THE CENSUS

TEXAS

W300		HEAD OF FAMILY		E.O.	SHEET
		Wood, Sam M.		132	255
COLOR	AGE	BIRTHPLACE		VOL.	
W	56	Miss		47	
COUNTY			CITY		
Ellis					
OTHER MEMBERS OF FAMILY					
NAME		RELATIONSHIP	AGE	BIRTHPLACE	
Laura		W	45	Ark	
Charles		S	20		
Mattie		D	17		
Floyd		S	14		
Dessie		D	13		
Jessie		S	11		
Worke		D	6		

FORM 10-636.
1910 CENSUS INDEX - FAMILY

U.S. DEPARTMENT OF COMMERCE
BUREAU OF THE CENSUS

TEXAS

2300		HEAD OF FAMILY		Witt same as		E.O.	SHEET
COLOR	W	AGE	31	BIRTHPLACE	W. Va.	264	13
COUNTY	Wise			CITY		VOL.	148
OTHER MEMBERS OF FAMILY							
NAME		RELATIONSHIP	AGE	BIRTHPLACE			
Annie		U	14				
Marion E.		D	15				
Lee M.		S	13	W. Va.			
Helen L.		S	11	1			
Emma B.		D	7				
Robert W.		S	3				
Mary J.		D	2/12				

FORM 10-636
1910 CENSUS INDEX - FAMILY

U. S. DEPARTMENT OF COMMERCE
BUREAU OF THE CENSUS

TEXAS

W300	NAME OF INDIVIDUAL White Sam L B		E.D. 86	SHEET 223
COLOR W	AGE 11	BIRTHPLACE	VOL. 122	
COUNTY Somervell		CITY		
ENUMERATED WITH White John W				
RELATIONSHIP TO ABOVE				
<input type="checkbox"/> SON	<input type="checkbox"/> NEPHEW	<input type="checkbox"/> STEPSON		
<input type="checkbox"/> DAUGHTER	<input type="checkbox"/> NIECE	<input type="checkbox"/> STEPDAUGHTER		
<input checked="" type="checkbox"/> BROTHER	<input type="checkbox"/> FATHER-IN-LAW	<input type="checkbox"/> COUSIN		
<input type="checkbox"/> SISTER	<input type="checkbox"/> MOTHER-IN-LAW	<input type="checkbox"/> HIRED MAN		
<input type="checkbox"/> FATHER	<input type="checkbox"/> SON-IN-LAW	<input type="checkbox"/> ROOMER		
<input type="checkbox"/> MOTHER	<input type="checkbox"/> DAUGHTER-IN-LAW	<input type="checkbox"/> SERVANT		
<input type="checkbox"/> GRANDSON	<input type="checkbox"/> BROTHER-IN-LAW	<input type="checkbox"/> OTHER (Specify)		
<input type="checkbox"/> GRANDDAUGHTER	<input type="checkbox"/> SISTER-IN-LAW			
<input type="checkbox"/> GRANDCHILD	<input type="checkbox"/> ORPHAN			

FORM BC-627 (5-5-67)
FORMERLY 10-637

U.S. DEPARTMENT OF COMMERCE
BUREAU OF THE CENSUS

1910 CENSUS INDEX - INDIVIDUAL

TEXAS

11300	HEAD OF FAMILY		White, same	E.D.	SHEET
COLOR - W	AGE 22	BIRTHPLACE		VOL.	2
COUNTY			CITY		
			Angelina		
OTHER MEMBERS OF FAMILY					
NAME		RELATIONSHIP	AGE	BIRTHPLACE	
J. Alice		W	18		
Verna		D	6 12		

FORM 10-636
1910 CENSUS INDEX - FAMILY

U.S. DEPARTMENT OF COMMERCE
BUREAU OF THE CENSUS

TEXAS

0300		NAME OF INDIVIDUAL <i>White Sam P</i>		E.D. <i>50</i>	SHEET <i>16</i>
COLOR <i>W</i>	AGE <i>43</i>	BIRTHPLACE <i>Mo</i>		VOL. <i>31</i>	
COUNTY <i>Cooke</i>			CITY <i>Harrisville</i>		
ENUMERATED WITH <i>Hudson Mary C</i>					
RELATIONSHIP TO ABOVE					
<input type="checkbox"/> SON	<input type="checkbox"/> NEPHEW	<input type="checkbox"/> STEPSON			
<input type="checkbox"/> DAUGHTER	<input type="checkbox"/> NIECE	<input type="checkbox"/> STEPDAUGHTER			
<input type="checkbox"/> BROTHER	<input type="checkbox"/> FATHER-IN-LAW	<input type="checkbox"/> COUSIN			
<input type="checkbox"/> SISTER	<input type="checkbox"/> MOTHER-IN-LAW	<input type="checkbox"/> HIRED MAN			
<input type="checkbox"/> FATHER	<input type="checkbox"/> SON-IN-LAW	<input checked="" type="checkbox"/> ROOMER			
<input type="checkbox"/> MOTHER	<input type="checkbox"/> DAUGHTER-IN-LAW	<input type="checkbox"/> SERVANT			
<input type="checkbox"/> GRANDSON	<input type="checkbox"/> BROTHER-IN-LAW	<input type="checkbox"/> OTHER (Specify)			
<input type="checkbox"/> GRANDDAUGHTER	<input type="checkbox"/> SISTER-IN-LAW				
<input type="checkbox"/> GRANDCHILD	<input type="checkbox"/> ORPHAN				

FORM 10-637
1910 CENSUS INDEX - INDIVIDUAL

U.S. DEPARTMENT OF COMMERCE
BUREAU OF THE CENSUS

TEXAS

10300		HEAD OF FAMILY		Wood Sam L.		E.D.	SHEET
COLOR	AGE	BIRTHPLACE		137	23		
W	33	Ga.		VOL.	47		
COUNTY				Elliott		CITY	
OTHER MEMBERS OF FAMILY							
NAME		RELATIONSHIP	AGE	BIRTHPLACE			
Mamie A		W	26	Ark.			
Clarence W		S	10				
Susie L.		D	7				
Marion B.		S	4				
Robert F.		S	2				

FORM 10-636
1910 CENSUS INDEX - FAMILY

U.S. DEPARTMENT OF COMMERCE
BUREAU OF THE CENSUS

TEXAS

W 300	NAME OF INDIVIDUAL Wood Sam J		E.D. 213	SHEET 370
COLOR. W	AGE 26	BIRTHPLACE	VOL. 120	
COUNTY		Runnels	CITY Bellinger.	
ENUMERATED WITH Red Tom J.				
RELATIONSHIP TO ABOVE				
<input type="checkbox"/> SON	<input type="checkbox"/> NEPHEW	<input type="checkbox"/> STEPSON		
<input type="checkbox"/> DAUGHTER	<input type="checkbox"/> NIECE	<input type="checkbox"/> STEPOAUGHTER		
<input type="checkbox"/> BROTHER	<input type="checkbox"/> FATHER-IN-LAW	<input type="checkbox"/> COUSIN		
<input type="checkbox"/> SISTER	<input type="checkbox"/> MOTHER-IN-LAW	<input type="checkbox"/> HIRED MAN		
<input type="checkbox"/> FATHER	<input checked="" type="checkbox"/> SON-IN-LAW	<input type="checkbox"/> ROOMER		
<input type="checkbox"/> MOTHER	<input type="checkbox"/> DAUGHTER-IN-LAW	<input type="checkbox"/> SERVANT		
<input type="checkbox"/> GRANDSON	<input type="checkbox"/> BROTHER-IN-LAW	<input type="checkbox"/> OTHER (Specify)		
<input type="checkbox"/> GRANDDAUGHTER	<input type="checkbox"/> SISTER-IN-LAW			
<input type="checkbox"/> GRANDCHILD	<input type="checkbox"/> ORPHAN			

FORM 10-637
1910 CENSUS INDEX - INDIVIDUAL

U.S. DEPARTMENT OF COMMERCE
BUREAU OF THE CENSUS

TEXAS

W300	HEAD OF FAMILY Wade Sam H		E.D. 172	SHEET 80
COLOR W	AGE 64	BIRTHPLACE Ky	VOL. 76	
COUNTY Hill	CITY			
OTHER MEMBERS OF FAMILY				
NAME		RELATIONSHIP	AGE	BIRTHPLACE
Georgia		W	55	Mo
Jae		S	24	
Allert H		S	22	
Robert		S	20	
Minnie		D	17	
John		S	14	
Emma		D	11	

FORM 10-636A

1910 CENSUS INDEX - INDIVIDUAL

U.S. DEPARTMENT OF COMMERCE
BUREAU OF THE CENSUS

TEXAS

W302		HEAD OF FAMILY		S. D.		SHEET	
COLOR		AGE		BIRTHPLACE		VOL.	
7		60		Va		103	
COUNTY				CITY			
Mills							
OTHER MEMBERS OF FAMILY							
NAME		RELATIONSHIP		AGE		BIRTHPLACE	
J. Miller		W		50		Miss	
H. Miller		D		24			
O. Miller		S		20			
W. Miller Jr		S		16			

FORM 10 636
1910 CENSUS INDEX - FAMILY

U. S. DEPARTMENT OF COMMERCE
BUREAU OF THE CENSUS

TEXAS

W. 300	HEAD OF FAMILY		Wood Sam H.		E.D.	SHEET
COLOR	AGE	BIRTHPLACE			2	456
W	54	Tenn		VOL.	57	
COUNTY		Gregg	CITY			
		Longview				
OTHER MEMBERS OF FAMILY						
	NAME	RELATIONSHIP	AGE	BIRTHPLACE		
1	Laura H.	W	52	Tenn		
	James M.	S	20			
	Robert H.	S	13			
	3 B0					

FORM 10-636
1910 CENSUS INDEX - FAMILY

U.S. DEPARTMENT OF COMMERCE
BUREAU OF THE CENSUS

TEXAS

W 300		NAME OF INDIVIDUAL		White - Sam G.		E.O.	SHEET																											
COLOR	W	AGE	51	BIRTHPLACE	-	108	297																											
COUNTY	Newton			CITY		VOL.	110																											
ENUMERATED WITH																																		
-																																		
RELATIONSHIP TO ABOVE																																		
<table border="0"> <tr> <td><input type="checkbox"/> SON</td> <td><input type="checkbox"/> NEPHEW</td> <td><input type="checkbox"/> STEPSON</td> </tr> <tr> <td><input type="checkbox"/> DAUGHTER</td> <td><input type="checkbox"/> NIECE</td> <td><input type="checkbox"/> STEPDAUGHTER</td> </tr> <tr> <td><input type="checkbox"/> BROTHER</td> <td><input type="checkbox"/> FATHER-IN-LAW</td> <td><input type="checkbox"/> COUSIN</td> </tr> <tr> <td><input type="checkbox"/> SISTER</td> <td><input type="checkbox"/> MOTHER-IN-LAW</td> <td><input type="checkbox"/> HIRED MAN</td> </tr> <tr> <td><input type="checkbox"/> FATHER</td> <td><input type="checkbox"/> SON-IN-LAW</td> <td><input checked="" type="checkbox"/> ROOMER</td> </tr> <tr> <td><input type="checkbox"/> MOTHER</td> <td><input type="checkbox"/> DAUGHTER-IN-LAW</td> <td><input type="checkbox"/> SERVANT</td> </tr> <tr> <td><input type="checkbox"/> GRANDSON</td> <td><input type="checkbox"/> BROTHER-IN-LAW</td> <td><input type="checkbox"/> OTHER (Specify)</td> </tr> <tr> <td><input type="checkbox"/> GRANDDAUGHTER</td> <td><input type="checkbox"/> SISTER-IN-LAW</td> <td></td> </tr> <tr> <td><input type="checkbox"/> GRANDCHILD</td> <td><input type="checkbox"/> ORPHAN</td> <td></td> </tr> </table>								<input type="checkbox"/> SON	<input type="checkbox"/> NEPHEW	<input type="checkbox"/> STEPSON	<input type="checkbox"/> DAUGHTER	<input type="checkbox"/> NIECE	<input type="checkbox"/> STEPDAUGHTER	<input type="checkbox"/> BROTHER	<input type="checkbox"/> FATHER-IN-LAW	<input type="checkbox"/> COUSIN	<input type="checkbox"/> SISTER	<input type="checkbox"/> MOTHER-IN-LAW	<input type="checkbox"/> HIRED MAN	<input type="checkbox"/> FATHER	<input type="checkbox"/> SON-IN-LAW	<input checked="" type="checkbox"/> ROOMER	<input type="checkbox"/> MOTHER	<input type="checkbox"/> DAUGHTER-IN-LAW	<input type="checkbox"/> SERVANT	<input type="checkbox"/> GRANDSON	<input type="checkbox"/> BROTHER-IN-LAW	<input type="checkbox"/> OTHER (Specify)	<input type="checkbox"/> GRANDDAUGHTER	<input type="checkbox"/> SISTER-IN-LAW		<input type="checkbox"/> GRANDCHILD	<input type="checkbox"/> ORPHAN	
<input type="checkbox"/> SON	<input type="checkbox"/> NEPHEW	<input type="checkbox"/> STEPSON																																
<input type="checkbox"/> DAUGHTER	<input type="checkbox"/> NIECE	<input type="checkbox"/> STEPDAUGHTER																																
<input type="checkbox"/> BROTHER	<input type="checkbox"/> FATHER-IN-LAW	<input type="checkbox"/> COUSIN																																
<input type="checkbox"/> SISTER	<input type="checkbox"/> MOTHER-IN-LAW	<input type="checkbox"/> HIRED MAN																																
<input type="checkbox"/> FATHER	<input type="checkbox"/> SON-IN-LAW	<input checked="" type="checkbox"/> ROOMER																																
<input type="checkbox"/> MOTHER	<input type="checkbox"/> DAUGHTER-IN-LAW	<input type="checkbox"/> SERVANT																																
<input type="checkbox"/> GRANDSON	<input type="checkbox"/> BROTHER-IN-LAW	<input type="checkbox"/> OTHER (Specify)																																
<input type="checkbox"/> GRANDDAUGHTER	<input type="checkbox"/> SISTER-IN-LAW																																	
<input type="checkbox"/> GRANDCHILD	<input type="checkbox"/> ORPHAN																																	
Jones A. F.																																		

FORM 10-637
1910 CENSUS INDEX - INDIVIDUAL

U. S. DEPARTMENT OF COMMERCE
BUREAU OF THE CENSUS

TEXAS

W300	HEAD OF FAMILY White		Same E.		E.D. 2	SHEET 12
COLOR W	AGE 26	BIRTHPLACE			VOL. 7	
COUNTY Bell		CITY				
OTHER MEMBERS OF FAMILY						
NAME		RELATIONSHIP	AGE	BIRTHPLACE		
Susie Mae		W	22	La		
Jill						
4 11 m						

FORM 10-636
1910 CENSUS INDEX - FAMILY

U.S. DEPARTMENT OF COMMERCE
BUREAU OF THE CENSUS

TEXAS

6300		HEAD OF FAMILY		E.D.	SHEET
		Wood Saml		40	175
COLOR	AGE	BIRTHPLACE		VOL.	
W	25	Ill		30	
COUNTY		CITY			
Delta					
OTHER MEMBERS OF FAMILY					
NAME		RELATIONSHIP	AGE	BIRTHPLACE	
Eula		W	23		
Ray		S	4		
Paul		S	1 1/2		
Joe H		F	62	Mo	
+ 1 Bo					

FORM 10-636
1910 CENSUS INDEX - FAMILY

U.S. DEPARTMENT OF COMMERCE
BUREAU OF THE CENSUS

TEXAS

W300	HEAD OF FAMILY <i>Heat Sam D</i>		E.D. 64	SHEET 4
COLOR <i>W</i>	AGE 71	BIRTHPLACE <i>(ind)</i>	VOL. 7	
COUNTY <i>Bell</i>		CITY		
OTHER MEMBERS OF FAMILY				
NAME	RELATIONSHIP	AGE	BIRTHPLACE	
<i>Annie</i>	<i>W</i>	<i>42</i>	<i>7710</i>	
<i>Corranie</i>	<i>S</i>	<i>17</i>		

FORM 10.636
1910 CENSUS INDEX - FAMILY

U.S. DEPARTMENT OF COMMERCE
BUREAU OF THE CENSUS

TEXAS

11300	HEAD OF FAMILY Wyatt Sam T		E.D. 95	SHEET 19
COLOR W	AGE 55	BIRTHPLACE	VOL. 17	
COUNTY Brown		CITY		
OTHER MEMBERS OF FAMILY				
NAME		RELATIONSHIP	AGE	BIRTHPLACE
Wyatt Florence T		W	45	
- / Elijah A		S	12	
- / Madama J		D	10	
- / S. C. - J		S	9	
- / Johnnie R		S	7	

FORM 10-636
1910 CENSUS INDEX - FAMILY

U. S. DEPARTMENT OF COMMERCE
BUREAU OF THE CENSUS

TEXAS

W300		HEAD OF FAMILY		Wood Sam B		E.D.	SHEET
COLOR	W	AGE	49	BIRTHPLACE	La	764	335
COUNTY	Hill			CITY		VOL	75
OTHER MEMBERS OF FAMILY							
	NAME	RELATION- SHIP	AGE	BIRTHPLACE			
	Sarah J.	-W	45	La			
	Mollie	H	22	Ark			
	Thomas M.	S	20				
	Henry L.	S	18				
	Alfred I.	D	15				
	Maude	D	11	Okla			
	Sam B	S	9	I			

FORM 10-636

1910 CENSUS INDEX - FAMILY

U. S. DEPARTMENT OF COMMERCE
BUREAU OF THE CENSUS

TEXAS

<i>Wear</i>	NAME OF INDIVIDUAL <i>Wheat Sam R</i>		E.D. <i>109</i>	SHEET <i>1</i>
COLOR <i>W</i>	AGE <i>27</i>	BIRTHPLACE <i>Ky</i>	VOL. <i>38</i>	
COUNTY <i>Dallas</i>		CITY		
ENUMERATED WITH <i>Marris Viny</i>				
RELATIONSHIP TO ABOVE				
<input type="checkbox"/> SON	<input type="checkbox"/> NEPHEW	<input type="checkbox"/> STEPSON		
<input type="checkbox"/> DAUGHTER	<input type="checkbox"/> NIECE	<input type="checkbox"/> STEPDAUGHTER		
<input type="checkbox"/> BROTHER	<input type="checkbox"/> FATHER-IN-LAW	<input type="checkbox"/> COUSIN		
<input type="checkbox"/> SISTER	<input type="checkbox"/> MOTHER-IN-LAW	<input type="checkbox"/> HIRED MAN		
<input type="checkbox"/> FATHER	<input type="checkbox"/> SON-IN-LAW	<input checked="" type="checkbox"/> ROOMER		
<input type="checkbox"/> MOTHER	<input type="checkbox"/> DAUGHTER-IN-LAW	<input type="checkbox"/> SERVANT		
<input type="checkbox"/> GRANDSON	<input type="checkbox"/> BROTHER-IN-LAW	<input type="checkbox"/> OTHER (<i>Specify</i>)		
<input type="checkbox"/> GRANDDAUGHTER	<input type="checkbox"/> SISTER-IN-LAW			
<input type="checkbox"/> GRANDCHILD	<input type="checkbox"/> ORPHAN			

FORM 10-637
1910 CENSUS INDEX - INDIVIDUAL

U. S. DEPARTMENT OF COMMERCE
BUREAU OF THE CENSUS

TEXAS

10300	HEAD OF FAMILY <i>White Sam B</i>		E.O. 35	SHEET 4
COLOR <i>W</i>	AGE 40	BIRTHPLACE		VOL. 24
COUNTY <i>Clay</i>		CITY		
OTHER MEMBERS OF FAMILY				
NAME		RELATIONSHIP	AGE	BIRTHPLACE
<i>Frank T</i>		<i>W</i>	<i>47</i>	<i>Ark</i>
<i>Lillian</i>		<i>D</i>	<i>19</i>	
<i>Edward E</i>		<i>S</i>	<i>17</i>	
<i>Berna</i>		<i>D</i>	<i>15</i>	

FORM 10-636

1910 CENSUS INDEX - FAMILY

U. S. DEPARTMENT OF COMMERCE
BUREAU OF THE CENSUS

TEXAS

W300	HEAD OF FAMILY White Sam B		E.D. 24	SHEET 223
COLOR W	AGE 57	BIRTHPLACE	VOL. 48	
COUNTY Erath		CITY		
OTHER MEMBERS OF FAMILY				
	NAME	RELATIONSHIP	AGE	BIRTHPLACE
	Rosie	D	20	
	Kimard	S	14	

FORM 10-636
1910 CENSUS INDEX - FAMILY

U. S. DEPARTMENT OF COMMERCE
BUREAU OF THE CENSUS

TEXAS

6300	HEAD OF FAMILY W. H. Sam A.		E.D. 129	SHEET 85
COLOR W	AGE 57	BIRTHPLACE Ind	VOL. 114	
COUNTY Panola	CITY 1			
OTHER MEMBERS OF FAMILY				
NAME		RELATIONSHIP	AGE	BIRTHPLACE
Sam A.		W	31	
Mary R.		D	4	
Mabel B.		D	3	
Robert A.		S	12	

FORM 10-636
1910 CENSUS INDEX - FAMILY

U.S. DEPARTMENT OF COMMERCE
BUREAU OF THE CENSUS

TEXAS

10300		NAME OF INDIVIDUAL <i>White, Sam A</i>		E.D. 211	SHEET 340
COLOR <i>W</i>	AGE 55	BIRTHPLACE <i>Miss</i>		VOL. 132	
COUNTY <i>Swisher</i>		CITY			
ENUMERATED WITH <i>Whitfield, Edward W</i>					
RELATIONSHIP TO ABOVE					
<input type="checkbox"/> SON	<input type="checkbox"/> NEPHEW	<input type="checkbox"/> STEPSON			
<input type="checkbox"/> DAUGHTER	<input type="checkbox"/> NIECE	<input type="checkbox"/> STEPDAUGHTER			
<input type="checkbox"/> BROTHER	<input type="checkbox"/> FATHER-IN-LAW	<input type="checkbox"/> COUSIN			
<input type="checkbox"/> SISTER	<input type="checkbox"/> MOTHER-IN-LAW	<input type="checkbox"/> HIRED MAN			
<input type="checkbox"/> FATHER	<input type="checkbox"/> SON-IN-LAW	<input type="checkbox"/> ROOMER			
<input type="checkbox"/> MOTHER	<input type="checkbox"/> DAUGHTER-IN-LAW	<input type="checkbox"/> SERVANT			
<input type="checkbox"/> GRANDSON	<input type="checkbox"/> BROTHER-IN-LAW	<input type="checkbox"/> OTHER (Specify)			
<input type="checkbox"/> GRANDDAUGHTER	<input type="checkbox"/> SISTER-IN-LAW	<input checked="" type="checkbox"/> <i>U</i>			
<input type="checkbox"/> GRANDCHILD	<input type="checkbox"/> ORPHAN				

FORM BC-627 (5-5-67)
FORMERLY 10-837U.S. DEPARTMENT OF COMMERCE
BUREAU OF THE CENSUS

1910 CENSUS INDEX - INDIVIDUAL

TEXAS

W 300	NAME OF INDIVIDUAL <i>White Sam</i>		E.D. <i>81</i>	SHEET <i>365</i>
COLOR <i>B</i>	AGE <i>24</i>	BIRTHPLACE	VOL. <i>66</i>	
COUNTY <i>Harris</i>		CITY <i>Houston</i>		
ENUMERATED WITH <i>Johnson John</i>				
RELATIONSHIP TO ABOVE				
<input type="checkbox"/> SON	<input type="checkbox"/> NEPHEW	<input type="checkbox"/> STEPSON		
<input type="checkbox"/> DAUGHTER	<input type="checkbox"/> NIECE	<input type="checkbox"/> STEPDAUGHTER		
<input type="checkbox"/> BROTHER	<input type="checkbox"/> FATHER-IN-LAW	<input type="checkbox"/> COUSIN		
<input type="checkbox"/> SISTER	<input type="checkbox"/> MOTHER-IN-LAW	<input type="checkbox"/> HIRED MAN		
<input type="checkbox"/> FATHER	<input type="checkbox"/> SON-IN-LAW	<input checked="" type="checkbox"/> ROOMER		
<input type="checkbox"/> MOTHER	<input type="checkbox"/> DAUGHTER-IN-LAW	<input type="checkbox"/> SERVANT		
<input type="checkbox"/> GRANDSON	<input type="checkbox"/> BROTHER-IN-LAW	<input type="checkbox"/> OTHER (Specify)		
<input type="checkbox"/> GRANDDAUGHTER	<input type="checkbox"/> SISTER-IN-LAW			
<input type="checkbox"/> GRANDCHILD	<input type="checkbox"/> ORPHAN			

FORM 10-637

1910 CENSUS INDEX - INDIVIDUAL

U.S. DEPARTMENT OF COMMERCE
BUREAU OF THE CENSUS

TEXAS

W 300		NAME OF INDIVIDUAL Wood Sam		E.D. 47	SHEET 127
COLOR B	AGE 25	BIRTHPLACE La		VOL. 66	
COUNTY Harris			CITY Houston		
ENUMERATED WITH Edwards Frank					
RELATIONSHIP TO ABOVE					
<input type="checkbox"/> SON	<input checked="" type="checkbox"/> NEPHEW	<input type="checkbox"/> STEPSON			
<input type="checkbox"/> DAUGHTER	<input checked="" type="checkbox"/> NIECE	<input type="checkbox"/> STEPDAUGHTER			
<input type="checkbox"/> BROTHER	<input type="checkbox"/> FATHER-IN-LAW	<input type="checkbox"/> COUSIN			
<input type="checkbox"/> SISTER	<input type="checkbox"/> MOTHER-IN-LAW	<input type="checkbox"/> HIRED MAN			
<input type="checkbox"/> FATHER	<input type="checkbox"/> SON-IN-LAW	<input type="checkbox"/> ROOMER			
<input type="checkbox"/> MOTHER	<input type="checkbox"/> DAUGHTER-IN-LAW	<input type="checkbox"/> SERVANT			
<input type="checkbox"/> GRANDSON	<input type="checkbox"/> BROTHER-IN-LAW	<input type="checkbox"/> OTHER (Specify)			
<input type="checkbox"/> GRANDDAUGHTER	<input type="checkbox"/> SISTER-IN-LAW				
<input type="checkbox"/> GRANDCHILD	<input type="checkbox"/> ORPHAN				

FORM 10 637

1910 CENSUS INDEX - INDIVIDUAL

U. S. DEPARTMENT OF COMMERCE
BUREAU OF THE CENSUS

TEXAS

10-307		HEAD OF FAMILY <i>White Sam</i>		E.D. <i>51</i>	SHEET <i>13</i>
COLOR <i>W</i>	AGE <i>64</i>	BIRTHPLACE		VOL. <i>31</i>	
COUNTY <i>Cooke</i>			CITY <i>Dainessville</i>		
OTHER MEMBERS OF FAMILY					
NAME		RELATIONSHIP	AGE	BIRTHPLACE	
<i>- / - Mary</i>		<i>W</i>	<i>54</i>	<i>Mo</i>	
<i>Shady Dixie</i>		<i>YS</i>	<i>8</i>		

FORM 10-636
1910 CENSUS INDEX - FAMILY

U.S. DEPARTMENT OF COMMERCE
BUREAU OF THE CENSUS

10300		HEAD OF FAMILY Wheat Sam		TEXAS	
COLOR w	AGE 71	BIRTHPLACE Ariz		E.D. 113	SHEET 5
COUNTY Bell		CITY Temple City		VOL. 8	
OTHER MEMBERS OF FAMILY					
NAME		RELATIONSHIP	AGE	BIRTHPLACE	
/ Annie C		w	48	Va	
Curron M		5	18		

FORM 10-636
1910 CENSUS INDEX - FAMILY

U.S. DEPARTMENT OF COMMERCE
BUREAU OF THE CENSUS

TEXAS

W300		HEAD OF FAMILY		White Sam		E.D.	SHEET
COLOR	AGE	BIRTHPLACE				58	26
B	55					VOL.	63
COUNTY				Guadalupe		CITY	
OTHER MEMBERS OF FAMILY							
NAME		RELATIONSHIP	AGE	BIRTHPLACE			
1. Elizabeth		W	24				

FORM 10-636
1910 CENSUS INDEX - FAMILY

U.S. DEPARTMENT OF COMMERCE
BUREAU OF THE CENSUS

TEXAS

W300		HEAD OF FAMILY		E.D.	SHEET
White Sam				66	250
COLOR	AGE	BIRTHPLACE		VOL.	
W	44	Pa		64	
COUNTY	Hamilton		CITY		
OTHER MEMBERS OF FAMILY					
NAME		RELATIONSHIP	AGE	BIRTHPLACE	
Lillian					
Albin					

FORM 10-636

1910 CENSUS INDEX - FAMILY

U.S. DEPARTMENT OF COMMERCE
BUREAU OF THE CENSUS

TEXAS

21300		HEAD OF FAMILY		White Sam		E.D.	SHEET
COLOR	AGE	BIRTHPLACE				21	96
R	50	Mo				VOL.	53
COUNTY				Fort Bend		CITY	
OTHER MEMBERS OF FAMILY							
NAME		RELATIONSHIP	AGE	BIRTHPLACE			
Rose		W	45	Mo			

FORM 10-836
1910 CENSUS INDEX - FAMILY

U.S. DEPARTMENT OF COMMERCE
BUREAU OF THE CENSUS

TEXAS

W 300	HEAD OF FAMILY <i>White Sam</i>		E.D. <i>17</i>	SHEET <i>77</i>
COLOR <i>B</i>	AGE <i>25</i>	BIRTHPLACE	VOL. <i>53</i>	
COUNTY <i>Fort Bend</i>		CITY		
OTHER MEMBERS OF FAMILY				
NAME		RELATIONSHIP	AGE	BIRTHPLACE
<i>Josephine</i>		<i>w</i>	<i>17</i>	<i>ala</i>
<i>Carrie</i>		<i>0</i>	<i>4</i>	
<i>Rosie</i>		<i>0</i>	<i>3</i>	

FORM 10-636

1910 CENSUS INDEX - FAMILY

U.S. DEPARTMENT OF COMMERCE
BUREAU OF THE CENSUS

TEXAS

W300	NAME OF INDIVIDUAL <i>White Sam</i>		E.D. <i>94</i>	SHEET <i>172</i>
COLOR <i>B</i>	AGE <i>29</i>	BIRTHPLACE	VOL. <i>59</i>	
COUNTY <i>Gonzales</i>		CITY		
ENUMERATED WITH <i>Mayfield Clayburn</i>				
RELATIONSHIP TO ABOVE				
<input type="checkbox"/> SON	<input type="checkbox"/> NEPHEW	<input type="checkbox"/> STEPSON		
<input type="checkbox"/> DAUGHTER	<input type="checkbox"/> NIECE	<input type="checkbox"/> STEPDAUGHTER		
<input type="checkbox"/> BROTHER	<input type="checkbox"/> FATHER-IN-LAW	<input type="checkbox"/> COUSIN		
<input type="checkbox"/> SISTER	<input type="checkbox"/> MOTHER-IN-LAW	<input type="checkbox"/> HIRED MAN		
<input type="checkbox"/> FATHER	<input type="checkbox"/> SON-IN-LAW	<input type="checkbox"/> ROOMER		
<input type="checkbox"/> MOTHER	<input type="checkbox"/> DAUGHTER-IN-LAW	<input type="checkbox"/> SERVANT		
<input type="checkbox"/> GRANDSON	<input type="checkbox"/> BROTHER-IN-LAW	<input checked="" type="checkbox"/> OTHER (Specify)		
<input type="checkbox"/> GRANDDAUGHTER	<input type="checkbox"/> SISTER-IN-LAW	<i>H H</i>		
<input type="checkbox"/> GRANDCHILD	<input type="checkbox"/> ORPHAN			

FORM 10.637
1910 CENSUS INDEX - INDIVIDUAL

U.S. DEPARTMENT OF COMMERCE
BUREAU OF THE CENSUS

TEXAS

W 300		NAME OF INDIVIDUAL Wade Sam		E.D. 32	SHEET 11
COLOR B	AGE 8	BIRTHPLACE		VOL. 19	
COUNTY Caldwell		CITY			
ENUMERATED WITH Wade Kade					
RELATIONSHIP TO ABOVE					
<input type="checkbox"/> SON	<input type="checkbox"/> NEPHEW	<input type="checkbox"/> STEPSON			
<input type="checkbox"/> DAUGHTER	<input type="checkbox"/> NIECE	<input type="checkbox"/> STEPDAUGHTER			
<input type="checkbox"/> BROTHER	<input type="checkbox"/> FATHER-IN-LAW	<input type="checkbox"/> COUSIN			
<input type="checkbox"/> SISTER	<input type="checkbox"/> MOTHER-IN-LAW	<input type="checkbox"/> HIRED MAN			
<input type="checkbox"/> FATHER	<input type="checkbox"/> SON-IN-LAW	<input type="checkbox"/> ROOMER			
<input type="checkbox"/> MOTHER	<input type="checkbox"/> DAUGHTER-IN-LAW	<input type="checkbox"/> SERVANT			
<input checked="" type="checkbox"/> GRANDSON	<input type="checkbox"/> BROTHER-IN-LAW	<input type="checkbox"/> OTHER (Specify)			
<input type="checkbox"/> GRANDDAUGHTER	<input type="checkbox"/> SISTER-IN-LAW				
<input type="checkbox"/> GRANDCHILD	<input type="checkbox"/> ORPHAN				

FORM 10 637
1910 CENSUS INDEX - INDIVIDUAL

U.S. DEPARTMENT OF COMMERCE
BUREAU OF THE CENSUS

TEXAS

W300	NAME OF INDIVIDUAL - <i>Wood, Sam</i>		E.D. 134	SHEET 172
COLOR <i>W</i>	AGE <i>22</i>	BIRTHPLACE	VOL. <i>130</i>	
COUNTY <i>Tarrant</i>		CITY <i>Fort Worth</i>		
ENUMERATED WITH <i>Goodwin John G.</i>				
RELATIONSHIP TO ABOVE				
<input type="checkbox"/> SON	<input type="checkbox"/> NEPHEW	<input type="checkbox"/> STEPSON		
<input type="checkbox"/> DAUGHTER	<input type="checkbox"/> NIECE	<input type="checkbox"/> STEPDAUGHTER		
<input type="checkbox"/> BROTHER	<input type="checkbox"/> FATHER-IN-LAW	<input type="checkbox"/> COUSIN		
<input type="checkbox"/> SISTER	<input type="checkbox"/> MOTHER-IN-LAW	<input type="checkbox"/> HIRED MAN		
<input type="checkbox"/> FATHER	<input type="checkbox"/> SON-IN-LAW	<input type="checkbox"/> ROOMER		
<input type="checkbox"/> MOTHER	<input type="checkbox"/> DAUGHTER-IN-LAW	<input type="checkbox"/> SERVANT		
<input type="checkbox"/> GRANDSON	<input checked="" type="checkbox"/> BROTHER-IN-LAW	<input type="checkbox"/> OTHER (<i>Specify</i>)		
<input type="checkbox"/> GRANDDAUGHTER	<input type="checkbox"/> SISTER-IN-LAW			
<input type="checkbox"/> GRANDCHILD	<input type="checkbox"/> ORPHAN			

FORM 10 637

1910 CENSUS INDEX - INDIVIDUAL

U. S. DEPARTMENT OF COMMERCE
BUREAU OF THE CENSUS

TEXAS

W300	NAME OF INDIVIDUAL Waste Sam		E.D. 117	SHEET 205
COLOR B	AGE 28	BIRTHPLACE	Vol. 127	
COUNTY Tarrant		CITY		
ENUMERATED WITH Echols N. R. A				
RELATIONSHIP TO ABOVE				
<input type="checkbox"/> SON	<input type="checkbox"/> NEPHEW	<input type="checkbox"/> STEPSON		
<input type="checkbox"/> DAUGHTER	<input type="checkbox"/> NIECE	<input type="checkbox"/> STEPDAUGHTER		
<input type="checkbox"/> BROTHER	<input type="checkbox"/> FATHER-IN-LAW	<input type="checkbox"/> COUSIN		
<input type="checkbox"/> SISTER	<input type="checkbox"/> MOTHER-IN-LAW	<input type="checkbox"/> HIRED MAN		
<input type="checkbox"/> FATHER	<input type="checkbox"/> SON-IN-LAW	<input checked="" type="checkbox"/> ROOMER		
<input type="checkbox"/> MOTHER	<input type="checkbox"/> DAUGHTER-IN-LAW	<input type="checkbox"/> SERVANT		
<input type="checkbox"/> GRANDSON	<input type="checkbox"/> BROTHER-IN-LAW	<input type="checkbox"/> OTHER (Specify)		
<input type="checkbox"/> GRANDDAUGHTER	<input type="checkbox"/> SISTER-IN-LAW			
<input type="checkbox"/> GRANDCHILD	<input type="checkbox"/> ORPHAN			

FORM 10-637

1910 CENSUS INDEX - INDIVIDUAL

U. S. DEPARTMENT OF COMMERCE
BUREAU OF THE CENSUS

TEXAS

10310	HEAD OF FAMILY		E.D.	SHEET
COLOR	AGE	BIRTHPLACE	43	154
W	27		VOL.	
COUNTY	CITY		73	
	Hays			
OTHER MEMBERS OF FAMILY				
NAME		RELATIONSHIP	AGE	BIRTHPLACE
1 H H				

FORM 10 636
1910 CENSUS INDEX - FAMILY

U.S. DEPARTMENT OF COMMERCE
BUREAU OF THE CENSUS

TEXAS

W300	NAME OF INDIVIDUAL <i>Wheat, Sam</i>		E.D. <i>7</i>	SHEET 13
COLOR <i>B</i>	AGE <i>41</i>	BIRTHPLACE	VOL. <i>137</i>	
COUNTY		CITY		
		<i>Travis</i>	<i>Austin</i>	
ENUMERATED WITH <i>Kyle, Sallie</i>				
RELATIONSHIP TO ABOVE				
<input type="checkbox"/> SON	<input type="checkbox"/> NEPHEW	<input type="checkbox"/> STEPSON		
<input type="checkbox"/> DAUGHTER	<input type="checkbox"/> NIECE	<input type="checkbox"/> STEPDAUGHTER		
<input checked="" type="checkbox"/> BROTHER	<input type="checkbox"/> FATHER-IN-LAW	<input type="checkbox"/> COUSIN		
<input type="checkbox"/> SISTER	<input type="checkbox"/> MOTHER-IN-LAW	<input type="checkbox"/> HIRED MAN		
<input type="checkbox"/> FATHER	<input type="checkbox"/> SON-IN-LAW	<input type="checkbox"/> ROOMER		
<input type="checkbox"/> MOTHER	<input type="checkbox"/> DAUGHTER-IN-LAW	<input type="checkbox"/> SERVANT		
<input type="checkbox"/> GRANDSON	<input type="checkbox"/> BROTHER-IN-LAW	<input type="checkbox"/> OTHER (<i>Specify</i>)		
<input type="checkbox"/> GRANDDAUGHTER	<input type="checkbox"/> SISTER-IN-LAW			
<input type="checkbox"/> GRANDCHILD	<input type="checkbox"/> ORPHAN			

FORM 10.637

1910 CENSUS INDEX - INDIVIDUAL

U.S. DEPARTMENT OF COMMERCE
BUREAU OF THE CENSUS

TEXAS

W300	NAME OF INDIVIDUAL <i>White Ann</i>		E.D. <i>59</i>	SHEET <i>305</i>
COLOR <i>B</i>	AGE <i>26</i>	BIRTHPLACE	VOL. <i>136</i>	
COUNTY <i>Travis</i>		CITY		
ENUMERATED WITH		<i>White Paul</i>		
RELATIONSHIP TO ABOVE				
<input type="checkbox"/> SON <input type="checkbox"/> DAUGHTER <input checked="" type="checkbox"/> BROTHER <input type="checkbox"/> SISTER <input type="checkbox"/> FATHER <input type="checkbox"/> MOTHER <input type="checkbox"/> GRANDSON <input type="checkbox"/> GRANDDAUGHTER <input type="checkbox"/> GRANDCHILD		<input type="checkbox"/> NEPHEW <input type="checkbox"/> NIECE <input type="checkbox"/> FATHER-IN-LAW <input type="checkbox"/> MOTHER-IN-LAW <input type="checkbox"/> SON-IN-LAW <input type="checkbox"/> DAUGHTER-IN-LAW <input type="checkbox"/> BROTHER-IN-LAW <input type="checkbox"/> SISTER-IN-LAW <input type="checkbox"/> ORPHAN		<input type="checkbox"/> STEPSON <input type="checkbox"/> STEPDAUGHTER <input type="checkbox"/> COUSIN <input type="checkbox"/> HIRED MAN <input type="checkbox"/> ROOMER <input type="checkbox"/> SERVANT <input type="checkbox"/> OTHER (<i>Specify</i>)

FORM 10-637
1910 CENSUS INDEX - INDIVIDUAL

U.S. DEPARTMENT OF COMMERCE
BUREAU OF THE CENSUS

TEXAS

U. 300		NAME OF INDIVIDUAL <i>White Sam</i>		E.D. 126	SHEET 388
COLOR <i>W</i>	AGE 18	BIRTHPLACE		VOL. 177	
COUNTY <i>Red River</i>			CITY		
ENUMERATED WITH <i>White D. A.</i>					
RELATIONSHIP TO ABOVE					
<input type="checkbox"/> SON <input type="checkbox"/> DAUGHTER <input checked="" type="checkbox"/> BROTHER <input type="checkbox"/> SISTER <input type="checkbox"/> FATHER <input type="checkbox"/> MOTHER <input type="checkbox"/> GRANDSON <input type="checkbox"/> GRANDDAUGHTER <input type="checkbox"/> GRANDCHILD		<input type="checkbox"/> NEPHEW <input type="checkbox"/> NIECE <input type="checkbox"/> FATHER-IN-LAW <input type="checkbox"/> MOTHER-IN-LAW <input type="checkbox"/> SON-IN-LAW <input type="checkbox"/> DAUGHTER-IN-LAW <input type="checkbox"/> BROTHER-IN-LAW <input type="checkbox"/> SISTER-IN-LAW <input type="checkbox"/> ORPHAN		<input type="checkbox"/> STEPSON <input type="checkbox"/> STEPDAUGHTER <input type="checkbox"/> COUSIN <input type="checkbox"/> HIRED MAN <input type="checkbox"/> ROOMER <input type="checkbox"/> SERVANT <input type="checkbox"/> OTHER (<i>Specify</i>)	

FORM 10.637
1910 CENSUS INDEX - INDIVIDUAL

U S DEPARTMENT OF COMMERCE
BUREAU OF THE CENSUS

TEXAS

W.300	HEAD OF FAMILY: <i>White Sam</i>		E.D.	SHEET
COLOR <i>W</i>	AGE <i>32</i>	BIRTHPLACE <i>MO</i>	<i>242</i>	<i>129</i>
COUNTY <i>Wilbarger</i>	CITY		VOL. <i>142</i>	
OTHER MEMBERS OF FAMILY				
NAME	RELATIONSHIP	AGE	BIRTHPLACE	
<i>Sadie</i>	<i>W</i>	<i>24</i>		
<i>Clara</i>	<i>D</i>	<i>5</i>		
<i>John</i>	<i>S</i>	<i>3</i>		
<i>Rose</i>	<i>D</i>	<i>2</i>		

FORM 10 636
1910 CENSUS INDEX - FAMILY

U. S. DEPARTMENT OF COMMERCE
BUREAU OF THE CENSUS

TEXAS

16'300		HEAD OF FAMILY		16 White Sam		E.D.	SHEET
COLOR	66	AGE	44	BIRTHPLACE		VOL.	58 111
COUNTY				Somervell	CITY		
OTHER MEMBERS OF FAMILY							
NAME		RELATIONSHIP	AGE	BIRTHPLACE			
1 Marta		W	28				

FORM 10 636
1910 CENSUS INDEX - FAMILY

U.S. DEPARTMENT OF COMMERCE
BUREAU OF THE CENSUS

TEXAS

HEAD OF FAMILY <i>W. J. H. Lane</i>		E.O. <i>73</i>	SHEET <i>24</i>
COLOR <i>B</i>	AGE <i>34</i>	BIRTHPLACE	
COUNTY <i>Jefferson</i>	CITY <i>Beaumont</i>		
OTHER MEMBERS OF FAMILY			
NAME	RELATIONSHIP	AGE	BIRTHPLACE
<i>Alice</i>	<i>w</i>	<i>30</i>	
<i>Bessie</i>	<i>D</i>	<i>11</i>	
<i>Alberta</i>	<i>D</i>	<i>5</i>	

FORM 10 636
1910 CENSUS INDEX - FAMILYU S DEPARTMENT OF COMMERCE
BUREAU OF THE CENSUS

TEXAS

W 300		HEAD OF FAMILY		Witt Sam		E.D.	SHEET
COLOR	W	AGE	35	BIRTHPLACE		71	209
COUNTY	Kinney			CITY		VOL.	82
OTHER MEMBERS OF FAMILY							
NAME		RELATIONSHIP	AGE	BIRTHPLACE			
Wack		B	30				
Perry		B	27				

FORM 10 636

1910 CENSUS INDEX - FAMILY

U S DEPARTMENT OF COMMERCE
BUREAU OF THE CENSUS

TEXAS

W300	HEAD OF FAMILY		Wood Sam		P. 95	SHEET 77
COLOR w	AGE 47	BIRTHPLACE Mo		VOL 11		
COUNTY Lamar				CITY		
OTHER MEMBERS OF FAMILY						
NAME		RELATIONSHIP	AGE	BIRTHPLACE		
/ Elaine		w	36			

FORM 10 636
1910 CENSUS INDEX - FAMILY

U. S. DEPARTMENT OF COMMERCE
BUREAU OF THE CENSUS

TEXAS

15300	HEAD OF FAMILY		E.O.	SHEET
COLOR	AGE	BIRTHPLACE	VOL.	
White	25	Wharton	147	411
COUNTY	CITY			
OTHER MEMBERS OF FAMILY				
NAME		RELATIONSHIP	AGE	BIRTHPLACE
Edwina		W	20	
Lee Anna		D	3	
James A.		D	10	

FORM 10-636
1910 CENSUS INDEX - FAMILY

U. S. DEPARTMENT OF COMMERCE
BUREAU OF THE CENSUS

TEXAS

W 302	NAME OF INDIVIDUAL <i>White, Sam</i>		E.O. 780	SHEET 131
COLOR <i>W</i>	AGE <i>19</i>	BIRTHPLACE <i>Ark</i>	VOL. <i>119</i>	
COUNTY		CITY <i>Rockwall</i>		
ENUMERATED WITH <i>Mrs. Finney Walter</i>				
RELATIONSHIP TO ABOVE				
<input type="checkbox"/> SON	<input type="checkbox"/> NEPHEW	<input type="checkbox"/> STEPSON		
<input type="checkbox"/> DAUGHTER	<input type="checkbox"/> NIECE	<input type="checkbox"/> STEPDAUGHTER		
<input type="checkbox"/> BROTHER	<input type="checkbox"/> FATHER-IN-LAW	<input type="checkbox"/> COUSIN		
<input type="checkbox"/> SISTER	<input type="checkbox"/> MOTHER-IN-LAW	<input checked="" type="checkbox"/> HIRED MAN		
<input type="checkbox"/> FATHER	<input type="checkbox"/> SON-IN-LAW	<input type="checkbox"/> ROOMER		
<input type="checkbox"/> MOTHER	<input type="checkbox"/> DAUGHTER-IN-LAW	<input type="checkbox"/> SERVANT		
<input type="checkbox"/> GRANDSON	<input type="checkbox"/> BROTHER-IN-LAW	<input type="checkbox"/> OTHER (Specify)		
<input type="checkbox"/> GRANDDAUGHTER	<input type="checkbox"/> SISTER-IN-LAW			
<input type="checkbox"/> GRANDCHILD	<input type="checkbox"/> ORPHAN			

FORM 10 637

1910 CENSUS INDEX - INDIVIDUAL

U. S. DEPARTMENT OF COMMERCE
BUREAU OF THE CENSUS

TEXAS

W-300	NAME OF INDIVIDUAL <i>White, Sam, Jr.</i>		E.D. <i>119</i>	SHEET <i>31</i>
COLOR <i>B</i>	AGE <i>1 1/2</i>	BIRTHPLACE	VOL. <i>118</i>	
COUNTY <i>noBERTSON</i>		CITY		
ENUMERATED WITH <i>* Mary, White</i>				
RELATIONSHIP TO ABOVE <i>* apparently white, Mary</i>				
<input type="checkbox"/> SON	<input type="checkbox"/> NEPHEW	<input type="checkbox"/> STEPSON		
<input type="checkbox"/> DAUGHTER	<input type="checkbox"/> NIECE	<input type="checkbox"/> STEPDAUGHTER		
<input type="checkbox"/> BROTHER	<input type="checkbox"/> FATHER-IN-LAW	<input type="checkbox"/> COUSIN		
<input type="checkbox"/> SISTER	<input type="checkbox"/> MOTHER-IN-LAW	<input type="checkbox"/> HIRED MAN		
<input type="checkbox"/> FATHER	<input type="checkbox"/> SON-IN-LAW	<input type="checkbox"/> ROOMER		
<input type="checkbox"/> MOTHER	<input type="checkbox"/> DAUGHTER-IN-LAW	<input type="checkbox"/> SERVANT		
<input type="checkbox"/> GRANDSON	<input type="checkbox"/> BROTHER-IN-LAW	<input checked="" type="checkbox"/> OTHER (Specify)		
<input type="checkbox"/> GRANDDAUGHTER	<input type="checkbox"/> SISTER-IN-LAW	<i>J. G. S.</i>		
<input type="checkbox"/> GRANDCHILD	<input type="checkbox"/> ORPHAN			

FORM 10-637
1970 CENSUS INDEX - INDIVIDUALU.S. DEPARTMENT OF COMMERCE
BUREAU OF THE CENSUS

TEXAS

W 300		NAME OF INDIVIDUAL <i>Witt, Sam</i>		E.D. <i>211</i>	SHEET <i>111</i>
COLOR <i>W</i>	AGE <i>6</i>	BIRTHPLACE <i>Okla</i>		VOL. <i>120</i>	
COUNTY <i>Runnels</i>		CITY			
ENUMERATED WITH <i>Cox, Joseph M</i>					
RELATIONSHIP TO ABOVE					
<input type="checkbox"/> SON	<input type="checkbox"/> NEPHEW	<input type="checkbox"/> STEPSON			
<input type="checkbox"/> DAUGHTER	<input type="checkbox"/> NIECE	<input type="checkbox"/> STEPDAUGHTER			
<input type="checkbox"/> BROTHER	<input type="checkbox"/> FATHER-IN-LAW	<input type="checkbox"/> COUSIN			
<input type="checkbox"/> SISTER	<input type="checkbox"/> MOTHER-IN-LAW	<input type="checkbox"/> HIRED MAN			
<input type="checkbox"/> FATHER	<input type="checkbox"/> SON-IN-LAW	<input type="checkbox"/> ROOMER			
<input type="checkbox"/> MOTHER	<input type="checkbox"/> DAUGHTER-IN-LAW	<input type="checkbox"/> SERVANT			
<input type="checkbox"/> GRANDSON	<input type="checkbox"/> BROTHER-IN-LAW	<input type="checkbox"/> OTHER (Specify)			
<input type="checkbox"/> GRANDDAUGHTER	<input type="checkbox"/> SISTER-IN-LAW				
<input type="checkbox"/> GRANDCHILD	<input type="checkbox"/> ORPHAN				

FORM-10-637
1910 CENSUS INDEX - INDIVIDUAL

U. S. DEPARTMENT OF COMMERCE
BUREAU OF THE CENSUS

TEXAS

1. 300	HEAD OF FAMILY <i>White, Sam</i>		E.P. <i>133</i>	SHEET <i>287</i>
COLOR <i>B.</i>	AGE <i>30</i>	BIRTHPLACE -	VOL. <i>119</i>	
COUNTY <i>Sabine</i>		CITY		
OTHER MEMBERS OF FAMILY				
NAME		RELATIONSHIP	AGE	BIRTHPLACE
<i>Mabel</i>		<i>W</i>	<i>24</i>	
<i>Eula B</i>		<i>D</i>	<i>8</i>	
<i>Jessie</i>		<i>S</i>	<i>6</i>	
<i>Bessie</i>		<i>D</i>	<i>4</i>	

FORM 10-536
1910 CENSUS INDEX - FAMILY

U. S. DEPARTMENT OF COMMERCE
BUREAU OF THE CENSUS

TEXAS

U 300	HEAD OF FAMILY <i>Wood, Wm.</i>		E.D. 57	SHEET 2
COLOR W	AGE 35	BIRTHPLACE	VOL. 121	
COUNTY Rusk	CITY			
OTHER MEMBERS OF FAMILY				
NAME	RELATIONSHIP	AGE	BIRTHPLACE	
<i>Wm.</i>	<i>M.</i>	<i>70</i>	<i> Tenn.</i>	
<i>Georgia</i>	<i>W.</i>	<i>20</i>		

FORM 10-636
1910 CENSUS INDEX - FAMILY

U. S. DEPARTMENT OF COMMERCE
BUREAU OF THE CENSUS

TEXAS

W.300	HEAD OF FAMILY		Wad Sam		E.D.	SHEET
COLOR B	AGE 31	BIRTHPLACE		-	107	78
COUNTY	Washington		CITY	VOL. 146		
OTHER MEMBERS OF FAMILY						
NAME		RELATIONSHIP	AGE	BIRTHPLACE		
Martha		W	28			
Willie		S	11			
E. C. Coker		S	11			
Ira		S	8			
Felda		D	3			
Sandy		D	2			

FORM 10-636
1910 CENSUS INDEX - FAMILY

U. S. DEPARTMENT OF COMMERCE
BUREAU OF THE CENSUS

TEXAS

- (1300)		HEAD OF FAMILY		E.D.	SHEET
White, Jack				89	120
COLOR	AGE	BIRTHPLACE		VOL.	
W	65	-		104	
COUNTY			CITY		
Polk					
OTHER MEMBERS OF FAMILY					
NAME		RELATIONSHIP	AGE	BIRTHPLACE	
Lillian		W	65		
Jack		S	14		
Eugene		W	18		

FORM 10 636
1910 CENSUS INDEX - FAMILY

U. S. DEPARTMENT OF COMMERCE
BUREAU OF THE CENSUS

TEXAS

102300	HEAD OF FAMILY Wade Lon		E.D. 224	SHEET 211
COLOR W	AGE 20	BIRTHPLACE Mo	VOL. 141	
COUNTY -	Wichita	CITY Wichita Falls		
OTHER MEMBERS OF FAMILY				
NAME		RELATIONSHIP	AGE	BIRTHPLACE
Ella		W	20	Ark
Ladney		S	2	
Loret		S	2 1/2	
-				
-				
-				
-				

FORM 10-636
1910 CENSUS INDEX - FAMILY

U. S. DEPARTMENT OF COMMERCE
BUREAU OF THE CENSUS

10300		HEAD OF FAMILY		TEXAS	
COLOR	B	AGE	40	E.D.	40
COUNTY	Hays		BIRTHPLACE	SHEET	
			CITY	73	
OTHER MEMBERS OF FAMILY					
NAME		RELATIONSHIP	AGE	BIRTHPLACE	
Mattie		w	40		

FORM 10 636
 1910 CENSUS INDEX - FAMILY

U.S. DEPARTMENT OF COMMERCE
 BUREAU OF THE CENSUS

N300		HEAD OF FAMILY		TEXAS	
COLOR	AGE	BIRTHPLACE	E.D.	SHEET	
W	44	Russia	13	6	
COUNTY		Baylor	CITY		
OTHER MEMBERS OF FAMILY					
NAME	RELATIONSHIP	AGE	BIRTHPLACE		
Lida	W	42	Russia		
Bettie	D	21	"		
Mary	D	19	Kansas		
Ida	D	17	"		
Emma	D	15	"		
Sam	S	13	"		
Lydia	D	11	"		

FORM 10-636A

1910 CENSUS INDEX - INDIVIDUAL

U.S. DEPARTMENT OF COMMERCE
BUREAU OF THE CENSUS

TEXAS

W 300		HEAD OF FAMILY		White, Sam		ED.	SHEET
B		AGE	BIRTHPLACE		VOL.		
		68			112		
COUNTY				CITY			
Orange							
OTHER MEMBERS OF FAMILY							
NAME		RELATIONSHIP	AGE	BIRTHPLACE			
Susan		W	46				
Helen		S	15				
Garry		D	14				
Theresa		D	12				
Henry		S	10				
Adolph		S	7				
Fred		S	5				

FORM 10-536A

1910 CENSUS INDEX - INDIVIDUAL

U. S. DEPARTMENT OF COMMERCE
BUREAU OF THE CENSUS

TEXAS

W 300	HEAD OF FAMILY <i>Wood Sam</i>		E.D. <i>211</i>	SHEET <i>203</i>
COLOR <i>W</i>	AGE <i>58</i>	BIRTHPLACE <i>Tenn</i>	VOL. <i>120</i>	
COUNTY	<i>Runnels</i>		CITY	
OTHER MEMBERS OF FAMILY				
	NAME	RELATIONSHIP	AGE	BIRTHPLACE
	<i>Sallie</i>	<i>W</i>	<i>42</i>	
	<i>Robert</i>	<i>S</i>	<i>20</i>	
	<i>Frank</i>	<i>S</i>	<i>17</i>	
	<i>Willie</i>	<i>D</i>	<i>15</i>	
	<i>Archer</i>	<i>S</i>	<i>14</i>	
	<i>Marshall</i>	<i>S</i>	<i>12</i>	
	<i>Curtis</i>	<i>S</i>	<i>11</i>	

FORM 10-636A

1910 CENSUS INDEX - INDIVIDUAL

U.S. DEPARTMENT OF COMMERCE
BUREAU OF THE CENSUS

W 300		HEAD OF FAMILY		White, Saml.		TEXAS	
COLOR	B	AGE	33	BIRTHPLACE		S.B.	25
COUNTY	Colorado			CITY		SHEET	2
VOL. 28							
OTHER MEMBERS OF FAMILY							
NAME		RELATIONSHIP	AGE	BIRTHPLACE			
Gussie		W	32				
Mace		S	12				
Fritz		S	11				
Aaron		S	10				
Clara		S	7				
Pearl		S	5				
David		S	3				

FORM 10-636A
 1910 CENSUS INDEX - INDIVIDUAL

U.S. DEPARTMENT OF COMMERCE
 BUREAU OF THE CENSUS

TEXAS

W 300		NAME OF INDIVIDUAL		E.O.	SHEET
		White Sam		54	347
COLOR	AGE	BIRTHPLACE	VOL.		
W	42		49		
COUNTY			CITY		
Falls					
ENUMERATED WITH					
White Sue					
RELATIONSHIP TO ABOVE					
<input type="checkbox"/> SON	<input type="checkbox"/> NEPHEW	<input type="checkbox"/> STEPSON			
<input type="checkbox"/> DAUGHTER	<input type="checkbox"/> NIECE	<input type="checkbox"/> STEPDAUGHTER			
<input checked="" type="checkbox"/> BROTHER	<input type="checkbox"/> FATHER-IN-LAW	<input type="checkbox"/> COUSIN			
<input type="checkbox"/> SISTER	<input type="checkbox"/> MOTHER-IN-LAW	<input type="checkbox"/> HIRED MAN			
<input type="checkbox"/> FATHER	<input type="checkbox"/> SON-IN-LAW	<input type="checkbox"/> ROOMER			
<input type="checkbox"/> MOTHER	<input type="checkbox"/> DAUGHTER-IN-LAW	<input type="checkbox"/> SERVANT			
<input type="checkbox"/> GRANDSON	<input type="checkbox"/> BROTHER-IN-LAW	<input type="checkbox"/> OTHER (Specify)			
<input type="checkbox"/> GRANDDAUGHTER	<input type="checkbox"/> SISTER-IN-LAW				
<input type="checkbox"/> GRANDCHILD	<input type="checkbox"/> ORPHAN				

FORM 10 637

1910 CENSUS INDEX - INDIVIDUAL

U. S. DEPARTMENT OF COMMERCE
BUREAU OF THE CENSUS

TEXAS

W300	HEAD OF FAMILY <i>W. J. Smith</i>		E.D. 12	SHEET 9
COLOR <i>B</i>	AGE 64	BIRTHPLACE <i>Ga.</i>	VOL. 5	
COUNTY <i>Bastrop</i>	CITY			
OTHER MEMBERS OF FAMILY				
NAME	RELATIONSHIP	AGE	BIRTHPLACE	
<i>Mary G. Johnson</i>	<i>W</i>	<i>54</i>	<i>Ga.</i>	
<i>Walter</i>	<i>C</i>	<i>11</i>		

FORM 10-636
1910 CENSUS INDEX - FAMILY

U.S. DEPARTMENT OF COMMERCE
BUREAU OF THE CENSUS

TEXAS

W300	HEAD OF FAMILY Wright Sam		E.D. 5	SHEET 11
COLOR W	AGE 38	BIRTHPLACE	VOL. 5	
COUNTY Bastrop		CITY		
OTHER MEMBERS OF FAMILY				
NAME		RELATIONSHIP	AGE	BIRTHPLACE
J. Lewis		5	6	

FORM 10-636
1910 CENSUS INDEX - FAMILY

U. S. DEPARTMENT OF COMMERCE
BUREAU OF THE CENSUS

W. 300		HEAD OF FAMILY		TEXAS	
COLOR	AGE	BIRTHPLACE		E.D.	SHEET
B	40	Iowa		5	9
COUNTY				VOL.	
Bastrop				5	
CITY					
OTHER MEMBERS OF FAMILY					
NAME		RELATIONSHIP	AGE	BIRTHPLACE	
W. 300					
Mary		W	38		

FORM 10-636
 1910 CENSUS INDEX - FAMILY

U.S. DEPARTMENT OF COMMERCE
 BUREAU OF THE CENSUS

TEXAS

W300		HEAD OF FAMILY		Wheat Sam		E.D.	SHEET
8		9					
COLOR	AGE	BIRTHPLACE				VOL.	
M4	30					5	
COUNTY				Bastrop		CITY	
OTHER MEMBERS OF FAMILY							
NAME				RELATIONSHIP	AGE	BIRTHPLACE	
Mary				W	27		
Bessie				D	9		
Sam				S	7		
Fannie				S	5		
Babe				S	1 1/2		

FORM 10-636

1910 CENSUS INDEX - FAMILY

U.S. DEPARTMENT OF COMMERCE
BUREAU OF THE CENSUS

TEXAS

1130		HEAD OF FAMILY <i>White Sam</i>		E.D. 19	SHEET 16
COLOR <i>Bl</i>	AGE 38	BIRTHPLACE <i>Miss.</i>		VOL. 33	
COUNTY <i>Dallas</i>			CITY		
OTHER MEMBERS OF FAMILY					
NAME		RELATIONSHIP	AGE	BIRTHPLACE	
<i>1. Lela</i>		<i>w</i>	<i>30</i>		
<i>and 1 Ro.</i>					

FORM 10-636

1910 CENSUS INDEX - FAMILY

U.S. DEPARTMENT OF COMMERCE
BUREAU OF THE CENSUS

TEXAS

W 3000		NAME OF INDIVIDUAL <i>White, Sam</i>		E.D. 9	SHEET 2
COLOR W	AGE 27	BIRTHPLACE <i>La.</i>		VOL. 15	
COUNTY			CITY		
ENUMERATED WITH <i>Bowie</i>			<i>Levelland</i>		
RELATIONSHIP TO ABOVE <i>M. P.</i>					
<input type="checkbox"/> SON	<input type="checkbox"/> NEPHEW	<input type="checkbox"/> STEPSON			
<input type="checkbox"/> DAUGHTER	<input type="checkbox"/> NIECE	<input type="checkbox"/> STEPDAUGHTER			
<input type="checkbox"/> BROTHER	<input type="checkbox"/> FATHER-IN-LAW	<input type="checkbox"/> COUSIN			
<input type="checkbox"/> SISTER	<input type="checkbox"/> MOTHER-IN-LAW	<input type="checkbox"/> HIRED MAN			
<input type="checkbox"/> FATHER	<input type="checkbox"/> SON-IN-LAW	<input checked="" type="checkbox"/> ROOMER			
<input type="checkbox"/> MOTHER	<input type="checkbox"/> DAUGHTER-IN-LAW	<input type="checkbox"/> SERVANT			
<input type="checkbox"/> GRANDSON	<input type="checkbox"/> BROTHER-IN-LAW	<input type="checkbox"/> OTHER (Specify)			
<input type="checkbox"/> GRANDDAUGHTER	<input type="checkbox"/> SISTER-IN-LAW				
<input type="checkbox"/> GRANDCHILD	<input type="checkbox"/> ORPHAN				

FORM 10-637
1910 CENSUS INDEX - INDIVIDUALU. S. DEPARTMENT OF COMMERCE
BUREAU OF THE CENSUS

TEXAS

LW 300		NAME OF INDIVIDUAL W. L. White, Sam		E.D. 113	SHEET 284
COLOR B	AGE 23	BIRTHPLACE		VOL. 110	
COUNTY Newton			CITY		
ENUMERATED WITH Sewer, Mary					
RELATIONSHIP TO ABOVE					
<input type="checkbox"/> SON	<input type="checkbox"/> NEPHEW	<input type="checkbox"/> STEPSON			
<input type="checkbox"/> DAUGHTER	<input type="checkbox"/> NIECE	<input type="checkbox"/> STEPDAUGHTER			
<input type="checkbox"/> BROTHER	<input type="checkbox"/> FATHER-IN-LAW	<input type="checkbox"/> COUSIN			
<input type="checkbox"/> SISTER	<input type="checkbox"/> MOTHER-IN-LAW	<input type="checkbox"/> HIRED MAN			
<input type="checkbox"/> FATHER	<input type="checkbox"/> SON-IN-LAW	<input checked="" type="checkbox"/> ROOMER			
<input type="checkbox"/> MOTHER	<input type="checkbox"/> DAUGHTER-IN-LAW	<input type="checkbox"/> SERVANT			
<input type="checkbox"/> GRANDSON	<input type="checkbox"/> BROTHER-IN-LAW	<input type="checkbox"/> OTHER (Specify)			
<input type="checkbox"/> GRANDDAUGHTER	<input type="checkbox"/> SISTER-IN-LAW				
<input type="checkbox"/> GRANDCHILD	<input type="checkbox"/> ORPHAN				

FORM 10 637
1910 CENSUS INDEX - INDIVIDUAL

U.S. DEPARTMENT OF COMMERCE
BUREAU OF THE CENSUS

TEXAS

W 300	NAME OF INDIVIDUAL <i>White Sam</i>		E.D. 103	SHEET 58
COLOR <i>W</i>	AGE 42	BIRTHPLACE <i>La</i>	VOL. 100	
COUNTY Marion		CITY		
ENUMERATED WITH <i>Smith William J</i>				
RELATIONSHIP TO ABOVE				
<input type="checkbox"/> SON	<input type="checkbox"/> NEPHEW	<input type="checkbox"/> STEPSON		
<input type="checkbox"/> DAUGHTER	<input type="checkbox"/> NIECE	<input type="checkbox"/> STEPDAUGHTER		
<input type="checkbox"/> BROTHER	<input type="checkbox"/> FATHER-IN-LAW	<input type="checkbox"/> COUSIN		
<input type="checkbox"/> SISTER	<input type="checkbox"/> MOTHER-IN-LAW	<input type="checkbox"/> HIRED MAN		
<input type="checkbox"/> FATHER	<input type="checkbox"/> SON-IN-LAW	<input checked="" type="checkbox"/> ROOMER		
<input type="checkbox"/> MOTHER	<input type="checkbox"/> DAUGHTER-IN-LAW	<input type="checkbox"/> SERVANT		
<input type="checkbox"/> GRANDSON	<input type="checkbox"/> BROTHER-IN-LAW	<input type="checkbox"/> OTHER (Specify)		
<input type="checkbox"/> GRANDDAUGHTER	<input type="checkbox"/> SISTER-IN-LAW			
<input type="checkbox"/> GRANDCHILD	<input type="checkbox"/> ORPHAN			

FORM 10.637
1910 CENSUS INDEX - INDIVIDUAL

U.S. DEPARTMENT OF COMMERCE
BUREAU OF THE CENSUS

TEXAS

u 300	HEAD OF FAMILY White Sam		E.D. 4	SHEET 1
COLOR B	AGE 35	BIRTHPLACE		VOL. 6
COUNTY Brazos		CITY		
OTHER MEMBERS OF FAMILY				
NAME		RELATIONSHIP	AGE	BIRTHPLACE
White Mearne		W	21	

FORM 10-636
1910 CENSUS INDEX - FAMILY

U. S. DEPARTMENT OF COMMERCE
BUREAU OF THE CENSUS

W300		NAME OF INDIVIDUAL		TEXAS	
COLOR	White	AGE	Sam	E.O.	SHEET
B	15	BIRTHPLACE		7	8
COUNTY	Austin	CITY		VOL.	3
ENUMERATED WITH					
Bailey Charles Bell					
RELATIONSHIP TO ABOVE					
<input checked="" type="checkbox"/> SON	<input type="checkbox"/> NEPHEW	<input type="checkbox"/> STEPSON			
<input type="checkbox"/> DAUGHTER	<input type="checkbox"/> NIECE	<input type="checkbox"/> STEPDAUGHTER			
<input type="checkbox"/> BROTHER	<input type="checkbox"/> FATHER-IN-LAW	<input type="checkbox"/> COUSIN			
<input type="checkbox"/> SISTER	<input type="checkbox"/> MOTHER-IN-LAW	<input type="checkbox"/> HIRED MAN			
<input type="checkbox"/> FATHER	<input type="checkbox"/> SON-IN-LAW	<input type="checkbox"/> ROOMER			
<input type="checkbox"/> MOTHER	<input type="checkbox"/> DAUGHTER-IN-LAW	<input type="checkbox"/> SERVANT			
<input type="checkbox"/> GRANDSON	<input type="checkbox"/> BROTHER-IN-LAW	<input type="checkbox"/> OTHER (Specify)			
<input type="checkbox"/> GRANDDAUGHTER	<input type="checkbox"/> SISTER-IN-LAW				
<input type="checkbox"/> GRANDCHILD	<input type="checkbox"/> ORPHAN				

FCRM 10.637

1910 CENSUS INDEX - INDIVIDUAL

U.S. DEPARTMENT OF COMMERCE
BUREAU OF THE CENSUS

TEXAS

W300		NAME OF INDIVIDUAL		White Sam		E.D.	SHEET
COLOR	W	AGE	17	BIRTHPLACE		3	17
COUNTY				Atascosa	CITY	VOL. 4	
ENUMERATED WITH							
Esquivel Gregorio							
RELATIONSHIP TO ABOVE							
<input type="checkbox"/> SON	<input type="checkbox"/> NEPHEW	<input type="checkbox"/> STEPSON					
<input type="checkbox"/> DAUGHTER	<input type="checkbox"/> NIECE	<input type="checkbox"/> STEPDAUGHTER					
<input type="checkbox"/> BROTHER	<input type="checkbox"/> FATHER-IN-LAW	<input type="checkbox"/> COUSIN					
<input type="checkbox"/> SISTER	<input type="checkbox"/> MOTHER-IN-LAW	<input type="checkbox"/> HIRED MAN					
<input type="checkbox"/> FATHER	<input type="checkbox"/> SON-IN-LAW	<input checked="" type="checkbox"/> ROOMER					
<input type="checkbox"/> MOTHER	<input type="checkbox"/> DAUGHTER-IN-LAW	<input type="checkbox"/> SERVANT					
<input type="checkbox"/> GRANDSON	<input type="checkbox"/> BROTHER-IN-LAW	<input type="checkbox"/> OTHER (Specify)					
<input type="checkbox"/> GRANDDAUGHTER	<input type="checkbox"/> SISTER-IN-LAW						
<input type="checkbox"/> GRANDCHILD	<input type="checkbox"/> ORPHAN						

FORM 10 637
1910 CENSUS INDEX - INDIVIDUALU. S. DEPARTMENT OF COMMERCE
BUREAU OF THE CENSUS

TEXAS

11300	NAME OF INDIVIDUAL <i>Waldo Salvando</i>		E.D. 41	SHEET 98
COLOR <i>Et</i>	AGE 48	BIRTHPLACE <i>Mex</i>	VOL. - 73	
COUNTY Hays		CITY		
ENUMERATED WITH <i>Waldo Pfeil</i>				
RELATIONSHIP TO ABOVE				
<input type="checkbox"/> SON <input type="checkbox"/> DAUGHTER <input checked="" type="checkbox"/> BROTHER <input type="checkbox"/> SISTER <input type="checkbox"/> FATHER <input type="checkbox"/> MOTHER <input type="checkbox"/> GRANDSON <input type="checkbox"/> GRANDDAUGHTER <input type="checkbox"/> GRANDCHILD	<input type="checkbox"/> NEPHEW <input type="checkbox"/> NIECE <input type="checkbox"/> FATHER-IN-LAW <input type="checkbox"/> MOTHER-IN-LAW <input type="checkbox"/> SON-IN-LAW <input type="checkbox"/> DAUGHTER-IN-LAW <input type="checkbox"/> BROTHER-IN-LAW <input type="checkbox"/> SISTER-IN-LAW <input type="checkbox"/> ORPHAN	<input type="checkbox"/> STEPSON <input type="checkbox"/> STEPDAUGHTER <input type="checkbox"/> COUSIN <input type="checkbox"/> HIRED MAN <input type="checkbox"/> ROOMER <input type="checkbox"/> SERVANT <input type="checkbox"/> OTHER (<i>Specify</i>)		

FORM 10 637
1910 CENSUS INDEX - INDIVIDUAL

U. S. DEPARTMENT OF COMMERCE
BUREAU OF THE CENSUS

TEXAS

W 300	HEAD OF FAMILY White Salomon		E.D. 113	SHEET 208
COLOR B	AGE 50	BIRTHPLACE		VOL. 110
COUNTY Newton			CITY	
OTHER MEMBERS OF FAMILY				
NAME		RELATIONSHIP	AGE	BIRTHPLACE
Lucinda		W	45	
Bernice		S	10	
Bennett		D	8	
Salomon		S	6	
Mary		D	4	
Charley		S	7/12	
Pearl, Silt		SS	19	

FORM 10-636A

1910 CENSUS INDEX - INDIVIDUAL

U.S. DEPARTMENT OF COMMERCE
BUREAU OF THE CENSUS

TEXAS

W 300		NAME OF INDIVIDUAL Waddy Kelly		E.D. 107	SHEET 81
COLOR B	AGE 23	BIRTHPLACE OK		VOL. 66	
COUNTY Harris			CITY Houston		
ENUMERATED WITH Hill, Molly					
RELATIONSHIP TO ABOVE					
<input type="checkbox"/> SON	<input type="checkbox"/> NEPHEW	<input type="checkbox"/> STEPSON			
<input type="checkbox"/> DAUGHTER	<input type="checkbox"/> NIECE	<input type="checkbox"/> STEPDAUGHTER			
<input type="checkbox"/> BROTHER	<input type="checkbox"/> FATHER-IN-LAW	<input checked="" type="checkbox"/> COUSIN			
<input type="checkbox"/> SISTER	<input type="checkbox"/> MOTHER-IN-LAW	<input type="checkbox"/> HIRED MAN			
<input type="checkbox"/> FATHER	<input type="checkbox"/> SON-IN-LAW	<input type="checkbox"/> ROOMER			
<input type="checkbox"/> MOTHER	<input type="checkbox"/> DAUGHTER-IN-LAW	<input type="checkbox"/> SERVANT			
<input type="checkbox"/> GRANDSON	<input type="checkbox"/> BROTHER-IN-LAW	<input type="checkbox"/> OTHER (Specify)			
<input type="checkbox"/> GRANDDAUGHTER	<input type="checkbox"/> SISTER-IN-LAW				
<input type="checkbox"/> GRANDCHILD	<input type="checkbox"/> ORPHAN				

FORM 10-637
1970 CENSUS INDEX - INDIVIDUAL

U. S. DEPARTMENT OF COMMERCE
BUREAU OF THE CENSUS

TEXAS

W 300		HEAD OF FAMILY		E.D.	SHEET
W		W. Hite Galley		28	134
COLOR	AGE	BIRTHPLACE		VOL.	
W	37	Ala		55	
COUNTY			CITY		
Galveston			Galveston		
OTHER MEMBERS OF FAMILY					
NAME		RELATIONSHIP	AGE	BIRTHPLACE	
A / W					

FORM 10 636
1910 CENSUS INDEX - FAMILY

U S DEPARTMENT OF COMMERCE
BUREAU OF THE CENSUS

TEXAS

W 300		HEAD OF FAMILY		E.D.		SHEET	
White - Sarah S		87		118			
COLOR	AGE	BIRTHPLACE		VOL.			
W	62	Miss		61			
COUNTY			CITY				
Grayson			Denison				
OTHER MEMBERS OF FAMILY							
NAME		RELATIONSHIP	AGE	BIRTHPLACE			
H. H.							

FORM 10-638

1910 CENSUS INDEX - FAMILY

U. S. DEPARTMENT OF COMMERCE
BUREAU OF THE CENSUS

TEXAS

^W 300	NAME OF INDIVIDUAL <i>White Sallie L</i>		E.D. 49	SHEET 75
COLOR <i>W</i>	AGE 71	BIRTHPLACE	VOL. 34	
COUNTY <i>Dallas</i>		CITY <i>Dallas</i>		
ENUMERATED WITH <i>White R. M.</i>				
RELATIONSHIP TO ABOVE				
<input type="checkbox"/> SON	<input type="checkbox"/> NEPHEW.	<input type="checkbox"/> STEPSON		
<input type="checkbox"/> DAUGHTER	<input type="checkbox"/> NIECE	<input type="checkbox"/> STEPDAUGHTER		
<input type="checkbox"/> BROTHER	<input type="checkbox"/> FATHER-IN-LAW	<input type="checkbox"/> COUSIN		
<input type="checkbox"/> SISTER	<input checked="" type="checkbox"/> MOTHER-IN-LAW	<input type="checkbox"/> HIRED MAN		
<input type="checkbox"/> FATHER	<input type="checkbox"/> SON-IN-LAW	<input type="checkbox"/> ROOMER		
<input type="checkbox"/> MOTHER	<input type="checkbox"/> DAUGHTER-IN-LAW	<input type="checkbox"/> SERVANT		
<input type="checkbox"/> GRANDSON	<input type="checkbox"/> BROTHER-IN-LAW	<input type="checkbox"/> OTHER (Specify)		
<input type="checkbox"/> GRANDDAUGHTER	<input type="checkbox"/> SISTER-IN-LAW			
<input type="checkbox"/> GRANDCHILD	<input type="checkbox"/> ORPHAN			

FORM 19-637
1910 CENSUS INDEX - INDIVIDUAL

U. S. DEPARTMENT OF COMMERCE
BUREAU OF THE CENSUS

TEXAS

W300	NAME OF INDIVIDUAL Matt Sallie J		E.D. 21	SHEET 150
COLOR W	AGE 76	BIRTHPLACE LC	VOL. 11	
COUNTY Bexar	CITY San Antonio			
ENUMERATED WITH Hill Joe L				
RELATIONSHIP TO ABOVE				
<input type="checkbox"/> SON	<input type="checkbox"/> NEPHEW	<input type="checkbox"/> STEPSON		
<input type="checkbox"/> DAUGHTER	<input type="checkbox"/> NIECE	<input type="checkbox"/> STEPDAUGHTER		
<input type="checkbox"/> BROTHER	<input type="checkbox"/> FATHER-IN-LAW	<input type="checkbox"/> COUSIN		
<input type="checkbox"/> SISTER	<input type="checkbox"/> MOTHER-IN-LAW	<input type="checkbox"/> HIRED MAN		
<input type="checkbox"/> FATHER	<input type="checkbox"/> SON-IN-LAW	<input type="checkbox"/> ROOMER		
<input type="checkbox"/> MOTHER	<input type="checkbox"/> DAUGHTER-IN-LAW	<input type="checkbox"/> SERVANT		
<input type="checkbox"/> GRANDSON	<input type="checkbox"/> BROTHER-IN-LAW	<input checked="" type="checkbox"/> OTHER (Specify)		
<input type="checkbox"/> GRANDDAUGHTER	<input type="checkbox"/> SISTER-IN-LAW	a		
<input type="checkbox"/> GRANDCHILD	<input type="checkbox"/> ORPHAN			

FORM 10-637
1910 CENSUS INDEX - INDIVIDUAL

U. S. DEPARTMENT OF COMMERCE
BUREAU OF THE CENSUS

TEXAS

10300		HEAD OF FAMILY		E.D.	SHEET
		White, Sallie F		23	323
COLOR	AGE	BIRTHPLACE		VOL.	
w	58	Ark		48	
COUNTY	Erath		CITY		
OTHER MEMBERS OF FAMILY					
NAME		RELATIONSHIP	AGE	BIRTHPLACE	
1 Sallie C.		S	24		

FORM 10-636
1910 CENSUS INDEX - FAMILY

U. S. DEPARTMENT OF COMMERCE
BUREAU OF THE CENSUS

TEXAS

6300		HEAD OF FAMILY		E.D.		SHEET	
COLOR		AGE		BIRTHPLACE		VOL.	
100		27				71	
COUNTY				CITY			
Harrison							
OTHER MEMBERS OF FAMILY							
NAME		RELATIONSHIP		AGE		BIRTHPLACE	
Lucy		S		23			
Charney		S		17			

FORM 10 636

1910 CENSUS INDEX - FAMILY

U.S. DEPARTMENT OF COMMERCE
BUREAU OF THE CENSUS

TEXAS

W300	HEAD OF FAMILY Wood, Sattie C.		E.O. 71	SHEET 176
COLOR W	AGE 50	BIRTHPLACE	VOL. 137	
COUNTY Travis	CITY Austin			
OTHER MEMBERS OF FAMILY				
	NAME	RELATION- SHIP	AGE	BIRTHPLACE
	Walter	S	23	
	Lo	S	17	
	Winnie	D	17	
	Nancy	S	25	

FORM 10-636
1910 CENSUS INDEX - FAMILY

U. S. DEPARTMENT OF COMMERCE
BUREAU OF THE CENSUS

TEXAS

W 300	NAME OF INDIVIDUAL Wood Sallie		E.D. 149	SHEET 71
COLOR B	AGE 23	BIRTHPLACE -	VOL. 106	
COUNTY Montgomery		CITY		
ENUMERATED WITH Williams Willie				
RELATIONSHIP TO ABOVE				
<input type="checkbox"/> SON	<input type="checkbox"/> NEPHEW	<input type="checkbox"/> STEPSON		
<input type="checkbox"/> DAUGHTER	<input type="checkbox"/> NIECE	<input type="checkbox"/> STEPDAUGHTER		
<input type="checkbox"/> BROTHER	<input type="checkbox"/> FATHER-IN-LAW	<input type="checkbox"/> COUSIN		
<input type="checkbox"/> SISTER	<input type="checkbox"/> MOTHER-IN-LAW	<input type="checkbox"/> HIRED MAN		
<input type="checkbox"/> FATHER	<input type="checkbox"/> SON-IN-LAW	<input checked="" type="checkbox"/> ROOMER		
<input type="checkbox"/> MOTHER	<input type="checkbox"/> DAUGHTER-IN-LAW	<input type="checkbox"/> SERVANT		
<input type="checkbox"/> GRANDSON	<input type="checkbox"/> BROTHER-IN-LAW	<input type="checkbox"/> OTHER (Specify)		
<input type="checkbox"/> GRANDDAUGHTER	<input type="checkbox"/> SISTER-IN-LAW	_____		
<input type="checkbox"/> GRANDCHILD	<input type="checkbox"/> ORPHAN	_____		

FORM 10 637
1910 CENSUS INDEX - INDIVIDUAL

U S DEPARTMENT OF COMMERCE
BUREAU OF THE CENSUS

TEXAS

HEAD OF FAMILY <i>Wife: Sallie</i>		E.D. <i>71</i>	SHEET <i>174</i>
COLOR <i>B</i>	AGE <i>23</i>	BIRTHPLACE	
COUNTY <i>Harris</i>	CITY <i>Houston</i>		VOL. <i>67</i>
OTHER MEMBERS OF FAMILY			
NAME		RELATIONSHIP	AGE
<i>Wife Sallie</i>		<i>C</i>	<i>18</i>
<i>Johnnie Marie</i>		<i>C</i>	<i>10 1/2</i>
<i>Low Jesse</i>		<i>C</i>	<i>24</i>

FORM 10 636
1910 CENSUS INDEX - FAMILY

U. S. DEPARTMENT OF COMMERCE
BUREAU OF THE CENSUS

TEXAS

U300	NAME OF INDIVIDUAL Fusoid Lallie		E.O. 42	SHEET 299
COLOR W	AGE 28	BIRTHPLACE Ala	VOL. 30	
COUNTY Delta		CITY Cooper		
ENUMERATED WITH Bannon James M.				
RELATIONSHIP TO ABOVE				
<input type="checkbox"/> SON	<input type="checkbox"/> NEPHEW	<input type="checkbox"/> STEPSON		
<input type="checkbox"/> DAUGHTER	<input type="checkbox"/> NIECE	<input type="checkbox"/> STEPDAUGHTER		
<input type="checkbox"/> BROTHER	<input type="checkbox"/> FATHER-IN-LAW	<input type="checkbox"/> COUSIN		
<input type="checkbox"/> SISTER	<input type="checkbox"/> MOTHER-IN-LAW	<input type="checkbox"/> HIRED MAN		
<input type="checkbox"/> FATHER	<input type="checkbox"/> SON-IN-LAW	<input type="checkbox"/> ROOMER		
<input type="checkbox"/> MOTHER	<input type="checkbox"/> DAUGHTER-IN-LAW	<input type="checkbox"/> SERVANT		
<input type="checkbox"/> GRANDSON	<input type="checkbox"/> BROTHER-IN-LAW	<input checked="" type="checkbox"/> OTHER (Specify)		
<input type="checkbox"/> GRANDDAUGHTER	<input type="checkbox"/> SISTER-IN-LAW	L.		
<input type="checkbox"/> GRANDCHILD	<input type="checkbox"/> ORPHAN			

FORM 10-637
1910 CENSUS INDEX - INDIVIDUAL

U. S. DEPARTMENT OF COMMERCE
BUREAU OF THE CENSUS

TEXAS

W300		NAME OF INDIVIDUAL <i>White, Sallie</i>		E.D. 82	SHEET 270
COLOR W	AGE 60	BIRTHPLACE <i>La</i>		VOL. 59	
COUNTY <i>Gonzales</i>		CITY <i>Gonzales</i>			
ENUMERATED WITH <i>White, Jarred S.</i>					
RELATIONSHIP TO ABOVE					
<input type="checkbox"/> SON	<input type="checkbox"/> NEPHEW	<input type="checkbox"/> STEPSON			
<input type="checkbox"/> DAUGHTER	<input type="checkbox"/> NIECE	<input type="checkbox"/> STEPDAUGHTER			
<input type="checkbox"/> BROTHER	<input type="checkbox"/> FATHER-IN-LAW	<input type="checkbox"/> COUSIN			
<input type="checkbox"/> SISTER	<input type="checkbox"/> MOTHER-IN-LAW	<input type="checkbox"/> HIRED MAN,			
<input type="checkbox"/> FATHER	<input type="checkbox"/> SON-IN-LAW	<input type="checkbox"/> ROOMER			
<input checked="" type="checkbox"/> MOTHER	<input type="checkbox"/> DAUGHTER-IN-LAW	<input type="checkbox"/> SERVANT			
<input type="checkbox"/> GRANDSON	<input type="checkbox"/> BROTHER-IN-LAW	<input type="checkbox"/> OTHER (Specify)			
<input type="checkbox"/> GRANDDAUGHTER	<input type="checkbox"/> SISTER-IN-LAW				
<input type="checkbox"/> GRANDCHILD	<input type="checkbox"/> ORPHAN				

FORM 10-637
1910 CENSUS INDEX - INDIVIDUAL

U.S. DEPARTMENT OF COMMERCE
BUREAU OF THE CENSUS

TEXAS

W300	NAME OF INDIVIDUAL Wysst Lollie		E.D. 11	SHEET 8
COLOR W	AGE 24	BIRTHPLACE	VOL. 1	
COUNTY Anderson		CITY Palestine		
ENUMERATED WITH Wysst Walter				
RELATIONSHIP TO ABOVE				
<input type="checkbox"/> SON	<input type="checkbox"/> NEPHEW	<input type="checkbox"/> STEPSON		
<input type="checkbox"/> DAUGHTER	<input type="checkbox"/> NIECE	<input type="checkbox"/> STEPDAUGHTER		
<input type="checkbox"/> BROTHER	<input type="checkbox"/> FATHER-IN-LAW	<input type="checkbox"/> COUSIN		
<input type="checkbox"/> SISTER	<input type="checkbox"/> MOTHER-IN-LAW	<input type="checkbox"/> HIRED MAN		
<input type="checkbox"/> FATHER	<input type="checkbox"/> SON-IN-LAW	<input type="checkbox"/> ROOMER		
<input type="checkbox"/> MOTHER	<input type="checkbox"/> DAUGHTER-IN-LAW	<input type="checkbox"/> SERVANT		
<input type="checkbox"/> GRANDSON	<input type="checkbox"/> BROTHER-IN-LAW	<input type="checkbox"/> OTHER (Specify)		
<input type="checkbox"/> GRANDDAUGHTER	<input type="checkbox"/> SISTER-IN-LAW			
<input type="checkbox"/> GRANDCHILD	<input type="checkbox"/> ORPHAN			

FORM 10 637
1910 CENSUS INDEX - INDIVIDUAL

U. S. DEPARTMENT OF COMMERCE
BUREAU OF THE CENSUS

TEXAS

W 300		NAME OF INDIVIDUAL <i>White, Sallie</i>		E.O.	SHEET
COLOR <i>B</i>	AGE <i>101</i>	BIRTHPLACE <i>La</i>		<i>66</i>	<i>222</i>
COUNTY <i>Fayette</i>		CITY		VOL. <i>51</i>	
ENUMERATED WITH <i>White, John H.</i>					
RELATIONSHIP TO ABOVE.					
<input type="checkbox"/> SON	<input type="checkbox"/> NEPHEW	<input type="checkbox"/> STEPSON			
<input type="checkbox"/> DAUGHTER	<input type="checkbox"/> NIECE	<input type="checkbox"/> STEPDAUGHTER			
<input type="checkbox"/> BROTHER	<input type="checkbox"/> FATHER-IN-LAW	<input type="checkbox"/> COUSIN			
<input type="checkbox"/> SISTER	<input type="checkbox"/> MOTHER-IN-LAW	<input type="checkbox"/> HIRED MAN			
<input type="checkbox"/> FATHER	<input type="checkbox"/> SON-IN-LAW	<input type="checkbox"/> ROOMER			
<input type="checkbox"/> MOTHER	<input type="checkbox"/> DAUGHTER-IN-LAW	<input type="checkbox"/> SERVANT			
<input type="checkbox"/> GRANDSON	<input type="checkbox"/> BROTHER-IN-LAW	<input checked="" type="checkbox"/> OTHER (Specify) <i>GM</i>			
<input type="checkbox"/> GRANDDAUGHTER	<input type="checkbox"/> SISTER-IN-LAW				
<input type="checkbox"/> GRANDCHILD	<input type="checkbox"/> ORPHAN				

FORM 10-537
1910 CENSUS INDEX - INDIVIDUAL

U. S. DEPARTMENT OF COMMERCE
BUREAU OF THE CENSUS

TEXAS

W300		NAME OF INDIVIDUAL Wood Sallie		E.D. 115	SHEET 43
COLOR W	AGE 65	BIRTHPLACE		VOL. B8	
COUNTY Trinity		CITY			
ENUMERATED WITH Griffin Pat					
RELATIONSHIP TO ABOVE					
<input type="checkbox"/> SON	<input type="checkbox"/> NEPHEW	<input type="checkbox"/> STEPSON			
<input type="checkbox"/> DAUGHTER	<input type="checkbox"/> NIECE	<input type="checkbox"/> STEPDAUGHTER			
<input type="checkbox"/> BROTHER	<input type="checkbox"/> FATHER-IN-LAW	<input type="checkbox"/> COUSIN			
<input type="checkbox"/> SISTER	<input checked="" type="checkbox"/> MOTHER-IN-LAW	<input type="checkbox"/> HIRED MAN			
<input type="checkbox"/> FATHER	<input type="checkbox"/> SON-IN-LAW	<input type="checkbox"/> ROOMER			
<input type="checkbox"/> MOTHER	<input type="checkbox"/> DAUGHTER-IN-LAW	<input type="checkbox"/> SERVANT			
<input type="checkbox"/> GRANDSON	<input type="checkbox"/> BROTHER-IN-LAW	<input type="checkbox"/> OTHER (Specify)			
<input type="checkbox"/> GRANDDAUGHTER	<input type="checkbox"/> SISTER-IN-LAW	<input type="checkbox"/>			
<input type="checkbox"/> GRANDCHILD	<input type="checkbox"/> ORPHAN	<input type="checkbox"/>			

FORM BC-627 (8-8-67)
FORMERLY 10-627

1910 CENSUS INDEX - INDIVIDUAL

U.S. DEPARTMENT OF COMMERCE
BUREAU OF THE CENSUS

TEXAS

U 300	NAME OF INDIVIDUAL <i>W. A. Hite, Willie</i>		E.D. 59	SHEET 280
COLOR B	AGE 18	BIRTHPLACE	VOL. 70	
COUNTY Harrison		CITY		
ENUMERATED WITH <i>Anderson, Jack</i>				
RELATIONSHIP TO ABOVE				
<input type="checkbox"/> SON	<input type="checkbox"/> NEPHEW	<input type="checkbox"/> STEPSON		
<input type="checkbox"/> DAUGHTER	<input type="checkbox"/> NIECE	<input type="checkbox"/> STEPDAUGHTER		
<input type="checkbox"/> BROTHER	<input type="checkbox"/> FATHER-IN-LAW	<input type="checkbox"/> COUSIN		
<input type="checkbox"/> SISTER	<input type="checkbox"/> MOTHER-IN-LAW	<input type="checkbox"/> HIRED MAN		
<input type="checkbox"/> FATHER	<input type="checkbox"/> SON-IN-LAW	<input type="checkbox"/> ROOMER		
<input type="checkbox"/> MOTHER	<input type="checkbox"/> DAUGHTER-IN-LAW	<input type="checkbox"/> SERVANT		
<input type="checkbox"/> GRANDSON	<input type="checkbox"/> BROTHER-IN-LAW	<input type="checkbox"/> OTHER (<i>Specify</i>)		
<input type="checkbox"/> GRANDDAUGHTER	<input checked="" type="checkbox"/> SISTER-IN-LAW			
<input type="checkbox"/> GRANDCHILD	<input type="checkbox"/> ORPHAN			

FORM 10-637

1910 CENSUS INDEX - INDIVIDUAL

U.S. DEPARTMENT OF COMMERCE
BUREAU OF THE CENSUS

TEXAS

71300	NAME OF INDIVIDUAL White Sallee		E.D. 74	SHEET 111
COLOR W	AGE 75	BIRTHPLACE Miss	VOL. 115	
COUNTY Parker	CITY			
ENUMERATED WITH Lewis John F				
RELATIONSHIP TO ABOVE				
<input type="checkbox"/> SON	<input type="checkbox"/> NEPHEW	<input type="checkbox"/> STEPSON		
<input type="checkbox"/> DAUGHTER	<input type="checkbox"/> NIECE	<input type="checkbox"/> STEPDAUGHTER		
<input type="checkbox"/> BROTHER	<input type="checkbox"/> FATHER-IN-LAW	<input type="checkbox"/> COUSIN		
<input type="checkbox"/> SISTER	<input type="checkbox"/> MOTHER-IN-LAW	<input type="checkbox"/> HIRED MAN		
<input type="checkbox"/> FATHER	<input type="checkbox"/> SON-IN-LAW	<input type="checkbox"/> ROOMER		
<input type="checkbox"/> MOTHER	<input type="checkbox"/> DAUGHTER-IN-LAW	<input type="checkbox"/> SERVANT		
<input type="checkbox"/> GRANDSON	<input type="checkbox"/> BROTHER-IN-LAW	<input checked="" type="checkbox"/> OTHER (Specify) Aunt in Law		
<input type="checkbox"/> GRANDDAUGHTER	<input type="checkbox"/> SISTER-IN-LAW			
<input type="checkbox"/> GRANDCHILD	<input type="checkbox"/> ORPHAN			

FORM 10-637
1910 CENSUS INDEX - INDIVIDUAL

U. S. DEPARTMENT OF COMMERCE
BUREAU OF THE CENSUS

TEXAS

60300		HEAD OF FAMILY		Woody P. Lillie		E.O.	SHEET
COLOR	W	AGE	31	BIRTHPLACE	Missouri	VOL.	97
COUNTY	McLennan			CITY			Waco
OTHER MEMBERS OF FAMILY							
	NAME			RELATIONSHIP	AGE	BIRTHPLACE	
	P. Lillie						

FORM NO 636
1910 CENSUS INDEX - FAMILY

U. S. DEPARTMENT OF COMMERCE
BUREAU OF THE CENSUS

TEXAS

W 300	HEAD OF FAMILY Woody		Dallis		E.D.	SHEET
COLOR	AGE	BIRTHPLACE		103 56		
W	73	H. A.		VOL. 100		
COUNTY	Marion		CITY Jefferson			
OTHER MEMBERS OF FAMILY						
NAME		RELATIONSHIP	AGE	BIRTHPLACE		
1	Lucy	D	35			

FORM 10 636
1910 CENSUS INDEX - FAMILY

U. S. DEPARTMENT OF COMMERCE
BUREAU OF THE CENSUS

TEXAS

W 300		NAME OF INDIVIDUAL Wade Sallie		E.D. 147	SHEET 247
COLOR B	AGE 21	BIRTHPLACE La		VOL. 124	
COUNTY Shelby			CITY		
ENUMERATED WITH Cartright Randal					
RELATIONSHIP TO ABOVE					
<input type="checkbox"/> SON	<input type="checkbox"/> NEPHEW	<input type="checkbox"/> STEPSON			
<input type="checkbox"/> DAUGHTER	<input type="checkbox"/> NIECE	<input type="checkbox"/> STEPDAUGHTER			
<input type="checkbox"/> BROTHER	<input type="checkbox"/> FATHER-IN-LAW	<input type="checkbox"/> COUSIN			
<input type="checkbox"/> SISTER	<input type="checkbox"/> MOTHER-IN-LAW	<input type="checkbox"/> HIRED MAN			
<input type="checkbox"/> FATHER	<input type="checkbox"/> SON-IN-LAW	<input type="checkbox"/> ROOMER			
<input type="checkbox"/> MOTHER	<input type="checkbox"/> DAUGHTER-IN-LAW	<input type="checkbox"/> SERVANT			
<input type="checkbox"/> GRANDSON	<input type="checkbox"/> BROTHER-IN-LAW	<input type="checkbox"/> OTHER (Specify)			
<input type="checkbox"/> GRANDDAUGHTER	<input checked="" type="checkbox"/> SISTER-IN-LAW				
<input type="checkbox"/> GRANDCHILD	<input type="checkbox"/> ORPHAN				

FORM 16-537 (8-18-62)

U.S. DEPARTMENT OF COMMERCE
BUREAU OF THE CENSUS

1910 CENSUS INDEX - INDIVIDUAL

* GPO : 1962 O-641223

TEXAS

W 300	NAME OF INDIVIDUAL <i>White Dallis</i>		E. D. <i>22</i>	SHEET <i>147</i>
COLOR <i>W</i>	AGE <i>62</i>	BIRTHPLACE <i>Ga</i>	VOL. <i>11</i>	
COUNTY <i>Bexar</i>		CITY <i>San Antonio</i>		
ENUMERATED WITH <i>Ellie Wm. C.</i>				
RELATIONSHIP TO ABOVE				
<input type="checkbox"/> SON	<input type="checkbox"/> NEPHEW	<input type="checkbox"/> EPSON		
<input type="checkbox"/> DAUGHTER	<input type="checkbox"/> NIECE	<input type="checkbox"/> STEPDAUGHTER		
<input type="checkbox"/> BROTHER	<input type="checkbox"/> FATHER-IN-LAW	<input type="checkbox"/> COUSIN		
<input type="checkbox"/> SISTER	<input checked="" type="checkbox"/> MOTHER-IN-LAW	<input type="checkbox"/> HIRED MAN		
<input type="checkbox"/> FATHER	<input type="checkbox"/> SON-IN-LAW	<input type="checkbox"/> ROOMER		
<input type="checkbox"/> MOTHER	<input type="checkbox"/> DAUGHTER-IN-LAW	<input type="checkbox"/> SERVANT		
<input type="checkbox"/> GRANDSON	<input type="checkbox"/> BROTHER-IN-LAW	<input type="checkbox"/> OTHER (<i>Specify</i>)		
<input type="checkbox"/> GRANDDAUGHTER	<input type="checkbox"/> SISTER-IN-LAW			
<input type="checkbox"/> GRANDCHILD	<input type="checkbox"/> ORPHAN			

FORM 10-637

1910 CENSUS INDEX - INDIVIDUAL

U.S. DEPARTMENT OF COMMERCE
BUREAU OF THE CENSUS

TEXAS

W 300		NAME OF INDIVIDUAL White Sallie		E.D. 93	SHEET 7
COLOR W	AGE 23	BIRTHPLACE		VOL. 17	
COUNTY Brown		CITY			
ENUMERATED WITH Hardeman Val B					
RELATIONSHIP TO ABOVE					
<input type="checkbox"/> SON	<input type="checkbox"/> NEPHEW	<input type="checkbox"/> STEPSON			
<input type="checkbox"/> DAUGHTER	<input type="checkbox"/> NIECE	<input type="checkbox"/> STEPDAUGHTER			
<input type="checkbox"/> BROTHER	<input type="checkbox"/> FATHER-IN-LAW	<input type="checkbox"/> COUSIN			
<input type="checkbox"/> SISTER	<input type="checkbox"/> MOTHER-IN-LAW	<input type="checkbox"/> HIRED MAN			
<input type="checkbox"/> FATHER	<input type="checkbox"/> SON-IN-LAW	<input type="checkbox"/> ROOMER			
<input type="checkbox"/> MOTHER	<input type="checkbox"/> DAUGHTER-IN-LAW	<input checked="" type="checkbox"/> SERVANT			
<input type="checkbox"/> GRANDSON	<input type="checkbox"/> BROTHER-IN-LAW	<input type="checkbox"/> OTHER (Specify)			
<input type="checkbox"/> GRANDDAUGHTER	<input type="checkbox"/> SISTER-IN-LAW				
<input type="checkbox"/> GRANDCHILD	<input type="checkbox"/> ORPHAN				

FORM 10-637
1910 CENSUS INDEX - INDIVIDUAL

U.S. DEPARTMENT OF COMMERCE
BUREAU OF THE CENSUS

TEXAS

10300	NAME OF INDIVIDUAL		E.D.	SHEET
COLOR	Wade	Jallie	62	24
B	AGE	BIRTHPLACE	VOL.	
	37		78	
COUNTY		CITY		
Houston		Crockett		
ENUMERATED WITH				
Lagway Tom				
RELATIONSHIP TO ABOVE				
<input type="checkbox"/> SON	<input type="checkbox"/> NEPHEW	<input type="checkbox"/> STEPSON		
<input checked="" type="checkbox"/> DAUGHTER	<input type="checkbox"/> NIECE	<input type="checkbox"/> STEPDAUGHTER		
<input type="checkbox"/> BROTHER	<input type="checkbox"/> FATHER-IN-LAW	<input type="checkbox"/> COUSIN		
<input type="checkbox"/> SISTER	<input type="checkbox"/> MOTHER-IN-LAW	<input type="checkbox"/> HIRED MAN		
<input type="checkbox"/> FATHER	<input type="checkbox"/> SON-IN-LAW	<input type="checkbox"/> ROOMER		
<input type="checkbox"/> MOTHER	<input type="checkbox"/> DAUGHTER-IN-LAW	<input type="checkbox"/> SERVANT		
<input type="checkbox"/> GRANDSON	<input type="checkbox"/> BROTHER-IN-LAW	<input type="checkbox"/> OTHER (Specify)		
<input type="checkbox"/> GRANDDAUGHTER	<input type="checkbox"/> SISTER-IN-LAW			
<input type="checkbox"/> GRANDCHILD	<input type="checkbox"/> ORPHAN			

FORM 10-637

1910 CENSUS INDEX - INDIVIDUAL

U.S. DEPARTMENT OF COMMERCE
BUREAU OF THE CENSUS

TEXAS

11300		NAME OF INDIVIDUAL <i>White Sallie</i>		E.D. 6	SHEET 18
COLOR B	AGE 7	BIRTHPLACE		VOL. 3	
COUNTY B		Austin	CITY		
ENUMERATED WITH <i>Bailey Anderson</i>					
RELATIONSHIP TO ABOVE					
<input type="checkbox"/> SON	<input type="checkbox"/> NEPHEW	<input type="checkbox"/> STEPSON			
<input type="checkbox"/> DAUGHTER	<input type="checkbox"/> NIECE	<input type="checkbox"/> STEPDAUGHTER			
<input type="checkbox"/> BROTHER	<input type="checkbox"/> FATHER-IN-LAW	<input type="checkbox"/> COUSIN			
<input type="checkbox"/> SISTER	<input type="checkbox"/> MOTHER-IN-LAW	<input type="checkbox"/> HIRED MAN			
<input type="checkbox"/> FATHER	<input type="checkbox"/> SON-IN-LAW	<input type="checkbox"/> ROOMER			
<input type="checkbox"/> MOTHER	<input type="checkbox"/> DAUGHTER-IN-LAW	<input type="checkbox"/> SERVANT			
<input type="checkbox"/> GRANDSON	<input type="checkbox"/> BROTHER-IN-LAW	<input type="checkbox"/> OTHER (Specify)			
<input type="checkbox"/> GRANDDAUGHTER	<input type="checkbox"/> SISTER-IN-LAW	<i>Ad Child</i>			
<input type="checkbox"/> GRANDCHILD	<input type="checkbox"/> ORPHAN				

FORM 10,837
1910 CENSUS INDEX - INDIVIDUAL

U.S. DEPARTMENT OF COMMERCE
BUREAU OF THE CENSUS

TEXAS

W 300	NAME OF INDIVIDUAL <i>Wade, Saledo</i>		E.D. <i>101</i>	SHEET <i>106</i>
COLOR <i>B</i>	AGE <i>14</i>	BIRTHPLACE	VOL. <i>121</i>	
COUNTY <i>Rusk</i>		CITY		
ENUMERATED WITH <i>W. J. Baker, Fred D.</i>				
RELATIONSHIP TO ABOVE				
<input type="checkbox"/> SON	<input type="checkbox"/> NEPHEW	<input type="checkbox"/> STEPSON		
<input type="checkbox"/> DAUGHTER	<input type="checkbox"/> NIECE	<input type="checkbox"/> STEPDAUGHTER		
<input type="checkbox"/> BROTHER	<input type="checkbox"/> FATHER-IN-LAW	<input type="checkbox"/> COUSIN		
<input type="checkbox"/> SISTER	<input type="checkbox"/> MOTHER-IN-LAW	<input type="checkbox"/> HIRED MAN		
<input type="checkbox"/> FATHER	<input type="checkbox"/> SON-IN-LAW	<input type="checkbox"/> ROOMER		
<input type="checkbox"/> MOTHER	<input type="checkbox"/> DAUGHTER-IN-LAW	<input type="checkbox"/> SERVANT		
<input type="checkbox"/> GRANDSON	<input type="checkbox"/> BROTHER-IN-LAW	<input checked="" type="checkbox"/> OTHER (Specify)		
<input type="checkbox"/> GRANDDAUGHTER	<input type="checkbox"/> SISTER-IN-LAW	<i>Step-Niece</i>		
<input type="checkbox"/> GRANDCHILD	<input type="checkbox"/> ORPHAN			

FORM 10-637
1910 CENSUS INDEX - INDIVIDUAL

U.S. DEPARTMENT OF COMMERCE
BUREAU OF THE CENSUS

TEXAS

10300		NAME OF INDIVIDUAL White Baker		E-D 36	SHEET 143
COLOR B	AGE 58	BIRTHPLACE Ala		VOL. 58	
COUNTY Grimes			CITY		
ENUMERATED WITH White Lee					
RELATIONSHIP TO ABOVE					
<input type="checkbox"/> SON	<input type="checkbox"/> NEPHEW	<input type="checkbox"/> STEPSON			
<input type="checkbox"/> DAUGHTER	<input type="checkbox"/> NIECE	<input type="checkbox"/> STEPDAUGHTER			
<input type="checkbox"/> BROTHER	<input type="checkbox"/> FATHER-IN-LAW	<input type="checkbox"/> COUSIN			
<input type="checkbox"/> SISTER	<input type="checkbox"/> MOTHER-IN-LAW	<input type="checkbox"/> HIRED MAN			
<input type="checkbox"/> FATHER	<input type="checkbox"/> SON-IN-LAW	<input type="checkbox"/> ROOMER			
<input checked="" type="checkbox"/> MOTHER	<input type="checkbox"/> DAUGHTER-IN-LAW	<input type="checkbox"/> SERVANT			
<input type="checkbox"/> GRANDSON	<input type="checkbox"/> BROTHER-IN-LAW	<input type="checkbox"/> OTHER (Specify)			
<input type="checkbox"/> GRANDDAUGHTER	<input type="checkbox"/> SISTER-IN-LAW				
<input type="checkbox"/> GRANDCHILD	<input type="checkbox"/> ORPHAN				

FORM 10 637
1910 CENSUS INDEX - INDIVIDUAL

U. S. DEPARTMENT OF COMMERCE
BUREAU OF THE CENSUS

TEXAS

W 300	HEAD OF FAMILY Wood		St John	E.D. 130	SHEET 61
COLOR W	AGE 55	BIRTHPLACE		VOL. 89	
COUNTY -	KNOX		CITY		
OTHER MEMBERS OF FAMILY					
NAME		RELATIONSHIP	AGE	BIRTHPLACE	
-	Inora F.	W	33	Miss	
	Hester	S	15		
	Paul	S	14		
	Ena	D	12		
	Alvin	S	11		
	Olga	D	10		
	Inora	D	8		

FORM 10-636A

1910 CENSUS INDEX - INDIVIDUAL

U.S. DEPARTMENT OF COMMERCE
BUREAU OF THE CENSUS

TEXAS

W300	HEAD OF FAMILY		White Saffrona	E.D.	SHEET
COLOR	AGE	BIRTHPLACE		VOL.	
W	65	Ala		27	
COUNTY			CITY		
Collin			Nevada		
OTHER MEMBERS OF FAMILY					
NAME		RELATIONSHIP	AGE	BIRTHPLACE	
Member Sarah A. Seitz			67	Ala	

FORM 10-636
1910 CENSUS INDEX - FAMILY

U. S. DEPARTMENT OF COMMERCE
BUREAU OF THE CENSUS

TEXAS

W 300	NAME OF INDIVIDUAL Wood Sufa		E.D. 35	SHEET 298
COLOR W	AGE 46	BIRTHPLACE Tenn,	VOL. 94	
COUNTY Limestone		CITY		
ENUMERATED WITH Wood George W.				
RELATIONSHIP TO ABOVE				
<input type="checkbox"/> SON	<input type="checkbox"/> NEPHEW	<input type="checkbox"/> STEPSON		
<input type="checkbox"/> DAUGHTER	<input type="checkbox"/> NIECE	<input type="checkbox"/> STEPDAUGHTER		
<input type="checkbox"/> BROTHER	<input type="checkbox"/> FATHER-IN-LAW	<input type="checkbox"/> COUSIN		
<input checked="" type="checkbox"/> SISTER	<input type="checkbox"/> MOTHER-IN-LAW	<input type="checkbox"/> HIRED MAN		
<input type="checkbox"/> FATHER	<input type="checkbox"/> SON-IN-LAW	<input type="checkbox"/> ROOMER		
<input type="checkbox"/> MOTHER	<input type="checkbox"/> DAUGHTER-IN-LAW	<input type="checkbox"/> SERVANT		
<input type="checkbox"/> GRANDSON	<input type="checkbox"/> BROTHER-IN-LAW	<input type="checkbox"/> OTHER (Specify)		
<input type="checkbox"/> GRANDDAUGHTER	<input type="checkbox"/> SISTER-IN-LAW			
<input type="checkbox"/> GRANDCHILD	<input type="checkbox"/> ORPHAN			

FORM 10 637
1910 CENSUS INDEX - INDIVIDUAL

U. S. DEPARTMENT OF COMMERCE
BUREAU OF THE CENSUS

TEXAS

6300		NAME OF INDIVIDUAL Wood Sweets		E.O. 20	SHEET 1
COLOR W	AGE 23	BIRTHPLACE		VOL. 54	
COUNTY Freestone			CITY		
ENUMERATED WITH Wood Sweets					
RELATIONSHIP TO ABOVE					
<input type="checkbox"/> SON	<input type="checkbox"/> NEPHEW	<input type="checkbox"/> STEPSON			
<input type="checkbox"/> DAUGHTER	<input type="checkbox"/> NIECE	<input checked="" type="checkbox"/> STEPDAUGHTER			
<input type="checkbox"/> BROTHER	<input type="checkbox"/> FATHER-IN-LAW	<input type="checkbox"/> COUSIN			
<input type="checkbox"/> SISTER	<input type="checkbox"/> MOTHER-IN-LAW	<input type="checkbox"/> HIRED MAN			
<input type="checkbox"/> FATHER -	<input type="checkbox"/> SON-IN-LAW	<input type="checkbox"/> ROOMER			
<input type="checkbox"/> MOTHER	<input type="checkbox"/> DAUGHTER-IN-LAW	<input type="checkbox"/> SERVANT			
<input type="checkbox"/> GRANDSON	<input type="checkbox"/> BROTHER-IN-LAW	<input type="checkbox"/> OTHER (Specify)			
<input type="checkbox"/> GRANDDAUGHTER	<input type="checkbox"/> SISTER-IN-LAW				
<input type="checkbox"/> GRANDCHILD	<input type="checkbox"/> ORPHAN				

FORM 10-637

1910 CENSUS INDEX - INDIVIDUAL

U.S. DEPARTMENT OF COMMERCE
BUREAU OF THE CENSUS

TEXAS

W 300	NAME OF INDIVIDUAL <i>White, Sadie</i>		E.O. 17	SHEET 9
COLOR <i>M</i>	AGE 22	BIRTHPLACE <i>ca</i>	VOL. 18	
COUNTY <u>Burleson</u>		CITY		
ENUMERATED WITH <i>Harmon, John</i>				
RELATIONSHIP TO ABOVE				
<input type="checkbox"/> SON	<input type="checkbox"/> NEPHEW	<input type="checkbox"/> STEPSON		
<input type="checkbox"/> DAUGHTER	<input type="checkbox"/> NIECE	<input type="checkbox"/> STEPDAUGHTER		
<input type="checkbox"/> BROTHER	<input type="checkbox"/> FATHER-IN-LAW	<input type="checkbox"/> COUSIN		
<input type="checkbox"/> SISTER	<input type="checkbox"/> MOTHER-IN-LAW	<input type="checkbox"/> HIRED MAN		
<input type="checkbox"/> FATHER	<input type="checkbox"/> SON-IN-LAW	<input type="checkbox"/> ROOMER		
<input type="checkbox"/> MOTHER	<input type="checkbox"/> DAUGHTER-IN-LAW	<input type="checkbox"/> SERVANT		
<input type="checkbox"/> GRANDSON	<input type="checkbox"/> BROTHER-IN-LAW	<input checked="" type="checkbox"/> OTHER (Specify)		
<input type="checkbox"/> GRANDDAUGHTER	<input type="checkbox"/> SISTER-IN-LAW	<i>Bo</i>		
<input type="checkbox"/> GRANDCHILD	<input type="checkbox"/> ORPHAN			

FORM 10-637
1910 CENSUS INDEX - INDIVIDUAL

U.S. DEPARTMENT OF COMMERCE
BUREAU OF THE CENSUS

TEXAS

W300	NAME OF INDIVIDUAL White Mrs. Sada		E. D. 196	SHEET 87
COLOR -W-	AGE 61	BIRTHPLACE	VOL. 112	
COUNTY Potter		CITY Amarillo		
ENUMERATED WITH Shena Clarence E.				
RELATIONSHIP TO ABOVE				
<input type="checkbox"/> SON	<input type="checkbox"/> NEPHEW	<input type="checkbox"/> STEPSON		
<input type="checkbox"/> DAUGHTER	<input type="checkbox"/> NIECE	<input type="checkbox"/> STEPDAUGHTER		
<input type="checkbox"/> BROTHER	<input type="checkbox"/> FATHER-IN-LAW	<input type="checkbox"/> COUSIN		
<input type="checkbox"/> SISTER	<input type="checkbox"/> MOTHER-IN-LAW	<input type="checkbox"/> HIRED MAN		
<input type="checkbox"/> FATHER	<input type="checkbox"/> SON-IN-LAW	<input checked="" type="checkbox"/> ROOMER		
<input type="checkbox"/> MOTHER	<input type="checkbox"/> DAUGHTER-IN-LAW	<input type="checkbox"/> SERVANT		
<input type="checkbox"/> GRANDSON	<input type="checkbox"/> BROTHER-IN-LAW	<input type="checkbox"/> OTHER (Specify)		
<input type="checkbox"/> GRANDDAUGHTER	<input type="checkbox"/> SISTER-IN-LAW			
<input type="checkbox"/> GRANDCHILD	<input type="checkbox"/> ORPHAN			

FORM 10-637
1910 CENSUS INDEX - INDIVIDUAL

U. S. DEPARTMENT OF COMMERCE
BUREAU OF THE CENSUS

TEXAS

W300		NAME OF INDIVIDUAL White Sabron Ann		E.D. 24	SHEET 146
COLOR W	AGE 83	BIRTHPLACE As		VOL. 48	
COUNTY Erath			CITY		
ENUMERATED WITH Buckner Francis V.					
RELATIONSHIP TO ABOVE					
<input type="checkbox"/> SON	<input type="checkbox"/> NEPHEW	<input type="checkbox"/> STEPSON			
<input type="checkbox"/> DAUGHTER	<input type="checkbox"/> NIECE	<input type="checkbox"/> STEPDAUGHTER			
<input type="checkbox"/> BROTHER	<input type="checkbox"/> FATHER-IN-LAW	<input type="checkbox"/> COUSIN			
<input type="checkbox"/> SISTER	<input type="checkbox"/> MOTHER-IN-LAW	<input type="checkbox"/> HIRED MAN			
<input type="checkbox"/> FATHER	<input type="checkbox"/> SON-IN-LAW	<input type="checkbox"/> ROOMER			
<input checked="" type="checkbox"/> MOTHER	<input type="checkbox"/> DAUGHTER-IN-LAW	<input type="checkbox"/> SERVANT			
<input type="checkbox"/> GRANDSON	<input type="checkbox"/> BROTHER-IN-LAW	<input type="checkbox"/> OTHER (Specify)			
<input type="checkbox"/> GRANDDAUGHTER	<input type="checkbox"/> SISTER-IN-LAW				
<input type="checkbox"/> GRANDCHILD	<input type="checkbox"/> ORPHAN				

FORM 10-637

1910 CENSUS INDEX - INDIVIDUAL

U. S. DEPARTMENT OF COMMERCE
BUREAU OF THE CENSUS

OTHER MEMBERS OF FAMILY

NAME	RELATIONSHIP	AGE	BIRTHPLACE
1 Leslie	D	3	
1 Infant	D	1	
1 Bo			

TEXAS

W300		HEAD OF FAMILY		E.D.	SHEET
West, S. Winchester				119	54
COLOR	AGE	BIRTHPLACE		VOL.	
W	39			140	
COUNTY			CITY		
Van Zandt					
OTHER MEMBERS OF FAMILY					
NAME		RELATIONSHIP	AGE	BIRTHPLACE	
Ora		W	36		
Mattie		D	17		
Rosa		D	16		
Ruthie		D	14		
Lita		D	13		
Sara		S	9		
Mabel		D	5		

FORM 10-636A

1910 CENSUS INDEX - FAMILY

U.S. DEPARTMENT OF COMMERCE
BUREAU OF THE CENSUS

TEXAS

6300	HEAD OF FAMILY Wood A William		E.D. 46	SHEET 35
COLOR W	AGE 54	BIRTHPLACE		VOL. 30
COUNTY Delta		CITY		
OTHER MEMBERS OF FAMILY				
NAME		RELATIONSHIP	AGE	BIRTHPLACE
Martha		W	48	
Ira		S-	14	
Danley William		BL	40	
C. Martha		Wb	75	Ky
Stall Joe		Lu	20	

FORM 10-636
1910 CENSUS INDEX - FAMILY

U. S. DEPARTMENT OF COMMERCE
BUREAU OF THE CENSUS

TEXAS

W300		NAME OF INDIVIDUAL <i>Wesley Mrs. S. W.</i>		E.D. <i>28</i>	SHEET <i>56</i>
COLOR <i>W</i>	AGE <i>71</i>	BIRTHPLACE <i>Tex</i>		VOL. <i>65</i>	
COUNTY <i>Hardin</i>			CITY		
ENUMERATED WITH <i>Wesley, H. C.</i>					
RELATIONSHIP TO ABOVE					
<input type="checkbox"/> SON	<input type="checkbox"/> NEPHEW	<input type="checkbox"/> STEPSON			
<input type="checkbox"/> DAUGHTER	<input type="checkbox"/> NIECE	<input type="checkbox"/> STEPDAUGHTER			
<input type="checkbox"/> BROTHER	<input type="checkbox"/> FATHER-IN-LAW	<input type="checkbox"/> COUSIN			
<input type="checkbox"/> SISTER	<input type="checkbox"/> MOTHER-IN-LAW	<input type="checkbox"/> HIRED MAN			
<input type="checkbox"/> FATHER	<input type="checkbox"/> SON-IN-LAW	<input type="checkbox"/> ROOMER			
<input checked="" type="checkbox"/> MOTHER	<input type="checkbox"/> DAUGHTER-IN-LAW	<input type="checkbox"/> SERVANT			
<input type="checkbox"/> GRANDSON	<input type="checkbox"/> BROTHER-IN-LAW	<input type="checkbox"/> OTHER (<i>Specify</i>)			
<input type="checkbox"/> GRANDDAUGHTER	<input type="checkbox"/> SISTER-IN-LAW				
<input type="checkbox"/> GRANDCHILD	<input type="checkbox"/> ORPHAN				

FORM 10 637
1910 CENSUS-INDEX - INDIVIDUALU.S. DEPARTMENT OF COMMERCE
BUREAU OF THE CENSUS

TEXAS

W 300	HEAD OF FAMILY Wheat S.W.		E.D. 41	SHEET 368
COLOR W	AGE 41	BIRTHPLACE Ga.	VOL. 12	
COUNTY Fannin		CITY		
OTHER MEMBERS OF FAMILY				
	NAME	RELATIONSHIP	AGE	BIRTHPLACE
	Winnie	W	40	
	Thomas	S	15	
	Floyd	S	12	
	Edel	D	10	
	Jewell	D	8	
	Francis	D	6	
	Johnson	S	5	

FORM 10-636A
1910 CENSUS INDEX - INDIVIDUAL

U. S. DEPARTMENT OF COMMERCE
BUREAU OF THE CENSUS

TEXAS

W300	NAME OF INDIVIDUAL <i>White S.J.</i>		E.O. <i>64</i>	SHEET <i>213</i>
COLOR <i>W</i>	AGE <i>61</i>	BIRTHPLACE	VOL.	
COUNTY <i>Hopkins</i>			CITY	
ENUMERATED WITH <i>White H R</i>				
RELATIONSHIP TO ABOVE				
<input type="checkbox"/> SON	<input type="checkbox"/> NEPHEW	<input type="checkbox"/> STEPSON		
<input type="checkbox"/> DAUGHTER	<input type="checkbox"/> NIECE	<input type="checkbox"/> STEPDAUGHTER		
<input type="checkbox"/> BROTHER	<input type="checkbox"/> FATHER-IN-LAW	<input type="checkbox"/> COUSIN		
<input type="checkbox"/> SISTER	<input type="checkbox"/> MOTHER-IN-LAW	<input type="checkbox"/> HIRED MAN		
<input type="checkbox"/> FATHER	<input type="checkbox"/> SON-IN-LAW	<input type="checkbox"/> ROOMER		
<input checked="" type="checkbox"/> MOTHER	<input type="checkbox"/> DAUGHTER-IN-LAW	<input type="checkbox"/> SERVANT		
<input type="checkbox"/> GRANDSON	<input type="checkbox"/> BROTHER-IN-LAW	<input type="checkbox"/> OTHER (<i>Specify</i>)		
<input type="checkbox"/> GRANDDAUGHTER	<input type="checkbox"/> SISTER-IN-LAW			
<input type="checkbox"/> GRANDCHILD	<input type="checkbox"/> ORPHAN			

FORM 10-637
1970 CENSUS INDEX - INDIVIDUAL

U.S. DEPARTMENT OF COMMERCE
BUREAU OF THE CENSUS

TEXAS

W 300	HEAD OF FAMILY		E.D.	SHEET
	L. A.		6	6
COLOR	AGE	BIRTHPLACE	VOL.	
	57		14	
COUNTY	Bosque		CITY	
			Walnut Springs	
OTHER MEMBERS OF FAMILY				
NAME		RELATIONSHIP	AGE	BIRTHPLACE
L. A.		W	50	La
L. A.			30	
L. A.			18	

FORM 10-636

1910 CENSUS INDEX - FAMILY

U. S. DEPARTMENT OF COMMERCE
BUREAU OF THE CENSUS

TEXAS

W 302	HEAD OF FAMILY <i>White S. Micca</i>		E.O. 116	SHEET 50
COLOR <i>W</i>	AGE 50	BIRTHPLACE <i>Miss</i>	VOL. 118	
COUNTY Robertson		CITY		
OTHER MEMBERS OF FAMILY				
NAME		RELATIONSHIP	AGE	BIRTHPLACE
<i>Snelling J. Eliza</i>		<i>W</i>	<i>85</i>	<i>Ky.</i>

FORM 10-636

1910 CENSUS INDEX - FAMILY

U.S. DEPARTMENT OF COMMERCE
BUREAU OF THE CENSUS

TEXAS

11.300	HEAD OF FAMILY White		D. M. Moore		E.O. 127	SHEET 147
COLOR - W	AGE 64	BIRTHPLACE Ky.		VOL. 130		
COUNTY Tarrant			CITY Fort Worth			
OTHER MEMBERS OF FAMILY						
NAME		RELATIONSHIP	AGE	BIRTHPLACE		
Jewey James R.		H	38	La.		
Riley J.		D	31	Ky.		

FORM 10 636

1910 CENSUS INDEX - FAMILY

U. S. DEPARTMENT OF COMMERCE
BUREAU OF THE CENSUS

TEXAS

62 30	HEAD OF FAMILY		W. G. Smith		E.D.	SHEET
					212	39
COLOR	AGE	BIRTHPLACE		VOL.		
W	28	J		120		
COUNTY			CITY			
Runnels			Ballinger			
OTHER MEMBERS OF FAMILY						
NAME		RELATIONSHIP	AGE	BIRTHPLACE		
Sister		W	22			
Cousin (Ch)		S	1/2			

FORM 10 636
1910 CENSUS INDEX - FAMILY

U.S. DEPARTMENT OF COMMERCE
BUREAU OF THE CENSUS

TEXAS

W300		HEAD OF FAMILY		E.O.	SHEET
Wife		S.M.		111	3-11
COLOR	AGE	BIRTHPLACE	VOL.		
W	43	Ala	249		
COUNTY			CITY		
McLennan					
OTHER MEMBERS OF FAMILY					
NAME		RELATIONSHIP	AGE	BIRTHPLACE	
/ Mary		Wife	40		

FORM 10-636

1910 CENSUS INDEX - FAMILY

U. S. DEPARTMENT OF COMMERCE
BUREAU OF THE CENSUS

TEXAS

W-300	HEAD OF FAMILY		E.D.	SHEET
	White, S.K.		144	109
COLOR	AGE	BIRTHPLACE	VOL.	
10	33		46	
COUNTY	Ellis	CITY		
OTHER MEMBERS OF FAMILY				
NAME		RELATIONSHIP	AGE	BIRTHPLACE
Hattie		G	30	
Harry		S	8	
Catherine		D	6	
James		S	5/12	

FORM 10-636
1910 CENSUS INDEX - FAMILY

U.S. DEPARTMENT OF COMMERCE
BUREAU OF THE CENSUS

TEXAS

W 300	HEAD OF FAMILY		E.D.	SHEET
	White, J. J. H.		45	119
COLOR	AGE	BIRTHPLACE	VOL.	
W	38	Conn.	36	
COUNTY		CITY		
		Dallas		
OTHER MEMBERS OF FAMILY				
NAME		RELATIONSHIP	AGE	BIRTHPLACE
Lucia		w	38	
Minnie		d	12	

FORM 10 636
1910 CENSUS INDEX - FAMILY

U. S. DEPARTMENT OF COMMERCE
BUREAU OF THE CENSUS

TEXAS

10300	HEAD OF FAMILY <i>White, S. J.</i>		E.D. 38	SHEET 44
COLOR <i>W</i>	AGE 33	BIRTHPLACE	VOL. 42	
COUNTY Dimmit		CITY		
OTHER MEMBERS OF FAMILY				
NAME		RELATIONSHIP	AGE	BIRTHPLACE
<i>Joshua</i>		<i>S</i>	<i>14</i>	
<i>Frank</i>		<i>S</i>	<i>11</i>	
<i>Liddie</i>		<i>D</i>	<i>8</i>	
<i>Charley</i>		<i>S</i>	<i>6</i>	
<i>Wesley</i>		<i>S</i>	<i>3</i>	
<i>Lucy</i>		<i>D</i>	<i>1</i>	

FORM 10-636
1910 CENSUS INDEX - FAMILY

U. S. DEPARTMENT OF COMMERCE
BUREAU OF THE CENSUS

TEXAS

W300	HEAD OF FAMILY <i>Wm B. J.</i>		E.O. <i>84</i>	SHEET <i>14</i>
COLOR <i>W</i>	AGE <i>24</i>	BIRTHPLACE	VOL. <i>90</i>	
COUNTY <i>Lamar</i>	CITY <i>Paris</i>			
OTHER MEMBERS OF FAMILY				
	NAME	RELATIONSHIP	AGE	BIRTHPLACE
	<i>J B</i>	<i>W</i>	<i>20</i>	<i>Miss</i>
	<i>Sulas</i>	<i>S</i>	<i>3</i>	

FORM 10 636
1910. CENSUS INDEX - FAMILY

U. S. DEPARTMENT OF COMMERCE
BUREAU OF THE CENSUS

TEXAS

1030		HEAD OF FAMILY		E.D.	SHEET
White, S. Hancock				119	93
COLOR	AGE	BIRTHPLACE		VOL.	
W	67	Illa		140	
COUNTY	Van Zandt			CITY	
OTHER MEMBERS OF FAMILY					
NAME		RELATIONSHIP	AGE	BIRTHPLACE	
1. Frances		W	70	Miss	

FORM 10 636
1910 CENSUS INDEX - FAMILY

U.S. DEPARTMENT OF COMMERCE
BUREAU OF THE CENSUS

TEXAS

W 300.	HEAD OF FAMILY		Wade S H	E.D.	SHEET
COLOR	W	AGE	64	BIRTHPLACE	Key
COUNTY				Falls	CITY
OTHER MEMBERS OF FAMILY					
NAME		RELATIONSHIP	AGE	BIRTHPLACE	
Wanda		W	23	Key	
Mary		D	14		
Julia		D	12		
Ella		D	10		
Charlie		S	8		
George		S	5		
Floyd		S	1		

FORM 10.636
1910 CENSUS INDEX - FAMILY

U.S. DEPARTMENT OF COMMERCE
BUREAU OF THE CENSUS

TEXAS

W. 300	HEAD OF FAMILY		E.D.	SHEET
COLOR	AGE	BIRTHPLACE	158	422
COUNTY	54	Newton	VOL.	116
-Newton		CITY		
OTHER MEMBERS OF FAMILY				
NAME		RELATIONSHIP	AGE	BIRTHPLACE
Latta		G	42	Ark
L. H. H. H.		-D	17	
L. H. H. H.		D	16	

FORM 10-636

1910 CENSUS INDEX - FAMILY

U. S. DEPARTMENT OF COMMERCE
BUREAU OF THE CENSUS

TEXAS

10308	HEAD OF FAMILY <i>W. E. S. E.</i>		E.D. <i>38</i>	SHEET <i>48</i>
COLOR <i>W</i>	AGE <i>62</i>	BIRTHPLACE <i>Cal.</i>	VOL. <i>84</i>	
COUNTY <i>Johnson</i>			CITY <i>Acorn</i>	
OTHER MEMBERS OF FAMILY				
NAME		RELATIONSHIP	AGE	BIRTHPLACE
<i>W. E. S. E.</i>		<i>Head</i>		
<i>W. E. S. E.</i>		<i>Wife</i>		
<i>W. E. S. E.</i>		<i>Child</i>		
<i>W. E. S. E.</i>		<i>Child</i>		
<i>W. E. S. E.</i>		<i>Child</i>		
<i>W. E. S. E.</i>		<i>Child</i>		
<i>W. E. S. E.</i>		<i>Child</i>		
<i>W. E. S. E.</i>		<i>Child</i>		
<i>W. E. S. E.</i>		<i>Child</i>		

FORM 10 636
1910 CENSUS INDEX - FAMILY

U. S. DEPARTMENT OF COMMERCE
BUREAU OF THE CENSUS

TEXAS

W308	HEAD OF FAMILY W. H. Wyatt S. E.		E.D. 12	SHEET 9
COLOR B	AGE 41	BIRTHPLACE		VOL. 5
COUNTY Bastrop		CITY		
OTHER MEMBERS OF FAMILY				
	NAME	RELATIONSHIP	AGE	BIRTHPLACE
	Emma A.	D	36	
	Thomas H.	S	17	
	Lawrence S.	S	15	
	Ethel M.	D	13	
	Lillie L.	D	11	
	Lullaby	D	9	
	S E Tg	S	6	

FORM 10-636A
1910 CENSUS INDEX - INDIVIDUALU.S. DEPARTMENT OF COMMERCE
BUREAU OF THE CENSUS

TEXAS

W 300		HEAD OF FAMILY		E.O.		SHEET	
White (Mrs) S.E.		33		76a			
VOL.		42					
COLOR	W.	AGE	47	BIRTHPLACE	Ky		
COUNTY	Fagin			CITY	-		
OTHER MEMBERS OF FAMILY							
NAME	RELATIONSHIP	AGE	BIRTHPLACE				
Osba F	D	22					
Walter	S	19					

U.S. DEPARTMENT OF COMMERCE
BUREAU OF THE CENSUS

FORM 10-636

1910 CENSUS INDEX - FAMILY

TEXAS

W300	HEAD OF FAMILY Witt S.E.		E.D. 37	SHEET 1A
COLOR W	AGE 66	BIRTHPLACE Tenn	VOL. 41	
COUNTY Eastland	CITY Eastland			
OTHER MEMBERS OF FAMILY				
NAME		RELATIONSHIP	AGE	BIRTHPLACE,
Eugene		S	41	Tenn
Carl		S	34	
Andrew Narrak		S	36	
Ola		SD	19	Ark
Ruth		SD	16	
Verna		SD	14	
E E		SD	12	

FORM 10-636A

1910 CENSUS INDEX - INDIVIDUAL

U.S. DEPARTMENT OF COMMERCE
BUREAU OF THE CENSUS

TEXAS

W 300	HEAD OF FAMILY Wheat S. A.		E.O. 9	SHEET 4
COLOR W	AGE 29	BIRTHPLACE		VOL. 7
COUNTY Bell		CITY		
OTHER MEMBERS OF FAMILY				
NAME		RELATIONSHIP	AGE	BIRTHPLACE
M. E.		W	22	
Earnest		S	4	

FORM 10-636
1910 CENSUS INDEX - FAMILY

U. S. DEPARTMENT OF COMMERCE
BUREAU OF THE CENSUS

TEXAS

W300	NAME OF INDIVIDUAL <i>White S. G.</i>		E.D. <i>21</i>	SHEET <i>15</i>
COLOR <i>W</i>	AGE <i>61</i>	BIRTHPLACE <i>Mo.</i>	VOL. <i>27</i>	
COUNTY <i>Collin</i>		CITY		
ENUMERATED WITH <i>White M. E.</i>				
RELATIONSHIP TO ABOVE				
<input type="checkbox"/> SON	<input type="checkbox"/> NEPHEW	<input type="checkbox"/> STEPSON		
<input type="checkbox"/> DAUGHTER	<input type="checkbox"/> NIECE	<input type="checkbox"/> STEPDAUGHTER		
<input type="checkbox"/> BROTHER	<input type="checkbox"/> FATHER-IN-LAW	<input type="checkbox"/> COUSIN		
<input type="checkbox"/> SISTER	<input type="checkbox"/> MOTHER-IN-LAW	<input type="checkbox"/> HIRED MAN		
<input type="checkbox"/> FATHER	<input type="checkbox"/> SON-IN-LAW	<input type="checkbox"/> ROOMER		
<input checked="" type="checkbox"/> MOTHER	<input type="checkbox"/> DAUGHTER-IN-LAW	<input type="checkbox"/> SERVANT		
<input type="checkbox"/> GRANDSON	<input type="checkbox"/> BROTHER-IN-LAW	<input type="checkbox"/> OTHER (Specify)		
<input type="checkbox"/> GRANDDAUGHTER	<input type="checkbox"/> SISTER-IN-LAW			
<input type="checkbox"/> GRANDCHILD	<input type="checkbox"/> ORPHAN			

FORM 10-637

1910 CENSUS INDEX - INDIVIDUAL.

U. S. DEPARTMENT OF COMMERCE
BUREAU OF THE CENSUS

TEXAS

W. 300	HEAD OF FAMILY		Wood, S a	E. D.	SHEET
				83	7
COLOR	AGE	BIRTHPLACE		VOL.	
W	62	S car		97	
COUNTY			CITY		
McLennan			Waco		
OTHER MEMBERS OF FAMILY					
NAME		RELATIONSHIP	AGE	BIRTHPLACE	
S a		W	64	S car	
Lara		D	25	I	
Simpkin		S	20		

FORM 10 636
1910 CENSUS INDEX - FAMILY

U. S. DEPARTMENT OF COMMERCE
BUREAU OF THE CENSUS

TEXAS

W300	HEAD OF FAMILY Wyatt S. A.		E.D. 64	SHEET 9
COLOR W.	AGE 64	BIRTHPLACE Lynn	VOL. 31	
COUNTY Cooke		CITY		
OTHER MEMBERS OF FAMILY				
NAME		RELATION- SHIP	AGE	BIRTHPLACE
William Lee		D	21	
Lionel Frank		S	20	
Mary		D	22	
Carl		S	2	

FORM 10-636
-1910 CENSUS INDEX - FAMILY

U.S. DEPARTMENT OF COMMERCE
BUREAU OF THE CENSUS

TEXAS

W 300	HEAD OF FAMILY W. E. ...		E.D. 104	SHEET 204
COLOR W	AGE 27	BIRTHPLACE		VOL. 66
COUNTY Harris		CITY Houston		
OTHER MEMBERS OF FAMILY				
NAME		RELATIONSHIP	AGE	BIRTHPLACE
T. ...		W	24	

FORM 10 636
1910 CENSUS INDEX - FAMILY

U.S. DEPARTMENT OF COMMERCE
BUREAU OF THE CENSUS

TEXAS

W 300	HEAD OF FAMILY White		E.D. 104	SHEET 114
COLOR	AGE	BIRTHPLACE	VOL. 66	
COUNTY Harris	CITY Houston			
OTHER MEMBERS OF FAMILY				
NAME		RELATIONSHIP	AGE	BIRTHPLACE
Wife		W	37	
J. D.		D	31	
Bennie		D	17	

FORM 10 636
1910 CENSUS INDEX - FAMILY

U. S. DEPARTMENT OF COMMERCE
BUREAU OF THE CENSUS



TEXAS

W 3 ac		HEAD OF FAMILY		E.D.		SHEET	
COLOR		AGE		BIRTHPLACE		VOL.	
W		32		Ryland L.		83	
COUNTY				CITY			
Jefferson				Bismarck			
OTHER MEMBERS OF FAMILY							
NAME		RELATIONSHIP		AGE		BIRTHPLACE	
Ethel		W		28			
Ryland Jr.		S		1 1/2			
2		5					

FORM 10 636
1910 CENSUS INDEX - FAMILY

U. S. DEPARTMENT OF COMMERCE
BUREAU OF THE CENSUS

TEXAS

W 300	NAME OF INDIVIDUAL W. Hatt, Ruthy		E.D. 49	SHEET 300
COLOR W	AGE 2	BIRTHPLACE	VOL. 94	
COUNTY Jamesone		CITY		
ENUMERATED WITH Kelly George				
RELATIONSHIP TO ABOVE				
<input type="checkbox"/> SON	<input type="checkbox"/> NEPHEW	<input type="checkbox"/> STEPSON		
<input type="checkbox"/> DAUGHTER	<input type="checkbox"/> NIECE	<input type="checkbox"/> STEPDAUGHTER		
<input type="checkbox"/> BROTHER	<input type="checkbox"/> FATHER-IN-LAW	<input type="checkbox"/> COUSIN		
<input type="checkbox"/> SISTER	<input type="checkbox"/> MOTHER-IN-LAW	<input type="checkbox"/> HIRED MAN		
<input type="checkbox"/> FATHER	<input type="checkbox"/> SON-IN-LAW	<input type="checkbox"/> ROOMER		
<input type="checkbox"/> MOTHER	<input type="checkbox"/> DAUGHTER-IN-LAW	<input type="checkbox"/> SERVANT		
<input type="checkbox"/> GRANDSON	<input type="checkbox"/> BROTHER-IN-LAW	<input type="checkbox"/> OTHER (Specify)		
<input checked="" type="checkbox"/> GRANDDAUGHTER	<input type="checkbox"/> SISTER-IN-LAW			
<input type="checkbox"/> GRANDCHILD	<input type="checkbox"/> ORPHAN			

FORM 10-637

1910 CENSUS INDEX - INDIVIDUAL

U.S. DEPARTMENT OF COMMERCE
BUREAU OF THE CENSUS

TEXAS

W 300	NAME OF INDIVIDUAL W. Gatt, Ruth M.		E.O. 84	SHEET 372
COLOR W	AGE 56	BIRTHPLACE	VOL. 84	
COUNTY Jefferson		CITY Port Arthur		
ENUMERATED WITH Bynum, John E.				
RELATIONSHIP TO ABOVE				
<input type="checkbox"/> SON	<input type="checkbox"/> NEPHEW	<input type="checkbox"/> STEPSON		
<input type="checkbox"/> DAUGHTER	<input type="checkbox"/> NIECE	<input type="checkbox"/> STEPDAUGHTER		
<input type="checkbox"/> BROTHER	<input type="checkbox"/> FATHER-IN-LAW	<input type="checkbox"/> COUSIN		
<input type="checkbox"/> SISTER	<input checked="" type="checkbox"/> MOTHER-IN-LAW	<input type="checkbox"/> HIRED MAN		
<input type="checkbox"/> FATHER	<input type="checkbox"/> SON-IN-LAW	<input type="checkbox"/> ROOMER		
<input type="checkbox"/> MOTHER	<input type="checkbox"/> DAUGHTER-IN-LAW	<input type="checkbox"/> SERVANT		
<input type="checkbox"/> GRANDSON	<input type="checkbox"/> BROTHER-IN-LAW	<input type="checkbox"/> OTHER (Specify)		
<input type="checkbox"/> GRANDDAUGHTER	<input type="checkbox"/> SISTER-IN-LAW			
<input type="checkbox"/> GRANDCHILD	<input type="checkbox"/> ORPHAN			

FORM 10 637
1910 CENSUS INDEX - INDIVIDUAL

U. S. DEPARTMENT OF COMMERCE
BUREAU OF THE CENSUS

TEXAS

W300		NAME OF INDIVIDUAL <i>White, Ruth M.</i>		E.D. 1	SHEET 2
COLOR <i>W</i>	AGE <i>5</i>	BIRTHPLACE		VOL. <i>26</i>	
COUNTY <i>Collin</i>		CITY			
ENUMERATED WITH <i>Cameron, Franklin B.</i>					
RELATIONSHIP TO ABOVE					
<input type="checkbox"/> SON	<input type="checkbox"/> NEPHEW	<input type="checkbox"/> STEPSON			
<input checked="" type="checkbox"/> DAUGHTER	<input type="checkbox"/> NIECE	<input type="checkbox"/> STEPDAUGHTER			
<input type="checkbox"/> BROTHER	<input type="checkbox"/> FATHER-IN-LAW	<input type="checkbox"/> COUSIN			
<input type="checkbox"/> SISTER	<input type="checkbox"/> MOTHER-IN-LAW	<input type="checkbox"/> HIRED MAN			
<input type="checkbox"/> FATHER	<input type="checkbox"/> SON-IN-LAW	<input type="checkbox"/> ROOMER			
<input type="checkbox"/> MOTHER	<input type="checkbox"/> DAUGHTER-IN-LAW	<input type="checkbox"/> SERVANT			
<input type="checkbox"/> GRANDSON	<input type="checkbox"/> BROTHER-IN-LAW	<input type="checkbox"/> OTHER (Specify)			
<input type="checkbox"/> GRANDDAUGHTER	<input type="checkbox"/> SISTER-IN-LAW				
<input type="checkbox"/> GRANDCHILD	<input type="checkbox"/> ORPHAN				

FORM 10-637

1910 CENSUS INDEX - INDIVIDUAL

U. S. DEPARTMENT OF COMMERCE
BUREAU OF THE CENSUS

TEXAS

W-300	HEAD OF FAMILY		Witte Ruth A	E.D.	SHEET
COLOR	AGE	BIRTHPLACE		VOL.	
W-58					50
COUNTY	Floyd		CITY	Lockney	
OTHER MEMBERS OF FAMILY					
NAME		RELATIONSHIP	AGE	BIRTHPLACE	
Margaret A		12	26		
Henry E		5	24		

FORM 10-636
1910 CENSUS INDEX - FAMILY

U.S. DEPARTMENT OF COMMERCE
BUREAU OF THE CENSUS

TEXAS

W 300		NAME OF INDIVIDUAL Fida Ruth		E.D. 103	SHEET 32
COLOR W	AGE 13	BIRTHPLACE		VOL. 140	
COUNTY -		CITY Van Zandt			
ENUMERATED WITH Foster William J					
RELATIONSHIP TO ABOVE					
<input type="checkbox"/> SON	<input type="checkbox"/> NEPHEW	<input type="checkbox"/> STEPSON			
<input type="checkbox"/> DAUGHTER	<input type="checkbox"/> NIECE	<input checked="" type="checkbox"/> STEPDAUGHTER			
<input type="checkbox"/> BROTHER	<input type="checkbox"/> FATHER-IN-LAW	<input type="checkbox"/> COUSIN			
<input type="checkbox"/> SISTER	<input type="checkbox"/> MOTHER-IN-LAW	<input type="checkbox"/> HIRED MAN			
<input type="checkbox"/> FATHER	<input type="checkbox"/> SON-IN-LAW	<input type="checkbox"/> ROOMER			
<input type="checkbox"/> MOTHER	<input type="checkbox"/> DAUGHTER-IN-LAW	<input type="checkbox"/> SERVANT			
<input type="checkbox"/> GRANDSON	<input type="checkbox"/> BROTHER-IN-LAW	<input type="checkbox"/> OTHER (Specify)			
<input type="checkbox"/> GRANDDAUGHTER	<input type="checkbox"/> SISTER-IN-LAW				
<input type="checkbox"/> GRANDCHILD	<input type="checkbox"/> ORPHAN				

FORM BC-627 (5-5-57)
FORMERLY 10-637

1910 CENSUS INDEX - INDIVIDUAL

U.S. DEPARTMENT OF COMMERCE
BUREAU OF THE CENSUS

TEXAS

LV300	NAME OF INDIVIDUAL <i>White Ruth</i>		E.D. <i>97</i>	SHEET <i>48</i>
COLOR <i>mu</i>	AGE <i>8</i>	BIRTHPLACE	VOL. <i>68</i>	
COUNTY <i>Harris</i>		CITY <i>Houston</i>		
ENUMERATED WITH <i>Gossby J T</i>				
RELATIONSHIP TO ABOVE				
<input type="checkbox"/> SON	<input type="checkbox"/> NEPHEW	<input type="checkbox"/> STEPSON		
<input type="checkbox"/> DAUGHTER	<input type="checkbox"/> NIECE	<input type="checkbox"/> STEPDAUGHTER		
<input type="checkbox"/> BROTHER	<input type="checkbox"/> FATHER-IN-LAW	<input type="checkbox"/> COUSIN		
<input type="checkbox"/> SISTER	<input type="checkbox"/> MOTHER-IN-LAW	<input type="checkbox"/> HIRED MAN		
<input type="checkbox"/> FATHER	<input type="checkbox"/> SON-IN-LAW	<input type="checkbox"/> ROOMER		
<input type="checkbox"/> MOTHER	<input type="checkbox"/> DAUGHTER-IN-LAW	<input type="checkbox"/> SERVANT		
<input type="checkbox"/> GRANDSON	<input type="checkbox"/> BROTHER-IN-LAW	<input type="checkbox"/> OTHER (<i>Specify</i>)		
<input checked="" type="checkbox"/> GRANDDAUGHTER	<input type="checkbox"/> SISTER-IN-LAW			
<input type="checkbox"/> GRANDCHILD	<input type="checkbox"/> ORPHAN			

FORM 10 637
1910 CENSUS INDEX - INDIVIDUAL

U. S. DEPARTMENT OF COMMERCE
BUREAU OF THE CENSUS

TEXAS

W307	NAME OF INDIVIDUAL Wood Ruth		E.D. 42	SHEET 7
COLOR W	AGE 7	BIRTHPLACE La	VOL. 32	
COUNTY Coryell		CITY		
ENUMERATED WITH Wood James M.				
RELATIONSHIP TO ABOVE				
<input type="checkbox"/> SON	<input type="checkbox"/> NEPHEW	<input type="checkbox"/> STEPSON		
<input type="checkbox"/> DAUGHTER	<input type="checkbox"/> NIECE	<input type="checkbox"/> STEPDAUGHTER		
<input type="checkbox"/> BROTHER	<input type="checkbox"/> FATHER-IN-LAW	<input type="checkbox"/> COUSIN		
<input type="checkbox"/> SISTER	<input type="checkbox"/> MOTHER-IN-LAW	<input type="checkbox"/> HIRED MAN		
<input type="checkbox"/> FATHER	<input type="checkbox"/> SON-IN-LAW	<input type="checkbox"/> ROOMER		
<input type="checkbox"/> MOTHER	<input type="checkbox"/> DAUGHTER-IN-LAW	<input type="checkbox"/> SERVANT		
<input type="checkbox"/> GRANDSON	<input type="checkbox"/> BROTHER-IN-LAW	<input checked="" type="checkbox"/> OTHER (Specify)		
<input type="checkbox"/> GRANDDAUGHTER	<input type="checkbox"/> SISTER-IN-LAW	ad		
<input type="checkbox"/> GRANDCHILD	<input type="checkbox"/> ORPHAN			

FORM 10-637

1910 CENSUS INDEX - INDIVIDUAL

U. S. DEPARTMENT OF COMMERCE
BUREAU OF THE CENSUS

TEXAS

W300		HEAD OF FAMILY		E.D.	SHEET
Wood		Bull		112	182
COLOR	AGE	BIRTHPLACE		VOL.	
	47			19	
COUNTY			CITY	Greenville	
OTHER MEMBERS OF FAMILY					
NAME		RELATIONSHIP	AGE	BIRTHPLACE	
Lena		W	24		
Frank		B	20		

FORM 10 636
1910 CENSUS INDEX - FAMILY

U. S. DEPARTMENT OF COMMERCE
BUREAU OF THE CENSUS

TEXAS

W 300	NAME OF INDIVIDUAL <i>Brayatt Ruth</i>		E.D. <i>44</i>	SHEET <i>316</i>
COLOR <i>W</i>	AGE <i>12</i>	BIRTHPLACE	VOL. <i>3-5</i>	
COUNTY <i>Dallas</i>		CITY <i>Dallas</i>		
ENUMERATED WITH <i>Brayell Mary M</i>				
RELATIONSHIP TO ABOVE				
<input type="checkbox"/> SON	<input type="checkbox"/> NEPHEW	<input type="checkbox"/> STEPSON		
<input type="checkbox"/> DAUGHTER	<input type="checkbox"/> NIECE	<input type="checkbox"/> STEPDAUGHTER		
<input type="checkbox"/> BROTHER	<input type="checkbox"/> FATHER-IN-LAW	<input type="checkbox"/> COUSIN		
<input type="checkbox"/> SISTER	<input type="checkbox"/> MOTHER-IN-LAW	<input type="checkbox"/> HIRED MAN		
<input type="checkbox"/> FATHER	<input type="checkbox"/> SON-IN-LAW	<input type="checkbox"/> ROOMER		
<input type="checkbox"/> MOTHER	<input type="checkbox"/> DAUGHTER-IN-LAW	<input type="checkbox"/> SERVANT		
<input type="checkbox"/> GRANDSON	<input type="checkbox"/> BROTHER-IN-LAW	<input type="checkbox"/> OTHER (Specify)		
<input checked="" type="checkbox"/> GRANDDAUGHTER	<input type="checkbox"/> SISTER-IN-LAW			
<input type="checkbox"/> GRANDCHILD	<input type="checkbox"/> ORPHAN			

FORM 10-637
1910 CENSUS INDEX - INDIVIDUAL

U.S. DEPARTMENT OF COMMERCE
BUREAU OF THE CENSUS

TEXAS

W 300		HEAD OF FAMILY		Wade, Rusty		E.D.	SHEET
W		AGE	BIRTHPLACE			33	25
W		52				VOL.	48
COUNTY				Erath		CITY	
OTHER MEMBERS OF FAMILY							
NAME		RELATIONSHIP	AGE	BIRTHPLACE			
Mary		W	48				
Altona		S	22				
Lennie		S	21				
Bernie		S	20				
Jimmy		S	14				
Audie		S	8				

FORM 10-636

1910 CENSUS INDEX - FAMILY

U. S. DEPARTMENT OF COMMERCE
BUREAU OF THE CENSUS

TEXAS

W 300	NAME OF INDIVIDUAL <i>White Russell A</i>		E.D. 16	SHEET 586
COLOR <i>w</i>	AGE 22	BIRTH PLACE	VOL. 53	
COUNTY	Fort Bend	CITY		
ENUMERATED WITH <i>White Edger</i>				
RELATIONSHIP TO ABOVE				
<input type="checkbox"/> SON	<input type="checkbox"/> NEPHEW	<input type="checkbox"/> STEPSON		
<input type="checkbox"/> DAUGHTER	<input type="checkbox"/> NIECE	<input type="checkbox"/> STEPDAUGHTER		
<input checked="" type="checkbox"/> BROTHER	<input type="checkbox"/> FATHER-IN-LAW	<input type="checkbox"/> COUSIN		
<input type="checkbox"/> SISTER	<input type="checkbox"/> MOTHER-IN-LAW	<input type="checkbox"/> HIRED MAN		
<input type="checkbox"/> FATHER	<input type="checkbox"/> SON-IN-LAW	<input type="checkbox"/> ROOMER		
<input type="checkbox"/> MOTHER	<input type="checkbox"/> DAUGHTER-IN-LAW	<input type="checkbox"/> SERVANT		
<input type="checkbox"/> GRANDSON	<input type="checkbox"/> BROTHER-IN-LAW	<input type="checkbox"/> OTHER (Specify)		
<input type="checkbox"/> GRANDDAUGHTER	<input type="checkbox"/> SISTER-IN-LAW			
<input type="checkbox"/> GRANDCHILD	<input type="checkbox"/> ORPHAN			

FORM 10-637

1910 CENSUS INDEX - INDIVIDUAL

U.S. DEPARTMENT OF COMMERCE
BUREAU OF THE CENSUS

TEXAS

1030		HEAD OF FAMILY		E.D.	SHEET
Wyatt Russell		17		196	
COLOR	AGE	BIRTHPLACE		VOL.	
W	23	Denton		39	
COUNTY	CITY				
OTHER MEMBERS OF FAMILY					
NAME		RELATIONSHIP	AGE	BIRTHPLACE	
Lydia		W	20		
Serkia		S	1 1/2		

FORM 10 636
 1910 CENSUS INDEX - FAMILY

U. S. DEPARTMENT OF COMMERCE
 BUREAU OF THE CENSUS

TEXAS

6320		NAME OF INDIVIDUAL <i>John P. ...</i>		E.D.	SHEET
COLOR <i>W</i>	AGE <i>18</i>	BIRTHPLACE <i>Kan</i>		<i>21</i>	<i>6</i>
COUNTY		CITY		<i>21</i>	
		<i>Centm</i>			
ENUMERATED WITH <i>Wife, Edward</i>					
RELATIONSHIP TO ABOVE					
<input type="checkbox"/> SON	<input type="checkbox"/> NEPHEW	<input checked="" type="checkbox"/> STEPSON			
<input type="checkbox"/> DAUGHTER	<input type="checkbox"/> NIECE	<input type="checkbox"/> STEPDAUGHTER			
<input type="checkbox"/> BROTHER -	<input type="checkbox"/> FATHER-IN-LAW	<input type="checkbox"/> COUSIN			
<input type="checkbox"/> SISTER	<input type="checkbox"/> MOTHER-IN-LAW	<input type="checkbox"/> HIRED MAN			
<input type="checkbox"/> FATHER	<input type="checkbox"/> SON-IN-LAW	<input type="checkbox"/> ROOMER			
<input type="checkbox"/> MOTHER	<input type="checkbox"/> DAUGHTER-IN-LAW	<input type="checkbox"/> SERVANT			
<input type="checkbox"/> GRANDSON	<input type="checkbox"/> BROTHER-IN-LAW	<input type="checkbox"/> OTHER (Specify)			
<input type="checkbox"/> GRANDDAUGHTER	<input type="checkbox"/> SISTER-IN-LAW				
<input type="checkbox"/> GRANDCHILD	<input type="checkbox"/> ORPHAN				

FORM 10 637
1910 CENSUS INDEX - INDIVIDUAL

U. S. DEPARTMENT OF COMMERCE
BUREAU OF THE CENSUS

TEXAS

W 300	NAME OF INDIVIDUAL <i>White Russell</i>		E.D. 176	SHEET 86
COLOR <i>Wm</i>	AGE 28	BIRTHPLACE <i>U.S.</i>	VOL. 76	
COUNTY	<i>Hill</i>		CITY	
ENUMERATED WITH <i>Johnson Jones</i>				
RELATIONSHIP TO ABOVE				
<input type="checkbox"/> SON	<input type="checkbox"/> NEPHEW	<input type="checkbox"/> STEPSON		
<input type="checkbox"/> DAUGHTER	<input type="checkbox"/> NIECE	<input type="checkbox"/> STEPDAUGHTER		
<input type="checkbox"/> BROTHER	<input type="checkbox"/> FATHER-IN-LAW	<input type="checkbox"/> COUSIN		
<input type="checkbox"/> SISTER	<input type="checkbox"/> MOTHER-IN-LAW	<input type="checkbox"/> HIRED MAN		
<input type="checkbox"/> FATHER	<input type="checkbox"/> SON-IN-LAW	<input checked="" type="checkbox"/> ROOMER		
<input type="checkbox"/> MOTHER	<input type="checkbox"/> DAUGHTER-IN-LAW	<input type="checkbox"/> SERVANT		
<input type="checkbox"/> GRANDSON	<input type="checkbox"/> BROTHER-IN-LAW	<input type="checkbox"/> OTHER (Specify)		
<input type="checkbox"/> GRANDDAUGHTER	<input type="checkbox"/> SISTER-IN-LAW			
<input type="checkbox"/> GRANDCHILD	<input type="checkbox"/> ORPHAN			

FORM 10-637
1910 CENSUS INDEX - INDIVIDUAL

U.S. DEPARTMENT OF COMMERCE
BUREAU OF THE CENSUS

TEXAS

U-302		HEAD OF FAMILY		white Russell		E.D.	SHEET
COLOR	AGE	BIRTHPLACE				156	336
Wm	44					VOL.	25
COUNTY		Hill		CITY		Hill, Texas	
OTHER MEMBERS OF FAMILY							
NAME		RELATIONSHIP	AGE	BIRTHPLACE			
Jennie		W	35				
William		22	17				
Arthur		23	18				
Pascala		Dr	16				

FORM 10-636
1910 CENSUS INDEX - FAMILY

U. S. DEPARTMENT OF COMMERCE
BUREAU OF THE CENSUS

TEXAS

W 300		NAME OF INDIVIDUAL <i>White Russell</i>		E.D. <i>138</i>	SHEET <i>251</i>
COLOR <i>W</i>	AGE <i>9</i>	BIRTHPLACE		VOL. <i>135</i>	
COUNTY		Titus		CITY	
ENUMERATED WITH <i>Stanley Edward P</i>					
RELATIONSHIP TO ABOVE					
<input type="checkbox"/> SON	<input type="checkbox"/> NEPHEW	<input checked="" type="checkbox"/> STEPSON			
<input type="checkbox"/> DAUGHTER	<input type="checkbox"/> NIECE	<input type="checkbox"/> STEPDAUGHTER			
<input type="checkbox"/> BROTHER	<input type="checkbox"/> FATHER-IN-LAW	<input type="checkbox"/> COUSIN			
<input type="checkbox"/> SISTER	<input type="checkbox"/> MOTHER-IN-LAW	<input type="checkbox"/> HIRED MAN			
<input type="checkbox"/> FATHER	<input type="checkbox"/> SON-IN-LAW	<input type="checkbox"/> ROOMER			
<input type="checkbox"/> MOTHER	<input type="checkbox"/> DAUGHTER-IN-LAW	<input type="checkbox"/> SERVANT			
<input type="checkbox"/> GRANDSON	<input type="checkbox"/> BROTHER-IN-LAW	<input type="checkbox"/> OTHER (Specify)			
<input type="checkbox"/> GRANDDAUGHTER	<input type="checkbox"/> SISTER-IN-LAW				
<input type="checkbox"/> GRANDCHILD	<input type="checkbox"/> ORPHAN				

FORM BC-627 (5-9-67)
FORMERLY 70-637

1910 CENSUS INDEX - INDIVIDUAL

U.S. DEPARTMENT OF COMMERCE
BUREAU OF THE CENSUS

-TEXAS

W 300		NAME OF INDIVIDUAL White, Russell		E.D. 236	SHEET 102
COLOR W	AGE 10	BIRTHPLACE Wilbarger		CITY Vernon	
COUNTY				VOL. 142	
ENUMERATED WITH		Ray, Elizabeth			
RELATIONSHIP TO ABOVE		<input type="checkbox"/> SON <input type="checkbox"/> DAUGHTER <input type="checkbox"/> BROTHER <input type="checkbox"/> SISTER <input type="checkbox"/> FATHER <input checked="" type="checkbox"/> MOTHER <input type="checkbox"/> GRANDFATHER <input type="checkbox"/> GRANDDAUGHTER <input type="checkbox"/> GRANDCHILD <input type="checkbox"/> NEPHEW <input type="checkbox"/> NIECE <input type="checkbox"/> FATHER-IN-LAW <input type="checkbox"/> MOTHER-IN-LAW <input type="checkbox"/> SON-IN-LAW <input type="checkbox"/> DAUGHTER-IN-LAW <input type="checkbox"/> BROTHER-IN-LAW <input type="checkbox"/> SISTER-IN-LAW <input type="checkbox"/> ORPHAN <input type="checkbox"/> STEPSON <input type="checkbox"/> STEPDAUGHTER <input type="checkbox"/> COUSIN <input type="checkbox"/> HIRED MAN <input type="checkbox"/> ROOMER <input type="checkbox"/> SERVANT <input type="checkbox"/> OTHER (Specify)			

FORM BC-627 15-7-67
FORMERLY 70-637

1910 CENSUS INDEX - INDIVIDUAL

U. S. DEPARTMENT OF COMMERCE
BUREAU OF THE CENSUS

TEXAS

W300	NAME OR INDIVIDUAL		E.D.	SHEET
COLOR	White	Russel B	227	326
W	AGE	BIRTHPLACE	VOL.	
	20	Ind	141	
COUNTY	Wichita	CITY	Wichita	Falls
ENUMERATED WITH	Kimbough J			
RELATIONSHIP TO ABOVE				
<input type="checkbox"/> SON	<input type="checkbox"/> NEPHEW	<input type="checkbox"/> STEPSON		
<input type="checkbox"/> DAUGHTER	<input type="checkbox"/> NIECE	<input type="checkbox"/> STEPDAUGHTER		
<input type="checkbox"/> BROTHER	<input type="checkbox"/> FATHER-IN-LAW	<input type="checkbox"/> COUSIN		
<input type="checkbox"/> SISTER	<input type="checkbox"/> MOTHER-IN-LAW	<input type="checkbox"/> HIRED MAN		
<input type="checkbox"/> FATHER	<input type="checkbox"/> SON-IN-LAW	<input checked="" type="checkbox"/> ROOMER		
<input type="checkbox"/> MOTHER	<input type="checkbox"/> DAUGHTER-IN-LAW	<input type="checkbox"/> SERVANT		
<input type="checkbox"/> GRANDSON	<input type="checkbox"/> BROTHER-IN-LAW	<input type="checkbox"/> OTHER (Specify)		
<input type="checkbox"/> GRANDDAUGHTER	<input type="checkbox"/> SISTER-IN-LAW			
<input type="checkbox"/> GRANDCHILD	<input type="checkbox"/> ORPHAN			

FORM BC-627 (5-5-67)
FORMERLY 10-637

1910 CENSUS INDEX - INDIVIDUAL

U.S. DEPARTMENT OF COMMERCE
BUREAU OF THE CENSUS

TEXAS

W 300-	HEAD OF FAMILY		Wood Russell	E.D.	SHEET
COLOR	AGE	BIRTHPLACE		VOL.	
W	31	-		137	
COUNTY			CITY		
			Austin		
OTHER MEMBERS OF FAMILY					
NAME		RELATIONSHIP	AGE	BIRTHPLACE	
Beatrice W		W	27	Mo.	

FORM 10 636
1910 CENSUS INDEX - FAMILY

U. S. DEPARTMENT OF COMMERCE
BUREAU OF THE CENSUS

TEXAS

u300		NAME OF INDIVIDUAL		E.D.		SHEET	
Wade		Russell		52		138	
COLOR	AGE	BIRTHPLACE		VOL.			
W	15			85			
COUNTY				CITY			
Johnson							
ENUMERATED WITH							
Wade J. F.							
RELATIONSHIP TO ABOVE							
<input type="checkbox"/> SON	<input checked="" type="checkbox"/> NEPHEW	<input type="checkbox"/> STEPSON					
<input type="checkbox"/> DAUGHTER	<input type="checkbox"/> NIECE	<input type="checkbox"/> STEPDAUGHTER					
<input type="checkbox"/> BROTHER	<input type="checkbox"/> FATHER-IN-LAW	<input type="checkbox"/> COUSIN					
<input type="checkbox"/> SISTER	<input type="checkbox"/> MOTHER-IN-LAW	<input type="checkbox"/> HIRED MAN					
<input type="checkbox"/> FATHER	<input type="checkbox"/> SON-IN-LAW	<input type="checkbox"/> ROOMER					
<input type="checkbox"/> MOTHER	<input type="checkbox"/> DAUGHTER-IN-LAW	<input type="checkbox"/> SERVANT					
<input type="checkbox"/> GRANDSON	<input type="checkbox"/> BROTHER-IN-LAW	<input type="checkbox"/> OTHER (Specify)					
<input type="checkbox"/> GRANDDAUGHTER	<input type="checkbox"/> SISTER-IN-LAW						
<input type="checkbox"/> GRANDCHILD	<input type="checkbox"/> ORPHAN						

FORM 10-637

1910 CENSUS INDEX - INDIVIDUAL

U. S. DEPARTMENT OF COMMERCE
BUREAU OF THE CENSUS

TEXAS

14300	HEAD OF FAMILY Wood Rush D.		E.D. 26	SHEET 129
COLOR W	AGE 63	BIRTHPLACE Ala.	VOL. 58	
COUNTY Grimes		CITY		
OTHER MEMBERS OF FAMILY				
NAME		RELATIONSHIP	AGE	BIRTHPLACE
Living Alone				

FORM 10-536
1910 CENSUS INDEX - FAMILY

U.S. DEPARTMENT OF COMMERCE
BUREAU OF THE CENSUS

TEXAS

W 300	HEAD OF FAMILY Wood Rush		E.D. 26	SHEET 125
COLOR W	AGE 28	BIRTHPLACE		VOL. 58
COUNTY Grimes		CITY		
OTHER MEMBERS OF FAMILY				
NAME		RELATIONSHIP	AGE	BIRTHPLACE
Claud		W	25	
Mary E.		D	7	
Henry C.		S	4	
Claud E.		S	9/12	

FORM 10-636
1910 CENSUS INDEX - FAMILY

U.S. DEPARTMENT OF COMMERCE
BUREAU OF THE CENSUS

TEXAS

W300	HEAD OF FAMILY White Rufus E.		E.D. 24	SHEET 268
COLOR W	AGE 29	BIRTHPLACE		VOL. 48
COUNTY Erath		CITY		
OTHER MEMBERS OF FAMILY				
NAME		RELATION- SHIP	AGE	BIRTHPLACE
Grosvenor		W	28	
Rufus		S	9	
Holland V		S	6	
James C.		S	3	
Alvin J.		D	16	New York

FORM 10 636
1910 CENSUS INDEX - FAMILY

U. S. DEPARTMENT OF COMMERCE
BUREAU OF THE CENSUS

TEXAS

W300		NAME OF INDIVIDUAL White Ramey		E.D. 150	SHEET 12
COLOR w	AGE 64	BIRTHPLACE Ga.		VOL. 89	
COUNTY Knox		CITY			
ENUMERATED WITH No Head Shown					
RELATIONSHIP TO ABOVE					
<input type="checkbox"/> SON	<input type="checkbox"/> NEPHEW	<input type="checkbox"/> STEPSON			
<input type="checkbox"/> DAUGHTER	<input type="checkbox"/> NIECE	<input type="checkbox"/> STEPDAUGHTER			
<input type="checkbox"/> BROTHER	<input type="checkbox"/> FATHER-IN-LAW	<input type="checkbox"/> COUSIN			
<input type="checkbox"/> SISTER	<input type="checkbox"/> MOTHER-IN-LAW	<input type="checkbox"/> HIRED MAN			
<input type="checkbox"/> FATHER	<input type="checkbox"/> SON-IN-LAW	<input type="checkbox"/> ROOMER			
<input checked="" type="checkbox"/> MOTHER	<input type="checkbox"/> DAUGHTER-IN-LAW	<input type="checkbox"/> SERVANT			
<input type="checkbox"/> GRANDSON	<input type="checkbox"/> BROTHER-IN-LAW	<input type="checkbox"/> OTHER (Specify)			
<input type="checkbox"/> GRANDDAUGHTER	<input checked="" type="checkbox"/> SISTER-IN-LAW				
<input type="checkbox"/> GRANDCHILD	<input type="checkbox"/> ORPHAN				

FORM 10 637
1910 CENSUS INDEX - INDIVIDUAL

U. S. DEPARTMENT OF COMMERCE
BUREAU OF THE CENSUS

TEXAS

20 300		HEAD OF FAMILY Walter Rufus S.			E.D. 68	SHEET 119
COLOR W	AGE 59	BIRTHPLACE Mass			VOL. 115	
COUNTY Parker				CITY Weatherford		
OTHER MEMBERS OF FAMILY						
NAME		RELATIONSHIP	AGE	BIRTHPLACE		
James		W	46			
Dorothy		D	22			
James		D	19			
Dorothy		S	14			
Lillian		D	11			

FORM 10 636
1910 CENSUS INDEX - FAMILY

U.S. DEPARTMENT OF COMMERCE
BUREAU OF THE CENSUS

TEXAS

W 300		NAME OF INDIVIDUAL White Rufus P		E.D. 138	SHEET 184
COLOR W	AGE 67	BIRTH PLACE Ga	VOL. 135		
COUNTY			CITY		
ENUMERATED WITH Titus White George					
RELATIONSHIP TO ABOVE					
<input type="checkbox"/> SON	<input type="checkbox"/> NEPHEW	<input type="checkbox"/> STEPSON			
<input type="checkbox"/> DAUGHTER	<input type="checkbox"/> NIECE	<input type="checkbox"/> STEPDAUGHTER			
<input type="checkbox"/> BROTHER	<input type="checkbox"/> FATHER-IN-LAW	<input type="checkbox"/> COUSIN			
<input type="checkbox"/> SISTER	<input type="checkbox"/> MOTHER-IN-LAW	<input type="checkbox"/> HIRED MAN			
<input checked="" type="checkbox"/> FATHER	<input type="checkbox"/> SON-IN-LAW	<input type="checkbox"/> ROOMER			
<input type="checkbox"/> MOTHER	<input type="checkbox"/> DAUGHTER-IN-LAW	<input type="checkbox"/> SERVANT			
<input type="checkbox"/> GRANDSON	<input type="checkbox"/> BROTHER-IN-LAW	<input type="checkbox"/> OTHER (Specify)			
<input type="checkbox"/> GRANDDAUGHTER	<input type="checkbox"/> SISTER-IN-LAW	<input type="checkbox"/>			
<input type="checkbox"/> GRANDCHILD	<input type="checkbox"/> ORPHAN	<input type="checkbox"/>			

FORM BC-627 (5-8-67)
FORMERLY 10-637

1910 CENSUS INDEX - INDIVIDUAL

U.S. DEPARTMENT OF COMMERCE
BUREAU OF THE CENSUS

TEXAS

16300	HEAD OF FAMILY Hood, Rufus H.		E.D. 120	SHEET 12
COLOR W	AGE 55	BIRTHPLACE Pa.	VOL. 18	
COUNTY Burnet		CITY		
OTHER MEMBERS OF FAMILY				
NAME		RELATION- SHIP	AGE	BIRTHPLACE
Pearl		W	38	
Etta J.		D	19	
Rufus H.		S	13	
Annie M.		D	4	

FORM 10-636

1910 CENSUS INDEX - FAMILY

U.S. DEPARTMENT OF COMMERCE
BUREAU OF THE CENSUS

TEXAS

W300	HEAD OF FAMILY		White Rufus J.	E.D.	SHEET
COLOR	AGE	BIRTHPLACE		26	13
W	22	1		VOL.	8
COUNTY			Bell	CITY	
				Killbuck	
OTHER MEMBERS OF FAMILY					
NAME		RELATIONSHIP	AGE	BIRTHPLACE	
Opal		W	19		
Gladys		D	2		

FORM 10 636
1910 CENSUS INDEX - FAMILY

U.S. DEPARTMENT OF COMMERCE
BUREAU OF THE CENSUS

TEXAS

W 300	HEAD OF FAMILY		White, Rufus FE	E.D.	SHEET
COLOR	AGE	BIRTHPLACE		VOL.	
W	40	Tenn		113	
COUNTY	Palo Pinto		CITY		
OTHER MEMBERS OF FAMILY					
NAME		RELATIONSHIP	AGE	BIRTHPLACE	
Lillian		F	20	Tenn	
Lester		Si	36	/	

FORM 10 636
1910 CENSUS INDEX - FAMILY

U. S. DEPARTMENT OF COMMERCE
BUREAU OF THE CENSUS

TEXAS

W300		HEAD OF FAMILY		Wood Rufus E I		E.D.	SHEET
COLOR	W	AGE	28	BIRTHPLACE		87	68
COUNTY		Travis		CITY		VOL. 136	
OTHER MEMBERS OF FAMILY							
NAME		RELATIONSHIP	AGE	BIRTHPLACE			
Eulog		W	20				
Bessie		D	2				
Jimmie		D	4/2				

FORM 10 636
1910 CENSUS INDEX - FAMILY

U.S. DEPARTMENT OF COMMERCE
BUREAU OF THE CENSUS

TEXAS

W 303	HEAD OF FAMILY		White Rufus		E.O.	SHEET
COLOR	B	AGE	58	BIRTHPLACE	76	31
COUNTY	Cherokee			CITY	VOL.	23
OTHER MEMBERS OF FAMILY						
NAME		RELATIONSHIP	AGE	BIRTHPLACE		
1	Sallie	W.	56	Ark.		
1	Jimpson Morris	SS	47			
1	Louelady	C S	9			
1	Mose Martha Ann	C D	2			

FORM 10-636
1910 CENSUS INDEX - FAMILY

U. S. DEPARTMENT OF COMMERCE
BUREAU OF THE CENSUS

TEXAS

6308	HEAD OF FAMILY		Wood Rubin		E.D.	SHEET
COLOR	AGE	BIRTHPLACE		VOL.		
W	66	Tenn		39		
COUNTY		Deaf Smith		CITY		
				Haskell		
OTHER MEMBERS OF FAMILY						
	NAME	RELATIONSHIP	AGE	BIRTHPLACE		
+	Martha B	W	51	Tenn		
-	Lula B	D	24	Tenn		
	Pattie	S	14			
	Earnest	S	22	Tenn		
	Lillie	D	17			

FORM 10-636
1910 CENSUS INDEX - FAMILY

U.S. DEPARTMENT OF COMMERCE
BUREAU OF THE CENSUS

TEXAS

W. 300	HEAD OF FAMILY		White Rufus		E.D.	SHEET
COLOR B	AGE 21	BIRTHPLACE			24	138
COUNTY	Fort Bend			CITY	VOL. 53	
OTHER MEMBERS OF FAMILY						
NAME		RELATIONSHIP	AGE	BIRTHPLACE		
/		Wife	W	20		
Cooper		Son	S	1		
		Daughter	FL	50		

FORM 10 636

1910 CENSUS INDEX - FAMILY

U.S. DEPARTMENT OF COMMERCE
BUREAU OF THE CENSUS

TEXAS

10300		NAME OF INDIVIDUAL <i>White Rufus</i>		E.D. <i>27</i>	SHEET <i>200</i>
COLOR <i>B</i>	AGE <i>10</i>	BIRTHPLACE <i>D</i>		VOL. <i>65</i>	
COUNTY <i>Hardin</i>		CITY			
ENUMERATED WITH <i>Orton Ritchman</i>					
RELATIONSHIP TO ABOVE					
<input type="checkbox"/> SON	<input type="checkbox"/> NEPHEW	<input type="checkbox"/> STEPSON			
<input type="checkbox"/> DAUGHTER	<input type="checkbox"/> NIECE	<input type="checkbox"/> STEPDAUGHTER			
<input type="checkbox"/> BROTHER	<input type="checkbox"/> FATHER-IN-LAW	<input type="checkbox"/> COUSIN			
<input type="checkbox"/> SISTER	<input type="checkbox"/> MOTHER-IN-LAW	<input type="checkbox"/> HIRED MAN			
<input type="checkbox"/> FATHER	<input type="checkbox"/> SON-IN-LAW	<input type="checkbox"/> ROOMER			
<input type="checkbox"/> MOTHER	<input type="checkbox"/> DAUGHTER-IN-LAW	<input type="checkbox"/> SERVANT			
<input type="checkbox"/> GRANDSON	<input type="checkbox"/> BROTHER-IN-LAW	<input type="checkbox"/> OTHER (Specify)			
<input type="checkbox"/> GRANDDAUGHTER	<input type="checkbox"/> SISTER-IN-LAW				
<input type="checkbox"/> GRANDCHILD	<input type="checkbox"/> ORPHAN				

FORM 10-637
1910 CENSUS INDEX - INDIVIDUAL

U.S. DEPARTMENT OF COMMERCE
BUREAU OF THE CENSUS

TEXAS

27 300	HEAD OF FAMILY		E.D.	SHEET
COLOR	AGE	BIRTHPLACE		214
COUNTY	Upsbur		VOL.	139
OTHER MEMBERS OF FAMILY				
NAME		RELATIONSHIP	AGE	BIRTHPLACE

FORM 10-636

1910 CENSUS INDEX - FAMILY

U. S. DEPARTMENT OF COMMERCE
BUREAU OF THE CENSUS

TEXAS

WISOR		HEAD OF FAMILY		Wood Ruffin		E.D.	SHEET
COLOR	AGE	BIRTHPLACE				168	17
W	12	La				VOL.	76
COUNTY		Hill		CITY			
OTHER MEMBERS OF FAMILY							
NAME		RELATIONSHIP	AGE	BIRTHPLACE			
Dollie F		W	31				
Frank M		D	14				
Minnie F		S	15				
Ruth		S	13				
Robert H		S	11				
Mary		D					

FORM 10-636
 1910 CENSUS INDEX - FAMILY

U. S. DEPARTMENT OF COMMERCE
 BUREAU OF THE CENSUS

TEXAS

11300		HEAD OF FAMILY		Wood, Rufus		E.D.	SHEET
COLOR	W	AGE	31	BIRTHPLACE	Tex	85	9
COUNTY	-	Smith		CITY	Lindale	VOL.	126
OTHER MEMBERS OF FAMILY							
NAME		RELATIONSHIP	AGE	BIRTHPLACE			
Walter		W	31				
Wilma		D	5				
Marion		Daughter	14				
-							
-							
-							
-							

FORM 10 636
1910 CENSUS INDEX - FAMILY

U. S. DEPARTMENT OF COMMERCE
BUREAU OF THE CENSUS

TEXAS

41 300		HEAD OF FAMILY		Wood, Rufus		E.D.	SHEET
COLOR	W	AGE	36	BIRTHPLACE		285	102
COUNTY	Tom Green			CITY		VOL.	132
OTHER MEMBERS OF FAMILY							
NAME		RELATIONSHIP	AGE	BIRTHPLACE			
Mattie		W	24				
Charles E.		S	9/2				
Addison Charles A.		FL	56				
Ruffin E.		DL	23				

FORM 10 636 -
1910 CENSUS INDEX - FAMILY

U.S. DEPARTMENT OF COMMERCE
BUREAU OF THE CENSUS

TEXAS

W 300		HEAD OF FAMILY		Wade Rife		E.D.	SHEET
COLOR	AGE	BIRTHPLACE		47	139		
w	33	Ga.				VOL.	
COUNTY			Fannin	CITY			
OTHER MEMBERS OF FAMILY							
NAME		RELATIONSHIP	AGE	BIRTHPLACE			
Edna		w	20				
Beaulah M		D	2				
Majie		D	3/10				

FORM 10-636
1910 CENSUS INDEX - FAMILY

U. S. DEPARTMENT OF COMMERCE
BUREAU OF THE CENSUS

TEXAS

W300	NAME OF INDIVIDUAL White Rudolph		E.D. 80	SHEET 6
COLOR W	AGE 24	BIRTHPLACE	VOL. 66	
COUNTY Harris	CITY Houston			
ENUMERATED WITH Robbins Saul G.				
RELATIONSHIP TO ABOVE				
<input type="checkbox"/> SON	<input type="checkbox"/> NEPHEW	<input type="checkbox"/> STEPSON		
<input type="checkbox"/> DAUGHTER	<input type="checkbox"/> NIECE	<input type="checkbox"/> STEPDAUGHTER		
<input type="checkbox"/> BROTHER	<input type="checkbox"/> FATHER-IN-LAW	<input type="checkbox"/> COUSIN		
<input type="checkbox"/> SISTER	<input type="checkbox"/> MOTHER-IN-LAW	<input type="checkbox"/> HIRED MAN		
<input type="checkbox"/> FATHER	<input type="checkbox"/> SON-IN-LAW	<input checked="" type="checkbox"/> ROOMER		
<input type="checkbox"/> MOTHER	<input type="checkbox"/> DAUGHTER-IN-LAW	<input type="checkbox"/> SERVANT		
<input type="checkbox"/> GRANDSON	<input type="checkbox"/> BROTHER-IN-LAW	<input type="checkbox"/> OTHER (Specify)		
<input type="checkbox"/> GRANDDAUGHTER	<input type="checkbox"/> SISTER-IN-LAW			
<input type="checkbox"/> GRANDCHILD	<input type="checkbox"/> ORPHAN			

FORM 10-637

1910 CENSUS INDEX - INDIVIDUAL

U.S. DEPARTMENT OF COMMERCE
BUREAU OF THE CENSUS

TEXAS

W300	HEAD OF FAMILY Lottie Rudolph		E.D. 111	SHEET 93
COLOR W	AGE 52	BIRTHPLACE		VOL. 146
COUNTY Washington		CITY		
OTHER MEMBERS OF FAMILY				
NAME		RELATIONSHIP	AGE	BIRTHPLACE
Lottie		W	50	
Lillie		D	21	
Hedwig		D	17	
Rudolph		S	14	
Hilda		D	10	

FORM 10-636
1910 CENSUS INDEX - FAMILY

U. S. DEPARTMENT OF COMMERCE
BUREAU OF THE CENSUS

TEXAS

W 300		NAME OF INDIVIDUAL <i>White Rudolf</i>		E.P. <i>147</i>	SHEET <i>192</i>
COLOR <i>W</i>	AGE <i>22</i>	BIRTHPLACE <i>Ala</i>		VOL. <i>129</i>	
COUNTY <i>Tarrant</i>			CITY <i>Fort Worth</i>		
ENUMERATED WITH <i>Lewis Andrew Jackson</i>					
RELATIONSHIP TO ABOVE					
<input type="checkbox"/> SON	<input type="checkbox"/> NEPHEW	<input type="checkbox"/> STEPSON			
<input type="checkbox"/> DAUGHTER	<input type="checkbox"/> NIECE	<input type="checkbox"/> STEPDAUGHTER			
<input type="checkbox"/> BROTHER	<input type="checkbox"/> FATHER-IN-LAW	<input type="checkbox"/> COUSIN			
<input type="checkbox"/> SISTER	<input type="checkbox"/> MOTHER-IN-LAW	<input type="checkbox"/> HIRED MAN			
<input type="checkbox"/> FATHER	<input type="checkbox"/> SON-IN-LAW	<input type="checkbox"/> ROOMER			
<input type="checkbox"/> MOTHER	<input type="checkbox"/> DAUGHTER-IN-LAW	<input type="checkbox"/> SERVANT			
<input type="checkbox"/> GRANDSON	<input type="checkbox"/> BROTHER-IN-LAW	<input type="checkbox"/> OTHER (<i>Specify</i>)			
<input type="checkbox"/> GRANDDAUGHTER	<input type="checkbox"/> SISTER-IN-LAW				
<input type="checkbox"/> GRANDCHILD	<input type="checkbox"/> ORPHAN				

FORM 10-637

1910 CENSUS INDEX - INDIVIDUAL

U.S. DEPARTMENT OF COMMERCE -
BUREAU OF THE CENSUS

TEXAS

W 300	HEAD OF FAMILY		Wood Riddle	E.D.	SHEET
COLOR	AGE	BIRTHPLACE		155	79
W	27			VOL.	141
COUNTY	Walker		CITY	Huntsville	
OTHER MEMBERS OF FAMILY					
NAME		RELATIONSHIP	AGE	BIRTHPLACE	
J. Epps		W	23		
H. Epps					

FORM 10 636

1910 CENSUS INDEX - FAMILY

U.S. DEPARTMENT OF COMMERCE
BUREAU OF THE CENSUS

TEXAS

W300		NAME OF INDIVIDUAL <i>White Ruby R.</i>		E.D. 176	SHEET 508
COLOR <i>W</i>	AGE <i>4</i>	BIRTHPLACE		VOL. 76	
COUNTY			CITY		
ENUMERATED WITH <i>White, George L.</i>					
RELATIONSHIP TO ABOVE					
<input type="checkbox"/> SON	<input type="checkbox"/> NEPHEW	<input type="checkbox"/> STEPSON			
<input type="checkbox"/> DAUGHTER	<input type="checkbox"/> NIECE	<input type="checkbox"/> STEPDAUGHTER			
<input type="checkbox"/> BROTHER	<input type="checkbox"/> FATHER-IN-LAW	<input type="checkbox"/> COUSIN			
<input type="checkbox"/> SISTER	<input type="checkbox"/> MOTHER-IN-LAW	<input type="checkbox"/> HIRED MAN			
<input type="checkbox"/> FATHER	<input checked="" type="checkbox"/> SON-IN-LAW	<input type="checkbox"/> ROOMER			
<input type="checkbox"/> MOTHER	<input type="checkbox"/> DAUGHTER-IN-LAW	<input type="checkbox"/> SERVANT			
<input type="checkbox"/> GRANDSON	<input type="checkbox"/> BROTHER-IN-LAW	<input type="checkbox"/> OTHER (Specify)			
<input checked="" type="checkbox"/> GRANDDAUGHTER	<input type="checkbox"/> SISTER-IN-LAW				
<input type="checkbox"/> GRANDCHILD	<input type="checkbox"/> ORPHAN				

FORM 10-637
1910 CENSUS INDEX - INDIVIDUAL

U.S. DEPARTMENT OF COMMERCE
BUREAU OF THE CENSUS

TEXAS

W300		NAME OF INDIVIDUAL <i>White, Ruby M.</i>		E.D. <i>176</i>	SHEET <i>292</i>
COLOR <i>W</i>	<i>3</i>	BIRTHPLACE		VOL. <i>76</i>	
COUNTY <i>Hill</i>			CITY		
ENUMERATED WITH <i>White, Jacob</i>					
RELATIONSHIP TO ABOVE					
<input type="checkbox"/> SON	<input type="checkbox"/> NEPHEW	<input type="checkbox"/> STEPSON			
<input type="checkbox"/> DAUGHTER	<input type="checkbox"/> NIECE	<input type="checkbox"/> STEPDAUGHTER			
<input type="checkbox"/> BROTHER	<input type="checkbox"/> FATHER-IN-LAW	<input type="checkbox"/> COUSIN			
<input type="checkbox"/> SISTER	<input type="checkbox"/> MOTHER-IN-LAW	<input type="checkbox"/> HIRED MAN			
<input type="checkbox"/> FATHER	<input type="checkbox"/> SON-IN-LAW	<input type="checkbox"/> ROOMER			
<input type="checkbox"/> MOTHER	<input type="checkbox"/> DAUGHTER-IN-LAW	<input type="checkbox"/> SERVANT			
<input type="checkbox"/> GRANDSON	<input type="checkbox"/> BROTHER-IN-LAW	<input type="checkbox"/> OTHER (Specify)			
<input checked="" type="checkbox"/> GRANDDAUGHTER	<input type="checkbox"/> SISTER-IN-LAW				
<input type="checkbox"/> GRANDCHILD	<input type="checkbox"/> ORPHAN				

FORM 10-637
1910 CENSUS INDEX - INDIVIDUAL

U.S. DEPARTMENT OF COMMERCE
BUREAU OF THE CENSUS

TEXAS

W300	NAME OF INDIVIDUAL <i>White, Ruby L.</i>		E.D. <i>176</i>	SHEET <i>55</i>
COLOR <i>W</i>	AGE <i>23</i>	BIRTHPLACE	VOL. <i>76</i>	
COUNTY <i>Hill</i>		CITY		
ENUMERATED WITH <i>White, George G.</i>				
RELATIONSHIP TO ABOVE				
<input type="checkbox"/> SON	<input type="checkbox"/> NEPHEW	<input type="checkbox"/> STEPSON		
<input checked="" type="checkbox"/> DAUGHTER	<input type="checkbox"/> NIECE	<input type="checkbox"/> STEPDAUGHTER		
<input type="checkbox"/> BROTHER	<input type="checkbox"/> FATHER-IN-LAW	<input type="checkbox"/> COUSIN		
<input type="checkbox"/> SISTER	<input type="checkbox"/> MOTHER-IN-LAW	<input type="checkbox"/> HIRED MAN		
<input type="checkbox"/> FATHER	<input type="checkbox"/> SON-IN-LAW	<input type="checkbox"/> ROOMER		
<input type="checkbox"/> MOTHER	<input type="checkbox"/> DAUGHTER-IN-LAW	<input type="checkbox"/> SERVANT		
<input type="checkbox"/> GRANDSON	<input type="checkbox"/> BROTHER-IN-LAW	<input type="checkbox"/> OTHER (Specify)		
<input type="checkbox"/> GRANDDAUGHTER	<input type="checkbox"/> SISTER-IN-LAW			
<input type="checkbox"/> GRANDCHILD	<input type="checkbox"/> ORPHAN			

FORM 10-637
1910 CENSUS INDEX - INDIVIDUAL

U.S. DEPARTMENT OF COMMERCE
BUREAU OF THE CENSUS

TEXAS

300	HEAD OF FAMILY <i>White Kelly</i>		E.D. <i>264</i>	SHEET <i>7</i>
COLOR <i>W</i>	AGE <i>33</i>	BIRTHPLACE	VOL. <i>133</i>	
COUNTY <i>Taylor</i>		CITY <i>Abilene</i>		
OTHER MEMBERS OF FAMILY				
NAME		RELATIONSHIP	AGE	BIRTHPLACE
<i>W. C.</i>		<i>W</i>	<i>13</i>	
<i>Spencer</i>		<i>S</i>	<i>10</i>	

FORM 10-636
1910 CENSUS INDEX - FAMILY

U. S. DEPARTMENT OF COMMERCE
BUREAU OF THE CENSUS

TEXAS

W 300	NAME OF INDIVIDUAL <i>White Ruby</i>		E.D. 55	SHEET 334
COLOR <i>W</i>	AGE 9	BIRTHPLACE	VOL. 85	
COUNTY <i>Johnson</i>		CITY		
ENUMERATED WITH <i>Coffitt J L</i>				
RELATIONSHIP TO ABOVE				
<input type="checkbox"/> SON	<input type="checkbox"/> NEPHEW	<input type="checkbox"/> STEPSON		
<input type="checkbox"/> DAUGHTER	<input checked="" type="checkbox"/> NIECE	<input type="checkbox"/> STEPDAUGHTER		
<input type="checkbox"/> BROTHER	<input type="checkbox"/> FATHER-IN-LAW	<input type="checkbox"/> COUSIN		
<input type="checkbox"/> SISTER	<input type="checkbox"/> MOTHER-IN-LAW	<input type="checkbox"/> HIRED MAN		
<input type="checkbox"/> FATHER	<input type="checkbox"/> SON-IN-LAW	<input type="checkbox"/> ROOMER		
<input type="checkbox"/> MOTHER	<input type="checkbox"/> DAUGHTER-IN-LAW	<input type="checkbox"/> SERVANT		
<input type="checkbox"/> GRANDSON	<input type="checkbox"/> BROTHER-IN-LAW	<input type="checkbox"/> OTHER (<i>Specify</i>)		
<input type="checkbox"/> GRANDDAUGHTER	<input type="checkbox"/> SISTER-IN-LAW			
<input type="checkbox"/> GRANDCHILD	<input type="checkbox"/> ORPHAN			

FORM 10 637
1910 CENSUS INDEX - INDIVIDUAL

U.S. DEPARTMENT OF COMMERCE
BUREAU OF THE CENSUS

TEXAS

W300	NAME OF INDIVIDUAL		E.D.	SHEET
COLOR	AGE	BIRTHPLACE	VOL.	
COUNTY		CITY		
Tarrant		Fort Worth		
ENUMERATED WITH				
RELATIONSHIP TO ABOVE				
<input type="checkbox"/> SON	<input type="checkbox"/> NEPHEW	<input type="checkbox"/> STEPSON		
<input type="checkbox"/> DAUGHTER	<input type="checkbox"/> NIECE	<input type="checkbox"/> STEPDAUGHTER		
<input type="checkbox"/> BROTHER	<input type="checkbox"/> FATHER-IN-LAW	<input type="checkbox"/> COUSIN		
<input type="checkbox"/> SISTER	<input type="checkbox"/> MOTHER-IN-LAW	<input type="checkbox"/> HIRED MAN		
<input type="checkbox"/> FATHER	<input type="checkbox"/> SON-IN-LAW	<input type="checkbox"/> ROOMER		
<input type="checkbox"/> MOTHER	<input type="checkbox"/> DAUGHTER-IN-LAW	<input type="checkbox"/> SERVANT		
<input type="checkbox"/> GRANDSON	<input type="checkbox"/> BROTHER-IN-LAW	<input type="checkbox"/> OTHER (Specify)		
<input type="checkbox"/> GRANDDAUGHTER	<input type="checkbox"/> SISTER-IN-LAW			
<input type="checkbox"/> GRANDCHILD	<input type="checkbox"/> ORPHAN			

FORM 10-637
1910 CENSUS INDEX - INDIVIDUAL

U.S. DEPARTMENT OF COMMERCE
BUREAU OF THE CENSUS

TEXAS

W300	NAME OF INDIVIDUAL Whitt, Ruby		E.D. 142	SHEET 258
COLOR W	AGE 15	BIRTHPLACE	VOL. 130	
COUNTY Tarrant		CITY Fort Worth		
ENUMERATED WITH Fucker, Metta				
RELATIONSHIP TO ABOVE				
<input type="checkbox"/> SON	<input type="checkbox"/> NEPHEW	<input type="checkbox"/> STEPSON		
<input type="checkbox"/> DAUGHTER	<input type="checkbox"/> NIECE	<input type="checkbox"/> STEPDAUGHTER		
<input type="checkbox"/> BROTHER	<input type="checkbox"/> FATHER-IN-LAW	<input type="checkbox"/> COUSIN		
<input type="checkbox"/> SISTER	<input type="checkbox"/> MOTHER-IN-LAW	<input type="checkbox"/> HIRED MAN		
<input type="checkbox"/> FATHER	<input type="checkbox"/> SON-IN-LAW	<input checked="" type="checkbox"/> ROOMER		
<input type="checkbox"/> MOTHER	<input type="checkbox"/> DAUGHTER-IN-LAW	<input type="checkbox"/> SERVANT		
<input type="checkbox"/> GRANDSON	<input type="checkbox"/> BROTHER-IN-LAW	<input type="checkbox"/> OTHER (Specify)		
<input type="checkbox"/> GRANDDAUGHTER	<input type="checkbox"/> SISTER-IN-LAW			
<input type="checkbox"/> GRANDCHILD	<input type="checkbox"/> ORPHAN			

FORM 10 637
1910 CENSUS INDEX - INDIVIDUAL

U. S. DEPARTMENT OF COMMERCE
BUREAU OF THE CENSUS

TEXAS

W 300 W Pitt Ruby		NAME OF INDIVIDUAL		E.D.	SHEET
COLOR	AGE	BIRTHPLACE		49	11K
W	10			VOL. 41	
COUNTY			CITY		
Eastland			Rising Star		
ENUMERATED WITH					
Coy Lewis J. J.					
RELATIONSHIP TO ABOVE					
<input type="checkbox"/> SON	<input type="checkbox"/> NEPHEW	<input type="checkbox"/> STEPSON			
<input type="checkbox"/> DAUGHTER	<input type="checkbox"/> NIECE	<input type="checkbox"/> STEPDAUGHTER			
<input type="checkbox"/> BROTHER	<input type="checkbox"/> FATHER-IN-LAW	<input type="checkbox"/> COUSIN			
<input type="checkbox"/> SISTER	<input type="checkbox"/> MOTHER-IN-LAW	<input type="checkbox"/> HIRED MAN			
<input type="checkbox"/> FATHER	<input type="checkbox"/> SON-IN-LAW	<input type="checkbox"/> ROOMER			
<input type="checkbox"/> MOTHER	<input type="checkbox"/> DAUGHTER-IN-LAW	<input type="checkbox"/> SERVANT			
<input type="checkbox"/> GRANDSON	<input type="checkbox"/> BROTHER-IN-LAW	<input type="checkbox"/> OTHER (Specify)			
<input checked="" type="checkbox"/> GRANDDAUGHTER	<input type="checkbox"/> SISTER-IN-LAW				
<input type="checkbox"/> GRANDCHILD	<input type="checkbox"/> ORPHAN				

FORM 10 637
1910 CENSUS INDEX - INDIVIDUAL

U. S. DEPARTMENT OF COMMERCE
BUREAU OF THE CENSUS

TEXAS

W300		NAME OF INDIVIDUAL		E.O.	SHEET
White Ruby				20	199
COLOR	AGE	BIRTHPLACE		VOL.	
B	6			54	
COUNTY			CITY		
Freestone					
ENUMERATED WITH					
- James Best					
RELATIONSHIP TO ABOVE					
<input type="checkbox"/> SON	<input type="checkbox"/> NEPHEW	<input type="checkbox"/> STEPSON			
<input checked="" type="checkbox"/> DAUGHTER	<input type="checkbox"/> NIECE	<input type="checkbox"/> STEPDAUGHTER			
<input type="checkbox"/> BROTHER	<input type="checkbox"/> FATHER-IN-LAW	<input type="checkbox"/> COUSIN			
<input type="checkbox"/> SISTER	<input type="checkbox"/> MOTHER-IN-LAW	<input type="checkbox"/> HIRED MAN			
<input type="checkbox"/> FATHER	<input type="checkbox"/> SON-IN-LAW	<input type="checkbox"/> ROOMER			
<input type="checkbox"/> MOTHER	<input type="checkbox"/> DAUGHTER-IN-LAW	<input type="checkbox"/> SERVANT			
<input type="checkbox"/> GRANDSON	<input type="checkbox"/> BROTHER-IN-LAW	<input type="checkbox"/> OTHER (Specify)			
<input type="checkbox"/> GRANDDAUGHTER	<input type="checkbox"/> SISTER-IN-LAW				
<input type="checkbox"/> GRANDCHILD	<input type="checkbox"/> ORPHAN				

FORM 10-637
 1910 CENSUS INDEX - INDIVIDUAL

U.S. DEPARTMENT OF COMMERCE
 BUREAU OF THE CENSUS

TEXAS

W300		NAME OF INDIVIDUAL White, Ruby		E.O. 172	SHEET 115
COLOR W	AGE 9	BIRTHPLACE		VOL. 92	
COUNTY Lampasas			CITY		
ENUMERATED WITH Ray, W. A.					
RELATIONSHIP TO ABOVE					
<input type="checkbox"/> SON	<input type="checkbox"/> NEPHEW	<input type="checkbox"/> STEPSON			
<input checked="" type="checkbox"/> DAUGHTER	<input type="checkbox"/> NIECE	<input type="checkbox"/> STEPDAUGHTER			
<input type="checkbox"/> BROTHER	<input type="checkbox"/> FATHER-IN-LAW	<input type="checkbox"/> COUSIN			
<input type="checkbox"/> SISTER	<input type="checkbox"/> MOTHER-IN-LAW	<input type="checkbox"/> HIRED MAN			
<input type="checkbox"/> FATHER	<input type="checkbox"/> SON-IN-LAW	<input type="checkbox"/> ROOMER			
<input type="checkbox"/> MOTHER	<input type="checkbox"/> DAUGHTER-IN-LAW	<input type="checkbox"/> SERVANT			
<input type="checkbox"/> GRANDSON	<input type="checkbox"/> BROTHER-IN-LAW	<input type="checkbox"/> OTHER (Specify):			
<input type="checkbox"/> GRANDDAUGHTER	<input type="checkbox"/> SISTER-IN-LAW				
<input type="checkbox"/> GRANDCHILD	<input type="checkbox"/> ORPHAN				

FORM 10-637
1910 CENSUS INDEX - INDIVIDUAL

U.S. DEPARTMENT OF COMMERCE
BUREAU OF THE CENSUS

TEXAS

W 300		NAME OF INDIVIDUAL White Reuby		E.D. 167	SHEET 442
COLOR W	AGE 9	BIRTHPLACE		VOL. 92	
COUNTY Lampasas			CITY Lampasas		
ENUMERATED WITH Ray William A					
RELATIONSHIP TO ABOVE					
<input type="checkbox"/> SON	<input type="checkbox"/> NEPHEW	<input type="checkbox"/> STEPSON			
<input type="checkbox"/> DAUGHTER	<input type="checkbox"/> NIECE	<input type="checkbox"/> STEPDAUGHTER			
<input type="checkbox"/> BROTHER	<input type="checkbox"/> FATHER-IN-LAW	<input type="checkbox"/> COUSIN			
<input type="checkbox"/> SISTER	<input type="checkbox"/> MOTHER-IN-LAW	<input type="checkbox"/> HUSBAND			
<input type="checkbox"/> FATHER	<input type="checkbox"/> SON-IN-LAW	<input type="checkbox"/> ROOMER			
<input type="checkbox"/> MOTHER	<input type="checkbox"/> DAUGHTER-IN-LAW	<input type="checkbox"/> SERVANT			
<input type="checkbox"/> GRANDSON	<input type="checkbox"/> BROTHER-IN-LAW	<input type="checkbox"/> OTHER (Specify)			
<input checked="" type="checkbox"/> GRANDDAUGHTER	<input type="checkbox"/> SISTER-IN-LAW				
<input type="checkbox"/> GRANDCHILD	<input type="checkbox"/> ORPHAN				

FORM 10-637
1910 CENSUS INDEX - INDIVIDUAL

U. S. DEPARTMENT OF COMMERCE
BUREAU OF THE CENSUS

TEXAS

W-300		NAME OF INDIVIDUAL <i>White Ruby</i>		E.D. <i>33</i>	SHEET <i>326</i>
COLOR <i>B</i>	AGE <i>18</i>	BIRTHPLACE		VOL. <i>58</i>	
COUNTY <i>Grimes</i>		CITY <i>Novasato</i>			
ENUMERATED WITH <i>White Cornilla</i>					
RELATIONSHIP TO ABOVE					
<input type="checkbox"/> SON	<input type="checkbox"/> NEPHEW	<input type="checkbox"/> STEPSON			
<input type="checkbox"/> DAUGHTER	<input type="checkbox"/> NIECE	<input type="checkbox"/> STEP DAUGHTER			
<input type="checkbox"/> BROTHER	<input type="checkbox"/> FATHER-IN-LAW	<input type="checkbox"/> COUSIN			
<input type="checkbox"/> SISTER	<input type="checkbox"/> MOTHER-IN-LAW	<input type="checkbox"/> HIRED MAN			
<input type="checkbox"/> FATHER	<input type="checkbox"/> SON-IN-LAW	<input type="checkbox"/> ROOMER			
<input type="checkbox"/> MOTHER	<input checked="" type="checkbox"/> DAUGHTER-IN-LAW	<input type="checkbox"/> SERVANT			
<input type="checkbox"/> GRANDSON	<input type="checkbox"/> BROTHER-IN-LAW	<input type="checkbox"/> OTHER (Specify)			
<input type="checkbox"/> GRANDDAUGHTER	<input type="checkbox"/> SISTER-IN-LAW				
<input type="checkbox"/> GRANDCHILD	<input type="checkbox"/> ORPHAN				

FORM 10-637
1910 CENSUS INDEX - INDIVIDUAL

U. S. DEPARTMENT OF COMMERCE
BUREAU OF THE CENSUS

TEXAS

W300		NAME OF INDIVIDUAL Wheat, Ruby		E.O. 101	SHEET 97
COLOR B	AGE 2	BIRTHPLACE		VOL. 59	
COUNTY Gonzales		CITY			
ENUMERATED WITH Brown, John					
RELATIONSHIP TO ABOVE					
<input type="checkbox"/> SON	<input type="checkbox"/> NEPHEW	<input type="checkbox"/> STEPSON			
<input type="checkbox"/> DAUGHTER	<input type="checkbox"/> NIECE	<input type="checkbox"/> STEPDAUGHTER			
<input type="checkbox"/> BROTHER	<input type="checkbox"/> FATHER-IN-LAW	<input type="checkbox"/> COUSIN			
<input type="checkbox"/> SISTER	<input type="checkbox"/> MOTHER-IN-LAW	<input type="checkbox"/> HIRED MAN			
<input type="checkbox"/> FATHER	<input type="checkbox"/> SON-IN-LAW	<input type="checkbox"/> ROOMER			
<input type="checkbox"/> MOTHER	<input type="checkbox"/> DAUGHTER-IN-LAW	<input type="checkbox"/> SERVANT			
<input type="checkbox"/> GRANDSON	<input type="checkbox"/> BROTHER-IN-LAW	<input type="checkbox"/> OTHER (Specify)			
<input type="checkbox"/> GRANDDAUGHTER	<input type="checkbox"/> SISTER-IN-LAW				
<input type="checkbox"/> GRANDCHILD	<input type="checkbox"/> ORPHAN				

FORM 10-637

1910 CENSUS INDEX - INDIVIDUAL

U. S. DEPARTMENT OF COMMERCE
BUREAU OF THE CENSUS

TEXAS

W300	NAME OF INDIVIDUAL <i>Wood, Richard M.</i>		E.D. 75	SHEET 184
COLOR <i>W</i>	AGE <i>8</i>	BIRTHPLACE <i>2</i>	VOL. <i>83</i>	
COUNTY <i>Tarrant</i>		CITY <i>Benning</i>		
ENUMERATED WITH <i>Esther, Henry &</i>				
RELATIONSHIP TO ABOVE				
<input type="checkbox"/> SON	<input type="checkbox"/> NEPHEW	<input type="checkbox"/> STEPSON		
<input type="checkbox"/> DAUGHTER	<input type="checkbox"/> NIECE	<input type="checkbox"/> STEPDAUGHTER		
<input type="checkbox"/> BROTHER	<input type="checkbox"/> FATHER-IN-LAW	<input type="checkbox"/> COUSIN		
<input type="checkbox"/> SISTER	<input type="checkbox"/> MOTHER-IN-LAW	<input type="checkbox"/> HIRED MAN		
<input type="checkbox"/> FATHER	<input type="checkbox"/> SON-IN-LAW	<input checked="" type="checkbox"/> ROOMER		
<input type="checkbox"/> MOTHER	<input type="checkbox"/> DAUGHTER-IN-LAW	<input type="checkbox"/> SERVANT		
<input type="checkbox"/> GRANDSON	<input type="checkbox"/> BROTHER-IN-LAW	<input type="checkbox"/> OTHER (Specify)		
<input type="checkbox"/> GRANDDAUGHTER	<input type="checkbox"/> SISTER-IN-LAW			
<input type="checkbox"/> GRANDCHILD	<input type="checkbox"/> ORPHAN			

FORM 10-637
1910 CENSUS INDEX - INDIVIDUAL

U.S. DEPARTMENT OF COMMERCE
BUREAU OF THE CENSUS

TEXAS

W 300	NAME OF INDIVIDUAL <i>White Rubin</i>		E.O. 98	SHEET 12
COLOR B	AGE 30	BIRTHPLACE <i>La</i>	VOL. 91	
COUNTY Lamar.	CITY			
ENUMERATED WITH <i>Abbott Frank M.</i>				
RELATIONSHIP TO ABOVE				
<input type="checkbox"/> SON	<input type="checkbox"/> NEPHEW	<input type="checkbox"/> STEPSON		
<input type="checkbox"/> DAUGHTER	<input type="checkbox"/> NIECE	<input type="checkbox"/> STEPDAUGHTER		
<input type="checkbox"/> BROTHER	<input type="checkbox"/> FATHER-IN-LAW	<input type="checkbox"/> COUSIN		
<input type="checkbox"/> SISTER	<input type="checkbox"/> MOTHER-IN-LAW	<input type="checkbox"/> HIRED MAN		
<input type="checkbox"/> FATHER	<input type="checkbox"/> SON-IN-LAW	<input checked="" type="checkbox"/> ROOMER		
<input type="checkbox"/> MOTHER	<input type="checkbox"/> DAUGHTER-IN-LAW	<input checked="" type="checkbox"/> SERVANT		
<input type="checkbox"/> GRANDSON	<input type="checkbox"/> BROTHER-IN-LAW	<input type="checkbox"/> OTHER (Specify)		
<input type="checkbox"/> GRANDDAUGHTER	<input type="checkbox"/> SISTER-IN-LAW			
<input type="checkbox"/> GRANDCHILD	<input type="checkbox"/> ORPHAN			

FORM 70-637
1910 CENSUS INDEX - INDIVIDUAL

U.S. DEPARTMENT OF COMMERCE
BUREAU OF THE CENSUS

TEXAS

U' 300	HEAD OF FAMILY Wood Rubin		E.D. 77	SHEET 14
COLOR W	AGE 32	BIRTHPLACE	VOL. 39	
COUNTY	Denton		CITY	
OTHER MEMBERS OF FAMILY				
NAME		RELATION- SHIP	AGE	BIRTHPLACE
A V		W	26	Ky.
Alberta		D.	5	

FORM 10 636
1910 CENSUS INDEX - FAMILY

U. S. DEPARTMENT OF COMMERCE
BUREAU OF THE CENSUS

TEXAS

W 300		HEAD OF FAMILY		E.D.	SHEET
COLOR		AGE	BIRTHPLACE	49	201
B		19		VOL.	49
COUNTY			Falls	CITY	
OTHER MEMBERS OF FAMILY					
NAME		RELATIONSHIP	AGE	BIRTHPLACE	
1 Leona		W	42		

FORM 10-636
1910 CENSUS INDEX - FAMILY

U.S. DEPARTMENT OF COMMERCE
BUREAU OF THE CENSUS

TEXAS

W300	NAME OF INDIVIDUAL <i>Wood Ruby W</i>		E.D. 10	SHEET 3
COLOR <i>W</i>	AGE 17	BIRTHPLACE	VOL. 29	
COUNTY Comanche		CITY		
ENUMERATED WITH <i>Burland Jake P</i>				
RELATIONSHIP TO ABOVE				
<input type="checkbox"/> SON	<input type="checkbox"/> NEPHEW	<input type="checkbox"/> STEPSON		
<input type="checkbox"/> DAUGHTER	<input type="checkbox"/> NIECE	<input type="checkbox"/> STEPDAUGHTER		
<input type="checkbox"/> BROTHER	<input type="checkbox"/> FATHER-IN-LAW	<input type="checkbox"/> COUSIN		
<input type="checkbox"/> SISTER	<input type="checkbox"/> MOTHER-IN-LAW	<input type="checkbox"/> HIRED MAN		
<input type="checkbox"/> FATHER	<input type="checkbox"/> SON-IN-LAW	<input type="checkbox"/> ROOMER		
<input type="checkbox"/> MOTHER	<input type="checkbox"/> DAUGHTER-IN-LAW	<input type="checkbox"/> SERVANT		
<input type="checkbox"/> GRANDSON	<input type="checkbox"/> BROTHER-IN-LAW	<input type="checkbox"/> OTHER (Specify)		
<input type="checkbox"/> GRANDDAUGHTER	<input checked="" type="checkbox"/> SISTER-IN-LAW			
<input type="checkbox"/> GRANDCHILD	<input type="checkbox"/> ORPHAN			

FORM 10 637
1910 CENSUS INDEX - INDIVIDUAL

U. S. DEPARTMENT OF COMMERCE
BUREAU OF THE CENSUS

TEXAS

W300		NAME OF INDIVIDUAL <i>White Rubie</i>		E.D. 104	SHEET 354
COLOR <i>B</i>	AGE <i>7</i>	BIRTHPLACE		VOL. <i>99</i>	
COUNTY <i>McLennan</i>		CITY <i>McGregor</i>			
ENUMERATED WITH <i>Carlona Henry</i>					
RELATIONSHIP TO ABOVE					
<input type="checkbox"/> SON	<input type="checkbox"/> NEPHEW	<input type="checkbox"/> STEPSON			
<input type="checkbox"/> DAUGHTER	<input type="checkbox"/> NIECE	<input type="checkbox"/> STEPDAUGHTER			
<input type="checkbox"/> BROTHER	<input type="checkbox"/> FATHER-IN-LAW	<input type="checkbox"/> COUSIN			
<input type="checkbox"/> SISTER	<input type="checkbox"/> MOTHER-IN-LAW	<input type="checkbox"/> HIRED MAN			
<input type="checkbox"/> FATHER	<input type="checkbox"/> SON-IN-LAW	<input type="checkbox"/> ROOMER			
<input type="checkbox"/> MOTHER	<input type="checkbox"/> DAUGHTER-IN-LAW	<input type="checkbox"/> SERVANT			
<input type="checkbox"/> GRANDSON	<input type="checkbox"/> BROTHER-IN-LAW	<input type="checkbox"/> OTHER (Specify)			
<input type="checkbox"/> GRANDDAUGHTER	<input type="checkbox"/> SISTER-IN-LAW				
<input type="checkbox"/> GRANDCHILD	<input type="checkbox"/> ORPHAN				

FORM 10-637
1910 CENSUS INDEX - INDIVIDUAL

U.S. DEPARTMENT OF COMMERCE
BUREAU OF THE CENSUS

TEXAS

CC 300	HEAD OF FAMILY <i>White Ruben W.</i>		E.D. <i>33</i>	SHEET <i>56</i>
COLOR <i>B</i>	AGE <i>46</i>	BIRTHPLACE	VOL. <i>58</i>	
COUNTY <i>Grimes</i>	CITY <i>Massada</i>			
OTHER MEMBERS OF FAMILY				
NAME		RELATIONSHIP	AGE	BIRTHPLACE
<i>Eugenia</i>		<i>W</i>	<i>38</i>	
<i>Velma</i>		<i>D</i>	<i>17</i>	
<i>Chie</i>		<i>S</i>	<i>13</i>	
<i>Cardene</i>		<i>D</i>	<i>10</i>	
<i>Lera</i>		<i>D</i>	<i>10</i>	
<i>Edna</i>		<i>D</i>	<i>7</i>	

FORM 10-636
1910 CENSUS INDEX - FAMILY

U.S. DEPARTMENT OF COMMERCE
BUREAU OF THE CENSUS

TEXAS

10300	HEAD OF FAMILY Woodward A		E.D. 133	SHEET 95
COLOR W	AGE 43	BIRTHPLACE Ark	VOL. 134	
COUNTY Uvalde		CITY Uvalde		
OTHER MEMBERS OF FAMILY				
NAME		RELATION- SHIP	AGE	BIRTHPLACE
Ailie M		W	30	
Lillian R		D	13	
Dora		D	12	
John M		S	10	
Marion M		D	6	

FORM 10 636
1910 CENSUS INDEX - FAMILY

U.S. DEPARTMENT OF COMMERCE
BUREAU OF THE CENSUS

TEXAS

W 300	HEAD OF FAMILY			E.D.	SHEET
	White Anderson			92	148
COLOR	AGE	BIRTHPLACE		VOL.	
B	80	Tex		59	
COUNTY		CITY			
Gonzales					
OTHER MEMBERS OF FAMILY					
NAME		RELATIONSHIP	AGE	BIRTHPLACE	
1 Harrold		w	70	Tex	
Hunt Millie		(-1)	18		

FORM 10-636
1910 CENSUS INDEX - FAMILY

U.S. DEPARTMENT OF COMMERCE
BUREAU OF THE CENSUS

TEXAS

111 300	HEAD OF FAMILY		<i>White Rubin</i>		E.D.	SHEET
COLOR	AGE	BIRTHPLACE		VOL.	39	172
<i>Mm</i>	47			68		
COUNTY	Grimes		CITY			
OTHER MEMBERS OF FAMILY						
NAME		RELATIONSHIP	AGE	BIRTHPLACE		
<i>1 Ann</i>		<i>W</i>	<i>47</i>			

FORM 10-636

1910 CENSUS INDEX - FAMILY

U. S. DEPARTMENT OF COMMERCE
BUREAU OF THE CENSUS

TEXAS

70300		HEAD OF FAMILY		White, Ruben		E.O.	SHEET
COLOR	W	AGE	46	BIRTHPLACE	Ark.	80	94
COUNTY	Parker			CITY		VOL.	115
OTHER MEMBERS OF FAMILY							
NAME		RELATIONSHIP	AGE	BIRTHPLACE			
Susie		W	36				
Pearl T.		S	15				
Mary E.		D	12				
Eula W. Lee		-D	-9				
James E.		S	7				
Ruby L.		D	3				
Wickie May		D	6/12				

FORM 10 636 -
1910 CENSUS INDEX - FAMILY

U.S. DEPARTMENT OF COMMERCE
BUREAU OF THE CENSUS

TEXAS

HEAD OF FAMILY		E.D.	SHEET
<i>W. J. White, Ruthen</i>		<i>104</i>	<i>76</i>
COLOR	AGE	VOL.	
<i>13</i>	<i>46</i>	<i>122</i>	
COUNTY	CITY		
OTHER MEMBERS OF FAMILY			
NAME	RELATIONSHIP	AGE	BIRTHPLACE
<i>Maria</i>	<i>W</i>	<i>37</i>	
<i>Therese</i>	<i>D</i>	<i>12</i>	

FORM 10 636
1910 CENSUS INDEX - FAMILY

U. S. DEPARTMENT OF COMMERCE
BUREAU OF THE CENSUS

TEXAS

W300	NAME OF INDIVIDUAL <i>White Rube</i>		E.D. 114	SHEET 326
COLOR B	AGE 40	BIRTHPLACE	VOL. 70	
COUNTY Harris		CITY		
ENUMERATED WITH <i>Bless Josephine</i>				
RELATIONSHIP TO ABOVE				
<input type="checkbox"/> SON <i>L</i>	<input type="checkbox"/> NEPHEW	<input type="checkbox"/> STEPSON		
<input type="checkbox"/> DAUGHTER	<input type="checkbox"/> NIECE	<input type="checkbox"/> STEPDAUGHTER		
<input type="checkbox"/> BROTHER	<input type="checkbox"/> FATHER-IN-LAW	<input type="checkbox"/> COUSIN		
<input type="checkbox"/> SISTER	<input type="checkbox"/> MOTHER-IN-LAW	<input type="checkbox"/> HIRED MAN		
<input type="checkbox"/> FATHER	<input type="checkbox"/> SON-IN-LAW	<input checked="" type="checkbox"/> ROOMER		
<input type="checkbox"/> MOTHER	<input type="checkbox"/> DAUGHTER-IN-LAW	<input type="checkbox"/> SERVANT		
<input type="checkbox"/> GRANDSON	<input type="checkbox"/> BROTHER-IN-LAW	<input type="checkbox"/> OTHER (Specify)		
<input type="checkbox"/> GRANDDAUGHTER	<input type="checkbox"/> SISTER-IN-LAW			
<input type="checkbox"/> GRANDCHILD	<input type="checkbox"/> ORPHAN			

FORM 10-637
1910 CENSUS INDEX - INDIVIDUAL

U.S. DEPARTMENT OF COMMERCE
BUREAU OF THE CENSUS

TEXAS

W 300	NAME OF INDIVIDUAL White Royal		E.O. 133	SHEET 119
COLOR W	AGE 4	BIRTHPLACE	VOL. 80	
COUNTY Hunt		CITY		
ENUMERATED WITH White, J. H.				
RELATIONSHIP TO ABOVE				
<input type="checkbox"/> SON	<input type="checkbox"/> NEPHEW	<input type="checkbox"/> STEPSON		
<input type="checkbox"/> DAUGHTER	<input type="checkbox"/> NIECE	<input type="checkbox"/> STEPDAUGHTER		
<input type="checkbox"/> BROTHER	<input type="checkbox"/> FATHER-IN-LAW	<input type="checkbox"/> COUSIN		
<input type="checkbox"/> SISTER	<input type="checkbox"/> MOTHER-IN-LAW	<input type="checkbox"/> HIRED MAN		
<input type="checkbox"/> FATHER	<input type="checkbox"/> SON-IN-LAW	<input type="checkbox"/> ROOMER		
<input type="checkbox"/> MOTHER	<input type="checkbox"/> DAUGHTER-IN-LAW	<input type="checkbox"/> SERVANT		
<input checked="" type="checkbox"/> GRANDSON	<input type="checkbox"/> BROTHER-IN-LAW	<input type="checkbox"/> OTHER (Specify)		
<input type="checkbox"/> GRANDDAUGHTER	<input type="checkbox"/> SISTER-IN-LAW			
<input type="checkbox"/> GRANDCHILD	<input type="checkbox"/> ORPHAN			

FORM 10 637
1910 CENSUS INDEX - INDIVIDUAL

U. S. DEPARTMENT OF COMMERCE
BUREAU OF THE CENSUS

TEXAS

W300		NAME OF INDIVIDUAL Woody Roy W.		E. P. 73	SHEET 278
COLOR W	AGE 29	BIRTHPLACE Mo		VOL. 45-	
COUNTY		EL	CITY		
ENUMERATED WITH Martin, Joe L.					
RELATIONSHIP TO ABOVE					
<input type="checkbox"/> SON	<input type="checkbox"/> NEPHEW	<input type="checkbox"/> STEPSON			
<input type="checkbox"/> DAUGHTER	<input type="checkbox"/> NIECE	<input type="checkbox"/> STEPDAUGHTER			
<input type="checkbox"/> BROTHER	<input type="checkbox"/> FATHER-IN-LAW	<input type="checkbox"/> COUSIN			
<input type="checkbox"/> SISTER	<input type="checkbox"/> MOTHER-IN-LAW	<input type="checkbox"/> HIRED MAN			
<input type="checkbox"/> FATHER	<input type="checkbox"/> SON-IN-LAW	<input checked="" type="checkbox"/> ROOMER			
<input type="checkbox"/> MOTHER	<input type="checkbox"/> DAUGHTER-IN-LAW	<input type="checkbox"/> SERVANT			
<input type="checkbox"/> GRANDSON	<input type="checkbox"/> BROTHER-IN-LAW	<input type="checkbox"/> OTHER (Specify)			
<input type="checkbox"/> GRANDDAUGHTER	<input type="checkbox"/> SISTER-IN-LAW				
<input type="checkbox"/> GRANDCHILD	<input type="checkbox"/> ORPHAN				

FORM 10-637

1910 CENSUS INDEX - INDIVIDUAL

U. S. DEPARTMENT OF COMMERCE
BUREAU OF THE CENSUS

TEXAS

10300		HEAD OF FAMILY		E.D.	SHEET
		Wood Ray J		88	23
COLOR	AGE	BIRTHPLACE		VOL.	
W	25			122	
COUNTY			CITY		
Somervell					
OTHER MEMBERS OF FAMILY					
NAME		RELATIONSHIP	AGE	BIRTHPLACE	
Tracy E		W	25	Ala	
Carl J		S	3		
Henry J		S	7/12		

FORM 10-636
1910 CENSUS INDEX - FAMILY

U. S. DEPARTMENT OF COMMERCE
BUREAU OF THE CENSUS

TEXAS

W 300	NAME OF INDIVIDUAL White Roy E		E.D. 95	SHEET 20
COLOR W	AGE 10	BIRTHPLACE Brown	VOL. 17	
COUNTY		CITY		
ENUMERATED WITH Storey Ben H				
RELATIONSHIP TO ABOVE				
<input type="checkbox"/> SON	<input checked="" type="checkbox"/> NEPHEW	<input type="checkbox"/> STEPSON		
<input type="checkbox"/> DAUGHTER	<input type="checkbox"/> NIECE	<input type="checkbox"/> STEPDAUGHTER		
<input type="checkbox"/> BROTHER	<input type="checkbox"/> FATHER-IN-LAW	<input type="checkbox"/> COUSIN		
<input type="checkbox"/> SISTER	<input type="checkbox"/> MOTHER-IN-LAW	<input type="checkbox"/> HIRED MAN		
<input type="checkbox"/> FATHER	<input type="checkbox"/> SON-IN-LAW	<input type="checkbox"/> ROOMER		
<input type="checkbox"/> MOTHER	<input type="checkbox"/> DAUGHTER-IN-LAW	<input type="checkbox"/> SERVANT		
<input checked="" type="checkbox"/> GRANDSON	<input type="checkbox"/> BROTHER-IN-LAW	<input type="checkbox"/> OTHER (Specify)		
<input type="checkbox"/> GRANDDAUGHTER	<input type="checkbox"/> SISTER-IN-LAW			
<input type="checkbox"/> GRANDCHILD	<input type="checkbox"/> ORPHAN			

FORM 10-637

1910 CENSUS INDEX - INDIVIDUAL

U.S. DEPARTMENT OF COMMERCE
BUREAU OF THE CENSUS

TEXAS

W300	NAME OF INDIVIDUAL <i>Woody Roy E.</i>		E.D. 193	SHEET 73
COLOR <i>W</i>	AGE <i>6</i>	BIRTHPLACE	VOL. <i>112</i>	
COUNTY <i>Potter</i>	CITY			
ENUMERATED WITH <i>Mavisson Samuel T</i>				
RELATIONSHIP TO ABOVE				
<input type="checkbox"/> SON	<input type="checkbox"/> NEPHEW	<input type="checkbox"/> STEPSON		
<input type="checkbox"/> DAUGHTER	<input type="checkbox"/> NIECE	<input type="checkbox"/> STEPDAUGHTER		
<input type="checkbox"/> BROTHER	<input type="checkbox"/> FATHER-IN-LAW	<input type="checkbox"/> COUSIN		
<input type="checkbox"/> SISTER	<input type="checkbox"/> MOTHER-IN-LAW	<input type="checkbox"/> HIRED MAN		
<input type="checkbox"/> FATHER	<input type="checkbox"/> SON-IN-LAW	<input type="checkbox"/> ROOMER		
<input type="checkbox"/> MOTHER	<input type="checkbox"/> DAUGHTER-IN-LAW	<input type="checkbox"/> SERVANT		
<input checked="" type="checkbox"/> GRANDSON	<input type="checkbox"/> BROTHER-IN-LAW	<input type="checkbox"/> OTHER (<i>Specify</i>)		
<input type="checkbox"/> GRANDDAUGHTER	<input type="checkbox"/> SISTER-IN-LAW			
<input type="checkbox"/> GRANDCHILD	<input type="checkbox"/> ORPHAN			

FORM 10 637
1940 CENSUS INDEX - INDIVIDUAL

U. S. DEPARTMENT OF COMMERCE
BUREAU OF THE CENSUS

TEXAS

W300	HEAD OF FAMILY Wood Roy D		E.D. 150	SHEET 14
COLOR W	AGE 33	BIRTHPLACE	VOL. 88	
COUNTY Kimble		CITY		
OTHER MEMBERS OF FAMILY:				
NAME		RELATIONSHIP	AGE	BIRTHPLACE
Eugene A		w	31	
Vollie E		d	9	
Nath. E		d	7	
Mary A		d	5	
Lillie P		s	7/24	

FORM 10-636
1910 CENSUS INDEX - FAMILY

U.S. DEPARTMENT OF COMMERCE
BUREAU OF THE CENSUS

TEXAS

W 300		NAME OF INDIVIDUAL Wood, Roy A		E.D. 126	SHEET 193
COLOR W	AGE 18	BIRTHPLACE		VOL. 130	
COUNTY Tarrant			CITY Fort Worth		
ENUMERATED WITH Warren, Dick					
RELATIONSHIP TO ABOVE					
<input type="checkbox"/> SON	<input type="checkbox"/> NEPHEW	<input checked="" type="checkbox"/> STEPSON			
<input type="checkbox"/> DAUGHTER	<input type="checkbox"/> NIECE	<input type="checkbox"/> STEPDAUGHTER			
<input type="checkbox"/> BROTHER	<input type="checkbox"/> FATHER-IN-LAW	<input type="checkbox"/> COUSIN			
<input type="checkbox"/> SISTER	<input type="checkbox"/> MOTHER-IN-LAW	<input type="checkbox"/> HIRED MAN			
<input type="checkbox"/> FATHER	<input type="checkbox"/> SON-IN-LAW	<input type="checkbox"/> ROOMER			
<input type="checkbox"/> MOTHER	<input type="checkbox"/> DAUGHTER-IN-LAW	<input type="checkbox"/> SERVANT			
<input type="checkbox"/> GRANDSON	<input type="checkbox"/> BROTHER-IN-LAW	<input type="checkbox"/> OTHER (Specify)			
<input type="checkbox"/> GRANDDAUGHTER	<input type="checkbox"/> SISTER-IN-LAW				
<input type="checkbox"/> GRANDCHILD	<input type="checkbox"/> ORPHAN				

FORM 10-637
1910 CENSUS INDEX - INDIVIDUAL

U.S. DEPARTMENT OF COMMERCE
BUREAU OF THE CENSUS

TEXAS

U1300	NAME OF INDIVIDUAL <i>Wheat Roy</i>		E.D. 3	SHEET 13
COLOR <i>W</i>	AGE 5	BIRTHPLACE	VOL. 2	
COUNTY <i>Angelina</i>		CITY <i>Lufkin</i>		
ENUMERATED WITH <i>Howard John</i>				
RELATIONSHIP TO ABOVE				
<input checked="" type="checkbox"/> SON	<input type="checkbox"/> NEPHEW	<input type="checkbox"/> STEPSON		
<input type="checkbox"/> DAUGHTER	<input type="checkbox"/> NIECE	<input type="checkbox"/> STEPDAUGHTER		
<input type="checkbox"/> BROTHER	<input type="checkbox"/> FATHER-IN-LAW	<input type="checkbox"/> COUSIN		
<input type="checkbox"/> SISTER	<input type="checkbox"/> MOTHER-IN-LAW	<input type="checkbox"/> HIRED MAN		
<input type="checkbox"/> FATHER	<input type="checkbox"/> SON-IN-LAW	<input type="checkbox"/> ROOMER		
<input type="checkbox"/> MOTHER	<input type="checkbox"/> DAUGHTER-IN-LAW	<input type="checkbox"/> SERVANT		
<input type="checkbox"/> GRANDSON	<input type="checkbox"/> BROTHER-IN-LAW	<input type="checkbox"/> OTHER (<i>Specify</i>)		
<input type="checkbox"/> GRANDDAUGHTER	<input type="checkbox"/> SISTER-IN-LAW			
<input type="checkbox"/> GRANDCHILD	<input type="checkbox"/> ORPHAN			

FORM 10-637
1910 CENSUS INDEX - INDIVIDUAL

U S DEPARTMENT OF COMMERCE
BUREAU OF THE CENSUS

TEXAS

6300	HEAD OF FAMILY		E.D.	SHEET
	Witt Roy		17	211
COLOR	AGE	BIRTHPLACE	VOL.	
W	25	Ark	12	
COUNTY	Haskell		CITY	
OTHER MEMBERS OF FAMILY				
NAME		RELATIONSHIP	AGE	BIRTHPLACE
Althea		W	22	
Opal		D	2	
Garland		S	1 ³ / ₂	

FORM 10 636
1910 CENSUS INDEX - FAMILY

U.S. DEPARTMENT OF COMMERCE
BUREAU OF THE CENSUS

TEXAS

6300		NAME OF INDIVIDUAL <i>Wood Roy</i>		E.D. 109	SHEET 12
COLOR <i>W</i>	AGE 19	BIRTHPLACE		VOL. 72	
COUNTY Haskell		CITY Haskell			
ENUMERATED WITH <i>Parnell Lane</i>					
RELATIONSHIP TO ABOVE					
<input type="checkbox"/> SON	<input type="checkbox"/> NEPHEW	<input type="checkbox"/> STEPSON			
<input type="checkbox"/> DAUGHTER	<input type="checkbox"/> NIECE	<input type="checkbox"/> STEPDAUGHTER			
<input type="checkbox"/> BROTHER	<input type="checkbox"/> FATHER-IN-LAW	<input type="checkbox"/> COUSIN			
<input type="checkbox"/> SISTER	<input type="checkbox"/> MOTHER-IN-LAW	<input type="checkbox"/> HIRED MAN			
<input type="checkbox"/> FATHER	<input type="checkbox"/> SON-IN-LAW	<input type="checkbox"/> ROOMER			
<input type="checkbox"/> MOTHER	<input type="checkbox"/> DAUGHTER-IN-LAW	<input type="checkbox"/> SERVANT			
<input type="checkbox"/> GRANDSON	<input checked="" type="checkbox"/> BROTHER-IN-LAW	<input type="checkbox"/> OTHER (Specify)			
<input type="checkbox"/> GRANDDAUGHTER	<input type="checkbox"/> SISTER-IN-LAW				
<input type="checkbox"/> GRANDCHILD	<input type="checkbox"/> ORPHAN				

FORM 10-637
1910 CENSUS INDEX - INDIVIDUALU. S. DEPARTMENT OF COMMERCE
BUREAU OF THE CENSUS

TEXAS

14300		NAME OF INDIVIDUAL Kyatt, Roy		E.D. 99	SHEET 235
COLOR W.	AGE 11	BIRTHPLACE		VOL. 139	
COUNTY Unshar			CITY		
ENUMERATED WITH Pritchett, Alonzo G.					
RELATIONSHIP TO ABOVE					
<input type="checkbox"/> SON	<input checked="" type="checkbox"/> NEPHEW	<input type="checkbox"/> STEPSON			
<input type="checkbox"/> DAUGHTER	<input type="checkbox"/> NIECE	<input type="checkbox"/> STEPDAUGHTER			
<input type="checkbox"/> BROTHER	<input type="checkbox"/> FATHER-IN-LAW	<input type="checkbox"/> COUSIN			
<input type="checkbox"/> SISTER	<input type="checkbox"/> MOTHER-IN-LAW	<input type="checkbox"/> HIRED MAN			
<input type="checkbox"/> FATHER	<input type="checkbox"/> SON-IN-LAW	<input type="checkbox"/> ROOMER			
<input type="checkbox"/> MOTHER	<input type="checkbox"/> DAUGHTER-IN-LAW	<input type="checkbox"/> SERVANT			
<input type="checkbox"/> GRANDSON	<input type="checkbox"/> BROTHER-IN-LAW	<input type="checkbox"/> OTHER (Specify)			
<input type="checkbox"/> GRANDDAUGHTER	<input type="checkbox"/> SISTER-IN-LAW				
<input type="checkbox"/> GRANDCHILD	<input type="checkbox"/> ORPHAN				

FORM BC-627 (5-5-67)
FORMERLY 10-637

1910 CENSUS INDEX - INDIVIDUAL

U.S. DEPARTMENT OF COMMERCE
BUREAU OF THE CENSUS

TEXAS

W300	NAME OF INDIVIDUAL Wade Roy		E.O. 26	SHEET 12
COLOR W	AGE 35	BIRTHPLACE	VOL. 21	
COUNTY Childress		CITY Childress		
ENUMERATED WITH Bottoms John M.				
RELATIONSHIP TO ABOVE				
<input type="checkbox"/> SON	<input type="checkbox"/> NEPHEW	<input type="checkbox"/> STEPSON		
<input type="checkbox"/> DAUGHTER	<input type="checkbox"/> NIECE	<input type="checkbox"/> STEPDAUGHTER		
<input type="checkbox"/> BROTHER	<input type="checkbox"/> FATHER-IN-LAW	<input type="checkbox"/> COUSIN		
<input type="checkbox"/> SISTER	<input checked="" type="checkbox"/> MOTHER-IN-LAW	<input type="checkbox"/> HUSBAND		
<input type="checkbox"/> FATHER	<input type="checkbox"/> SON-IN-LAW	<input checked="" type="checkbox"/> ROOMER		
<input type="checkbox"/> MOTHER	<input type="checkbox"/> DAUGHTER-IN-LAW	<input type="checkbox"/> SERVANT		
<input type="checkbox"/> GRANDSON	<input type="checkbox"/> BROTHER-IN-LAW	<input type="checkbox"/> OTHER (Specify)		
<input type="checkbox"/> GRANDDAUGHTER	<input type="checkbox"/> SISTER-IN-LAW			
<input type="checkbox"/> GRANDCHILD	<input type="checkbox"/> ORPHAN			

FORM 10 637
1910 CENSUS INDEX - INDIVIDUAL

U. S. DEPARTMENT OF COMMERCE
BUREAU OF THE CENSUS

TEXAS

U 300		NAME OF INDIVIDUAL Wade, Roy		E.D. 92	SHEET 48
COLOR W	AGE 8	BIRTHPLACE Kans		VOL. 68	
COUNTY Harris			CITY Houston		
ENUMERATED WITH Lawson, Carrie					
RELATIONSHIP TO ABOVE (app. son of Partner, Wade, Elmer)					
<input checked="" type="checkbox"/> SON	<input type="checkbox"/> NEPHEW	<input type="checkbox"/> STEPSON			
<input type="checkbox"/> DAUGHTER	<input type="checkbox"/> NIECE	<input type="checkbox"/> STEPDAUGHTER			
<input type="checkbox"/> BROTHER	<input type="checkbox"/> FATHER-IN-LAW	<input type="checkbox"/> COUSIN			
<input type="checkbox"/> SISTER	<input type="checkbox"/> MOTHER-IN-LAW	<input type="checkbox"/> HIRED MAN			
<input type="checkbox"/> FATHER	<input type="checkbox"/> SON-IN-LAW	<input type="checkbox"/> ROOMER			
<input type="checkbox"/> MOTHER	<input type="checkbox"/> DAUGHTER-IN-LAW	<input type="checkbox"/> SERVANT			
<input type="checkbox"/> GRANDSON	<input type="checkbox"/> BROTHER-IN-LAW	<input type="checkbox"/> OTHER (Specify)			
<input type="checkbox"/> GRANDDAUGHTER	<input type="checkbox"/> SISTER-IN-LAW				
<input type="checkbox"/> GRANDCHILD	<input type="checkbox"/> ORPHAN				

FORM 10 637
1910 CENSUS INDEX - INDIVIDUAL

U. S. DEPARTMENT OF COMMERCE
BUREAU OF THE CENSUS

TEXAS

W 300	NAME OF INDIVIDUAL Woody Ray		E.D. 5	SHEET 16
COLOR W	AGE 24	BIRTHPLACE	VOL.	1
COUNTY Anderson		CITY Pabstine		
ENUMERATED WITH Lena Kelly				
RELATIONSHIP TO ABOVE				
<input type="checkbox"/> SON	<input type="checkbox"/> NEPHEW	<input type="checkbox"/> STEPSON		
<input type="checkbox"/> DAUGHTER	<input type="checkbox"/> NIECE	<input type="checkbox"/> STEPDAUGHTER		
<input type="checkbox"/> BROTHER	<input type="checkbox"/> FATHER-IN-LAW	<input type="checkbox"/> COUSIN		
<input type="checkbox"/> SISTER	<input type="checkbox"/> MOTHER-IN-LAW	<input type="checkbox"/> HIRED MAN		
<input type="checkbox"/> FATHER	<input type="checkbox"/> SON-IN-LAW	<input checked="" type="checkbox"/> ROOMER		
<input type="checkbox"/> MOTHER	<input type="checkbox"/> DAUGHTER-IN-LAW	<input type="checkbox"/> SERVANT		
<input type="checkbox"/> GRANDSON	<input type="checkbox"/> BROTHER-IN-LAW	<input type="checkbox"/> OTHER (Specify)		
<input type="checkbox"/> GRANDDAUGHTER	<input type="checkbox"/> SISTER-IN-LAW			
<input type="checkbox"/> GRANDCHILD	<input type="checkbox"/> ORPHAN			

FORM 10 637

1910 CENSUS INDEX - INDIVIDUAL

U. S. DEPARTMENT OF COMMERCE
BUREAU OF THE CENSUS

TEXAS

W.304	HEAD OF FAMILY Wade Rosie		E.D. 19	SHEET 9
COLOR B	AGE 21	BIRTHPLACE	VOL. 33	
COUNTY	Dallas		CITY	
OTHER MEMBERS OF FAMILY				
NAME		RELATIONSHIP	AGE	BIRTHPLACE
Rosie		D	4	
Leon		S	2	

FORM 10-636
1910 CENSUS INDEX - FAMILY

U.S. DEPARTMENT OF COMMERCE
BUREAU OF THE CENSUS

TEXAS

W 300		NAME OF INDIVIDUAL Wood, Rave		E.D.	SHEET
COLOR W	AGE 23	BIRTHPLACE		72	187
COUNTY Harris			CITY Houston		
ENUMERATED WITH Carley, Lizzie L.					
RELATIONSHIP TO ABOVE					
<input checked="" type="checkbox"/> SON	<input type="checkbox"/> NEPHEW	<input type="checkbox"/> STEPSON			
<input type="checkbox"/> DAUGHTER	<input type="checkbox"/> NIECE	<input type="checkbox"/> STEPDAUGHTER			
<input type="checkbox"/> BROTHER	<input type="checkbox"/> FATHER-IN-LAW	<input type="checkbox"/> COUSIN			
<input type="checkbox"/> SISTER	<input type="checkbox"/> MOTHER-IN-LAW	<input type="checkbox"/> HIRED MAN			
<input type="checkbox"/> FATHER	<input type="checkbox"/> SON-IN-LAW	<input type="checkbox"/> ROOMER			
<input type="checkbox"/> MOTHER	<input type="checkbox"/> DAUGHTER-IN-LAW	<input type="checkbox"/> SERVANT			
<input type="checkbox"/> GRANDSON	<input type="checkbox"/> BROTHER-IN-LAW	<input type="checkbox"/> OTHER (Specify)			
<input type="checkbox"/> GRANDDAUGHTER	<input type="checkbox"/> SISTER-IN-LAW				
<input type="checkbox"/> GRANDCHILD	<input type="checkbox"/> ORPHAN				

FORM 10 637
1910 CENSUS INDEX - INDIVIDUAL

U.S. DEPARTMENT OF COMMERCE
BUREAU OF THE CENSUS

TEXAS

W300	NAME OF INDIVIDUAL White Rose		E.D. 133	SHEET 260
COLOR W	AGE 12	BIRTHPLACE Tenn	VOL. 80	
COUNTY Hunt		CITY		
ENUMERATED WITH Sellers, Jere C				
RELATIONSHIP TO ABOVE				
<input type="checkbox"/> SON	<input type="checkbox"/> NEPHEW	<input type="checkbox"/> STEPSON		
<input type="checkbox"/> DAUGHTER	<input type="checkbox"/> NIECE	<input type="checkbox"/> STEPDAUGHTER		
<input type="checkbox"/> BROTHER	<input type="checkbox"/> FATHER-IN-LAW	<input type="checkbox"/> COUSIN		
<input type="checkbox"/> SISTER	<input type="checkbox"/> MOTHER-IN-LAW	<input type="checkbox"/> HIRED MAN		
<input type="checkbox"/> FATHER	<input type="checkbox"/> SON-IN-LAW	<input type="checkbox"/> ROOMER		
<input type="checkbox"/> MOTHER	<input type="checkbox"/> DAUGHTER-IN-LAW	<input type="checkbox"/> SERVANT		
<input type="checkbox"/> GRANDSON	<input type="checkbox"/> BROTHER-IN-LAW	<input type="checkbox"/> OTHER (Specify)		
<input checked="" type="checkbox"/> GRANDDAUGHTER	<input type="checkbox"/> SISTER-IN-LAW			
<input type="checkbox"/> GRANDCHILD	<input type="checkbox"/> ORPHAN			

FORM 10-637
1910 CENSUS INDEX - INDIVIDUAL

U. S. DEPARTMENT OF COMMERCE
BUREAU OF THE CENSUS

TEXAS

W 300	HEAD OF FAMILY <i>White, Ross D</i>		E.D. <i>96</i>	SHEET <i>118</i>
COLOR <i>W</i>	AGE <i>27</i>	BIRTHPLACE <i>La</i>	VOL. <i>62</i>	
COUNTY <i>Grayson</i>		CITY		
OTHER MEMBERS OF FAMILY				
NAME		RELATIONSHIP	AGE	BIRTHPLACE
<i>Living Alone</i>				

FORM 10-636

1910 CENSUS INDEX - FAMILY

U.S. DEPARTMENT OF COMMERCE
BUREAU OF THE CENSUS

TEXAS

W300		HEAD OF FAMILY		Watt Rosie R		E.D.	SHEET
COLOR		AGE	BIRTHPLACE		VOL.		
W		56			139		
COUNTY				CITY			
				Uvalde			
OTHER MEMBERS OF FAMILY							
NAME		RELATIONSHIP	AGE	BIRTHPLACE			
Maggie R		D	22				
Thomas		S	17	Kans			
Arthur R		S	10				

FORM 10-636

1910 CENSUS INDEX - FAMILY

U.S. DEPARTMENT OF COMMERCE
BUREAU OF THE CENSUS

TEXAS

11300		NAME OF INDIVIDUAL		Wade, Rosie Lee		E.O.		SHEET	
COLOR		AGE		BIRTHPLACE		VOL.		34	
W		14				4			
COUNTY				Atascosa		CITY			
ENUMERATED WITH									
Woodlee, Murphy H									
RELATIONSHIP TO ABOVE									
<input type="checkbox"/> SON <input type="checkbox"/> DAUGHTER <input type="checkbox"/> BROTHER <input type="checkbox"/> SISTER <input type="checkbox"/> FATHER <input type="checkbox"/> MOTHER <input type="checkbox"/> GRANDSON <input type="checkbox"/> GRANDDAUGHTER <input type="checkbox"/> GRANDCHILD			<input type="checkbox"/> NEPHEW <input checked="" type="checkbox"/> NIECE <input type="checkbox"/> FATHER-IN-LAW <input type="checkbox"/> MOTHER-IN-LAW <input type="checkbox"/> SON-IN-LAW <input type="checkbox"/> DAUGHTER-IN-LAW <input type="checkbox"/> BROTHER-IN-LAW <input type="checkbox"/> SISTER-IN-LAW <input type="checkbox"/> ORPHAN			<input type="checkbox"/> STEPSON <input type="checkbox"/> STEPDAUGHTER <input type="checkbox"/> COUSIN <input type="checkbox"/> HIRED MAN <input type="checkbox"/> ROOMER <input type="checkbox"/> SERVANT <input type="checkbox"/> OTHER (Specify)			

FORM 110 637

1910 CENSUS INDEX - INDIVIDUAL

U S DEPARTMENT OF COMMERCE
BUREAU OF THE CENSUS

TEXAS

W300	NAME OF INDIVIDUAL <i>W. H. Lee, Power Lee</i>		E.D. <i>54</i>	SHEET <i>327</i>
COLOR <i>B</i>	AGE <i>6</i>	BIRTHPLACE	VOL. <i>70</i>	
COUNTY Harrison		CITY <i>H</i>		
ENUMERATED WITH <i>W. H. Lee, Power Lee</i>				
RELATIONSHIP TO ABOVE				
<input type="checkbox"/> SON	<input type="checkbox"/> NEPHEW	<input type="checkbox"/> STEPSON		
<input type="checkbox"/> DAUGHTER	<input type="checkbox"/> NIECE	<input type="checkbox"/> STEPDAUGHTER		
<input type="checkbox"/> BROTHER	<input type="checkbox"/> FATHER-IN-LAW	<input type="checkbox"/> COUSIN		
<input type="checkbox"/> SISTER	<input type="checkbox"/> MOTHER-IN-LAW	<input type="checkbox"/> HIRED MAN		
<input type="checkbox"/> FATHER	<input type="checkbox"/> SON-IN-LAW	<input type="checkbox"/> ROOMER		
<input type="checkbox"/> MOTHER	<input type="checkbox"/> DAUGHTER-IN-LAW	<input type="checkbox"/> SERVANT		
<input type="checkbox"/> GRANDSON	<input type="checkbox"/> BROTHER-IN-LAW	<input type="checkbox"/> OTHER (<i>Specify</i>)		
<input type="checkbox"/> GRANDDAUGHTER	<input type="checkbox"/> SISTER-IN-LAW			
<input type="checkbox"/> GRANDCHILD	<input type="checkbox"/> ORPHAN			

FORM 10 637

1910 CENSUS INDEX - INDIVIDUAL

U.S. DEPARTMENT OF COMMERCE
BUREAU OF THE CENSUS

TEXAS

W 300	NAME OF INDIVIDUAL		E.O.	SHEET
COLOR	AGE	BIRTHPLACE	168	25
W	23	La.	VOL.	104
COUNTY		CITY		
Mitchell				
ENUMERATED WITH				
Morris, James E.				
RELATIONSHIP TO ABOVE				
<input type="checkbox"/> SON	<input type="checkbox"/> NEPHEW	<input type="checkbox"/> STEPSON		
<input type="checkbox"/> DAUGHTER	<input checked="" type="checkbox"/> NIECE	<input type="checkbox"/> STEPDAUGHTER		
<input checked="" type="checkbox"/> BROTHER	<input type="checkbox"/> FATHER-IN-LAW	<input type="checkbox"/> COUSIN		
<input type="checkbox"/> SISTER	<input type="checkbox"/> MOTHER-IN-LAW	<input type="checkbox"/> HIRED MAN		
<input type="checkbox"/> FATHER	<input type="checkbox"/> SON-IN-LAW	<input type="checkbox"/> ROOMER		
<input type="checkbox"/> MOTHER	<input type="checkbox"/> DAUGHTER-IN-LAW	<input type="checkbox"/> SERVANT		
<input type="checkbox"/> GRANDSON	<input type="checkbox"/> BROTHER-IN-LAW	<input type="checkbox"/> OTHER (Specify)		
<input type="checkbox"/> GRANDDAUGHTER	<input type="checkbox"/> SISTER-IN-LAW			
<input type="checkbox"/> GRANDCHILD	<input type="checkbox"/> ORPHAN			

FORM 10 637

1910 CENSUS INDEX - INDIVIDUAL

U.S. DEPARTMENT OF COMMERCE
BUREAU OF THE CENSUS

TEXAS

W300	NAME OF INDIVIDUAL		E.D.	SHEET
COLOR	AGE	BIRTHPLACE	72	157
B	12	Wyatt Rose	VOL.	78
COUNTY		CITY		
Houston				
ENUMERATED WITH				
Strong Bert				
RELATIONSHIP TO ABOVE				
<input type="checkbox"/> SON	<input type="checkbox"/> NEPHEW	<input type="checkbox"/> STEPSON		
<input type="checkbox"/> DAUGHTER	<input type="checkbox"/> NIECE	<input type="checkbox"/> STEPDAUGHTER		
<input type="checkbox"/> BROTHER	<input type="checkbox"/> FATHER-IN-LAW	<input type="checkbox"/> COUSIN		
<input type="checkbox"/> SISTER	<input type="checkbox"/> MOTHER-IN-LAW	<input type="checkbox"/> HIRED MAN		
<input type="checkbox"/> FATHER	<input type="checkbox"/> SON-IN-LAW	<input type="checkbox"/> ROOMER		
<input type="checkbox"/> MOTHER	<input type="checkbox"/> DAUGHTER-IN-LAW	<input type="checkbox"/> SERVANT		
<input type="checkbox"/> GRANDSON	<input type="checkbox"/> BROTHER-IN-LAW	<input type="checkbox"/> OTHER (Specify)		
<input checked="" type="checkbox"/> GRANDDAUGHTER	<input type="checkbox"/> SISTER-IN-LAW			
<input type="checkbox"/> GRANDCHILD	<input type="checkbox"/> ORPHAN			

FORM 10 637
 1910 CENSUS INDEX - INDIVIDUAL

U. S. DEPARTMENT OF COMMERCE
 BUREAU OF THE CENSUS

TEXAS

2300	HEAD OF FAMILY W. White Rowan		E.D. 149	SHEET 92
COLOR B	AGE 19	BIRTHPLACE	VOL. 124	
COUNTY Shelby	CITY			
OTHER MEMBERS OF FAMILY				
NAME		RELATIONSHIP	AGE	BIRTHPLACE
1 Francis		III	60	Miss

FORM 10 636
1910 CENSUS INDEX - FAMILY

U. S. DEPARTMENT OF COMMERCE
BUREAU OF THE CENSUS

TEXAS

W 300	NAME OF INDIVIDUAL <i>White Rosie</i>		E.O. 55	SHEET 269
COLOR <i>B</i>	AGE <i>18</i>	BIRTHPLACE	VOL. <i>102</i>	
COUNTY <i>Milam</i>		CITY		
ENUMERATED WITH <i>Banks James</i>				
RELATIONSHIP TO ABOVE				
<input type="checkbox"/> SON	<input type="checkbox"/> NEPHEW	<input type="checkbox"/> STEPSON		
<input type="checkbox"/> DAUGHTER	<input type="checkbox"/> NIECE	<input type="checkbox"/> STEPDAUGHTER		
<input type="checkbox"/> BROTHER	<input type="checkbox"/> FATHER-IN-LAW	<input type="checkbox"/> COUSIN		
<input checked="" type="checkbox"/> SISTER	<input type="checkbox"/> MOTHER-IN-LAW	<input type="checkbox"/> HIRED MAN		
<input type="checkbox"/> FATHER	<input type="checkbox"/> SON-IN-LAW	<input type="checkbox"/> ROOMER		
<input type="checkbox"/> MOTHER	<input type="checkbox"/> DAUGHTER-IN-LAW	<input type="checkbox"/> SERVANT		
<input type="checkbox"/> GRANDSON	<input type="checkbox"/> BROTHER-IN-LAW	<input type="checkbox"/> OTHER (<i>Specify</i>)		
<input type="checkbox"/> GRANDDAUGHTER	<input type="checkbox"/> SISTER-IN-LAW			
<input type="checkbox"/> GRANDCHILD	<input type="checkbox"/> ORPHAN			

FORM 10 637
1910 CENSUS INDEX - INDIVIDUAL

U. S. DEPARTMENT OF COMMERCE
BUREAU OF THE CENSUS

W300		NAME OF INDIVIDUAL		TEXAS	
COLOR	AGE	BIRTHPLACE		E.O.	SHEET
B	35	Wade Rose		67	280
COUNTY			CITY		
Harris			Houston		
ENUMERATED WITH					
Rose Sarah					
RELATIONSHIP TO ABOVE					
<input type="checkbox"/> SON	<input type="checkbox"/> NEPHEW	<input type="checkbox"/> STEPSON			
<input checked="" type="checkbox"/> DAUGHTER	<input type="checkbox"/> NIECE	<input type="checkbox"/> STEPDAUGHTER			
<input type="checkbox"/> BROTHER	<input type="checkbox"/> FATHER-IN-LAW	<input type="checkbox"/> COUSIN			
<input type="checkbox"/> SISTER	<input type="checkbox"/> MOTHER-IN-LAW	<input type="checkbox"/> HIRED MAN			
<input type="checkbox"/> FATHER	<input type="checkbox"/> SON-IN-LAW	<input type="checkbox"/> ROOMER			
<input type="checkbox"/> MOTHER	<input type="checkbox"/> DAUGHTER-IN-LAW	<input type="checkbox"/> SERVANT			
<input type="checkbox"/> GRANDSON	<input type="checkbox"/> BROTHER-IN-LAW	<input type="checkbox"/> OTHER (Specify)			
<input type="checkbox"/> GRANDDAUGHTER	<input type="checkbox"/> SISTER-IN-LAW				
<input type="checkbox"/> GRANDCHILD	<input type="checkbox"/> ORPHAN				

FORM 10-637
 1910 CENSUS INDEX - INDIVIDUAL

U.S. DEPARTMENT OF COMMERCE
 BUREAU OF THE CENSUS

TEXAS

w300		NAME OF INDIVIDUAL		E.D.		SHEET	
Wade		Rosetta		62		24	
COLOR	B	AGE	4	BIRTHPLACE		VOL.	
Houston		CITY		78			
CITY		Crockett					
ENUMERATED WITH							
Laguna Tom							
RELATIONSHIP TO ABOVE							
<input type="checkbox"/> SON	<input type="checkbox"/> NEPHEW	<input type="checkbox"/> STEPSON					
<input type="checkbox"/> DAUGHTER	<input type="checkbox"/> NIECE	<input type="checkbox"/> STEPDAUGHTER					
<input type="checkbox"/> BROTHER	<input type="checkbox"/> FATHER-IN-LAW	<input type="checkbox"/> COUSIN					
<input type="checkbox"/> SISTER	<input type="checkbox"/> MOTHER-IN-LAW	<input type="checkbox"/> HIRED MAN					
<input type="checkbox"/> FATHER	<input type="checkbox"/> SON-IN-LAW	<input type="checkbox"/> ROOMER					
<input type="checkbox"/> MOTHER	<input type="checkbox"/> DAUGHTER-IN-LAW	<input type="checkbox"/> SERVANT					
<input type="checkbox"/> GRANDSON	<input type="checkbox"/> BROTHER-IN-LAW	<input type="checkbox"/> OTHER (Specify)					
<input checked="" type="checkbox"/> GRANDDAUGHTER	<input type="checkbox"/> SISTER-IN-LAW						
<input type="checkbox"/> GRANDCHILD	<input type="checkbox"/> ORPHAN						

FORM 10-637
1910 CENSUS INDEX + INDIVIDUAL

U.S. DEPARTMENT OF COMMERCE
BUREAU OF THE CENSUS

TEXAS

N 300		NAME OF INDIVIDUAL Wood Rosetta		E.D. 169	SHEET 389
COLOR B	AGE 7 12	BIRTHPLACE		VOL 134	
COUNTY Waller		CITY			
ENUMERATED WITH Johnson R Lody					
RELATIONSHIP TO ABOVE					
<input type="checkbox"/> SON	<input type="checkbox"/> NEPHEW	<input type="checkbox"/> STEPSON			
<input type="checkbox"/> DAUGHTER	<input type="checkbox"/> NEECE	<input type="checkbox"/> STEPDAUGHTER			
<input type="checkbox"/> BROTHER	<input type="checkbox"/> FATHER-IN-LAW	<input type="checkbox"/> COUSIN			
<input type="checkbox"/> SISTER	<input type="checkbox"/> MOTHER-IN-LAW	<input type="checkbox"/> HIRED MAN			
<input type="checkbox"/> FATHER	<input type="checkbox"/> SON-IN-LAW	<input type="checkbox"/> ROOMER			
<input type="checkbox"/> MOTHER	<input type="checkbox"/> DAUGHTER-IN-LAW	<input type="checkbox"/> SERVANT			
<input checked="" type="checkbox"/> GRANDSON	<input type="checkbox"/> BROTHER-IN-LAW	<input type="checkbox"/> OTHER (Specify)			
<input type="checkbox"/> GRANDDAUGHTER	<input type="checkbox"/> SISTER-IN-LAW				
<input type="checkbox"/> GRANDCHILD	<input type="checkbox"/> ORPHAN				

FORM BC-627 (5-9-67)
FORMERLY 10-631

U.S. DEPARTMENT OF COMMERCE
BUREAU OF THE CENSUS

1910 CENSUS INDEX - INDIVIDUAL

TEXAS

W300		NAME OF INDIVIDUAL <i>White Rosa</i>		E.D. <i>122</i>	SHEET <i>305</i>
COLOR <i>B</i>	AGE <i>9</i>	BIRTHPLACE		VOL.	
COUNTY			CITY <i>123</i>		
ENUMERATED WITH <i>Victoria</i>					
RELATIONSHIP TO ABOVE <i>White Rose</i>					
<input type="checkbox"/> SON	<input type="checkbox"/> NEPHEW	<input type="checkbox"/> STEPSON			
<input type="checkbox"/> DAUGHTER	<input type="checkbox"/> NIECE	<input type="checkbox"/> STEPDAUGHTER			
<input type="checkbox"/> BROTHER	<input type="checkbox"/> FATHER-IN-LAW	<input type="checkbox"/> COUSIN			
<input type="checkbox"/> SISTER	<input type="checkbox"/> MOTHER-IN-LAW	<input type="checkbox"/> HIRED MAN			
<input type="checkbox"/> FATHER	<input type="checkbox"/> SON-IN-LAW	<input type="checkbox"/> ROOMER			
<input type="checkbox"/> MOTHER	<input type="checkbox"/> DAUGHTER-IN-LAW	<input type="checkbox"/> SERVANT			
<input type="checkbox"/> GRANDSON	<input type="checkbox"/> BROTHER-IN-LAW	<input type="checkbox"/> OTHER (Specify)			
<input type="checkbox"/> GRANDDAUGHTER	<input type="checkbox"/> SISTER-IN-LAW				
<input type="checkbox"/> GRANDCHILD	<input type="checkbox"/> ORPHAN				

FORM BC-627 5-5-67
FORM P 1-1-67U. S. DEPARTMENT OF COMMERCE
BUREAU OF THE CENSUS

1910 CENSUS INDEX - INDIVIDUAL

TEXAS

W 300	NAME OF INDIVIDUAL White Rosella		E.D. 52	SHEET 19
COLOR W	AGE 21	BIRTHPLACE Mo	VOL. 63	
COUNTY Guadalupe	CITY Sejourn			
ENUMERATED WITH January Annie				
RELATIONSHIP TO ABOVE				
<input type="checkbox"/> SON	<input type="checkbox"/> NEPHEW	<input type="checkbox"/> STEPSON		
<input type="checkbox"/> DAUGHTER	<input type="checkbox"/> NIECE	<input type="checkbox"/> STEPDAUGHTER		
<input type="checkbox"/> BROTHER	<input type="checkbox"/> FATHER-IN-LAW	<input type="checkbox"/> COUSIN		
<input type="checkbox"/> SISTER	<input type="checkbox"/> MOTHER-IN-LAW	<input type="checkbox"/> HIRED MAN		
<input type="checkbox"/> FATHER	<input type="checkbox"/> SON-IN-LAW	<input type="checkbox"/> ROOMER		
<input type="checkbox"/> MOTHER	<input type="checkbox"/> DAUGHTER-IN-LAW	<input type="checkbox"/> SERVANT		
<input type="checkbox"/> GRANDSON	<input type="checkbox"/> BROTHER-IN-LAW	<input checked="" type="checkbox"/> OTHER (Specify) W		
<input type="checkbox"/> GRANDDAUGHTER	<input type="checkbox"/> SISTER-IN-LAW			
<input type="checkbox"/> GRANDCHILD	<input type="checkbox"/> ORPHAN			

app w of white Ps.

FORM 10-637
1910 CENSUS INDEX - INDIVIDUAL

U.S. DEPARTMENT OF COMMERCE
BUREAU OF THE CENSUS

TEXAS

W 300	NAME OF INDIVIDUAL <i>Wood Rose Katherine</i>		E. D. <i>57</i>	SHEET <i>69</i>
COLOR <i>W</i>	AGE <i>1</i>	BIRTHPLACE	VOL. <i>66</i>	
COUNTY <i>Harris</i>		CITY <i>Houston</i>		
ENUMERATED WITH <i>Boncho Rose</i>				
RELATIONSHIP TO ABOVE				
<input type="checkbox"/> SON	<input type="checkbox"/> NEPHEW	<input type="checkbox"/> STEPSON		
<input type="checkbox"/> DAUGHTER	<input type="checkbox"/> NIECE	<input type="checkbox"/> STEPDAUGHTER		
<input type="checkbox"/> BROTHER	<input type="checkbox"/> FATHER-IN-LAW	<input type="checkbox"/> COUSIN		
<input type="checkbox"/> SISTER	<input type="checkbox"/> MOTHER-IN-LAW	<input type="checkbox"/> HIRED MAN		
<input type="checkbox"/> FATHER	<input type="checkbox"/> SON-IN-LAW	<input type="checkbox"/> ROOMER		
<input type="checkbox"/> MOTHER	<input type="checkbox"/> DAUGHTER-IN-LAW	<input type="checkbox"/> SERVANT		
<input type="checkbox"/> GRANDSON	<input type="checkbox"/> BROTHER-IN-LAW	<input type="checkbox"/> OTHER (<i>Specify</i>)		
<input checked="" type="checkbox"/> GRANDDAUGHTER	<input type="checkbox"/> SISTER-IN-LAW			
<input type="checkbox"/> GRANDCHILD	<input type="checkbox"/> ORPHAN			

FORM 10-637
1910 CENSUS INDEX - INDIVIDUAL

U. S. DEPARTMENT OF COMMERCE
BUREAU OF THE CENSUS

TEXAS

W 300	NAME OF INDIVIDUAL <i>White Rose</i>		E.D. 46	SHEET 286
COLOR B	AGE 58	BIRTHPLACE	VOL. 71	
COUNTY <i>Harrison</i>		CITY <i>Marshall</i>		
ENUMERATED WITH <i>Reese, James</i>				
RELATIONSHIP TO ABOVE				
<input type="checkbox"/> SON	<input type="checkbox"/> NEPHEW	<input type="checkbox"/> STEPSON		
<input type="checkbox"/> DAUGHTER	<input type="checkbox"/> NIECE	<input type="checkbox"/> STEPDAUGHTER		
<input type="checkbox"/> BROTHER	<input type="checkbox"/> FATHER-IN-LAW	<input type="checkbox"/> COUSIN		
<input type="checkbox"/> SISTER	<input checked="" type="checkbox"/> MOTHER-IN-LAW	<input type="checkbox"/> HIRED MAN		
<input type="checkbox"/> FATHER	<input type="checkbox"/> SON-IN-LAW	<input type="checkbox"/> ROOMER		
<input type="checkbox"/> MOTHER	<input type="checkbox"/> DAUGHTER-IN-LAW	<input type="checkbox"/> SERVANT		
<input type="checkbox"/> GRANDSON	<input type="checkbox"/> BROTHER-IN-LAW	<input type="checkbox"/> OTHER (Specify)		
<input type="checkbox"/> GRANDDAUGHTER	<input type="checkbox"/> SISTER-IN-LAW			
<input type="checkbox"/> GRANDCHILD	<input type="checkbox"/> ORPHAN			

FORM 10-637

1910 CENSUS INDEX - INDIVIDUAL

U.S. DEPARTMENT OF COMMERCE
BUREAU OF THE CENSUS

TEXAS

W 300		NAME OF INDIVIDUAL White Rose		E.D. 98	SHEET 12
COLOR B	AGE 20	BIRTHPLACE La		VOL. 91	
COUNTY Lamar			CITY		
ENUMERATED WITH Abbott Frank M					
RELATIONSHIP TO ABOVE					
<input type="checkbox"/> SON	<input type="checkbox"/> NEPHEW	<input type="checkbox"/> STEPSON			
<input type="checkbox"/> DAUGHTER	<input type="checkbox"/> NIECE	<input type="checkbox"/> STEPDAUGHTER			
<input type="checkbox"/> BROTHER	<input type="checkbox"/> FATHER-IN-LAW	<input type="checkbox"/> COUSIN			
<input type="checkbox"/> SISTER	<input type="checkbox"/> MOTHER-IN-LAW	<input type="checkbox"/> HIRED MAN			
<input type="checkbox"/> FATHER	<input type="checkbox"/> SON-IN-LAW	<input checked="" type="checkbox"/> ROOMER			
<input type="checkbox"/> MOTHER	<input type="checkbox"/> DAUGHTER-IN-LAW	<input type="checkbox"/> SERVANT			
<input type="checkbox"/> GRANDSON	<input type="checkbox"/> BROTHER-IN-LAW	<input type="checkbox"/> OTHER (Specify)			
<input type="checkbox"/> GRANDDAUGHTER	<input type="checkbox"/> SISTER-IN-LAW				
<input type="checkbox"/> GRANDCHILD	<input type="checkbox"/> ORPHAN				

FORM 10.637
1910 CENSUS INDEX - INDIVIDUAL

U.S. DEPARTMENT OF COMMERCE
BUREAU OF THE CENSUS

			TEXAS	
W308	NAME OF INDIVIDUAL White Roscoe		E.D.	SHEET
COLOR W	AGE 20	BIRTHPLACE	86	63
COURTY Somervell			VOL. 122	
ENUMERATED WITH Rhodes Emerson				
RELATIONSHIP TO ABOVE				
<input type="checkbox"/> SON	<input type="checkbox"/> NEPHEW	<input checked="" type="checkbox"/> STEPSON		
<input type="checkbox"/> DAUGHTER	<input type="checkbox"/> NIECE	<input type="checkbox"/> STEPDAUGHTER		
<input type="checkbox"/> BROTHER	<input type="checkbox"/> FATHER-IN-LAW	<input type="checkbox"/> COUSIN		
<input type="checkbox"/> SISTER	<input type="checkbox"/> MOTHER-IN-LAW	<input type="checkbox"/> HIRED MAN		
<input type="checkbox"/> FATHER	<input type="checkbox"/> SON-IN-LAW	<input type="checkbox"/> ROOMER		
<input type="checkbox"/> MOTHER	<input type="checkbox"/> DAUGHTER-IN-LAW	<input type="checkbox"/> SERVANT		
<input type="checkbox"/> GRANDSON	<input type="checkbox"/> BROTHER-IN-LAW	<input type="checkbox"/> OTHER (Specify)		
<input type="checkbox"/> GRANDDAUGHTER	<input type="checkbox"/> SISTER-IN-LAW			
<input type="checkbox"/> GRANDCHILD	<input type="checkbox"/> ORPHAN			

FORM BC-627 (5-5-67)
FORMERLY 10-637

1910 CENSUS INDEX - INDIVIDUAL

U.S. DEPARTMENT OF COMMERCE
BUREAU OF THE CENSUS

TEXAS

W 300	NAME OF INDIVIDUAL <i>Witt Reese</i>		E.O. 8	SHEET 17
COLOR <i>W</i>	AGE <i>21</i>	BIRTHPLACE <i>Miss</i>	VOL. <i>2</i>	
COUNTY	Angelina	CITY		
ENUMERATED WITH <i>Livora Mae Anderson</i>				
RELATIONSHIP TO ABOVE				
<input type="checkbox"/> SON	<input type="checkbox"/> NEPHEW	<input type="checkbox"/> STEPSON		
<input type="checkbox"/> DAUGHTER	<input type="checkbox"/> NIECE	<input type="checkbox"/> STEPDAUGHTER		
<input type="checkbox"/> BROTHER	<input type="checkbox"/> FATHER-IN-LAW	<input type="checkbox"/> COUSIN		
<input type="checkbox"/> SISTER	<input type="checkbox"/> MOTHER-IN-LAW	<input type="checkbox"/> WIFE		
<input type="checkbox"/> FATHER	<input type="checkbox"/> SON-IN-LAW	<input checked="" type="checkbox"/> ROOMER		
<input type="checkbox"/> MOTHER	<input type="checkbox"/> DAUGHTER-IN-LAW	<input type="checkbox"/> SERVANT		
<input type="checkbox"/> GRANDSON	<input type="checkbox"/> BROTHER-IN-LAW	<input type="checkbox"/> OTHER (Specify)		
<input type="checkbox"/> GRANDDAUGHTER	<input type="checkbox"/> SISTER-IN-LAW			
<input type="checkbox"/> GRANDCHILD	<input type="checkbox"/> ORPHAN			

FORM 10-637
1910 CENSUS INDEX - INDIVIDUAL

U.S. DEPARTMENT OF COMMERCE
BUREAU OF THE CENSUS

TEXAS

W300		NAME OF INDIVIDUAL Watt, Roscoe		E.D. 79	SHEET 269
COLOR W	AGE 7	BIRTHPLACE Tex		VOL. 137	
COUNTY Travis			CITY Austin		
ENUMERATED WITH Maxwell, Thomas D					
RELATIONSHIP TO ABOVE					
<input type="checkbox"/> SON	<input type="checkbox"/> NEPHEW	<input type="checkbox"/> STEPSON			
<input type="checkbox"/> DAUGHTER	<input type="checkbox"/> NIECE	<input type="checkbox"/> STEPDAUGHTER			
<input type="checkbox"/> BROTHER	<input type="checkbox"/> FATHER-IN-LAW	<input type="checkbox"/> COUSIN			
<input type="checkbox"/> SISTER	<input type="checkbox"/> MOTHER-IN-LAW	<input type="checkbox"/> HIRED MAN			
<input type="checkbox"/> FATHER	<input type="checkbox"/> SON-IN-LAW	<input checked="" type="checkbox"/> ROOMER			
<input type="checkbox"/> MOTHER	<input type="checkbox"/> DAUGHTER-IN-LAW	<input type="checkbox"/> SERVANT			
<input type="checkbox"/> GRANDSON	<input type="checkbox"/> BROTHER-IN-LAW	<input type="checkbox"/> OTHER (Specify)			
<input type="checkbox"/> GRANDDAUGHTER	<input type="checkbox"/> SISTER-IN-LAW				
<input type="checkbox"/> GRANDCHILD	<input type="checkbox"/> ORPHAN				

FORM 10-637
1910 CENSUS INDEX - INDIVIDUAL

U S DEPARTMENT OF COMMERCE
BUREAU OF THE CENSUS

TEXAS

W300		NAME OF INDIVIDUAL		E.D.	SHEET
COLOR	Wade Rosa L	AGE	BIRTHPLACE	77	93
B	15			VOL.	
COUNTY	Smith	CITY		125	
ENUMERATED WITH					
Wade Harry					
RELATIONSHIP TO ABOVE					
<input type="checkbox"/> SON	<input type="checkbox"/> NEPHEW	<input type="checkbox"/> STEPSON			
<input type="checkbox"/> DAUGHTER	<input checked="" type="checkbox"/> NIECE	<input type="checkbox"/> STEPPAUGHTER			
<input type="checkbox"/> BROTHER	<input type="checkbox"/> FATHER-IN-LAW	<input type="checkbox"/> COUSIN			
<input type="checkbox"/> SISTER	<input type="checkbox"/> MOTHER-IN-LAW	<input checked="" type="checkbox"/> HIRED MAN			
<input type="checkbox"/> FATHER	<input type="checkbox"/> SON-IN-LAW	<input type="checkbox"/> ROOMER			
<input type="checkbox"/> MOTHER	<input type="checkbox"/> DAUGHTER-IN-LAW	<input type="checkbox"/> SERVANT			
<input type="checkbox"/> GRANDSON	<input type="checkbox"/> BROTHER-IN-LAW	<input type="checkbox"/> OTHER (Specify)			
<input type="checkbox"/> GRANDDAUGHTER	<input type="checkbox"/> SISTER-IN-LAW	<input type="checkbox"/>			
<input checked="" type="checkbox"/> GRANDCHILD	<input type="checkbox"/> ORPHAN	<input type="checkbox"/>			

FORM BC-627 (5-9-07)
FORMERLY 10-637

U.S. DEPARTMENT OF COMMERCE
BUREAU OF THE CENSUS

1910 CENSUS INDEX - INDIVIDUAL

TEXAS

70300	HEAD OF FAMILY Wood Rosa L		E.D. 166	SHEET 282
COLOR W	AGE 40	BIRTHPLACE	VOL. 104	
COUNTY Mitchell		CITY Dunn		
OTHER MEMBERS OF FAMILY				
NAME		RELATIONSHIP	AGE	BIRTHPLACE
Witt Bertice C		S	20	
Verdie L		S	18	
Annie		D	14	
Marion P		D	12	
Thelma		D	7	
Wood	James J	S	5	

FORM 10-636—
1910 CENSUS INDEX - FAMILY

U.S. DEPARTMENT OF COMMERCE
BUREAU OF THE CENSUS

TEXAS

W300		NAME OF INDIVIDUAL		E.O.	SHEET
COLOR	AGE	BIRTHPLACE		06	21
W	36	Va		VOL.	68
COUNTY			CITY		
Harris			Houston		
ENUMERATED WITH					
Head Not Shown					
RELATIONSHIP-TO ABOVE					
<input type="checkbox"/> SON	<input type="checkbox"/> NEPHEW	- 179 by Winston J Wood			
<input type="checkbox"/> DAUGHTER	<input type="checkbox"/> NIECE	<input type="checkbox"/> STEPSON			
<input type="checkbox"/> BROTHER	<input type="checkbox"/> FATHER-IN-LAW	<input type="checkbox"/> STEPDAUGHTER			
<input type="checkbox"/> SISTER	<input type="checkbox"/> MOTHER-IN-LAW	<input type="checkbox"/> COUSIN			
<input type="checkbox"/> FATHER	<input type="checkbox"/> SON-IN-LAW	<input type="checkbox"/> HIRED MAN			
<input type="checkbox"/> MOTHER	<input type="checkbox"/> DAUGHTER-IN-LAW	<input checked="" type="checkbox"/> ROOMER			
<input type="checkbox"/> GRANDSON	<input type="checkbox"/> BROTHER-IN-LAW	<input type="checkbox"/> SERVANT			
<input type="checkbox"/> GRANDDAUGHTER	<input type="checkbox"/> SISTER-IN-LAW	<input type="checkbox"/> OTHER (Specify)			
<input type="checkbox"/> GRANDCHILD	<input type="checkbox"/> ORPHAN				

FORM 10 637
1910 CENSUS INDEX - INDIVIDUAL

U. S. DEPARTMENT OF COMMERCE
BUREAU OF THE CENSUS

TEXAS

W300	NAME OF INDIVIDUAL <i>White Rosa A</i>		E.D. <i>109</i>	SHEET <i>115</i>
COLOR <i>B</i>	AGE <i>13</i>	BIRTHPLACE	VOL. <i>69</i>	
COUNTY <i>Harris</i>		CITY		
ENUMERATED WITH <i>Gladner Mary</i>				
RELATIONSHIP TO ABOVE:				
<input type="checkbox"/> SON	<input type="checkbox"/> NEPHEW	<input type="checkbox"/> STEPSON		
<input type="checkbox"/> DAUGHTER	<input checked="" type="checkbox"/> NIECE	<input type="checkbox"/> STEPDAUGHTER		
<input type="checkbox"/> BROTHER	<input type="checkbox"/> FATHER-IN-LAW	<input type="checkbox"/> COUSIN		
<input type="checkbox"/> SISTER	<input type="checkbox"/> MOTHER-IN-LAW	<input type="checkbox"/> HIRED MAN		
<input type="checkbox"/> FATHER	<input type="checkbox"/> SON-IN-LAW	<input type="checkbox"/> ROOMER		
<input type="checkbox"/> MOTHER	<input type="checkbox"/> DAUGHTER-IN-LAW	<input type="checkbox"/> SERVANT		
<input type="checkbox"/> GRANDSON	<input type="checkbox"/> BROTHER-IN-LAW	<input type="checkbox"/> OTHER (<i>Specify</i>)		
<input type="checkbox"/> GRANDDAUGHTER	<input type="checkbox"/> SISTER-IN-LAW			
<input type="checkbox"/> GRANDCHILD	<input type="checkbox"/> ORPHAN			

FORM 10 637

1910 CENSUS INDEX - INDIVIDUAL

U. S. DEPARTMENT OF COMMERCE
BUREAU OF THE CENSUS

TEXAS

W 300	NAME OF INDIVIDUAL Wheat Rosa		E.O. 14	SHEET 431
COLOR B	AGE 28	BIRTHPLACE	VOL. 10	
COUNTY Bexar		CITY		
ENUMERATED WITH Johnson Sarah				
RELATIONSHIP TO ABOVE				
<input type="checkbox"/> SON	<input type="checkbox"/> NEPHEW	<input type="checkbox"/> STEPSON		
<input type="checkbox"/> DAUGHTER	<input type="checkbox"/> NIECE	<input type="checkbox"/> STEPDAUGHTER		
<input type="checkbox"/> BROTHER	<input type="checkbox"/> FATHER-IN-LAW	<input type="checkbox"/> COUSIN		
<input checked="" type="checkbox"/> SISTER	<input type="checkbox"/> MOTHER-IN-LAW	<input type="checkbox"/> HIRED MAN		
<input type="checkbox"/> FATHER	<input type="checkbox"/> SON-IN-LAW	<input type="checkbox"/> ROOMER		
<input type="checkbox"/> MOTHER	<input type="checkbox"/> DAUGHTER-IN-LAW	<input type="checkbox"/> SERVANT		
<input type="checkbox"/> GRANDSON	<input type="checkbox"/> BROTHER-IN-LAW	<input type="checkbox"/> OTHER (Specify)		
<input type="checkbox"/> GRANDDAUGHTER	<input type="checkbox"/> SISTER-IN-LAW			
<input type="checkbox"/> GRANDCHILD	<input type="checkbox"/> ORPHAN			

FORM 10-637
1910 CENSUS INDEX - INDIVIDUAL

U.S. DEPARTMENT OF COMMERCE
BUREAU OF THE CENSUS

TEXAS

W300		HEAD OF FAMILY		White Board		E.D.	SHEET
COLOR	AGE	BIRTHPLACE				VOL.	
W	42	Ky				35	
COUNTY				CITY			
Dallas				Dallas			
OTHER MEMBERS OF FAMILY							
NAME			RELATIONSHIP	AGE	BIRTHPLACE		
Living alone							

FORM 10 636
1910 CENSUS INDEX - FAMILY

U. S. DEPARTMENT OF COMMERCE
BUREAU OF THE CENSUS

TEXAS

W 300	NAME OF INDIVIDUAL Wood Rosa		E.O. 95	SHEET 248
COLOR B	AGE 23	BIRTHPLACE	VOL. 104	
COUNTY Polk		CITY		
ENUMERATED WITH Wright, Charles				
RELATIONSHIP TO ABOVE				
<input type="checkbox"/> SON	<input type="checkbox"/> NEPHEW	<input type="checkbox"/> STEPSON		
<input type="checkbox"/> DAUGHTER	<input type="checkbox"/> NIECE	<input type="checkbox"/> STEPDAUGHTER		
<input type="checkbox"/> BROTHER	<input type="checkbox"/> FATHER-IN-LAW	<input type="checkbox"/> COUSIN		
<input type="checkbox"/> SISTER	<input type="checkbox"/> MOTHER-IN-LAW	<input type="checkbox"/> HIRED MAN		
<input type="checkbox"/> FATHER	<input type="checkbox"/> SON-IN-LAW	<input type="checkbox"/> ROOMER		
<input type="checkbox"/> MOTHER	<input type="checkbox"/> DAUGHTER-IN-LAW	<input type="checkbox"/> SERVANT		
<input type="checkbox"/> GRANDSON	<input type="checkbox"/> BROTHER-IN-LAW	<input type="checkbox"/> OTHER (Specify)		
<input type="checkbox"/> GRANDDAUGHTER	<input type="checkbox"/> SISTER-IN-LAW			
<input type="checkbox"/> GRANDCHILD	<input type="checkbox"/> ORPHAN			

FORM 10-637
1910 CENSUS INDEX - INDIVIDUAL

U.S. DEPARTMENT OF COMMERCE
BUREAU OF THE CENSUS

TEXAS

W 300	NAME OF INDIVIDUAL Wade Rosa		E.D. 43	SHEET 25
COLOR B	AGE 13	BIRTHPLACE	VOL. 94	
COUNTY Limestone	CITY			
ENUMERATED WITH Wade Law				
RELATIONSHIP TO ABOVE				
<input type="checkbox"/> SON	<input type="checkbox"/> NEPHEW	<input type="checkbox"/> STEPSON		
<input type="checkbox"/> DAUGHTER	<input type="checkbox"/> NIECE	<input type="checkbox"/> STEPDAUGHTER		
<input type="checkbox"/> BROTHER	<input type="checkbox"/> FATHER-IN-LAW	<input type="checkbox"/> COUSIN		
<input type="checkbox"/> SISTER	<input type="checkbox"/> MOTHER-IN-LAW	<input type="checkbox"/> HIRED MAN		
<input type="checkbox"/> FATHER	<input type="checkbox"/> SON-IN-LAW	<input type="checkbox"/> ROOMER		
<input type="checkbox"/> MOTHER	<input type="checkbox"/> DAUGHTER-IN-LAW	<input type="checkbox"/> SERVANT		
<input type="checkbox"/> GRANDSON	<input type="checkbox"/> BROTHER-IN-LAW	<input type="checkbox"/> OTHER (Specify)		
<input checked="" type="checkbox"/> GRANDDAUGHTER	<input type="checkbox"/> SISTER-IN-LAW			
<input type="checkbox"/> GRANDCHILD	<input type="checkbox"/> ORPHAN			

FORM 10 637
-1910 CENSUS INDEX - INDIVIDUAL

U. S. DEPARTMENT OF COMMERCE
BUREAU OF THE CENSUS

TEXAS

W 300		NAME OF INDIVIDUAL Wyatt Ross		E.D. 179	SHEET 230
COLOR W	AGE 8	BIRTHPLACE		VOL. 110	
COUNTY Notam			CITY		
ENUMERATION Notam Wyatt Noah W					
RELATIONSHIP TO ABOVE					
<input type="checkbox"/> SON	<input type="checkbox"/> NEPHEW	<input type="checkbox"/> STEPSON			
<input type="checkbox"/> DAUGHTER	<input checked="" type="checkbox"/> NIECE	<input type="checkbox"/> STEPDAUGHTER			
<input type="checkbox"/> BROTHER	<input type="checkbox"/> FATHER-IN-LAW	<input type="checkbox"/> COUSIN			
<input type="checkbox"/> SISTER	<input type="checkbox"/> MOTHER-IN-LAW	<input type="checkbox"/> HIRED MAN			
<input type="checkbox"/> FATHER	<input type="checkbox"/> SON-IN-LAW	<input type="checkbox"/> ROOMER			
<input type="checkbox"/> MOTHER	<input type="checkbox"/> DAUGHTER-IN-LAW	<input type="checkbox"/> SERVANT			
<input type="checkbox"/> GRANDSON	<input type="checkbox"/> BROTHER-IN-LAW	<input type="checkbox"/> OTHER (Specify)			
<input type="checkbox"/> GRANDDAUGHTER	<input type="checkbox"/> SISTER-IN-LAW				
<input type="checkbox"/> GRANDCHILD	<input type="checkbox"/> ORPHAN				

FORM 10 637
1910 CENSUS INDEX - INDIVIDUAL

U.S. DEPARTMENT OF COMMERCE
BUREAU OF THE CENSUS

TEXAS

W300	NAME OF INDIVIDUAL <i>White Rosa</i>		E.O. <i>77</i>	SHEET <i>231</i>
COLOR <i>B</i>	AGE <i>31</i>	BIRTHPLACE -	VOL. <i>83</i>	
COUNTY -	<i>Jefferson</i>		CITY <i>Beaumont</i>	
ENUMERATED WITH <i>Jones Edward</i>				
RELATIONSHIP TO ABOVE				
<input type="checkbox"/> SON	<input type="checkbox"/> NEPHEW	<input type="checkbox"/> STEPSON		
<input type="checkbox"/> DAUGHTER	<input type="checkbox"/> NIECE	<input type="checkbox"/> STEPDAUGHTER		
<input type="checkbox"/> BROTHER	<input type="checkbox"/> FATHER-IN-LAW	<input type="checkbox"/> COUSIN		
<input type="checkbox"/> SISTER	<input type="checkbox"/> MOTHER-IN-LAW	<input type="checkbox"/> HIRED MAN		
<input type="checkbox"/> FATHER	<input type="checkbox"/> SON-IN-LAW	<input checked="" type="checkbox"/> ROOMER		
<input type="checkbox"/> MOTHER	<input type="checkbox"/> DAUGHTER-IN-LAW	<input type="checkbox"/> SERVANT		
<input type="checkbox"/> GRANDSON	<input type="checkbox"/> BROTHER-IN-LAW	<input type="checkbox"/> OTHER (<i>Specify</i>)		
<input type="checkbox"/> GRANDDAUGHTER	<input type="checkbox"/> SISTER-IN-LAW			
<input type="checkbox"/> GRANDCHILD	<input type="checkbox"/> ORPHAN			

FORM 10-637
1910 CENSUS INDEX - INDIVIDUAL

U. S. DEPARTMENT OF COMMERCE
BUREAU OF THE CENSUS

TEXAS

W350		NAME OF INDIVIDUAL White Rose		E.O. 91	SHEET 181
COLOR W	AGE 22	BIRTHPLACE Mo		VOL.	127
COUNTY Tarrant			CITY		
ENUMERATED WITH Reeves J. T.					
RELATIONSHIP TO ABOVE					
<input type="checkbox"/> SON	<input type="checkbox"/> NEPHEW	<input type="checkbox"/> STEPSON			
<input type="checkbox"/> DAUGHTER	<input type="checkbox"/> NIECE	<input type="checkbox"/> STEPDAUGHTER			
<input type="checkbox"/> BROTHER	<input type="checkbox"/> FATHER-IN-LAW	<input type="checkbox"/> COUSIN			
<input type="checkbox"/> SISTER	<input type="checkbox"/> MOTHER-IN-LAW	<input type="checkbox"/> HIRED MAN			
<input type="checkbox"/> FATHER	<input type="checkbox"/> SON-IN-LAW	<input type="checkbox"/> ROOMER			
<input type="checkbox"/> MOTHER	<input type="checkbox"/> DAUGHTER-IN-LAW	<input type="checkbox"/> SERVANT			
<input type="checkbox"/> GRANDSON	<input type="checkbox"/> BROTHER-IN-LAW	<input type="checkbox"/> OTHER (Specify)			
<input type="checkbox"/> GRANDDAUGHTER	<input type="checkbox"/> SISTER-IN-LAW	^			
<input type="checkbox"/> GRANDCHILD	<input type="checkbox"/> ORPHAN				

FORM 10-637
1910 CENSUS INDEX - INDIVIDUALU S DEPARTMENT OF COMMERCE
BUREAU OF THE CENSUS

TEXAS

1130 White			NAME OF INDIVIDUAL	Rosa	E.D.	SHEET
COLOR	AGE	BIRTHPLACE	127/18			
W	20		VOL. 130			
COUNTY	Tarrant		CITY Fort Worth			
ENUMERATED WITH						
James Morrison M.						
RELATIONSHIP TO ABOVE Apparently w of R. Claude E. White						
<input type="checkbox"/> SON	<input type="checkbox"/> NEPHEW	<input type="checkbox"/> STEPSON				
<input type="checkbox"/> DAUGHTER	<input type="checkbox"/> NIECE	<input type="checkbox"/> STEPDAUGHTER				
<input type="checkbox"/> BROTHER	<input type="checkbox"/> FATHER-IN-LAW	<input type="checkbox"/> COUSIN				
<input type="checkbox"/> SISTER	<input type="checkbox"/> MOTHER-IN-LAW	<input type="checkbox"/> HIRED MAN				
<input type="checkbox"/> FATHER	<input type="checkbox"/> SON-IN-LAW	<input type="checkbox"/> ROOMER				
<input type="checkbox"/> MOTHER	<input type="checkbox"/> DAUGHTER-IN-LAW	<input type="checkbox"/> SERVANT				
<input type="checkbox"/> GRANDSON	<input type="checkbox"/> BROTHER-IN-LAW	<input type="checkbox"/> OTHER (Specify)				
<input type="checkbox"/> GRANDDAUGHTER	<input type="checkbox"/> SISTER-IN-LAW					
<input type="checkbox"/> GRANDCHILD	<input type="checkbox"/> ORPHAN					

FORM 10-637
1910 CENSUS INDEX - INDIVIDUAL

U.S. DEPARTMENT OF COMMERCE
BUREAU OF THE CENSUS

TEXAS

10300	NAME OF INDIVIDUAL <i>Waddy Rosa</i>		E.P. <i>17</i>	SHEET <i>29</i>
COLOR <i>B</i>	AGE <i>28</i>	BIRTHPLACE	VOL. <i>23</i>	
COUNTY <i>Cherokee</i>		CITY <i>Jacksonville</i>		
ENUMERATED WITH <i>Louise Robert</i>				
RELATIONSHIP TO ABOVE				
<input type="checkbox"/> SON	<input type="checkbox"/> NEPHEW	<input type="checkbox"/> STEPSON		
<input type="checkbox"/> DAUGHTER	<input type="checkbox"/> NIECE	<input type="checkbox"/> STEPDAUGHTER		
<input type="checkbox"/> BROTHER	<input type="checkbox"/> FATHER-IN-LAW	<input type="checkbox"/> COUSIN		
<input type="checkbox"/> SISTER	<input type="checkbox"/> MOTHER-IN-LAW	<input type="checkbox"/> HIRED MAN		
<input type="checkbox"/> FATHER	<input type="checkbox"/> SON-IN-LAW	<input checked="" type="checkbox"/> ROOMER		
<input type="checkbox"/> MOTHER	<input type="checkbox"/> DAUGHTER-IN-LAW	<input type="checkbox"/> SERVANT		
<input type="checkbox"/> GRANDSON	<input type="checkbox"/> BROTHER-IN-LAW	<input type="checkbox"/> OTHER (Specify)		
<input type="checkbox"/> GRANDDAUGHTER	<input type="checkbox"/> SISTER-IN-LAW			
<input type="checkbox"/> GRANDCHILD	<input type="checkbox"/> ORPHAN			

FORM 10-637

1910 CENSUS INDEX - INDIVIDUAL

U S DEPARTMENT OF COMMERCE
BUREAU OF THE CENSUS

TEXAS

W 300	NAME OF INDIVIDUAL <i>Wade Ross</i>		E.D. 17	SHEET 19
COLOR B	AGE 12	BIRTHPLACE	VOL. 23	
COUNTY Cherokee	CITY <i>Jacksonville</i>			
ENUMERATED WITH <i>Johnson John</i>				
RELATIONSHIP TO ABOVE				
<input type="checkbox"/> SON	<input type="checkbox"/> NEPHEW	<input type="checkbox"/> STEPSON		
<input type="checkbox"/> DAUGHTER	<input type="checkbox"/> NIECE	<input checked="" type="checkbox"/> STEPDAUGHTER		
<input type="checkbox"/> BROTHER	<input type="checkbox"/> FATHER-IN-LAW	<input type="checkbox"/> COUSIN		
<input type="checkbox"/> SISTER	<input type="checkbox"/> MOTHER-IN-LAW	<input type="checkbox"/> HIRED MAN		
<input type="checkbox"/> FATHER	<input type="checkbox"/> SON-IN-LAW	<input type="checkbox"/> ROOMER		
<input type="checkbox"/> MOTHER	<input type="checkbox"/> DAUGHTER-IN-LAW	<input type="checkbox"/> SERVANT		
<input type="checkbox"/> GRANDSON	<input type="checkbox"/> BROTHER-IN-LAW	<input type="checkbox"/> OTHER (Specify)		
<input type="checkbox"/> GRANDDAUGHTER	<input type="checkbox"/> SISTER-IN-LAW			
<input type="checkbox"/> GRANDCHILD	<input type="checkbox"/> ORPHAN			

FORM 10-637
1910 CENSUS INDEX - INDIVIDUAL

U S DEPARTMENT OF COMMERCE
BUREAU OF THE CENSUS

TEXAS

W300	NAME OF INDIVIDUAL Wheat, Rosa		E.D. 72	SHEET 184
COLOR B	AGE 6	BIRTHPLACE	VOL. 137	
COUNTY Travis	CITY Austin			
ENUMERATED WITH Nelson, Floyd				
RELATIONSHIP TO ABOVE				
<input type="checkbox"/> SON	<input type="checkbox"/> NEPHEW	<input type="checkbox"/> STEPSON		
<input type="checkbox"/> DAUGHTER	<input type="checkbox"/> NIECE	<input type="checkbox"/> STEPDAUGHTER		
<input type="checkbox"/> BROTHER	<input type="checkbox"/> FATHER-IN-LAW	<input type="checkbox"/> COUSIN		
<input type="checkbox"/> SISTER	<input type="checkbox"/> MOTHER-IN-LAW	<input type="checkbox"/> HIRED MAN		
<input type="checkbox"/> FATHER	<input type="checkbox"/> SON-IN-LAW	<input type="checkbox"/> ROOMER		
<input type="checkbox"/> MOTHER	<input type="checkbox"/> DAUGHTER-IN-LAW	<input type="checkbox"/> SERVANT		
<input type="checkbox"/> GRANDSON	<input type="checkbox"/> BROTHER-IN-LAW	<input type="checkbox"/> OTHER (Specify)		
<input checked="" type="checkbox"/> GRANDDAUGHTER	<input type="checkbox"/> SISTER-IN-LAW			
<input type="checkbox"/> GRANDCHILD	<input type="checkbox"/> ORPHAN			

FORM 10-637
1910 CENSUS INDEX - INDIVIDUAL

U S DEPARTMENT OF COMMERCE
BUREAU OF THE CENSUS

TEXAS

W300		NAME OF INDIVIDUAL <i>White, Rosa</i>		E.D. <i>17</i>	SHEET <i>10</i>
COLOR <i>N</i>	AGE <i>20</i>	BIRTHPLACE <i>Tenn</i>		VOL. <i>18</i>	
COUNTY <i>Burleson</i>			CITY		
ENUMERATED WITH <i>Mrs. Mary</i>					
RELATIONSHIP TO ABOVE					
<input type="checkbox"/> SON	<input type="checkbox"/> NEPHEW	<input type="checkbox"/> STEPSON			
<input type="checkbox"/> DAUGHTER	<input type="checkbox"/> NIECE	<input type="checkbox"/> STEPDAUGHTER			
<input type="checkbox"/> BROTHER	<input type="checkbox"/> FATHER-IN-LAW	<input type="checkbox"/> COUSIN			
<input type="checkbox"/> SISTER	<input type="checkbox"/> MOTHER-IN-LAW	<input type="checkbox"/> HIRED MAN			
<input type="checkbox"/> FATHER	<input type="checkbox"/> SON-IN-LAW	<input type="checkbox"/> ROOMER			
<input type="checkbox"/> MOTHER	<input type="checkbox"/> DAUGHTER-IN-LAW	<input type="checkbox"/> SERVANT			
<input type="checkbox"/> GRANDSON	<input type="checkbox"/> BROTHER-IN-LAW	<input type="checkbox"/> OTHER (Specify)			
<input type="checkbox"/> GRANDDAUGHTER	<input type="checkbox"/> SISTER-IN-LAW	<i>120</i>			
<input type="checkbox"/> GRANDCHILD	<input type="checkbox"/> ORPHAN				

FORM 10-637
1910 CENSUS INDEX - INDIVIDUAL

U. S. DEPARTMENT OF COMMERCE
BUREAU OF THE CENSUS

10300		NAME OF INDIVIDUAL Wade Ross		TEXAS	
COLOR	AGE 74	BIRTHPLACE Ala		E.D. 82	SHEET 186
COUNTY Harris	CITY Houston			VOL. 66	
ENUMERATED WITH Catherine Magye					
RELATIONSHIP TO ABOVE					
<input type="checkbox"/> SON	<input type="checkbox"/> NEPHEW	<input type="checkbox"/> STEPSON			
<input type="checkbox"/> DAUGHTER	<input type="checkbox"/> NIECE	<input type="checkbox"/> STEPDAUGHTER			
<input type="checkbox"/> BROTHER	<input type="checkbox"/> FATHER-IN-LAW	<input type="checkbox"/> COUSIN			
<input type="checkbox"/> SISTER	<input type="checkbox"/> MOTHER-IN-LAW	<input type="checkbox"/> HIRED MAN			
<input type="checkbox"/> FATHER	<input type="checkbox"/> SON-IN-LAW	<input type="checkbox"/> ROOMER			
<input type="checkbox"/> MOTHER	<input type="checkbox"/> DAUGHTER-IN-LAW	<input type="checkbox"/> SERVANT			
<input type="checkbox"/> GRANDSON	<input type="checkbox"/> BROTHER-IN-LAW	<input checked="" type="checkbox"/> OTHER (Specify)	S.M.		
<input type="checkbox"/> GRANDDAUGHTER	<input type="checkbox"/> SISTER-IN-LAW				
<input type="checkbox"/> GRANDCHILD	<input type="checkbox"/> ORPHAN				

FORM 10-637
1910 CENSUS INDEX - INDIVIDUAL

U.S. DEPARTMENT OF COMMERCE
BUREAU OF THE CENSUS

4300		NAME OF INDIVIDUAL <i>White, Rosa</i>		TEXAS	
COLOR <i>B</i>	AGE <i>20</i>	BIRTHPLACE		E.O. <i>38</i>	SHEET <i>4</i>
COUNTY <i>Wartman</i>			CITY <i>Zerrell</i>		
ENUMERATED WITH <i>Lovannon, Wanda</i>					
RELATIONSHIP TO ABOVE					
<input type="checkbox"/> SON	<input type="checkbox"/> NEPHEW	<input type="checkbox"/> STEPSON			
<input type="checkbox"/> DAUGHTER	<input type="checkbox"/> NIECE	<input type="checkbox"/> STEPDAUGHTER			
<input type="checkbox"/> BROTHER	<input type="checkbox"/> FATHER-IN-LAW	<input type="checkbox"/> COUSIN			
<input type="checkbox"/> SISTER	<input type="checkbox"/> MOTHER-IN-LAW	<input type="checkbox"/> HIRED MAN			
<input type="checkbox"/> FATHER	<input type="checkbox"/> SON-IN-LAW	<input checked="" type="checkbox"/> ROOMER			
<input type="checkbox"/> MOTHER	<input type="checkbox"/> DAUGHTER-IN-LAW	<input type="checkbox"/> SERVANT			
<input type="checkbox"/> GRANDSON	<input type="checkbox"/> BROTHER-IN-LAW	<input type="checkbox"/> OTHER (Specify)			
<input type="checkbox"/> GRANDDAUGHTER	<input type="checkbox"/> SISTER-IN-LAW				
<input type="checkbox"/> GRANDCHILD	<input type="checkbox"/> ORPHAN				

FORM 10-637

1910 CENSUS INDEX - INDIVIDUAL

U.S. DEPARTMENT OF COMMERCE
BUREAU OF THE CENSUS

TEXAS

W300	NAME OF INDIVIDUAL Wyatt Rosa		E.D. 11	SHEET 8
COLOR W	AGE 57	BIRTHPLACE Iowa	VOL. - 1	
COUNTY Anderson		CITY Palastine		
ENUMERATED WITH Wyatt Walter				
RELATIONSHIP TO ABOVE				
<input type="checkbox"/> SON	<input type="checkbox"/> NEPHEW	<input type="checkbox"/> STEPSON		
<input type="checkbox"/> DAUGHTER	<input type="checkbox"/> NIECE	<input type="checkbox"/> STEPDAUGHTER		
<input type="checkbox"/> BROTHER	<input type="checkbox"/> FATHER-IN-LAW	<input type="checkbox"/> COUSIN		
<input type="checkbox"/> SISTER	<input type="checkbox"/> MOTHER-IN-LAW	<input type="checkbox"/> HIRED MAN		
<input type="checkbox"/> FATHER	<input type="checkbox"/> SON-IN-LAW	<input type="checkbox"/> ROOMER		
<input type="checkbox"/> MOTHER	<input type="checkbox"/> DAUGHTER-IN-LAW	<input type="checkbox"/> SERVANT		
<input type="checkbox"/> GRANDSON	<input type="checkbox"/> BROTHER-IN-LAW	<input type="checkbox"/> OTHER (Specify)		
<input type="checkbox"/> GRANDDAUGHTER	<input type="checkbox"/> SISTER-IN-LAW			
<input type="checkbox"/> GRANDCHILD	<input type="checkbox"/> ORPHAN			

FORM 10-637

1910 CENSUS INDEX - INDIVIDUAL

U.S. DEPARTMENT OF COMMERCE
BUREAU OF THE CENSUS

TEXAS

W 300	HEAD OF FAMILY		Wipatt, Romeo	E.D.	SHEET
COLOR	AGE	BIRTHPLACE		118	9
W	24			VOL.	18
COUNTY	Burnet		CITY		
OTHER MEMBERS OF FAMILY					
NAME		RELATION- SHIP	AGE	BIRTHPLACE	
Bettie		W	22		

FORM 10 636
1910 CENSUS INDEX - FAMILYU.S. DEPARTMENT OF COMMERCE
BUREAU OF THE CENSUS

TEXAS

W 300	NAME OF INDIVIDUAL <i>White, Rolly</i>		E.O. <i>35</i>	SHEET <i>146</i>
COLOR <i>B</i>	AGE <i>27</i>	BIRTHPLACE	VOL. <i>11</i>	
COUNTY <i>Bexar</i>		CITY <i>San Antonio</i>		
ENUMERATED WITH <i>Jugg, Nic Jr.</i>				
RELATIONSHIP TO ABOVE				
<input type="checkbox"/> SON	<input type="checkbox"/> NEPHEW	<input type="checkbox"/> STEPSON		
<input type="checkbox"/> DAUGHTER	<input type="checkbox"/> NIECE	<input type="checkbox"/> STEPDAUGHTER		
<input type="checkbox"/> BROTHER	<input type="checkbox"/> FATHER-IN-LAW	<input type="checkbox"/> COUSIN		
<input type="checkbox"/> SISTER	<input type="checkbox"/> MOTHER-IN-LAW	<input type="checkbox"/> HIRED MAN		
<input type="checkbox"/> FATHER	<input type="checkbox"/> SON-IN-LAW	<input type="checkbox"/> ROOMER		
<input type="checkbox"/> MOTHER	<input type="checkbox"/> DAUGHTER-IN-LAW	<input checked="" type="checkbox"/> SERVANT		
<input type="checkbox"/> GRANDSON	<input type="checkbox"/> BROTHER-IN-LAW	<input type="checkbox"/> OTHER (<i>Specify</i>)		
<input type="checkbox"/> GRANDDAUGHTER	<input type="checkbox"/> SISTER-IN-LAW			
<input type="checkbox"/> GRANDCHILD	<input type="checkbox"/> ORPHAN			

FORM 10-637
1910 CENSUS INDEX - INDIVIDUAL

U. S. DEPARTMENT OF COMMERCE
BUREAU OF THE CENSUS

TEXAS

1. 300		HEAD OF FAMILY		W. Aude Rollin E.		E.O.	SHEET
COLOR	AGE	BIRTHPLACE				VOL.	
W	30	Ill				114	
COUNTY				CITY			
San Patricio				Cranvass Pass			
OTHER MEMBERS OF FAMILY							
NAME		RELATIONSHIP		AGE	BIRTHPLACE		
Sarah E.		W		36	Mo.		

FORM 10-636

1910 CENSUS INDEX - FAMILY

U.S. DEPARTMENT OF COMMERCE
BUREAU OF THE CENSUS

TEXAS

W300		NAME OF INDIVIDUAL White, Nellie		E.D. 160	SHEET 94
COLOR W	AGE 34	BIRTHPLACE Miss		VOL. 13-5	
COUNTY		Tyler		CITY	
ENUMERATED WITH W Colley, George W					
RELATIONSHIP TO ABOVE					
<input type="checkbox"/> SON <input type="checkbox"/> DAUGHTER <input type="checkbox"/> BROTHER <input type="checkbox"/> SISTER <input type="checkbox"/> FATHER <input type="checkbox"/> MOTHER <input type="checkbox"/> GRANDSON <input type="checkbox"/> GRANDDAUGHTER <input type="checkbox"/> GRANDCHILD		<input type="checkbox"/> NEPHEW <input type="checkbox"/> NIECE <input type="checkbox"/> FATHER-IN-LAW <input type="checkbox"/> MOTHER-IN-LAW <input type="checkbox"/> SON-IN-LAW <input type="checkbox"/> DAUGHTER-IN-LAW <input type="checkbox"/> BROTHER-IN-LAW <input type="checkbox"/> SISTER-IN-LAW <input type="checkbox"/> ORPHAN		<input type="checkbox"/> STEPSON <input type="checkbox"/> STEPDAUGHTER <input type="checkbox"/> COUSIN <input type="checkbox"/> HIRED MAN <input checked="" type="checkbox"/> ROOMER <input type="checkbox"/> SERVANT <input type="checkbox"/> OTHER (Specify)	

FORM BC-627 (5-5-67)
FORMERLY 10-637

1910 CENSUS INDEX - INDIVIDUAL

U.S. DEPARTMENT OF COMMERCE
BUREAU OF THE CENSUS

TEXAS

107302	HEAD OF FAMILY — <i>Phoebe, Rollie</i>		E.D. 170	SHEET 49
COLOR <i>W</i>	AGE <i>20</i>	BIRTHPLACE <i>La</i>	VOL. <i>76</i>	
COUNTY	<i>Hill</i>		CITY	
OTHER MEMBERS OF FAMILY				
NAME		RELATIONSHIP	AGE	BIRTHPLACE
<i>1 Felia</i>		<i>W</i>	<i>20</i>	

FORM 10 636
-1910 CENSUS INDEX - FAMILY

U.S. DEPARTMENT OF COMMERCE
BUREAU OF THE CENSUS

TEXAS

W300	HEAD OF FAMILY		Myatt, Rolland		E.D.	SHEET
COLOR	AGE	BIRTHPLACE		35	206	
W	22			VOL.	11	
COUNTY	Bexar		CITY		San Antonio	
OTHER MEMBERS OF FAMILY						
NAME		RELATIONSHIP	AGE	BIRTHPLACE		
Louise		W	22			

FORM 10 636
1910 CENSUS INDEX - FAMILY

U. S. DEPARTMENT OF COMMERCE
BUREAU OF THE CENSUS

TEXAS

W 508	HEAD OF FAMILY Wood Kallan B		E.D. 134	SHEET 314
COLOR W	AGE 29	BIRTHPLACE		VOL. 134
COUNTY	Uvalde	CITY Sabin		
OTHER MEMBERS OF FAMILY				
NAME		RELATION- SHIP	AGE	BIRTHPLACE
Living alone				

FORM 10 636
1910 CENSUS INDEX - FAMILYU. S. DEPARTMENT OF COMMERCE
BUREAU OF THE CENSUS

TEXAS

10300		NAME OF INDIVIDUAL <i>White Polena</i>		E.D. <i>49</i>	SHEET <i>13</i>
COLOR <i>W</i>	AGE <i>11</i>	BIRTHPLACE <i>D. Mex</i>		VOL. <i>39</i>	
COUNTY <i>Dallas</i>			CITY <i>Dallas</i>		
ENUMERATED WITH <i>Pearson WK</i>					
RELATIONSHIP TO ABOVE					
<input type="checkbox"/> SON	<input type="checkbox"/> NEPHEW	<input type="checkbox"/> STEPSON			
<input type="checkbox"/> DAUGHTER	<input type="checkbox"/> NIECE	<input type="checkbox"/> STEPDAUGHTER			
<input type="checkbox"/> BROTHER	<input type="checkbox"/> FATHER-IN-LAW	<input type="checkbox"/> COUSIN			
<input type="checkbox"/> SISTER	<input type="checkbox"/> MOTHER-IN-LAW	<input type="checkbox"/> HIRED MAN			
<input type="checkbox"/> FATHER	<input type="checkbox"/> SON-IN-LAW	<input type="checkbox"/> ROOMER			
<input type="checkbox"/> MOTHER	<input type="checkbox"/> DAUGHTER-IN-LAW	<input type="checkbox"/> SERVANT			
<input type="checkbox"/> GRANDSON	<input type="checkbox"/> BROTHER-IN-LAW	<input checked="" type="checkbox"/> OTHER (Specify)			
<input type="checkbox"/> GRANDDAUGHTER	<input type="checkbox"/> SISTER-IN-LAW	<i>sd</i>			
<input type="checkbox"/> GRANDCHILD	<input type="checkbox"/> ORPHAN				

FORM 10-637

1910 CENSUS INDEX - INDIVIDUAL

U.S. DEPARTMENT OF COMMERCE
BUREAU OF THE CENSUS

TEXAS

W 300	HEAD OF FAMILY		W. L. Lute, Robert	E. D.	SHEET
COLOR	AGE	BIRTHPLACE		98	259
W	80	La		VOL.	109
COUNTY	Nacogdoches		CITY		
OTHER MEMBERS OF FAMILY					
NAME		RELATIONSHIP	AGE	BIRTHPLACE	
W. L. Lute		W	33		
Robert		S	10		
L. L. Lute		F	65	Louis	
L. L. Lute		M	10		

FORM 10 636
1910 CENSUS INDEX - FAMILY

U. S. DEPARTMENT OF COMMERCE
BUREAU OF THE CENSUS

TEXAS

W 300		NAME OF INDIVIDUAL W. H. Rogers		E. D. 101		SHEET 141	
COLOR W	AGE 17	BIRTHPLACE I		VOL. 108			
COUNTY Navarro				CITY Barry			
ENUMERATED WITH Hannah; Hazel W.							
RELATIONSHIP TO ABOVE							
<input type="checkbox"/> SON <input type="checkbox"/> DAUGHTER <input type="checkbox"/> BROTHER <input type="checkbox"/> SISTER <input type="checkbox"/> FATHER <input type="checkbox"/> MOTHER <input type="checkbox"/> GRANDSON <input type="checkbox"/> GRANDDAUGHTER <input type="checkbox"/> GRANDCHILD		<input type="checkbox"/> NEPHEW <input type="checkbox"/> NIECE <input type="checkbox"/> FATHER-IN-LAW <input type="checkbox"/> MOTHER-IN-LAW <input type="checkbox"/> SON-IN-LAW <input type="checkbox"/> DAUGHTER-IN-LAW <input type="checkbox"/> BROTHER-IN-LAW <input type="checkbox"/> SISTER-IN-LAW <input type="checkbox"/> ORPHAN		<input type="checkbox"/> STEPSON <input type="checkbox"/> STEPDAUGHTER <input type="checkbox"/> COUSIN <input type="checkbox"/> MARRIED MAN <input type="checkbox"/> ROOMER <input type="checkbox"/> SERVANT <input type="checkbox"/> OTHER (Specify)			

FORM 10 637

1910 CENSUS INDEX - INDIVIDUAL

U. S. DEPARTMENT OF COMMERCE
BUREAU OF THE CENSUS

TEXAS

W 300		HEAD OF FAMILY		H. White Roe		E.D.	SHEET
COLOR	AGE	BIRTHPLACE		VOL.		29	
COUNTY		CITY		Comanche			
OTHER MEMBERS OF FAMILY							
	NAME	RELATIONSHIP	AGE	BIRTHPLACE			
	Walter E	H	22				
	Mary E	W	5				
	Robert T	B	11				
	Lada E	D	4				
	James Melney	S	7				

FORM 10-636
1910 CENSUS INDEX - FAMILY

U.S. DEPARTMENT OF COMMERCE
BUREAU OF THE CENSUS

TEXAS

W300		HEAD OF FAMILY		E.D.	SHEET
white		Rodolph		162	118
COLOR	AGE	BIRTHPLACE		VOL.	
W	46			88	
COUNTY Kerr			CITY		
OTHER MEMBERS OF FAMILY					
	NAME	RELATIONSHIP	AGE	BIRTHPLACE	
	Mary	W.	40		
	Angene	S	21		
	Joseph	S	16		
	Joseph	B	7		

FORM 10 636
1910 CENSUS INDEX - FAMILY

U. S. DEPARTMENT OF COMMERCE
BUREAU OF THE CENSUS

TEXAS

W. S. R.		HEAD OF FAMILY		E.D.	SHEET
COLOR	W	AGE	21	128	224
		BIRTHPLACE		VOL.	00
COUNTY	Hunt		CITY		
Wolfe City					
OTHER MEMBERS OF FAMILY					
NAME		RELATIONSHIP	AGE	BIRTHPLACE	
1. W. S. R.		W	26	Wolfe City	
W. S. R. Jr.		S	19		

FORM 10 636
1910 CENSUS INDEX - FAMILY

U. S. DEPARTMENT OF COMMERCE
BUREAU OF THE CENSUS

TEXAS

W 300	NAME OF INDIVIDUAL Wade Rodd		E.C. 109	SHEET 480
COLOR B	AGE 11	BIRTHPLACE	VOL. 82	
COUNTY Karnes		CITY		
ENUMERATED WITH Phillips, Adeline				
RELATIONSHIP TO ABOVE				
<input type="checkbox"/> SON	<input type="checkbox"/> NEPHEW	<input type="checkbox"/> STEPSON		
<input type="checkbox"/> DAUGHTER	<input type="checkbox"/> NIECE	<input type="checkbox"/> STEPDAUGHTER		
<input type="checkbox"/> BROTHER	<input type="checkbox"/> FATHER-IN-LAW	<input type="checkbox"/> COUSIN		
<input type="checkbox"/> SISTER	<input type="checkbox"/> MOTHER-IN-LAW	<input type="checkbox"/> HIRED MAN		
<input type="checkbox"/> FATHER	<input type="checkbox"/> SON-IN-LAW	<input type="checkbox"/> ROOMER		
<input type="checkbox"/> MOTHER	<input type="checkbox"/> DAUGHTER-IN-LAW	<input type="checkbox"/> SERVANT		
<input type="checkbox"/> GRANDSON	<input type="checkbox"/> BROTHER-IN-LAW	<input type="checkbox"/> OTHER (Specify)		
<input checked="" type="checkbox"/> GRANDDAUGHTER	<input type="checkbox"/> SISTER-IN-LAW			
<input type="checkbox"/> GRANDCHILD	<input type="checkbox"/> ORPHAN			

FORM 10 637

1910 CENSUS INDEX - INDIVIDUAL

U. S. DEPARTMENT OF COMMERCE
BUREAU OF THE CENSUS

TEXAS

W300		NAME OF INDIVIDUAL White, Robin P		E.D.	SHEET
COLOR W	AGE 55	BIRTHPLACE		135	320
COUNTY Hunt			CITY	VOL.	80
ENUMERATED WITH White, John C					
RELATIONSHIP TO ABOVE					
<input type="checkbox"/> SON	<input type="checkbox"/> NEPHEW	<input type="checkbox"/> STEPSON			
<input type="checkbox"/> DAUGHTER	<input type="checkbox"/> NIECE	<input type="checkbox"/> STEPDAUGHTER			
<input checked="" type="checkbox"/> BROTHER	<input type="checkbox"/> FATHER-IN-LAW	<input type="checkbox"/> COUSIN			
<input type="checkbox"/> SISTER	<input type="checkbox"/> MOTHER-IN-LAW	<input type="checkbox"/> HIRED MAN			
<input type="checkbox"/> FATHER	<input type="checkbox"/> SON-IN-LAW	<input type="checkbox"/> ROOMER			
<input type="checkbox"/> MOTHER	<input type="checkbox"/> DAUGHTER-IN-LAW	<input type="checkbox"/> SERVANT			
<input type="checkbox"/> GRANDSON	<input type="checkbox"/> BROTHER-IN-LAW	<input type="checkbox"/> OTHER (Specify)			
<input type="checkbox"/> GRANDDAUGHTER	<input type="checkbox"/> SISTER-IN-LAW				
<input type="checkbox"/> GRANDCHILD	<input type="checkbox"/> ORPHAN				

FORM 10-637
1910 CENSUS INDEX - INDIVIDUAL

U.S. DEPARTMENT OF COMMERCE
BUREAU OF THE CENSUS

TEXAS

W300	HEAD OF FAMILY Wood, Robert C.		E.D. 61	SHEET 10
COLOR W	AGE 56	BIRTHPLACE	VOL. 35	
COUNTY		CITY		
OTHER MEMBERS OF FAMILY				
NAME		RELATIONSHIP	AGE	BIRTHPLACE
Elizabeth D		W	54	
Ruthie J		D	27	
Raymond		S	12	

FORM 10 636
1910 CENSUS INDEX - FAMILY

U. S. DEPARTMENT OF COMMERCE
BUREAU OF THE CENSUS

TEXAS

W300	NAME OF INDIVIDUAL White Robie		E.D. 39	SHEET 11
COLOR W	AGE 71	BIRTHPLACE	VOL. 24	
COUNTY Clay		CITY		
ENUMERATED WITH -				
RELATIONSHIP TO ABOVE Cousley Aderson P				
<input type="checkbox"/> SON <input type="checkbox"/> DAUGHTER <input type="checkbox"/> BROTHER <input type="checkbox"/> SISTER <input type="checkbox"/> FATHER <input type="checkbox"/> MOTHER <input type="checkbox"/> GRANDSON <input type="checkbox"/> GRANDDAUGHTER <input type="checkbox"/> GRANDCHILD <input type="checkbox"/> NEPHEW <input type="checkbox"/> NIECE <input type="checkbox"/> FATHER-IN-LAW <input type="checkbox"/> MOTHER-IN-LAW <input type="checkbox"/> SON-IN-LAW <input type="checkbox"/> DAUGHTER-IN-LAW <input type="checkbox"/> BROTHER-IN-LAW <input type="checkbox"/> SISTER-IN-LAW <input type="checkbox"/> ORPHAN <input checked="" type="checkbox"/> STEPSON <input type="checkbox"/> STEPDAUGHTER <input type="checkbox"/> COUSIN <input type="checkbox"/> HIRED MAN <input type="checkbox"/> ROOMER <input type="checkbox"/> SERVANT <input type="checkbox"/> OTHER (Specify)				

FORM 10 637
1910 CENSUS INDEX - INDIVIDUAL

U. S. DEPARTMENT OF COMMERCE
BUREAU OF THE CENSUS

TEXAS

W 300		NAME OF INDIVIDUAL <i>Wood, Robertha</i>		E.O. 105	SHEET 81A
COLOR W	AGE 14	BIRTHPLACE		VOL. 50	
COUNTY <i>Eloyd</i>		CITY			
ENUMERATED WITH <i>Williams, Lillson E.</i>					
RELATIONSHIP TO ABOVE					
<input type="checkbox"/> SON	<input type="checkbox"/> NEPHEW	<input type="checkbox"/> STEPSON			
<input type="checkbox"/> DAUGHTER	<input type="checkbox"/> NIECE	<input checked="" type="checkbox"/> STEPDAUGHTER			
<input type="checkbox"/> BROTHER	<input type="checkbox"/> FATHER-IN-LAW	<input type="checkbox"/> COUSIN			
<input type="checkbox"/> SISTER	<input type="checkbox"/> MOTHER-IN-LAW	<input type="checkbox"/> HIRED MAN			
<input type="checkbox"/> FATHER	<input type="checkbox"/> SON-IN-LAW	<input type="checkbox"/> ROOMER			
<input type="checkbox"/> MOTHER	<input type="checkbox"/> DAUGHTER-IN-LAW	<input type="checkbox"/> SERVANT			
<input type="checkbox"/> GRANDSON	<input type="checkbox"/> BROTHER-IN-LAW	<input type="checkbox"/> OTHER (<i>Specify</i>)			
<input type="checkbox"/> GRANDDAUGHTER	<input type="checkbox"/> SISTER-IN-LAW				
<input type="checkbox"/> GRANDCHILD	<input type="checkbox"/> ORPHAN				

FORM 10-637

1910 CENSUS INDEX - INDIVIDUAL

U.S. DEPARTMENT OF COMMERCE
BUREAU OF THE CENSUS

TEXAS

W 300	HEAD OF FAMILY		White, Robert W	E.D.	SHEET
COLOR	AGE	BIRTHPLACE		57	372
W	57			VOL.	102
COUNTY	Milam		CITY		
OTHER MEMBERS OF FAMILY					
NAME		RELATIONSHIP	AGE	BIRTHPLACE	
1 Georgia		H	50		

FORM 10 636

1910 CENSUS INDEX - FAMILY

U. S. DEPARTMENT OF COMMERCE
BUREAU OF THE CENSUS

TEXAS

U 300	HEAD OF FAMILY <i>White, Robert W.</i>		E.D. <i>131</i>	SHEET <i>186</i>
COLOR <i>W</i>	AGE <i>27</i>	BIRTHPLACE	VOL. <i>119</i>	
COUNTY Sabine		CITY		
OTHER MEMBERS OF FAMILY				
NAME		RELATIONSHIP	AGE	BIRTHPLACE
<i>Florence B</i>		<i>W</i>	<i>27</i>	
<i>D. L.</i>		<i>S</i>	<i>6</i>	
<i>William C</i>		<i>S</i>	<i>4</i>	
<i>Lafayette</i>		<i>S</i>	<i>2</i>	

FORM 10 636

1910 CENSUS INDEX - FAMILY

U. S. DEPARTMENT OF COMMERCE
BUREAU OF THE CENSUS

TEXAS

W 380		HEAD OF FAMILY		White Robert T		E.D.	SHEET
COLOR	AGE	BIRTHPLACE		VOL.		38	9
W	59	Texas				41	
COUNTY				CITY			
Eastland							
OTHER MEMBERS OF FAMILY							
NAME		RELATIONSHIP	AGE	BIRTHPLACE			
Mrs Beatrice		W	48				
Steward C.		S	12				
Clarence D.		S	16				
Anna B.		D	15				
Robert L.		S	13				
Delza P.		D	15				
Lloyd J.		S	17				

FORM 10-636
1910 CENSUS INDEX - FAMILY

U.S. DEPARTMENT OF COMMERCE
BUREAU OF THE CENSUS

TEXAS

W 300		HEAD OF FAMILY Wade Robert T.		E.O. 107	SHEET 84
COLOR W	AGE 29	BIRTHPLACE -		VOL. 50	
COUNTY			CITY		
OTHER MEMBERS OF FAMILY					
NAME		RELATION- SHIP	AGE	BIRTHPLACE	
Emma		W	24		
Joy		D	4		

FORM 10-636
1910 CENSUS INDEX - FAMILY

U. S. DEPARTMENT OF COMMERCE
BUREAU OF THE CENSUS

TEXAS

HEAD OF FAMILY		E.D.		SHEET	
W 300		W		31/124	
NAME		AGE		BIRTHPLACE	
W		32		VOL. 65	
COUNTY			CITY		
Hardin					
OTHER MEMBERS OF FAMILY					
NAME		RELATIONSHIP	AGE	BIRTHPLACE	
Mary		W	30		
Robert R		S	2		
Lain		S	3/2		
and 16 Ps					
and 3 Se.					

FORM 10 636
1910 CENSUS INDEX - FAMILY

U. S. DEPARTMENT OF COMMERCE
BUREAU OF THE CENSUS

TEXAS

W300	HEAD OF FAMILY		White Robert S	E.D.	SHEET
COLOR	AGE	BIRTHPLACE		2	14
W	41	Tenn		VOL.	26
COUNTY		CITY			
Collin					
OTHER MEMBERS OF FAMILY					
NAME		RELATIONSHIP	AGE	BIRTHPLACE	
Barbara		W	38	Tenn	
Kerby		S	13		
Edna		D	11		
Laura		D	8		
Fannie		D	5		
Johnny		S	2		

FORM 10-636
1910 CENSUS INDEX - FAMILY

U.S. DEPARTMENT OF COMMERCE
BUREAU OF THE CENSUS

TEXAS

4300	HEAD OF FAMILY		Wood, Roberts S.	E.D.	SHEET
COLOR	AGE	BIRTHPLACE		VOL.	
W	30	Tenn		34	
COUNTY			CITY		
			Treas		
OTHER MEMBERS OF FAMILY					
NAME		RELATION- SHIP	AGE	BIRTHPLACE	
Lula		W	27	Tenn	
Blanche		D	9	Tenn	

FORM 10 636
1910 CENSUS INDEX - FAMILY

U. S. DEPARTMENT OF COMMERCE
BUREAU OF THE CENSUS

TEXAS

W300		HEAD OF FAMILY		E.D.	SHEET
White		Robt P		18	7
COLOR	AGE	BIRTHPLACE	VOL.		
W	34	ala	8		
COUNTY		CITY			
Bell		Temple			
OTHER MEMBERS OF FAMILY					
NAME		RELATIONSHIP	AGE	BIRTHPLACE	
Magnolia		W	30		
Leticia		D	11		
Ray		S	9		
Nola		D	4		

FORM 10-636
1910 CENSUS INDEX - FAMILY

U. S. DEPARTMENT OF COMMERCE
BUREAU OF THE CENSUS

TEXAS

6300		HEAD OF FAMILY		White Robt. P.		E.D.	SHEET
COLOR	W	AGE	65	BIRTHPLACE		19	20
COUNTY	Colorado			CITY		VOL. 28	
OTHER MEMBERS OF FAMILY							
NAME		RELATIONSHIP	AGE	BIRTHPLACE			
Marina S.		w	48				
Blaschke Annie		ni	20				
Smith John		n	10				

FORM 10-636
1910 CENSUS INDEX - FAMILY

U.S. DEPARTMENT OF COMMERCE
BUREAU OF THE CENSUS

TEXAS

W 300	HEAD OF FAMILY Wyatt, Robert P		E.D. 101	SHEET 42
COLOR W.	AGE 5	BIRTHPLACE Tenn	VOL. 52	
COUNTY -	CITY			
OTHER MEMBERS OF FAMILY				
NAME	RELATION- SHIP	AGE	BIRTHPLACE	
Mary E	W	56	Tenn	
John J	S	23	Tenn	
Holland, Mary	ML	81	Tenn	

FORM 10-636

1910 CENSUS INDEX - FAMILY

U.S. DEPARTMENT OF COMMERCE
BUREAU OF THE CENSUS

TEXAS

11-3-11		HEAD OF FAMILY		E.D.	SHEET
COLOR	AGE	BIRTHPLACE		1410	75
W	33	Woody Robert A		VOL.	130
COUNTY	Tarrant		CITY	Fort Worth	
OTHER MEMBERS OF FAMILY					
NAME		RELATIONSHIP	AGE	BIRTHPLACE	
Myrtle E		W	29		
Robert J		S	7		

FORM 10-636
1910 CENSUS INDEX - FAMILY

U. S. DEPARTMENT OF COMMERCE
BUREAU OF THE CENSUS

TEXAS

W 300	NAME OF INDIVIDUAL White, Robert W		E.D. 73	SHEET 237
COLOR W	AGE 29	BIRTHPLACE Tenn	VOL. 45	
COUNTY		El Paso	CITY El Paso	
ENUMERATED WITH 2 w head shown				
RELATIONSHIP TO ABOVE				
<input type="checkbox"/> SON	<input type="checkbox"/> NEPHEW	<input type="checkbox"/> STEPSON		
<input type="checkbox"/> DAUGHTER	<input type="checkbox"/> NIECE	<input type="checkbox"/> STEPDAUGHTER		
<input type="checkbox"/> BROTHER	<input type="checkbox"/> FATHER-IN-LAW	<input type="checkbox"/> COUSIN		
<input type="checkbox"/> SISTER	<input type="checkbox"/> MOTHER-IN-LAW	<input type="checkbox"/> HIRED MAN		
<input type="checkbox"/> FATHER	<input type="checkbox"/> SON-IN-LAW	<input checked="" type="checkbox"/> ROOMER		
<input type="checkbox"/> MOTHER	<input type="checkbox"/> DAUGHTER-IN-LAW	<input type="checkbox"/> SERVANT		
<input type="checkbox"/> GRANDSON	<input type="checkbox"/> BROTHER-IN-LAW	<input type="checkbox"/> OTHER (Specify)		
<input type="checkbox"/> GRANDDAUGHTER	<input type="checkbox"/> SISTER-IN-LAW			
<input type="checkbox"/> GRANDCHILD	<input type="checkbox"/> ORPHAN			

FORM 10 637
1910 CENSUS INDEX - INDIVIDUAL

U S DEPARTMENT OF COMMERCE
BUREAU OF THE CENSUS

TEXAS

W 300	HEAD OF FAMILY		Hood Robert M.		E.D.	SHEET
COLOR	W	AGE	BIRTHPLACE		29	111
COUNTY	Erath			CITY	VOL. 48	
OTHER MEMBERS OF FAMILY						
NAME		RELATIONSHIP	AGE	BIRTHPLACE		
1 Judith		W	59	/		
Tracks James E		SS	22			

FORM 10-636

1910 CENSUS INDEX - FAMILY

U.S. DEPARTMENT OF COMMERCE
BUREAU OF THE CENSUS

TEXAS

W 300		NAME OF INDIVIDUAL White, Robert M.		E.O. 27	SHEET 3
COLOR W	AGE 65	BIRTHPLACE Ala		VOL. 19	
COUNTY		Caldwell	CITY		
ENUMERATED WITH White, Julius K					
RELATIONSHIP TO ABOVE					
<input type="checkbox"/> SON	<input type="checkbox"/> NEPHEW	<input type="checkbox"/> STEPSON			
<input type="checkbox"/> DAUGHTER	<input type="checkbox"/> NIECE	<input type="checkbox"/> STEPDAUGHTER			
<input type="checkbox"/> BROTHER	<input type="checkbox"/> FATHER-IN-LAW	<input type="checkbox"/> COUSIN			
<input type="checkbox"/> SISTER	<input type="checkbox"/> MOTHER-IN-LAW	<input type="checkbox"/> HIRED MAN			
<input checked="" type="checkbox"/> FATHER	<input type="checkbox"/> SON-IN-LAW	<input type="checkbox"/> ROOMER			
<input type="checkbox"/> MOTHER	<input type="checkbox"/> DAUGHTER-IN-LAW	<input type="checkbox"/> SERVANT			
<input type="checkbox"/> GRANDSON	<input type="checkbox"/> BROTHER-IN-LAW	<input type="checkbox"/> OTHER (Specify)			
<input type="checkbox"/> GRANDDAUGHTER	<input type="checkbox"/> SISTER-IN-LAW				
<input type="checkbox"/> GRANDCHILD	<input type="checkbox"/> ORPHAN				

FORM 10-637

1910 CENSUS INDEX - INDIVIDUAL

U. S. DEPARTMENT OF COMMERCE
BUREAU OF THE CENSUS

TEXAS

W300		HEAD OF FAMILY		E.D.	SHEET
COLOR	White	AGE	Robert M	249	17
	W	27	BIRTHPLACE	VOL.	
COUNTY	Stephens		CITY	126	
OTHER MEMBERS OF FAMILY					
NAME		RELATION- SHIP	AGE	BIRTHPLACE	
1 Mabel		W	23		

FORM 10 636
1910 CENSUS INDEX - FAMILY

U.S. DEPARTMENT OF COMMERCE
BUREAU OF THE CENSUS

TEXAS

W300		HEAD OF FAMILY		Wood, Robert M		E.D.	SHEET
COLOR	W	AGE	53	BIRTHPLACE		5	11
COUNTY	Austin			CITY	VOL. 3		
OTHER MEMBERS OF FAMILY							
	NAME	RELATIONSHIP	AGE	BIRTHPLACE			
1	Birdie	W	41	Ill.			
1	Allen	S	12				

FORM 10-636
 1910 CENSUS INDEX - FAMILY

U.S. DEPARTMENT OF COMMERCE
 BUREAU OF THE CENSUS

TEXAS

W 300	HEAD OF FAMILY		White Robert L.		E.D.	SHEET
COLOR	AGE	BIRTHPLACE			100	245
W	42				VOL.	
COUNTY	Grayson		CITY		62	
OTHER MEMBERS OF FAMILY						
NAME		RELATIONSHIP	AGE	BIRTHPLACE		
Foke		W	30			
Lomas		D	7			
Baby		S	1/2			

FORM 10-636
1910 CENSUS INDEX - FAMILY

U.S. DEPARTMENT OF COMMERCE
BUREAU OF THE CENSUS

TEXAS

10300		HEAD OF FAMILY		White Robt. L		E.D.	SHEET
COLOR	W	AGE	35	BIRTHPLACE		22	1
COUNTY				VOL.			
Bell				Temple			
OTHER MEMBERS OF FAMILY							
NAME		RELATIONSHIP	AGE	BIRTHPLACE			
Rebecca Bell		W	24				
Dula Lee		D	7				
Alice L		D	4				
Elizabeth L		D	1/2	1			

FORM 10-636.
1910 CENSUS INDEX - FAMILY

U. S. DEPARTMENT OF COMMERCE
BUREAU OF THE CENSUS

TEXAS

W 300		NAME OF INDIVIDUAL White Robert L.		E.D. 169	SHEET 218
COLOR W	AGE 41	BIRTHPLACE		VOL. 70	
COUNTY		Mill	CITY Hubbard		
ENUMERATED WITH Speaker Nancy J					
RELATIONSHIP TO ABOVE					
<input type="checkbox"/> SON	<input type="checkbox"/> NEPHEW	<input type="checkbox"/> STEPSON			
<input type="checkbox"/> DAUGHTER	<input type="checkbox"/> NIECE	<input type="checkbox"/> STEPDAUGHTER			
<input type="checkbox"/> BROTHER	<input type="checkbox"/> FATHER-IN-LAW	<input type="checkbox"/> COUSIN			
<input type="checkbox"/> SISTER	<input type="checkbox"/> MOTHER-IN-LAW	<input type="checkbox"/> HIRED MAN			
<input type="checkbox"/> FATHER	<input type="checkbox"/> SON-IN-LAW	<input type="checkbox"/> ROOMER			
<input type="checkbox"/> MOTHER	<input type="checkbox"/> DAUGHTER-IN-LAW	<input type="checkbox"/> SERVANT			
<input type="checkbox"/> GRANDSON	<input type="checkbox"/> BROTHER-IN-LAW	<input type="checkbox"/> OTHER (Specify)			
<input type="checkbox"/> GRANDDAUGHTER	<input type="checkbox"/> SISTER-IN-LAW				
<input type="checkbox"/> GRANDCHILD	<input type="checkbox"/> ORPHAN				

FORM 10 637
1910 CENSUS INDEX - INDIVIDUAL

U.S. DEPARTMENT OF COMMERCE
BUREAU OF THE CENSUS

TEXAS

62302		HEAD OF FAMILY		Witty, Robert L.		E.D.	SHEET
COLOR	W	AGE	3.5	BIRTHPLACE	-	158	378
COUNTY				CITY			
Hill							
OTHER MEMBERS OF FAMILY							
NAME		RELATIONSHIP	AGE	BIRTHPLACE			
Alma L.		W	28				
Robert W.		S	8				
Myrtle G.		D	6				

FORM 10-636
 1910 CENSUS INDEX - FAMILY

U. S. DEPARTMENT OF COMMERCE
 BUREAU OF THE CENSUS

TEXAS

W300		HEAD OF FAMILY		Wood, Robt. L.		E.D.	SHEET
COLOR	W	AGE	21	BIRTHPLACE	Tenn.	83	220
COUNTY	Harris			CITY	Houston		
OTHER MEMBERS OF FAMILY							
NAME		RELATIONSHIP	AGE	BIRTHPLACE			
A. L.		F	49	Tenn.			
Palina		M	48				
Sarah E.		S	21				
Robt. L.		HUSB	26				

FORM 10-636
1910 CENSUS INDEX - FAMILY

U.S. DEPARTMENT OF COMMERCE
BUREAU OF THE CENSUS

TEXAS

W0300	HEAD OF FAMILY <i>White</i> Robert L.		E.D. 30	SHEET 419
COLOR <i>W</i>	AGE 45	BIRTHPLACE <i>Texas</i>	VOL. 44	
COUNTY	CITY <i>Thurston</i>			
OTHER MEMBERS OF FAMILY				
NAME		RELATIONSHIP	AGE	BIRTHPLACE
<i>1 Arnie</i>		<i>W</i>	<i>47</i>	
<i>Campbell Lorne</i>		<i>SS</i>	<i>15</i>	
<i>1 Lolo</i>		<i>SD</i>	<i>16</i>	

FORM 10-636

1910 CENSUS INDEX - FAMILY

U.S. DEPARTMENT OF COMMERCE
BUREAU OF THE CENSUS

TEXAS

W. 500		HEAD OF FAMILY		Watt, Robert L.		E.D.	SHEET
COLOR	W	AGE	24	BIRTHPLACE		130	80
COUNTY			Hardeman	CITY		VOL.	
				Quanah		65	
OTHER MEMBERS OF FAMILY							
NAME		RELATIONSHIP	AGE	BIRTHPLACE			
- 1 Mary J.		W	21				

FORM 10-636

1910 CENSUS INDEX - FAMILY

U.S. DEPARTMENT OF COMMERCE
BUREAU OF THE CENSUS

TEXAS

W300	HEAD OF FAMILY Wood Robert L.		E.D. 113	SHEET 78
COLOR W	AGE 42	BIRTHPLACE Ark.	VOL. 82	
COUNTY Karnes	CITY			
OTHER MEMBERS OF FAMILY.				
	NAME	RELATIONSHIP	AGE	BIRTHPLACE
	Martha A.	W	40	
	Hugh J.	S	17	
	Abraham P.	S	15	
	Ruby D.	D	10	
	Jack D.	S	7	
	Robert L.	S	3	

FORM 10 638
1910 CENSUS INDEX - FAMILY

U.S. DEPARTMENT OF COMMERCE
BUREAU OF THE CENSUS

TEXAS

W 300	HEAD OF FAMILY		White, Robert L	E.D.	SHEET
COLOR	W	AGE	61	52	222
COUNTY	Milam		BIRTHPLACE	VOL.	102
			CITY	Law	
OTHER MEMBERS OF FAMILY					
NAME		RELATIONSHIP	AGE	BIRTHPLACE	
Leidy		W	44	Law	
Wynne		S	33	Law	

FORM 10 636
1910 CENSUS INDEX - FAMILY

U S. DEPARTMENT OF COMMERCE
BUREAU OF THE CENSUS

TEXAS

6-300		HEAD OF FAMILY		E.O.	SHEET
W		Wyatt Robert L		710	126
COLOR	AGE	BIRTHPLACE		VOL.	
	28			72	
COUNTY	Haskell			CITY	
OTHER MEMBERS OF FAMILY					
NAME		RELATIONSHIP	AGE	BIRTHPLACE	
Emma		W	24		
Ethel		D	4		
Robert		D	2		
Dell		B	17		
Pence John		B L	22		

FORM 10 636
 1910 CENSUS INDEX - FAMILY

U. S. DEPARTMENT OF COMMERCE
 BUREAU OF THE CENSUS

TEXAS

W 300		HEAD OF FAMILY		Wood Robert L		E.D.	SHEET
COLOR	W	AGE	42	BIRTHPLACE		50	87
COUNTY				Fannin	CITY	VOL. 43	
				Honey Grove			
OTHER MEMBERS OF FAMILY							
NAME		RELATIONSHIP	AGE	BIRTHPLACE			
Katherine		W	40	Ga			
Katherine		D	8				
Robert		S	7				
Florence		D	4				

FORM 10-636
 1910 CENSUS INDEX - FAMILY

U.S. DEPARTMENT OF COMMERCE
 BUREAU OF THE CENSUS

TEXAS

W300		HEAD OF FAMILY		Wood, Robert L.		E.D.	SHEET
COLOR	W	AGE	24	BIRTHPLACE		1	9
COUNTY				Collin	CITY		
OTHER MEMBERS OF FAMILY							
NAME		RELATIONSHIP	AGE	BIRTHPLACE			
Mary E.		W	19				
Clifford L.		S	1				
Jewell M.		S	$\frac{8}{12}$	Okla.			

FORM 10-636

1910 CENSUS INDEX - FAMILY

U. S. DEPARTMENT OF COMMERCE
BUREAU OF THE CENSUS

TEXAS

W300		HEAD OF FAMILY		White Robert L		E.D.	SHEET
COLOR	W	AGE	21	BIRTHPLACE	Key	17	12
COUNTY	Collin			CITY		VOL.	27
OTHER MEMBERS OF FAMILY							
NAME		RELATIONSHIP	AGE	BIRTHPLACE			
Nannie B		W	20	Key			

FORM 10-636
 1910 CENSUS INDEX - FAMILY

U.S. DEPARTMENT OF COMMERCE
 BUREAU OF THE CENSUS

TEXAS

W 300		HEAD OF FAMILY		Witt Robert L.		E.D.	SHEET
COLOR	AGE	BIRTHPLACE				176	78
COUNTY ^{Witt} NOTAR		36				VOL. 110	
				CITY			
OTHER MEMBERS OF FAMILY							
NAME		RELATIONSHIP	AGE	BIRTHPLACE			
Elizabeth		W	24				
Gertrude		D	16/2				
Eugene		S	4/2				

FORM 10 636
 1910 CENSUS INDEX - FAMILY

U.S. DEPARTMENT OF COMMERCE
 BUREAU OF THE CENSUS

TEXAS

41300		HEAD OF FAMILY		White, J. J.		E.O.	SHEET
COLOR	W	AGE	23	BIRTHPLACE	Tenn	123	142
COUNTY	Hunt		CITY			VOL	80
OTHER MEMBERS OF FAMILY							
NAME		RELATIONSHIP	AGE	BIRTHPLACE			
J. J. White		W	17				

TEXAS

71 005		HEAD OF FAMILY White Robert L.		E.D. 140	SHEET 222
COLOR W	AGE 24	BIRTHPLACE		VOL. 135	
COUNTY -		Titus		CITY	
OTHER MEMBERS OF FAMILY					
NAME		RELATION- SHIP	AGE	BIRTHPLACE	
Mrs. Hannah C.		W	29		
Robert Jr.		D	8		
James C.		S	6		
Babe		S	8/12		

FORM 10 636
1910 CENSUS INDEX - FAMILY

U.S. DEPARTMENT OF COMMERCE
BUREAU OF THE CENSUS

OTHER MEMBERS OF FAMILY

NAME	RELATION- SHIP	AGE	BIRTHPLACE
Marvin W.	S	6	
Cora J.	S	3	

TEXAS

W300		HEAD OF FAMILY		E.D.	SHEET
		Wade, Robert L.		82	7
COLOR	AGE	BIRTHPLACE	VOL.		
W	42	Pa.	126		
COUNTY	CITY				
Smith					
OTHER MEMBERS OF FAMILY					
NAME		RELATIONSHIP	AGE	BIRTHPLACE	
Joe L.		W	41	Pa.	
Ralph C.		S	19		
Grace		D	18		
Catharine M.		D	16		
Carl F.		S	15		
Carine E.		D	12		
Walter S.		S	9		

FORM 10-636A

1910 CENSUS INDEX - INDIVIDUAL

U.S. DEPARTMENT OF COMMERCE
BUREAU OF THE CENSUS

TEXAS

HEAD OF FAMILY			E.D.	SHEET
COLOR	AGE	BIRTHPLACE	VOL.	
6	47	Mo. C.	115	111
COUNTY	CITY			
Parker				
OTHER MEMBERS OF FAMILY				
NAME	RELATIONSHIP	AGE	BIRTHPLACE	
Walter	W	34		
Mat	S	16		
Lucy	D	14		
James	S	10		
Urnal	S	7		
John	S	20		

FORM 10-636
1910 CENSUS INDEX - FAMILY

U.S. DEPARTMENT OF COMMERCE
BUREAU OF THE CENSUS

TEXAS

11300		HEAD OF FAMILY		With Robert Lee		E.D.	SHEET
W		AGE	BIRTHPLACE		VOL.		
W		31			4		
COUNTY			Atascosa		CITY		
			2				
OTHER MEMBERS OF FAMILY							
NAME		RELATIONSHIP	AGE	BIRTHPLACE			
Catherine		W	23				
Cecilia Mae		D	7				
S. J.		S	5				
Martha Virginia		D	1				

FORM 10-636

1910 CENSUS INDEX - FAMILY

U.S. DEPARTMENT OF COMMERCE
BUREAU OF THE CENSUS

TEXAS

W 300		HEAD OF FAMILY		E.D.	SHEET
Wade		Robert L		38	14
COLOR	AGE	BIRTHPLACE		VOL.	
W	29	La		24	
COUNTY			CITY		
Clay					
OTHER MEMBERS OF FAMILY					
NAME		RELATIONSHIP	AGE	BIRTHPLACE	
Sarah J		W	24		
Alfred H		S	7		
Grace M		D	6		
Bertha L		D	4		

FORM 10-636
1910 CENSUS INDEX - FAMILY

U.S. DEPARTMENT OF COMMERCE
BUREAU OF THE CENSUS

TEXAS

W 300		NAME OF INDIVIDUAL W 300 Robert L.		E.D. 3	SHEET 15
COLOR W	AGE 35	BIRTHPLACE		VOL. 15	
COUNTY Bowie			CITY		
ENUMERATED WITH Parker Thomas H.					
RELATIONSHIP TO ABOVE					
<input type="checkbox"/> SON	<input type="checkbox"/> NEPHEW	<input type="checkbox"/> STEPSON			
<input type="checkbox"/> DAUGHTER	<input type="checkbox"/> NIECE	<input type="checkbox"/> STEPDAUGHTER			
<input type="checkbox"/> BROTHER	<input type="checkbox"/> FATHER-IN-LAW	<input type="checkbox"/> COUSIN			
<input type="checkbox"/> SISTER	<input type="checkbox"/> MOTHER-IN-LAW	<input type="checkbox"/> HIRED MAN			
<input type="checkbox"/> FATHER	<input type="checkbox"/> SON-IN-LAW	<input type="checkbox"/> ROOMER			
<input type="checkbox"/> MOTHER	<input type="checkbox"/> DAUGHTER-IN-LAW	<input type="checkbox"/> SERVANT			
<input type="checkbox"/> GRANDSON	<input type="checkbox"/> BROTHER-IN-LAW	<input type="checkbox"/> OTHER (Specify)			
<input type="checkbox"/> GRANDDAUGHTER	<input type="checkbox"/> SISTER-IN-LAW				
<input type="checkbox"/> GRANDCHILD	<input type="checkbox"/> ORPHAN				

FORM 10-637

1910 CENSUS INDEX - INDIVIDUAL

U.S. DEPARTMENT OF COMMERCE
BUREAU OF THE CENSUS

TEXAS

W 300	HEAD OF FAMILY White - L		E.D. 170	SHEET 109
COLOR W	AGE 38	BIRTHPLACE		VOL. 104
COUNTY Mitchell		CITY		
OTHER MEMBERS OF FAMILY				
NAME		RELATIONSHIP	AGE	BIRTHPLACE
Ella		W	33	
Charles		S	16	
Myrtle		D	14	
Ella		D	12	
Robert		D	0	

FORM 10 636

1910 CENSUS INDEX - FAMILY

U. S. DEPARTMENT OF COMMERCE
BUREAU OF THE CENSUS

TEXAS

de 300		HEAD OF FAMILY- Wheat		Robert L.		E.D. 105	SHEET 28
COLOR W	AGE 32	BIRTHPLACE		Ky		VOL. 99	
COUNTY McLennan				CITY 1			
OTHER MEMBERS OF FAMILY							
NAME		RELATION- SHIP	AGE	BIRTHPLACE			
Florence		W	28	s			

FORM 10 636
1910 CENSUS INDEX - FAMILY

U. S. DEPARTMENT OF COMMERCE
BUREAU OF THE CENSUS

- TEXAS

12-300		HEAD OF FAMILY		E.D.	SHEET
		Wm Robert J		56	145
COLOR	AGE	BIRTHPLACE		VOL	
W	58	La		87	
COUNTY	Kaufman		CITY	Gorray	
OTHER MEMBERS OF FAMILY					
NAME		RELATIONSHIP	AGE	BIRTHPLACE	
Susan		W	59	La	

FORM 10 636

1910 CENSUS INDEX - FAMILY

U S DEPARTMENT OF COMMERCE
BUREAU OF THE CENSUS

TEXAS

10300	HEAD OF FAMILY		E.D.	SHEET
W	Wood Robert J		5	50
COLOR	AGE	BIRTHPLACE	VOL.	
W	49	Miss	5-7	
COUNTY	Grogg		CITY	
OTHER MEMBERS OF FAMILY				
NAME		RELATIONSHIP	AGE	BIRTHPLACE
Edmond D.		W	57	h. c.
Archie		S	18	

FORM-10-636
1910 CENSUS INDEX - FAMILY

U.S. DEPARTMENT OF COMMERCE
BUREAU OF THE CENSUS

TEXAS

W300	HEAD OF FAMILY		Minute Paucet		E.D.	SHEET
COLOR	AGE	BIRTHPLACE		VOL.		
W	31	Mo		61		
COUNTY	Grayson			CITY	B...	
OTHER MEMBERS OF FAMILY						
	NAME	RELATIONSHIP	AGE	BIRTHPLACE		
	Jas	W	29			
	Lydia	D	12			

FORM 10 636

1910 CENSUS INDEX - FAMILY

U.S. DEPARTMENT OF COMMERCE
BUREAU OF THE CENSUS

TEXAS

W300		HEAD OF FAMILY -		E.D.	SHEET
1100		AGE	BIRTHPLACE	76	20
46		La		VOL.	83
COUNTY			CITY		
Jefferson			Beaumont		
OTHER MEMBERS OF FAMILY					
NAME		RELATIONSHIP	AGE	BIRTHPLACE	
1. Nell		4	28	La	
				-	

FORM 10 636

1910 CENSUS INDEX - FAMILY

U S DEPARTMENT OF COMMERCE
BUREAU OF THE CENSUS

TEXAS

HEAD OF FAMILY -		E.D.	SHEET
COLOR	AGE	VOL.	
COUNTY	Leoni		CITY
OTHER MEMBERS OF FAMILY			
NAME	RELATIONSHIP	AGE	BIRTHPLACE

FORM 10 636

1910 CENSUS INDEX - FAMILY

U.S. DEPARTMENT OF COMMERCE
BUREAU OF THE CENSUS

TEXAS

W 300		NAME OF INDIVIDUAL		E.O.	SHEET
White, Robert				64	54
COLOR	AGE	BIRTHPLACE	VOL.		
W	20		81		
COUNTY			CITY		
Inspe.					
ENUMERATED WITH					
Williams, Wilson H					
RELATIONSHIP TO ABOVE					
<input type="checkbox"/> SON	<input type="checkbox"/> NEPHEW	<input type="checkbox"/> STEPSON			
<input type="checkbox"/> DAUGHTER	<input type="checkbox"/> NIECE	<input type="checkbox"/> STEPDAUGHTER			
<input checked="" type="checkbox"/> BROTHER	<input type="checkbox"/> FATHER-IN-LAW	<input type="checkbox"/> COUSIN			
<input type="checkbox"/> SISTER	<input type="checkbox"/> MOTHER-IN-LAW	<input type="checkbox"/> HIRED MAN			
<input type="checkbox"/> FATHER	<input type="checkbox"/> SON-IN-LAW	<input checked="" type="checkbox"/> ROOMER			
<input type="checkbox"/> MOTHER	<input type="checkbox"/> DAUGHTER-IN-LAW	<input type="checkbox"/> SERVANT			
<input type="checkbox"/> GRANDSON	<input type="checkbox"/> BROTHER-IN-LAW	<input type="checkbox"/> OTHER (Specify)			
<input type="checkbox"/> GRANDDAUGHTER	<input type="checkbox"/> SISTER-IN-LAW				
<input type="checkbox"/> GRANDCHILD	<input type="checkbox"/> ORPHAN				

FORM 10-637
1910 CENSUS INDEX - INDIVIDUAL

U. S. DEPARTMENT OF COMMERCE
BUREAU OF THE CENSUS

TEXAS

W 300		HEAD OF FAMILY		E.D.	SHEET
COLOR		AGE	BIRTHPLACE	44	35
W		38		VOL.	7
COUNTY Bexar			CITY San Antonio		
OTHER MEMBERS OF FAMILY					
NAME		RELATIONSHIP	AGE	BIRTHPLACE	
Hessie E		W	32		
- Annie E		S	37		
George		B	36		

FORM 10 636
1910 CENSUS INDEX - FAMILY

U. S. DEPARTMENT OF COMMERCE
BUREAU OF THE CENSUS

TEXAS

W 300	HEAD OF FAMILY		Wood Robert J	E.D.	SHEET
COLOR	AGE	BIRTHPLACE		VOL.	
W	23			112	
COUNTY	Oldham			CITY	
OTHER MEMBERS OF FAMILY					
	NAME	RELATIONSHIP	AGE	BIRTHPLACE	
	Elma	W	19		
	Robert W.	S	1		
	1 Ba.				

FORM 10 636
1910 CENSUS INDEX - FAMILY

U. S. DEPARTMENT OF COMMERCE
BUREAU OF THE CENSUS

TEXAS

TEXAS

10302	HEAD OF FAMILY		E.D.	SHEET
	White, Robert J.		53	161
COLOR	AGE	BIRTHPLACE	VOL.	
	30		12	
COUNTY	Bexar		CITY San Antonio	
OTHER MEMBERS OF FAMILY				
	NAME	RELATIONSHIP	AGE	BIRTHPLACE
	Bennie	W	29	
	Eral		13	
	Jeanne	S	12	

FORM 10 636
1910 CENSUS INDEX - FAMILY

U.S. DEPARTMENT OF COMMERCE
BUREAU OF THE CENSUS

TEXAS

100	HEAD OF FAMILY <i>W. J. ...</i>		E.O. <i>160</i>	SHEET <i>21</i>
COLOR <i>W</i>	AGE <i>31</i>	BIRTHPLACE	VOL. <i>96</i>	
COUNTY <i>Menard</i>	CITY			
OTHER MEMBERS OF FAMILY				
NAME	RELATIONSHIP	AGE	BIRTHPLACE	
<i>Lucy</i>	<i>W</i>	<i>35</i>		
<i>Willie</i>	<i>D</i>	<i>15</i>		
<i>...</i>	<i>S</i>	<i>13</i>		
<i>...</i>	<i>S</i>	<i>12</i>		
<i>Richard</i>	<i>S</i>	<i>14</i>		

FORM 10 636
1910 CENSUS INDEX - FAMILYU. S. DEPARTMENT OF COMMERCE
BUREAU OF THE CENSUS

TEXAS

W 300		HEAD OF FAMILY		E.O.	SHEET
COLOR	AGE	BIRTHPLACE		VOL.	
COUNTY	Tarrant		CITY Fort Worth		
OTHER MEMBERS OF FAMILY					
NAME		RELATIONSHIP	AGE	BIRTHPLACE	

FORM 10 638
 1910 CENSUS INDEX - FAMILY

U S DEPARTMENT OF COMMERCE
 BUREAU OF THE CENSUS

TEXAS

	21300	HEAD OF FAMILY <i>Wood Robert Y</i>		E.D. <i>42</i>	SHEET <i>103</i>
COLOR	<i>W</i>	AGE <i>28</i>	BIRTHPLACE		
COUNTY	Harrison		CITY <i>W Marshall</i>		
OTHER MEMBERS OF FAMILY					
NAME		RELATIONSHIP	AGE	BIRTHPLACE	
<i>W Wood</i>		<i>W</i>	<i>26</i>		
<i>R Wood</i>		<i>S</i>	<i>5</i>		
<i>W Wood</i>		<i>S</i>	<i>3</i>		

FORM 10-636
1910 CENSUS INDEX - FAMILY

U. S. DEPARTMENT OF COMMERCE
BUREAU OF THE CENSUS

TEXAS

U. S. No. 300	HEAD OF FAMILY		E. D.	SHEET
COLOR W	AGE 34	BIRTHPLACE Ala	215	34
COUNTY San Saba	CITY		VOL.	116
OTHER MEMBERS OF FAMILY				
NAME		RELATIONSHIP	AGE	BIRTHPLACE
Ettie		W	30	Ala
Mertuske		D	10	
Estia		D	9	
Herman		S	8	
Ruby		D	6	

FORM 10 636
1910 CENSUS INDEX - FAMILY

U. S. DEPARTMENT OF COMMERCE
BUREAU OF THE CENSUS

TEXAS

10-300		HEAD OF FAMILY		TEXAS	
COLOR	W	AGE	24	BIRTHPLACE	
White Robert H.				E.D.	12
				SHEET	20
COUNTY				VOL.	14
			CITY	Bowling	
OTHER MEMBERS OF FAMILY					
NAME		RELATIONSHIP	AGE	BIRTHPLACE	
1 Anna B.		W	20		
2 Ella L.		D	2 1/2		

FORM 10-836
1910 CENSUS INDEX - FAMILY

U.S. DEPARTMENT OF COMMERCE
BUREAU OF THE CENSUS

TEXAS

6300	HEAD OF FAMILY		W. H. Kaufman	E.D.	SHEET
COLOR	AGE	BIRTHPLACE	W	38	30 20
COUNTY	CITY		Kaufman	VOL.	88
OTHER MEMBERS OF FAMILY					
NAME		RELATIONSHIP	AGE	BIRTHPLACE	
Walter J		W	31		
Robert G		S	5		
Howard B		S	3		

FORM 10 636
1910 CENSUS INDEX - FAMILY

U.S. DEPARTMENT OF COMMERCE
BUREAU OF THE CENSUS

TEXAS

W 300	HEAD OF FAMILY White Robert G		E.O. 128	SHEET 260
COLOR W	AGE 56	BIRTHPLACE ala	VOC 87	
COUNTY Leon		CITY		
OTHER MEMBERS OF FAMILY				
NAME		RELATION- SHIP	AGE	BIRTHPLACE
Emma		W	55	ala
Cora		D	30	
Robert H		S	26	
Lucy		D	24	
Ernest		S	22	
Mabelle		D	20	
Ella		D	18	

FORM 10-636A
1910 CENSUS INDEX - INDIVIDUAL

U. S. DEPARTMENT OF COMMERCE
BUREAU OF THE CENSUS

TEXAS

W300	HEAD OF FAMILY White R. J.		E.D. 78	SHEET 75
COLOR W	AGE 30	BIRTHPLACE		VOL. 36
COUNTY D		CITY Dallas		
OTHER MEMBERS OF FAMILY				
NAME		RELATIONSHIP	AGE	BIRTHPLACE
Miller B		W	27	D
Randy A		D	4	
Robert A		S	--	
Miller Gertrude		S	17	

FORM 10-636
1910 CENSUS INDEX - FAMILY

U. S. DEPARTMENT OF COMMERCE
BUREAU OF THE CENSUS

TEXAS

W 300	HEAD OF FAMILY White Robert F		E.D. 34	SHEET 166
COLOR W	AGE 63	BIRTHPLACE Miss	VOL. 94	
COUNTY Limestone	CITY			
OTHER MEMBERS OF FAMILY				
NAME		RELATIONSHIP	AGE	BIRTHPLACE
Afa L		W	39	
Wade J		S	19	
Lilie		D	16	
David E		S	15	
Henry F		S	12	
Ailine A		D	9	
Homer		S	8	

FORM 10-636A

1910 CENSUS INDEX - INDIVIDUAL

U.S. DEPARTMENT OF COMMERCE
BUREAU OF THE CENSUS

TEXAS

W 300	HEAD OF FAMILY W. W. Smith Robert J.		E.O. 75	SHEET 151
COLOR W	AGE 48	BIRTHPLACE	VOL. 175	
COUNTY -	Smith		CITY Troy	
OTHER MEMBERS OF FAMILY				
NAME		RELATIONSHIP	AGE	BIRTHPLACE
A. C.		W	35	
William		S	17	
Clara E.		S	16	
John E.		S	14	
Leah W.		S	12	
George W.		S	9	
Robert J.		S	7	

FORM 10-636
1910 CENSUS INDEX - FAMILY

U. S. DEPARTMENT OF COMMERCE
BUREAU OF THE CENSUS

TEXAS

W300	HEAD OF FAMILY Wood, Robert L.		E.D. 54	SHEET 75
COLOR W	AGE 38	BIRTHPLACE London	VOL. 35	
COUNTY		CITY Dallas		
OTHER MEMBERS OF FAMILY				
NAME		RELATIONSHIP	AGE	BIRTHPLACE
Evelyn		W	34	Ill
Katherine		D	40	Kans
Frank		D	33	

FORM 10 636
1910 CENSUS INDEX - FAMILY

U. S. DEPARTMENT OF COMMERCE
BUREAU OF THE CENSUS

TEXAS

W300	NAME OF INDIVIDUAL White, Robert E.		E.D. 42	SHEET 279
COLOR W	AGE 20	BIRTHPLACE	VOL. 88	
COUNTY Kaufman			CITY	
ENUMERATED WITH M ^c Cormack J J				
RELATIONSHIP TO ABOVE				
<input type="checkbox"/> SON	<input type="checkbox"/> NEPHEW	<input type="checkbox"/> STEPSON		
<input type="checkbox"/> DAUGHTER	<input type="checkbox"/> NIECE	<input type="checkbox"/> STEPOUGHTER		
<input type="checkbox"/> BROTHER	<input type="checkbox"/> FATHER-IN-LAW	<input type="checkbox"/> COUSIN		
<input type="checkbox"/> SISTER	<input type="checkbox"/> MOTHER-IN-LAW	<input checked="" type="checkbox"/> HIRED MAN		
<input type="checkbox"/> FATHER	<input type="checkbox"/> SON-IN-LAW	<input checked="" type="checkbox"/> ROOMER		
<input type="checkbox"/> MOTHER	<input type="checkbox"/> DAUGHTER-IN-LAW	<input type="checkbox"/> SERVANT		
<input type="checkbox"/> GRANDSON	<input type="checkbox"/> BROTHER-IN-LAW	<input type="checkbox"/> OTHER (Specify)		
<input type="checkbox"/> GRANDDAUGHTER	<input type="checkbox"/> SISTER-IN-LAW			
<input type="checkbox"/> GRANDCHILD	<input type="checkbox"/> ORPHAN			

FORM 10-637
1910 CENSUS INDEX - INDIVIDUAL

U. S. DEPARTMENT OF COMMERCE
BUREAU OF THE CENSUS

TEXAS

W300	HEAD OF FAMILY		White, Robt E	E.D.	142	SHEET	32
COLOR	W	AGE	35	BIRTHPLACE	Gen	VOL.	46
COUNTY	Ellis			CITY			
OTHER MEMBERS OF FAMILY							
NAME		RELATIONSHIP	AGE	BIRTHPLACE			
Nellie L		W	37				
Clemence O		D	14				
Selma P		D	13				
Frank S		S	9				
Loretta		S	8				
Wilva M		D	5				

FORM 10-636
1910 CENSUS INDEX - FAMILY

U.S. DEPARTMENT OF COMMERCE
BUREAU OF THE CENSUS

TEXAS

W300		HEAD OF FAMILY		Wife Robert E		E.D.	SHEET
COLOR	AGE	BIRTHPLACE				38	274
	41	Ark				VOL.	43
COUNTY				CITY			
Fannin							
OTHER MEMBERS OF FAMILY							
NAME		RELATIONSHIP	AGE	BIRTHPLACE			
Marion		W	38	Ark			
Lester		S	16				
Oscar		S	14				
Ray		S	8				
John		S	11				
Lela		D	8	Ark			
Alvin		D	12				

FORM 10-636
1910 CENSUS INDEX - FAMILY

U. S. DEPARTMENT OF COMMERCE
BUREAU OF THE CENSUS

TEXAS

W 300.		HEAD OF FAMILY Wood		Robert E	E.D. 120	SHEET 130
COLOR W	AGE 27	BIRTHPLACE -			VOL. 108	
COUNTY Navarro				CITY		
OTHER MEMBERS OF FAMILY*						
NAME		RELATIONSHIP	AGE	BIRTHPLACE		
Sallie		W	24			
James M		D	6			
Myrtle		D	3			

FORM 10 636

1910 CENSUS INDEX - FAMILY

U. S. DEPARTMENT OF COMMERCE
BUREAU OF THE CENSUS

TEXAS

11 2000	HEAD OF FAMILY <i>White, Ralston E.</i>		E.O. <i>44</i>	SHEET <i>39</i>
COLOR <i>W</i>	AGE <i>38</i>	BIRTHPLACE		VOL. <i>121</i>
COUNTY <i>Rusk</i>		CITY		
OTHER MEMBERS OF FAMILY				
NAME		RELATIONSHIP	AGE	BIRTHPLACE
<i>E. W. M.</i>		<i>W</i>	<i>21</i>	
<i>E. W. S.</i>		<i>S</i>	<i>5</i>	

FORM 10 636
1910 CENSUS INDEX - FAMILY

U. S. DEPARTMENT OF COMMERCE
BUREAU OF THE CENSUS

TEXAS

W 300	NAME OF INDIVIDUAL Wade, Robert S.		E.O. 177	SHEET 174
COLOR W	AGE 20	BIRTHPLACE	VOL. 119	
COUNTY Rockwall		CITY		
ENUMERATED WITH Wade, Jerry W.				
RELATIONSHIP TO ABOVE				
<input type="checkbox"/> SON	<input type="checkbox"/> NEPHEW	<input type="checkbox"/> STEPSON		
<input type="checkbox"/> DAUGHTER	<input type="checkbox"/> NIECE	<input type="checkbox"/> STEPDAUGHTER		
<input type="checkbox"/> BROTHER	<input type="checkbox"/> FATHER-IN-LAW	<input type="checkbox"/> COUSIN		
<input type="checkbox"/> SISTER	<input type="checkbox"/> MOTHER-IN-LAW	<input type="checkbox"/> HIRED MAN		
<input type="checkbox"/> FATHER	<input type="checkbox"/> SON-IN-LAW	<input type="checkbox"/> ROOMER		
<input type="checkbox"/> MOTHER	<input type="checkbox"/> DAUGHTER-IN-LAW	<input type="checkbox"/> SERVANT		
<input checked="" type="checkbox"/> GRANDSON	<input type="checkbox"/> BROTHER-IN-LAW	<input type="checkbox"/> OTHER (Specify)		
<input type="checkbox"/> GRANDDAUGHTER	<input type="checkbox"/> SISTER-IN-LAW			
<input type="checkbox"/> GRANDCHILD	<input type="checkbox"/> ORPHAN			

FORM 10-637
1910 CENSUS INDEX - INDIVIDUAL

U.S. DEPARTMENT OF COMMERCE
BUREAU OF THE CENSUS

TEXAS

W 300	HEAD OF FAMILY		E.D.	SHEET
COLOR	AGE	BIRTHPLACE	235	166
W	38		VOL.	
COUNTY	Scurry		123	
	CITY			
OTHER MEMBERS OF FAMILY				
	NAME	RELATIONSHIP	AGE	BIRTHPLACE
	Ella M	W	33	
-	Marshall L	S	13	
	Bessie L	C	11	
	William H	S	9	
	Harmon	S	7	

FORM 10-636
1910 CENSUS INDEX - FAMILY

U. S. DEPARTMENT OF COMMERCE
BUREAU OF THE CENSUS

TEXAS

W300	HEAD OF FAMILY white Robert E		E.O. 2	SHEET 7
COLOR w	AGE 26	BIRTHPLACE -		VOL. 2
COUNTY -		Angolina	CITY -	
OTHER MEMBERS OF FAMILY				
NAME		RELATIONSHIP	AGE	BIRTHPLACE
/ Gertrude		W	15	

FORM 10-636
1910 CENSUS INDEX - FAMILY

U.S. DEPARTMENT OF COMMERCE
BUREAU OF THE CENSUS

TEXAS

W300	HEAD OF FAMILY		Wood, Robert Emanuel	E.O.	3	SHEET	21
COLOR	W	AGE	39	BIRTHPLACE	Ala	VOL.	5
COUNTY	Bastrop		CITY				
							Smithville
OTHER MEMBERS OF FAMILY							
	NAME	RELATIONSHIP	AGE	BIRTHPLACE			
	Annie	W	40	Ala			
	Harry	S	13	Ala			
	Brittan	S	12	Ala			
	Pearl	D	7	Ala			
	Herbert	S	6	Ala			
	Caterell	D	3	Ala			

FORM 10-636
1910 CENSUS INDEX - FAMILY

U.S. DEPARTMENT OF COMMERCE
BUREAU OF THE CENSUS

TEXAS

10300	HEAD OF FAMILY White Robert E		E.D. 132	SHEET 20
COLOR W	AGE 45	BIRTHPLACE	VOL. 25	
COUNTY		CITY		
COLOR MEMBERS OF FAMILY				
NAME		RELATION- SHIP	AGE	BIRTHPLACE
Bush Arthur		S	24	Ala
Maud		D	22	

FORM 10-636
1910 CENSUS INDEX - FAMILY

U.S. DEPARTMENT OF COMMERCE
BUREAU OF THE CENSUS

TEXAS

W 300	HEAD OF FAMILY White Robert D.		E.D. 25	SHEET 8
COLOR W	AGE 10 1/2	BIRTHPLACE	VOL. 21	
COUNTY	Chambers	CITY		
OTHER MEMBERS OF FAMILY				
NAME		RELATIONSHIP	AGE	BIRTHPLACE
Lives alone				

FORM 10-636
1910 CENSUS INDEX - FAMILY

U.S. DEPARTMENT OF COMMERCE
BUREAU OF THE CENSUS

TEXAS

W300		HEAD OF FAMILY		E.D.	SHEET
		White Robert D.		9	13
COLOR	AGE	BIRTHPLACE		VOL.	
W	54	Italian		16	
COUNTY	CITY				
	Burrhead				
OTHER MEMBERS OF FAMILY					
NAME		RELATIONSHIP	AGE	BIRTHPLACE	
	Frank	W	44	72	
	Kaura	D	15		
	Lucy	D	13		
	Arthur	S	10		
	Irma	D	8		
	✓ J. B. B.				

FORM 10-636
1910 CENSUS INDEX - FAMILY

U.S. DEPARTMENT OF COMMERCE
BUREAU OF THE CENSUS

TEXAS

HEAD OF FAMILY <i>White Rals D</i>		E.O. <i>98</i>	SHEET <i>292</i>
COLOR <i>W</i>	AGE <i>25</i>	BIRTHPLACE <i>-</i>	
COUNTY <i>Upshur</i>		CITY <i>139</i>	
OTHER MEMBERS OF FAMILY			
NAME	RELATIONSHIP	AGE	BIRTHPLACE
<i>Mary E</i>	<i>W</i>	<i>52</i>	<i>9</i>
<i>Marguerite R</i>	<i>D</i>	<i>29</i>	
<i>Walter</i>	<i>S</i>	<i>18</i>	
<i>Mittie P</i>	<i>D</i>	<i>16</i>	
<i>Denise B</i>	<i>S</i>	<i>14</i>	
<i>Hellen L</i>	<i>D</i>	<i>9</i>	

FORM 10-836
1910 CENSUS INDEX - FAMILY

U.S. DEPARTMENT OF COMMERCE
BUREAU OF THE CENSUS

TEXAS

W 300	NAME OF INDIVIDUAL <i>White, Robert A</i>		E.D. 80	SHEET 179
COLOR <i>W</i>	AGE 32	BIRTHPLACE	VOL. 107	
COUNTY <i>Navarro</i>		CITY <i>Corsicana</i>		
ENUMERATED WITH <i>Johnson, Mattie A</i>				
RELATIONSHIP TO ABOVE				
<input type="checkbox"/> SON	<input type="checkbox"/> NEPHEW	<input type="checkbox"/> STEPSON		
<input type="checkbox"/> DAUGHTER	<input type="checkbox"/> NIECE	<input type="checkbox"/> STEPDAUGHTER		
<input type="checkbox"/> BROTHER	<input type="checkbox"/> FATHER-IN-LAW	<input type="checkbox"/> COUSIN		
<input type="checkbox"/> SISTER	<input type="checkbox"/> MOTHER-IN-LAW	<input type="checkbox"/> HIRED MAN		
<input type="checkbox"/> FATHER	<input checked="" type="checkbox"/> SON-IN-LAW	<input type="checkbox"/> ROOMER		
<input type="checkbox"/> MOTHER	<input type="checkbox"/> DAUGHTER-IN-LAW	<input type="checkbox"/> SERVANT		
<input type="checkbox"/> GRANDSON	<input type="checkbox"/> BROTHER-IN-LAW	<input type="checkbox"/> OTHER (Specify)		
<input type="checkbox"/> GRANDDAUGHTER	<input type="checkbox"/> SISTER-IN-LAW			
<input type="checkbox"/> GRANDCHILD	<input type="checkbox"/> ORPHAN			

FORM 10 537
1910 CENSUS INDEX - INDIVIDUAL

U S DEPARTMENT OF COMMERCE
BUREAU OF THE CENSUS

TEXAS

W 300	NAME OF INDIVIDUAL <i>White Robert C</i>		E.D. <i>53</i>	SHEET <i>105</i>
COLOR <i>W</i>	AGE <i>50</i>	BIRTHPLACE	VOL. <i>43</i>	
COUNTY <i>Fannin</i>		CITY		
ENUMERATED WITH <i>White John M</i>				
RELATIONSHIP TO ABOVE				
<input type="checkbox"/> SON	<input type="checkbox"/> NEPHEW	<input type="checkbox"/> STEPSON		
<input type="checkbox"/> DAUGHTER	<input type="checkbox"/> NIECE	<input type="checkbox"/> STEPDAUGHTER		
<input type="checkbox"/> BROTHER	<input type="checkbox"/> FATHER-IN-LAW	<input type="checkbox"/> COUSIN		
<input type="checkbox"/> SISTER	<input type="checkbox"/> MOTHER-IN-LAW	<input type="checkbox"/> HIRED MAN		
<input type="checkbox"/> FATHER	<input type="checkbox"/> SON-IN-LAW	<input type="checkbox"/> ROOMER		
<input type="checkbox"/> MOTHER	<input type="checkbox"/> DAUGHTER-IN-LAW	<input type="checkbox"/> SERVANT		
<input type="checkbox"/> GRANDSON	<input type="checkbox"/> BROTHER-IN-LAW	<input checked="" type="checkbox"/> OTHER (Specify)		
<input type="checkbox"/> GRANDDAUGHTER	<input type="checkbox"/> SISTER-IN-LAW	<i>W.</i>		
<input type="checkbox"/> GRANDCHILD	<input type="checkbox"/> ORPHAN			

FORM 10-637

1910 CENSUS INDEX - INDIVIDUAL

U.S. DEPARTMENT OF COMMERCE
BUREAU OF THE CENSUS

TEXAS

W300		HEAD OF FAMILY		Wyatt, Robert C		E.D.	SHEET
COLOR	W	AGE	23	BIRTHPLACE	W.K.	35	17
COUNTY	Collin			CITY	VOL. 26		
OTHER MEMBERS OF FAMILY							
	NAME	RELATIONSHIP	AGE	BIRTHPLACE			
	Lucy L	W	24				
	Charles H	S	8				
	Laura E	S	5				
	Robert H.	S	2				

FORM 10-636

1910 CENSUS INDEX - FAMILY

U. S. DEPARTMENT OF COMMERCE
BUREAU OF THE CENSUS

TEXAS

W300	HEAD OF FAMILY White Robert C		E.D. 94	SHEET 103
COLOR W	AGE 28	BIRTHPLACE Iowa	VOL. 22	
COUNTY	Fisher		CITY	
OTHER MEMBERS OF FAMILY				
NAME		RELATIONSHIP	AGE	BIRTHPLACE
Penny		W	23	

FORM 10 636
1910 CENSUS INDEX - FAMILY

U S DEPARTMENT OF COMMERCE
BUREAU OF THE CENSUS

TEXAS

10300	HEAD OF FAMILY Wood Robert B.		E.D. 36	SHEET 163
COLOR W	AGE 24	BIRTHPLACE Va.		VOL. 87
COUNTY Kaufman	CITY			
OTHER MEMBERS OF FAMILY				
NAME		RELATIONSHIP	AGE	BIRTHPLACE
Lousy E.		W	19	Tenn.
Robert C.		S	3/12	

FORM 10 636
1910 CENSUS INDEX - FAMILY

U. S. DEPARTMENT OF COMMERCE
BUREAU OF THE CENSUS

TEXAS

W300	HEAD OF FAMILY Wood Robert Bruce		E.D. 40	SHEET 266
COLOR W	AGE 54	BIRTHPLACE scot	VOL. 69	
COUNTY Harris		CITY		
OTHER MEMBERS OF FAMILY				
NAME		RELATIONSHIP	AGE	BIRTHPLACE
Elizabeth		W	52	scot
Marge		S	30	}
Robert		S	27	
Margaret		D	24	
Harvace		S	22	
Charles		S	21	

FORM 10 636
1910 CENSUS INDEX - FAMILY

U. S. DEPARTMENT OF COMMERCE
BUREAU OF THE CENSUS

TEXAS

66 300		HEAD OF FAMILY		White Robert B		E.O.	SHEET
COLOR	W	AGE	26	BIRTHPLACE		115	436
COUNTY	Orange			CITY		VOL.	112
OTHER MEMBERS OF FAMILY							
NAME		RELATIONSHIP	AGE	BIRTHPLACE			
Mary A		W	25				
William A		S	4				
Lena L		D	2				

FORM 10 636
 1910 CENSUS INDEX - FAMILY

U S DEPARTMENT OF COMMERCE
 BUREAU OF THE CENSUS

TEXAS

TEXAS

W300	HEAD OF FAMILY		White Raht, B.		E.D.	SHEET
COLOR	AGE	BIRTHPLACE		VOL.		
W	55	Ark		32		
COUNTY			CITY			
Ellis						
OTHER MEMBERS OF FAMILY						
NAME		RELATIONSHIP	AGE	BIRTHPLACE		
Phoebe H		W	49			
Jackson		S	24			
A. L. A.						

FORM 10 636

1910 CENSUS INDEX - FAMILY

U. S. DEPARTMENT OF COMMERCE
BUREAU OF THE CENSUS

TEXAS

W300		HEAD OF FAMILY		White, Robert B.		E.D.	SHEET
COLOR	W	AGE	32	BIRTHPLACE		135	19
COUNTY				CITY		VOL.	
Ellis				Eutaw		47	
OTHER MEMBERS OF FAMILY							
NAME		RELATIONSHIP	AGE	BIRTHPLACE			
Wallie		W	30				
Elizabeth		W	8				
Marian		W	6				
Robert		W	2				

FORM 10-636

1910 CENSUS INDEX - FAMILY

U. S. DEPARTMENT OF COMMERCE
BUREAU OF THE CENSUS

TEXAS

W300	HEAD OF FAMILY		White Robert B B	E.D.	SHEET
COLOR	AGE	BIRTHPLACE		VOL.	
W	63	SC		7-3	
COUNTY			Hood	CITY	
OTHER MEMBERS OF FAMILY					
NAME		RELATIONSHIP	AGE	BIRTHPLACE	
Robert B		W	5	Ala	
Mary J W		W	21	Tn	
Lester		W	15	Tn	

FORM 10 636
1910 CENSUS INDEX - FAMILY

U S. DEPARTMENT OF COMMERCE
BUREAU OF THE CENSUS

TEXAS

- u 300	HEAD OF FAMILY White Robert L.		E.D. 48	SHEET 246
COLOR W	AGE 63	BIRTHPLACE Ark	VOL. 81	
COUNTY Jack	CITY			
OTHER MEMBERS OF FAMILY				
NAME		RELATIONSHIP	AGE	BIRTHPLACE
Jacob M.		w	56	Miss
Marion L.		l	28	
John C.		d	17	
Elizabeth		d	13	
Linda		l	9	

FORM 10-636
1910 CENSUS INDEX - FAMILY

U.S. DEPARTMENT OF COMMERCE
BUREAU OF THE CENSUS

TEXAS

W-300	NAME OF INDIVIDUAL Wood Robert B		E.D. 213	SHEET 380
COLOR W	AGE 60	BIRTHPLACE Miss	VOL. 120	
COUNTY Runnels		CITY Ballinger		
ENUMERATED WITH Reed Tom J				
RELATIONSHIP TO ABOVE				
<input type="checkbox"/> SON	<input type="checkbox"/> NEPHEW	<input type="checkbox"/> STEPSON		
<input type="checkbox"/> DAUGHTER	<input type="checkbox"/> NIECE	<input type="checkbox"/> STEPDAUGHTER		
<input type="checkbox"/> BROTHER	<input type="checkbox"/> FATHER-IN-LAW	<input type="checkbox"/> COUSIN		
<input type="checkbox"/> SISTER	<input type="checkbox"/> MOTHER-IN-LAW	<input type="checkbox"/> HIRED MAN		
<input type="checkbox"/> FATHER	<input type="checkbox"/> SON-IN-LAW	<input checked="" type="checkbox"/> ROOMER		
<input type="checkbox"/> MOTHER	<input type="checkbox"/> DAUGHTER-IN-LAW	<input type="checkbox"/> SERVANT		
<input type="checkbox"/> GRANDSON	<input type="checkbox"/> BROTHER-IN-LAW	<input type="checkbox"/> OTHER (Specify)		
<input type="checkbox"/> GRANDDAUGHTER	<input type="checkbox"/> SISTER-IN-LAW			
<input type="checkbox"/> GRANDCHILD	<input type="checkbox"/> ORPHAN			

FORM 10-637
1910 CENSUS INDEX - INDIVIDUAL

U.S. DEPARTMENT OF COMMERCE
BUREAU OF THE CENSUS

TEXAS

U. 302	HEAD OF FAMILY Wood Robert B		E.D. 94	SHEET 185
COLOR W	AGE 27	BIRTHPLACE		VOL. 98
COUNTY McLINTOSH			CITY	
OTHER MEMBERS OF FAMILY				
NAME		RELATIONSHIP	AGE	BIRTHPLACE
Louetta		W	25	
Joyce		D	5	Okla
Rela		D	4 1/2	
4 Bo				

FORM 10 636
1910 CENSUS INDEX -- FAMILY

U.S. DEPARTMENT OF COMMERCE
BUREAU OF THE CENSUS

TEXAS

60300		HEAD OF FAMILY		Robert A.		E.D.	SHEET
COLOR	W	AGE	47	BIRTHPLACE	Ala	142	57
COUNTY	Jones	CITY		Hamilton			
OTHER MEMBERS OF FAMILY							
NAME		RELATIONSHIP	AGE	BIRTHPLACE			
Frank		3	17				
Mabel		W	16				
Helen		W	13				
Archie		W	7				

FORM 10 636
1910 CENSUS INDEX - FAMILY

U S. DEPARTMENT OF COMMERCE
BUREAU OF THE CENSUS

TEXAS

TEXAS

6300		HEAD OF FAMILY		White Robert A		E.D.	SHEET
COLOR	W	AGE	34	BIRTHPLACE		185	232
COUNTY	Palo Pinto			CITY		VOL. 1131	
OTHER MEMBERS OF FAMILY							
NAME		RELATIONSHIP	AGE	BIRTHPLACE			
Annie		W	33				
Odus		S	9				
Silas		S	8				
Wanati		D	5				

FORM 10 636-
1910 CENSUS INDEX - FAMILY

U. S. DEPARTMENT OF COMMERCE
BUREAU OF THE CENSUS

TEXAS

W300		NAME OF INDIVIDUAL		E.O.	SHEET
White		Robert A		36	12
COLOR	AGE	BIRTHPLACE		VOL.	
W	32			73	
COUNTY		CITY			
		Hood			
ENUMERATED WITH					
Scales, Hasso, E.					
RELATIONSHIP TO ABOVE					
<input type="checkbox"/> SON	<input type="checkbox"/> NEPHEW	<input type="checkbox"/> STEPSON			
<input type="checkbox"/> DAUGHTER	<input type="checkbox"/> NIECE	<input type="checkbox"/> STEPDAUGHTER			
<input type="checkbox"/> BROTHER	<input type="checkbox"/> FATHER-IN-LAW	<input type="checkbox"/> COUSIN			
<input type="checkbox"/> SISTER	<input type="checkbox"/> MOTHER-IN-LAW	<input checked="" type="checkbox"/> MARRIED MAN			
<input type="checkbox"/> FATHER	<input type="checkbox"/> SON-IN-LAW	<input type="checkbox"/> ROOMER			
<input type="checkbox"/> MOTHER	<input type="checkbox"/> DAUGHTER-IN-LAW	<input type="checkbox"/> SERVANT			
<input type="checkbox"/> GRANDSON	<input type="checkbox"/> BROTHER-IN-LAW	<input type="checkbox"/> OTHER (Specify)			
<input type="checkbox"/> GRANDDAUGHTER	<input type="checkbox"/> SISTER-IN-LAW				
<input type="checkbox"/> GRANDCHILD	<input type="checkbox"/> ORPHAN				

FORM 10-637
1910 CENSUS INDEX - INDIVIDUAL

U.S. DEPARTMENT OF COMMERCE
BUREAU OF THE CENSUS

TEXAS

W 300		NAME OF INDIVIDUAL		E.O.	SHEET
W		AGE	BIRTHPLACE	147	90
W		58	Tenn.	VOL.	81
COUNTY			CITY		
Jack					
ENUMERATED WITH					
Woody, Martin L.					
RELATIONSHIP TO ABOVE					
<input type="checkbox"/> SON	<input type="checkbox"/> NEPHEW	<input type="checkbox"/> STEPSON			
<input type="checkbox"/> DAUGHTER	<input type="checkbox"/> NIECE	<input type="checkbox"/> STEPDAUGHTER			
<input type="checkbox"/> BROTHER	<input type="checkbox"/> FATHER-IN-LAW	<input type="checkbox"/> COUSIN			
<input type="checkbox"/> SISTER	<input type="checkbox"/> MOTHER-IN-LAW	<input type="checkbox"/> HIRED MAN			
<input checked="" type="checkbox"/> FATHER	<input type="checkbox"/> SON-IN-LAW	<input type="checkbox"/> ROOMER			
<input checked="" type="checkbox"/> MOTHER	<input type="checkbox"/> DAUGHTER-IN-LAW	<input type="checkbox"/> SERVANT			
<input type="checkbox"/> GRANDSON	<input type="checkbox"/> BROTHER-IN-LAW	<input type="checkbox"/> OTHER (Specify)			
<input type="checkbox"/> GRANDDAUGHTER	<input type="checkbox"/> SISTER-IN-LAW				
<input type="checkbox"/> GRANDCHILD	<input type="checkbox"/> ORPHAN				

FORM 10-637
1910 CENSUS INDEX - INDIVIDUALU.S. DEPARTMENT OF COMMERCE
BUREAU OF THE CENSUS

TEXAS

11300		HEAD OF FAMILY		E.D.	SHEET
White		Robert A		267	280
COLOR	AGE	BIRTHPLACE		VOL.	
W	56	Miss		133	
COUNTY			CITY		
Taylor			Abilene		
OTHER MEMBERS OF FAMILY					
NAME		RELATIONSHIP	AGE	BIRTHPLACE	
Emma		W	50	Ala	
Berne		D	22		
Ike F		B	55	Miss	

TEXAS

10300	HEAD OF FAMILY Wood Robert W.		E.D. 73	SHEET 334
COLOR W	AGE 59	BIRTHPLACE Va.	VOL. 36	
COUNTY Dallas	CITY Dallas			
OTHER MEMBERS OF FAMILY				
	NAME	RELATIONSHIP	AGE	BIRTHPLACE
	Mary J.	W	52	
	Bertha	d	24	Ohio
	Cassie	d	15	

FORM 10 636

1910 CENSUS INDEX - FAMILY

U. S. DEPARTMENT OF COMMERCE
BUREAU OF THE CENSUS

TEXAS

W 300	HEAD OF FAMILY <i>White Robert A</i>		E.D. 1	SHEET 8
COLOR <i>W</i>	AGE 51	BIRTHPLACE	VOL. 29	
COUNTY Comanche		CITY Comanche		
OTHER MEMBERS OF FAMILY				
NAME	RELATIONSHIP	AGE	BIRTHPLACE	
<i>Lorena</i>	<i>W</i>	<i>47</i>	<i>Miss</i>	
<i>Carl</i>	<i>S</i>	<i>19</i>		
<i>Herbert</i>	<i>S</i>	<i>15</i>		
<i>Mary</i>	<i>D</i>	<i>11</i>		
<i>Jack</i>	<i>S</i>	<i>8</i>		

FORM 10-636
1910 CENSUS INDEX - FAMILYU.S. DEPARTMENT OF COMMERCE
BUREAU OF THE CENSUS

TEXAS

W 300		NAME OF INDIVIDUAL Wyatt Robert		E.D. 161	SHEET 501
COLOR B	AGE 79	BIRTH PLACE La	CITY	VOL. 147	
COUNTY Wharton					
ENUMERATED WITH Turner Harrison					
RELATIONSHIP TO ABOVE					
<input type="checkbox"/> SON	<input type="checkbox"/> NEPHEW	<input type="checkbox"/> STEPSON			
<input type="checkbox"/> DAUGHTER	<input type="checkbox"/> NIECE	<input type="checkbox"/> STEPDAUGHTER			
<input type="checkbox"/> BROTHER	<input type="checkbox"/> FATHER-IN-LAW	<input type="checkbox"/> COUSIN			
<input type="checkbox"/> SISTER	<input type="checkbox"/> MOTHER-IN-LAW	<input type="checkbox"/> HIRED MAN			
<input type="checkbox"/> FATHER	<input type="checkbox"/> SON-IN-LAW	<input type="checkbox"/> ROOMER			
<input type="checkbox"/> MOTHER	<input type="checkbox"/> DAUGHTER-IN-LAW	<input type="checkbox"/> SERVANT			
<input type="checkbox"/> GRANDSON	<input checked="" type="checkbox"/> BROTHER-IN-LAW	<input type="checkbox"/> OTHER (Specify)			
<input type="checkbox"/> GRANDDAUGHTER	<input type="checkbox"/> SISTER-IN-LAW				
<input type="checkbox"/> GRANDCHILD	<input type="checkbox"/> ORPHAN				

FORM BC-627 (5-5-07)
FORMERLY FD-637

1910 CENSUS INDEX - INDIVIDUAL

U.S. DEPARTMENT OF COMMERCE
BUREAU OF THE CENSUS

TEXAS

W 300	HEAD OF FAMILY white Robert		E.D. 217	SHEET 281
COLOR w	AGE 41	BIRTHPLACE La	VOL. 120	
COUNTY Pinnels		CITY		
OTHER MEMBERS OF FAMILY				
NAME	RELATIONSHIP	AGE	BIRTHPLACE	
Harriet L	w	39		
George W	D	20		
M. L. M	D	20		
Martha V	D	18		
Robert L	D	16		
V. S.	D	14		
Susie A	D	11		

FORM 10-636A
1910 CENSUS INDEX - INDIVIDUAL

U.S. DEPARTMENT OF COMMERCE
BUREAU OF THE CENSUS

TEXAS

20 300		NAME OF INDIVIDUAL Wood, Robert		E.D. 65	SHEET 35
COLOR w	AGE 22	BIRTHPLACE		VOL. 115	
COUNTY Parker			CITY		
ENUMERATED WITH Boon, William					
RELATIONSHIP TO ABOVE					
<input type="checkbox"/> SON	<input type="checkbox"/> NEPHEW	<input type="checkbox"/> STEPSON			
<input type="checkbox"/> DAUGHTER	<input type="checkbox"/> NIECE	<input type="checkbox"/> STEPDAUGHTER			
<input type="checkbox"/> BROTHER	<input type="checkbox"/> FATHER-IN-LAW	<input type="checkbox"/> COUSIN			
<input type="checkbox"/> SISTER	<input type="checkbox"/> MOTHER-IN-LAW	<input type="checkbox"/> HIRED MAN			
<input type="checkbox"/> FATHER	<input type="checkbox"/> SON-IN-LAW	<input type="checkbox"/> ROOMER			
<input type="checkbox"/> MOTHER	<input type="checkbox"/> DAUGHTER-IN-LAW	<input type="checkbox"/> SERVANT			
<input type="checkbox"/> GRANDSON	<input type="checkbox"/> BROTHER-IN-LAW	<input checked="" type="checkbox"/> OTHER (Specify)			
<input type="checkbox"/> GRANDDAUGHTER	<input type="checkbox"/> SISTER-IN-LAW	<u>Hg</u>			
<input type="checkbox"/> GRANDCHILD	<input type="checkbox"/> ORPHAN				

FORM 10 637
1910 CENSUS INDEX - INDIVIDUAL

U. S. DEPARTMENT OF COMMERCE
BUREAU OF THE CENSUS

TEXAS

W 300		NAME OF INDIVIDUAL		E.D.	SHEET
COLOR	W	AGE	19	66	132
BIRTHPLACE			VOL.		
COUNTY			CITY		
Parker			Weatherford		
ENUMERATED WITH					
Hart, L. C.					
RELATIONSHIP TO ABOVE					
<input type="checkbox"/> SON	<input type="checkbox"/> NEPHEW	<input type="checkbox"/> STEPSON			
<input type="checkbox"/> DAUGHTER	<input type="checkbox"/> NIECE	<input type="checkbox"/> STEPDAUGHTER			
<input type="checkbox"/> BROTHER	<input type="checkbox"/> FATHER-IN-LAW	<input type="checkbox"/> COUSIN			
<input type="checkbox"/> SISTER	<input type="checkbox"/> MOTHER-IN-LAW	<input type="checkbox"/> HIRED MAN			
<input type="checkbox"/> FATHER	<input type="checkbox"/> SON-IN-LAW	<input checked="" type="checkbox"/> ROOMER			
<input type="checkbox"/> MOTHER	<input type="checkbox"/> DAUGHTER-IN-LAW	<input type="checkbox"/> SERVANT			
<input type="checkbox"/> GRANDSON	<input type="checkbox"/> BROTHER-IN-LAW	<input type="checkbox"/> OTHER (Specify)			
<input type="checkbox"/> GRANDDAUGHTER	<input type="checkbox"/> SISTER-IN-LAW				
<input type="checkbox"/> GRANDCHILD	<input type="checkbox"/> ORPHAN				

FORM 10 637
1910 CENSUS INDEX - INDIVIDUAL

U. S. DEPARTMENT OF COMMERCE
BUREAU OF THE CENSUS

TEXAS

76	300	HEAD OF FAMILY		E.D.	SHEET
		Wood, Robert J.		73	191
COLOR	W	AGE	BIRTHPLACE	VOL.	
		20		115	
COUNTY	Parker		CITY		
OTHER MEMBERS OF FAMILY					
	NAME	RELATIONSHIP	AGE	BIRTHPLACE	
	Head	Head	25		

FORM 10 636
1910 CENSUS INDEX - FAMILY

U. S. DEPARTMENT OF COMMERCE
BUREAU OF THE CENSUS

TEXAS

W 200		HEAD OF FAMILY		E.O.	SHEET
W 200		W. H. R. R. R. R.		89	319
COLOR	AGE	BIRTHPLACE		VOL.	
B	22			104	
COUNTY	CITY				
Polk					
OTHER MEMBERS OF FAMILY					
NAME	RELATIONSHIP	AGE	BIRTHPLACE		

FORM 10 636
 1910 CENSUS INDEX - FAMILY

U. S. DEPARTMENT OF COMMERCE
 BUREAU OF THE CENSUS

TEXAS

W300	NAME OF INDIVIDUAL <i>Wyatt Robert</i>		E.D. <i>71</i>	SHEET <i>287</i>
COLOR <i>B</i>	AGE <i>18</i>	BIRTHPLACE	VOL. <i>104</i>	
COUNTY <i>Polk</i>	CITY			
ENUMERATED WITH <i>Warren Isom</i>				
RELATIONSHIP TO ABOVE				
<input type="checkbox"/> SON	<input type="checkbox"/> NEPHEW	<input type="checkbox"/> STEPSON		
<input type="checkbox"/> DAUGHTER	<input type="checkbox"/> NIECE	<input type="checkbox"/> STEPDAUGHTER		
<input type="checkbox"/> BROTHER	<input type="checkbox"/> FATHER-IN-LAW	<input type="checkbox"/> COUSIN		
<input type="checkbox"/> SISTER	<input type="checkbox"/> MOTHER-IN-LAW	<input type="checkbox"/> HIRED MAN		
<input type="checkbox"/> FATHER	<input type="checkbox"/> SON-IN-LAW	<input checked="" type="checkbox"/> ROOMER		
<input type="checkbox"/> MOTHER	<input type="checkbox"/> DAUGHTER-IN-LAW	<input type="checkbox"/> SERVANT		
<input type="checkbox"/> GRANDSON	<input type="checkbox"/> BROTHER-IN-LAW	<input type="checkbox"/> OTHER (<i>Specify</i>)		
<input type="checkbox"/> GRANDDAUGHTER	<input type="checkbox"/> SISTER-IN-LAW			
<input type="checkbox"/> GRANDCHILD	<input type="checkbox"/> ORPHAN			

FORM 10 637
1910 CENSUS INDEX - INDIVIDUAL

U. S. DEPARTMENT OF COMMERCE
BUREAU OF THE CENSUS

TEXAS

W 300	HEAD OF FAMILY		E.D.	SHEET
	• 70 Peter Robert		230	320
COLOR	AGE	BIRTHPLACE	VOL.	
W	34	7200	142	
COUNTY	Wilbarger		CITY	
			Wagoner	
OTHER MEMBERS OF FAMILY				
NAME		RELATIONSHIP	AGE	BIRTHPLACE
Evelyn		W	27	7200
Lillian		S	8	7200
L. Adams		D	5	7200
Wilbarger		C	2	

FORM 10-636
1910 CENSUS INDEX - FAMILYU.S. DEPARTMENT OF COMMERCE
BUREAU OF THE CENSUS

TEXAS

12300		HEAD OF FAMILY		W. Earl Wilbarger		E.D.	MEET
COLOR	W	AGE	31	BIRTHPLACE	TX	236	59
COUNTY	Wilbarger			CITY	142		
OTHER MEMBERS OF FAMILY							
NAME		RELATIONSHIP	AGE	BIRTHPLACE			
S. Willie		W	28	TX			
Robert P.		S	12				

FORM 10-636
1910 CENSUS INDEX - FAMILYU. S. DEPARTMENT OF COMMERCE
BUREAU OF THE CENSUS

TEXAS

10300	HEAD OF FAMILY Wood Robert		E.D. 115	SHEET 252
COLOR W	AGE 55	BIRTHPLACE Tenn	VOL. 142	
COUNTY Williamson	CITY			
OTHER MEMBERS OF FAMILY				
NAME		RELATION: SHIP	AGE	BIRTHPLACE
Laura		Da	67	Tenn
Susan Mary		Si	55	Tenn
Walter		11	19	

FORM 10-636
1910 CENSUS INDEX - FAMILY

U.S. DEPARTMENT OF COMMERCE
BUREAU OF THE CENSUS

TEXAS

71 3000		HEAD OF FAMILY		White Robert		E.D.	SHEET
COLOR	W	AGE	45	BIRTHPLACE		133	51
COUNTY	Titus			CITY		VOL. 135	
OTHER MEMBERS OF FAMILY							
NAME		RELATIONSHIP	AGE	BIRTHPLACE			
Robert Lee		S	14				
Walter		S	12				

FORM 10-636
1910 CENSUS INDEX - FAMILY

U. S. DEPARTMENT OF COMMERCE
BUREAU OF THE CENSUS

TEXAS

4300		HEAD OF FAMILY		Witt - Ralvert		E.D.	SHEET
COLOR	W	AGE	48	BIRTHPLACE	Tex	139	206
COUNTY	Hemphill			CITY		VOL.	74
OTHER MEMBERS OF FAMILY							
NAME		RELATIONSHIP	AGE	BIRTHPLACE			
Ann		W	65	Tex			
Paul		S	21	/			

FORM 10-636
1910 CENSUS INDEX - FAMILY

U. S. DEPARTMENT OF COMMERCE
BUREAU OF THE CENSUS

TEXAS

W 300	NAME OF INDIVIDUAL Witt, Robert		E.D. 110	SHEET 101
COLOR W	AGE 10	BIRTHPLACE	VOL. 79	
COUNTY Hunt		CITY		
ENUMERATED WITH Whitehead, Lon				
RELATIONSHIP TO ABOVE				
<input type="checkbox"/> SON	<input type="checkbox"/> NEPHEW	<input type="checkbox"/> STEPSON		
<input type="checkbox"/> DAUGHTER	<input type="checkbox"/> NIECE	<input type="checkbox"/> STEPDAUGHTER		
<input type="checkbox"/> BROTHER	<input type="checkbox"/> FATHER-IN-LAW	<input type="checkbox"/> COUSIN		
<input type="checkbox"/> SISTER	<input type="checkbox"/> MOTHER-IN-LAW	<input type="checkbox"/> HIRED MAN		
<input type="checkbox"/> FATHER	<input type="checkbox"/> SON-IN-LAW	<input type="checkbox"/> ROOMER		
<input type="checkbox"/> MOTHER	<input type="checkbox"/> DAUGHTER-IN-LAW	<input type="checkbox"/> SERVANT		
<input type="checkbox"/> GRANDSON	<input checked="" type="checkbox"/> BROTHER-IN-LAW	<input type="checkbox"/> OTHER (Specify)		
<input type="checkbox"/> GRANDDAUGHTER	<input type="checkbox"/> SISTER-IN-LAW			
<input type="checkbox"/> GRANDCHILD	<input type="checkbox"/> ORPHAN			

FORM 10-637

1910 CENSUS INDEX - INDIVIDUAL

U. S. DEPARTMENT OF COMMERCE
BUREAU OF THE CENSUS

TEXAS

W 300		NAME OF INDIVIDUAL Watt Robert		E.D. 85	SHEET 24
COLOR W.	AGE 35	BIRTHPLACE Kans.		VOL. 107	
COUNTY Navarro			CITY Corsicana		
ENUMERATED WITH Johnson Mrs. N.W.					
RELATIONSHIP TO ABOVE					
<input type="checkbox"/> SON	<input type="checkbox"/> NEPHEW	<input type="checkbox"/> STEPSON			
<input type="checkbox"/> DAUGHTER	<input type="checkbox"/> NIECE	<input type="checkbox"/> STEPDAUGHTER			
<input type="checkbox"/> BROTHER	<input type="checkbox"/> FATHER-IN-LAW	<input type="checkbox"/> COUSIN			
<input type="checkbox"/> SISTER	<input type="checkbox"/> MOTHER-IN-LAW	<input type="checkbox"/> HIRED MAN			
<input type="checkbox"/> FATHER	<input type="checkbox"/> SON-IN-LAW	<input checked="" type="checkbox"/> ROOMER			
<input type="checkbox"/> MOTHER	<input type="checkbox"/> DAUGHTER-IN-LAW	<input type="checkbox"/> SERVANT			
<input type="checkbox"/> GRANDSON	<input type="checkbox"/> BROTHER-IN-LAW	<input type="checkbox"/> OTHER (Specify)			
<input type="checkbox"/> GRANDDAUGHTER	<input type="checkbox"/> SISTER-IN-LAW				
<input type="checkbox"/> GRANDCHILD	<input type="checkbox"/> ORPHAN				

FORM 10-637
1910 CENSUS INDEX - INDIVIDUAL

U.S. DEPARTMENT OF COMMERCE
BUREAU OF THE CENSUS

TEXAS

W300		NAME OF INDIVIDUAL Wood, Robert		E.O.	SHEET
COLOR W	AGE 4	BIRTHPLACE		75	187
COUNTY Jefferson		CITY Beaumont			
ENUMERATED WITH Aster, Henry W.					
RELATIONSHIP TO ABOVE					
<input type="checkbox"/> SON	<input type="checkbox"/> NEPHEW	<input type="checkbox"/> STEPSON			
<input type="checkbox"/> DAUGHTER	<input type="checkbox"/> NIECE	<input type="checkbox"/> STEPDAUGHTER			
<input type="checkbox"/> BROTHER	<input type="checkbox"/> FATHER-IN-LAW	<input type="checkbox"/> COUSIN			
<input type="checkbox"/> SISTER	<input type="checkbox"/> MOTHER-IN-LAW	<input type="checkbox"/> HIRED MAN			
<input type="checkbox"/> FATHER	<input type="checkbox"/> SON-IN-LAW	<input checked="" type="checkbox"/> ROOMER			
<input type="checkbox"/> MOTHER	<input type="checkbox"/> DAUGHTER-IN-LAW	<input type="checkbox"/> SERVANT			
<input type="checkbox"/> GRANDSON	<input type="checkbox"/> BROTHER-IN-LAW	<input type="checkbox"/> OTHER (Specify)			
<input type="checkbox"/> GRANDDAUGHTER	<input type="checkbox"/> SISTER-IN-LAW				
<input type="checkbox"/> GRANDCHILD	<input type="checkbox"/> ORPHAN				

FORM 10 837

1910 CENSUS INDEX - INDIVIDUAL

U. S. DEPARTMENT OF COMMERCE
BUREAU OF THE CENSUS

TEXAS

W300		NAME OF INDIVIDUAL <i>Wood Robert</i>		E.D. <i>84</i>	SHEET <i>59</i>
COLOR <i>M</i>	AGE <i>20</i>	BIRTHPLACE		VOL <i>90</i>	
COUNTY <i>Lamar</i>			CITY <i>Paris</i>		
ENUMERATED WITH <i>Brane S M.</i>					
RELATIONSHIP TO ABOVE					
<input type="checkbox"/> SON	<input type="checkbox"/> NEPHEW	<input type="checkbox"/> STEPSON			
<input type="checkbox"/> DAUGHTER	<input type="checkbox"/> NIECE	<input type="checkbox"/> STEPDAUGHTER			
<input type="checkbox"/> BROTHER	<input type="checkbox"/> FATHER-IN-LAW	<input type="checkbox"/> COUSIN			
<input type="checkbox"/> SISTER	<input type="checkbox"/> MOTHER-IN-LAW	<input type="checkbox"/> HIRED MAN			
<input type="checkbox"/> FATHER	<input type="checkbox"/> SON-IN-LAW	<input type="checkbox"/> ROOMER			
<input type="checkbox"/> MOTHER	<input type="checkbox"/> DAUGHTER-IN-LAW	<input checked="" type="checkbox"/> SERVANT			
<input type="checkbox"/> GRANDSON	<input type="checkbox"/> BROTHER-IN-LAW	<input type="checkbox"/> OTHER (Specify)			
<input type="checkbox"/> GRANDDAUGHTER	<input type="checkbox"/> SISTER-IN-LAW				
<input type="checkbox"/> GRANDCHILD	<input type="checkbox"/> ORPHAN				

FORM 10-637

1910 CENSUS INDEX - INDIVIDUAL

U.S. DEPARTMENT OF COMMERCE
BUREAU OF THE CENSUS

TEXAS

HEAD OF FAMILY		E.D.	SHEET
COLOR	AGE	BIRTHPLACE	VOL.
COUNTY	CITY		
OTHER MEMBERS OF FAMILY			
NAME	RELATIONSHIP	AGE	BIRTHPLACE
6 Luzma	W	3	1

FORM 10 636
1910 CENSUS INDEX - FAMILY

U S. DEPARTMENT OF COMMERCE
BUREAU OF THE CENSUS

TEXAS

W 300		NAME OF INDIVIDUAL White Robert		E.O. 107	SHEET 118
COLOR W	AGE 7	BIRTHPLACE		VOL. 129	
COUNTY			CITY Fort Worth		
Warrant					
ENUMERATED WITH Lived With W					
RELATIONSHIP TO ABOVE					
<input checked="" type="checkbox"/> SON	<input type="checkbox"/> NEPHEW	<input type="checkbox"/> STEPSON			
<input type="checkbox"/> DAUGHTER	<input type="checkbox"/> NIECE	<input type="checkbox"/> STEPDAUGHTER			
<input type="checkbox"/> BROTHER	<input type="checkbox"/> FATHER-IN-LAW	<input type="checkbox"/> COUSIN			
<input type="checkbox"/> SISTER	<input type="checkbox"/> MOTHER-IN-LAW	<input type="checkbox"/> HIRED MAN			
<input type="checkbox"/> FATHER	<input type="checkbox"/> SON-IN-LAW	<input type="checkbox"/> ROOMER			
<input type="checkbox"/> MOTHER	<input type="checkbox"/> DAUGHTER-IN-LAW	<input type="checkbox"/> SERVANT			
<input type="checkbox"/> GRANDSON	<input type="checkbox"/> BROTHER-IN-LAW	<input type="checkbox"/> OTHER (Specify)			
<input type="checkbox"/> GRANDDAUGHTER	<input type="checkbox"/> SISTER-IN-LAW				
<input type="checkbox"/> GRANDCHILD	<input type="checkbox"/> ORPHAN				

FORM 10-637
1910 CENSUS INDEX - INDIVIDUAL

U.S. DEPARTMENT OF COMMERCE
BUREAU OF THE CENSUS

TEXAS

W300		HEAD OF FAMILY		White Robert		E.O.	SHEET
13	AGE	55	BIRTHPLACE	Tenn		712	141
COUNTY - Tarrant		CITY		Fort Worth			
OTHER MEMBERS OF FAMILY							
NAME		RELATIONSHIP	AGE	BIRTHPLACE			
Living alone							

FORM 10 636
 1910 CENSUS INDEX - FAMILY

U.S. DEPARTMENT OF COMMERCE
 BUREAU OF THE CENSUS

TEXAS

W 300	NAME OF INDIVIDUAL Wyatt Robert		E.O. 106	SHEET 65
COLOR B	AGE 30	BIRTHPLACE	VOL. 128	
COUNTY Tarrant		CITY Fort Worth		
ENUMERATED WITH Diana General				
RELATIONSHIP TO ABOVE				
<input type="checkbox"/> SON	<input type="checkbox"/> NEPHEW	<input type="checkbox"/> STEPSON		
<input type="checkbox"/> DAUGHTER	<input type="checkbox"/> NIECE	<input type="checkbox"/> STEPDAUGHTER		
<input type="checkbox"/> BROTHER	<input type="checkbox"/> FATHER-IN-LAW	<input type="checkbox"/> COUSIN		
<input type="checkbox"/> SISTER	<input type="checkbox"/> MOTHER-IN-LAW	<input type="checkbox"/> HIRED MAN		
<input type="checkbox"/> FATHER	<input type="checkbox"/> SON-IN-LAW	<input checked="" type="checkbox"/> ROOMER		
<input type="checkbox"/> MOTHER	<input type="checkbox"/> DAUGHTER-IN-LAW	<input type="checkbox"/> SERVANT		
<input type="checkbox"/> GRANDSON	<input type="checkbox"/> BROTHER-IN-LAW	<input type="checkbox"/> OTHER (Specify)		
<input type="checkbox"/> GRANDDAUGHTER	<input type="checkbox"/> SISTER-IN-LAW			
<input type="checkbox"/> GRANDCHILD	<input type="checkbox"/> ORPHAN			

FORM 10-637

1910 CENSUS INDEX - INDIVIDUAL

U.S. DEPARTMENT OF COMMERCE
BUREAU OF THE CENSUS

TEXAS

W300	NAME OF INDIVIDUAL <i>Wood, Robert</i>		E.D. <i>111</i>	SHEET <i>40</i>
COLOR <i>B</i>	AGE <i>26</i>	BIRTHPLACE <i>N. R.</i>	VOL. <i>129</i>	
COUNTY <i>Tarrant</i>		CITY <i>Fort Worth</i>		
ENUMERATED WITH <i>Malow David</i>				
RELATIONSHIP TO ABOVE				
<input type="checkbox"/> SON	<input type="checkbox"/> NEPHEW	<input type="checkbox"/> STEPSON		
<input type="checkbox"/> DAUGHTER	<input type="checkbox"/> NIECE	<input type="checkbox"/> STEPDAUGHTER		
<input type="checkbox"/> BROTHER	<input type="checkbox"/> FATHER-IN-LAW	<input type="checkbox"/> COUSIN		
<input type="checkbox"/> SISTER	<input type="checkbox"/> MOTHER-IN-LAW	<input type="checkbox"/> HIRED MAN		
<input type="checkbox"/> FATHER	<input type="checkbox"/> SON-IN-LAW	<input type="checkbox"/> ROOMER		
<input type="checkbox"/> MOTHER	<input type="checkbox"/> DAUGHTER-IN-LAW	<input type="checkbox"/> SERVANT		
<input type="checkbox"/> GRANDSON	<input type="checkbox"/> BROTHER-IN-LAW	<input type="checkbox"/> OTHER (Specify)		
<input type="checkbox"/> GRANDDAUGHTER	<input type="checkbox"/> SISTER-IN-LAW	_____		
<input type="checkbox"/> GRANDCHILD	<input type="checkbox"/> ORPHAN	_____		

FORM 10-637
1910 CENSUS INDEX - INDIVIDUAL

U. S. DEPARTMENT OF COMMERCE
BUREAU OF THE CENSUS

TEXAS

11900	HEAD OF FAMILY	White, Robert		E.D.	SHEET
COLOR	AGE	BIRTHPLACE		116	21
W	52	ga.		VOL.	
COUNTY	Tarrant		CITY	Ft Worth	
OTHER MEMBERS OF FAMILY					
NAME		RELATIONSHIP	AGE	BIRTHPLACE	
L		W	43	Ky.	
2 L					

FORM 10-636
1910 CENSUS INDEX - FAMILY

U. S. DEPARTMENT OF COMMERCE
BUREAU OF THE CENSUS

TEXAS

W 300		HEAD OF FAMILY		White, Robert		E. D.	SHEET
COLOR	W.	AGE	43	BIRTHPLACE	Tenn.	29	15
COUNTY				Collin	CITY	VOL. 27	
OTHER MEMBERS OF FAMILY							
NAME		RELATIONSHIP	AGE	BIRTHPLACE			
Lula		W	39	Tenn.			
Rickman, John		W	17	Tenn.			

FORM 10-836 -
1910 CENSUS INDEX - FAMILY

U. S. DEPARTMENT OF COMMERCE
BUREAU OF THE CENSUS

TEXAS

W300		NAME OF INDIVIDUAL		Robert		E.D.	SHEET
COLOR	W	AGE	33	BIRTHPLACE		25	17
COUNTY	Collin			CITY		27	
ENUMERATED WITH							
Barrow Frank							
RELATIONSHIP TO ABOVE							
<input type="checkbox"/> SON	<input type="checkbox"/> NEPHEW	<input type="checkbox"/> STEPSON					
<input type="checkbox"/> DAUGHTER	<input type="checkbox"/> NIECE	<input type="checkbox"/> STEPDAUGHTER					
<input type="checkbox"/> BROTHER	<input type="checkbox"/> FATHER-IN-LAW	<input type="checkbox"/> COUSIN					
<input type="checkbox"/> SISTER	<input type="checkbox"/> MOTHER-IN-LAW	<input type="checkbox"/> HIRED MAN					
<input type="checkbox"/> FATHER	<input checked="" type="checkbox"/> SON-IN-LAW	<input type="checkbox"/> ROOMER					
<input type="checkbox"/> MOTHER	<input type="checkbox"/> DAUGHTER-IN-LAW	<input type="checkbox"/> SERVANT					
<input type="checkbox"/> GRANDSON	<input type="checkbox"/> BROTHER-IN-LAW	<input type="checkbox"/> OTHER (Specify)					
<input type="checkbox"/> GRANDDAUGHTER	<input type="checkbox"/> SISTER-IN-LAW						
<input type="checkbox"/> GRANDCHILD	<input type="checkbox"/> ORPHAN						

FORM 10-637
1910 CENSUS INDEX - INDIVIDUAL

U.S. DEPARTMENT OF COMMERCE
BUREAU OF THE CENSUS

TEXAS

W300		HEAD OF FAMILY		Wade Robert		E.D.	SHEET
COLOR	W	AGE	2	BIRTHPLACE		29	73
COUNTY	Freestone			CITY		VOL. 54	
OTHER MEMBERS OF FAMILY							
	NAME		RELATIONSHIP	AGE	BIRTHPLACE		
	/ Anna		W	15			

FORM 10-636
1910 CENSUS INDEX - FAMILY

U.S. DEPARTMENT OF COMMERCE
BUREAU OF THE CENSUS

TEXAS

W300	HEAD OF FAMILY White Robert		E.D. 59	SHEET 176
COLOR W	AGE 38	BIRTHPLACE	VOL. 136	
COUNTY Travis		CITY		
OTHER MEMBERS OF FAMILY				
	NAME	RELATIONSHIP	AGE	BIRTHPLACE
	Mary	W	35	
	Ma	D	10	
	Wm	D	9	
	Orrie	S	8	
	Robert H	S	6	
	Louis	D	3	
	Harvey	S	1	

FORM 10 630
1910 CENSUS INDEX - FAMILYU. S. DEPARTMENT OF COMMERCE
BUREAU OF THE CENSUS

W 300		NAME OF INDIVIDUAL		TEXAS	
COLOR		AGE		E.O.	
B		12		59	
BIRTHPLACE		COUNTY		VOL.	
		Travis		136	
CITY		ENUMERATED WITH			
		White Albert			
RELATIONSHIP TO ABOVE					
<input type="checkbox"/> SON <input type="checkbox"/> DAUGHTER <input type="checkbox"/> BROTHER <input type="checkbox"/> SISTER <input type="checkbox"/> FATHER <input type="checkbox"/> MOTHER <input type="checkbox"/> GRANDSON <input type="checkbox"/> GRANDDAUGHTER <input type="checkbox"/> GRANDCHILD		<input type="checkbox"/> NEPHEW <input type="checkbox"/> NIECE <input type="checkbox"/> FATHER-IN-LAW <input type="checkbox"/> MOTHER-IN-LAW <input type="checkbox"/> SON-IN-LAW <input type="checkbox"/> DAUGHTER-IN-LAW <input type="checkbox"/> BROTHER-IN-LAW <input type="checkbox"/> SISTER-IN-LAW <input type="checkbox"/> ORPHAN		<input type="checkbox"/> STEPSON <input type="checkbox"/> STEPDAUGHTER <input type="checkbox"/> COUSIN <input type="checkbox"/> HIRED MAN <input type="checkbox"/> ROOMER <input type="checkbox"/> SERVANT <input type="checkbox"/> OTHER (Specify)	

FORM 10-637
 1910 CENSUS INDEX - INDIVIDUAL

U.S. DEPARTMENT OF COMMERCE
 BUREAU OF THE CENSUS

TEXAS

W300	NAME OF INDIVIDUAL <i>White Robert</i>		E.D. 147	SHEET 233
COLOR <i>W</i>	AGE <i>74</i>	BIRTHPLACE <i>Ill.</i>	VOL. <i>84</i>	
COUNTY <i>Ellis</i>		CITY <i>Italy</i>		
ENUMERATED WITH <i>Ward Ross</i>				
RELATIONSHIP TO ABOVE				
<input type="checkbox"/> SON	<input type="checkbox"/> NEPHEW	<input type="checkbox"/> STEPSON		
<input type="checkbox"/> DAUGHTER	<input type="checkbox"/> NIECE	<input type="checkbox"/> STEPDAUGHTER		
<input type="checkbox"/> BROTHER	<input type="checkbox"/> FATHER-IN-LAW	<input type="checkbox"/> COUSIN		
<input type="checkbox"/> SISTER	<input type="checkbox"/> MOTHER-IN-LAW	<input type="checkbox"/> HIRED MAN		
<input type="checkbox"/> FATHER	<input type="checkbox"/> SON-IN-LAW	<input type="checkbox"/> ROOMER		
<input type="checkbox"/> MOTHER	<input type="checkbox"/> DAUGHTER-IN-LAW	<input type="checkbox"/> SERVANT		
<input type="checkbox"/> GRANDSON	<input type="checkbox"/> BROTHER-IN-LAW	<input checked="" type="checkbox"/> OTHER (Specify)		
<input type="checkbox"/> GRANDDAUGHTER	<input type="checkbox"/> SISTER-IN-LAW	<i>L</i>		
<input type="checkbox"/> GRANDCHILD	<input type="checkbox"/> ORPHAN			

FORM 10-637
1970 CENSUS INDEX - INDIVIDUALU.S. DEPARTMENT OF COMMERCE
BUREAU OF THE CENSUS

W300		NAME OF INDIVIDUAL		TEXAS	
COLOR	W	AGE	67	BIRTHPLACE	White Robt
COUNTY			Ellis	CITY	Staly
E.D. 147					
SHEET 231					
VOL. 46					
ENUMERATED WITH					
White James W					
RELATIONSHIP TO ABOVE					
<input type="checkbox"/> SON	<input type="checkbox"/> NEPHEW	<input type="checkbox"/> STEPSON			
<input type="checkbox"/> DAUGHTER	<input type="checkbox"/> NIECE	<input type="checkbox"/> STEPDAUGHTER			
<input type="checkbox"/> BROTHER	<input type="checkbox"/> FATHER-IN-LAW	<input type="checkbox"/> COUSIN			
<input type="checkbox"/> SISTER	<input type="checkbox"/> MOTHER-IN-LAW	<input type="checkbox"/> HIRED MAN			
<input checked="" type="checkbox"/> FATHER	<input type="checkbox"/> SON-IN-LAW	<input type="checkbox"/> ROOMER			
<input type="checkbox"/> MOTHER	<input type="checkbox"/> DAUGHTER-IN-LAW	<input type="checkbox"/> SERVANT			
<input type="checkbox"/> GRANDSON	<input type="checkbox"/> BROTHER-IN-LAW	<input type="checkbox"/> OTHER (Specify)			
<input type="checkbox"/> GRANDDAUGHTER	<input type="checkbox"/> SISTER-IN-LAW				
<input type="checkbox"/> GRANDCHILD	<input type="checkbox"/> ORPHAN				

FORM 10-637
1910 CENSUS INDEX - INDIVIDUAL

U.S. DEPARTMENT OF COMMERCE
BUREAU OF THE CENSUS

TEXAS

6300		HEAD OF FAMILY		E.D.	SHEET
13		Wright Robert		152	362
COLOR	AGE	BIRTHPLACE		VOL.	
		Victoria		123	
OTHER MEMBERS OF FAMILY					
NAME		RELATIONSHIP	AGE	BIRTHPLACE	
Wright		S	76		
Wright		D	27		

FORM 10-636
1910 CENSUS INDEX - FAMILY

U S. DEPARTMENT OF COMMERCE
BUREAU OF THE CENSUS

TEXAS

11300		HEAD OF FAMILY		White Robt.		E.D.	SHEET
COLOR	AGE	BIRTHPLACE		92	189		
W	31			VOL.	169		
COUNTY				CITY			
Nacogdoches							
OTHER MEMBERS OF FAMILY:							
NAME		RELATIONSHIP	AGE	BIRTHPLACE			
Wilbur		W	33				
Anna		W	11				
Lena		S	7				
Marion		S	1				
Robby George		S	1/2				

FORM 10 636
1910 CENSUS INDEX - FAMILY

U S DEPARTMENT OF COMMERCE
BUREAU OF THE CENSUS

HEAD OF FAMILY			TEXAS	
W 300	White Robert		E.D.	SHEET
COLOR W	AGE 37	BIRTHPLACE	1	4
COUNTY			VOL.	
Andrews			CITY	
OTHER MEMBERS OF FAMILY				
NAME	RELATIONSHIP	AGE	BIRTHPLACE	
Bell	W	32		
Mason	S	4		

FORM 10-636
1910 CENSUS INDEX - FAMILYU.S. DEPARTMENT OF COMMERCE
BUREAU OF THE CENSUS

TEXAS

U' 300	HEAD OF FAMILY		E.O.	SHEET
COLOR	AGE	BIRTHPLACE	56	109
W	22		VOL.	109
COUNTY		CITY		
Milam				
OTHER MEMBERS OF FAMILY				
NAME		RELATIONSHIP	AGE	BIRTHPLACE
Henry		P	10	

FORM 10-636
1910. CENSUS INDEX - FAMILY.

U. S. DEPARTMENT OF COMMERCE
BUREAU OF THE CENSUS

TEXAS

u300		NAME OF INDIVIDUAL		E.D.	SHEET
COLOR	AGE	BIRTHPLACE	4389		
W	37	La.	VOL.		69
COUNTY			CITY		
Harris					
ENUMERATED WITH					
Nutton, Samuel L.					
RELATIONSHIP TO ABOVE					
<input type="checkbox"/> SON	<input type="checkbox"/> NEPHEW	<input type="checkbox"/> STEPSON			
<input type="checkbox"/> DAUGHTER	<input type="checkbox"/> NIECE	<input type="checkbox"/> STEPDAUGHTER			
<input type="checkbox"/> BROTHER	<input type="checkbox"/> FATHER-IN-LAW	<input type="checkbox"/> COUSIN			
<input type="checkbox"/> SISTER	<input type="checkbox"/> MOTHER-IN-LAW	<input type="checkbox"/> HIRED MAN			
<input type="checkbox"/> FATHER	<input type="checkbox"/> SON-IN-LAW	<input checked="" type="checkbox"/> ROOMER			
<input type="checkbox"/> MOTHER	<input type="checkbox"/> DAUGHTER-IN-LAW	<input type="checkbox"/> SERVANT			
<input type="checkbox"/> GRANDSON	<input type="checkbox"/> BROTHER-IN-LAW	<input type="checkbox"/> OTHER (Specify)			
<input type="checkbox"/> GRANDDAUGHTER	<input type="checkbox"/> SISTER-IN-LAW				
<input type="checkbox"/> GRANDCHILD	<input type="checkbox"/> ORPHAN				

FORM 10-637
 1910 CENSUS INDEX - INDIVIDUAL

U.S. DEPARTMENT OF COMMERCE
 BUREAU OF THE CENSUS

TEXAS

W300	NAME OF INDIVIDUAL <i>Wood Robert</i>		E.D. 114	SHEET 54
COLOR <i>w</i>	AGE 76	BIRTHPLACE <i>Arb</i>	VOL. 70	
COUNTY <i>Harris</i>	CITY			
ENUMERATED WITH <i>Herring Ben</i>				
RELATIONSHIP TO ABOVE				
<input type="checkbox"/> SON	<input type="checkbox"/> NEPHEW	<input type="checkbox"/> STEPSON		
<input type="checkbox"/> DAUGHTER	<input type="checkbox"/> NIECE	<input type="checkbox"/> STEPDAUGHTER		
<input type="checkbox"/> BROTHER	<input checked="" type="checkbox"/> FATHER-IN-LAW	<input type="checkbox"/> COUSIN		
<input type="checkbox"/> SISTER	<input type="checkbox"/> MOTHER-IN-LAW	<input type="checkbox"/> HIRED MAN		
<input type="checkbox"/> FATHER	<input type="checkbox"/> SON-IN-LAW	<input type="checkbox"/> ROOMER		
<input type="checkbox"/> MOTHER	<input type="checkbox"/> DAUGHTER-IN-LAW	<input type="checkbox"/> SERVANT		
<input type="checkbox"/> GRANDSON	<input type="checkbox"/> BROTHER-IN-LAW	<input type="checkbox"/> OTHER (Specify)		
<input type="checkbox"/> GRANDDAUGHTER	<input type="checkbox"/> SISTER-IN-LAW			
<input type="checkbox"/> GRANDCHILD	<input type="checkbox"/> ORPHAN			

FORM 10-637
1910 CENSUS INDEX - INDIVIDUAL

U.S. DEPARTMENT OF COMMERCE
BUREAU OF THE CENSUS

W300		NAME OF INDIVIDUAL <i>Wood Robert</i>		TEXAS	
COLOR <i>W</i>	AGE <i>30</i>	BIRTHPLACE <i>La</i>		E.D. <i>152</i>	SHEET <i>115</i>
COUNTY <i>KNOX</i>			CITY		VOL. <i>89</i>
ENUMERATED WITH <i>Baardo, James A.</i>					
RELATIONSHIP TO ABOVE					
<input type="checkbox"/> SON	<input type="checkbox"/> NEPHEW	<input type="checkbox"/> STEPSON			
<input type="checkbox"/> DAUGHTER	<input type="checkbox"/> NIECE	<input type="checkbox"/> STEPDAUGHTER			
<input type="checkbox"/> BROTHER	<input type="checkbox"/> FATHER-IN-LAW	<input type="checkbox"/> COUSIN			
<input type="checkbox"/> SISTER	<input type="checkbox"/> MOTHER-IN-LAW	<input type="checkbox"/> HIRED MAN			
<input type="checkbox"/> FATHER	<input type="checkbox"/> SON-IN-LAW	<input checked="" type="checkbox"/> WOOMER			
<input type="checkbox"/> MOTHER	<input type="checkbox"/> DAUGHTER-IN-LAW	<input type="checkbox"/> SERVANT			
<input type="checkbox"/> GRANDSON	<input type="checkbox"/> BROTHER-IN-LAW	<input type="checkbox"/> OTHER (Specify)			
<input type="checkbox"/> GRANDDAUGHTER	<input type="checkbox"/> SISTER-IN-LAW				
<input type="checkbox"/> GRANDCHILD	<input type="checkbox"/> ORPHAN				

FORM 10-637

1910 CENSUS INDEX - INDIVIDUAL

U. S. DEPARTMENT OF COMMERCE
BUREAU OF THE CENSUS

TEXAS

W300		NAME OF INDIVIDUAL		E.D.		SHEET	
COLOR		AGE		BIRTHPLACE		117 266	
B		31				VOL.	
COUNTY				CITY			
Lavaca				R3			
ENUMERATED WITH							
Bailey, Robert							
RELATIONSHIP TO ABOVE							
<input type="checkbox"/> SON	<input type="checkbox"/> NEPHEW	<input type="checkbox"/> STEPSON					
<input type="checkbox"/> DAUGHTER	<input type="checkbox"/> NIECE	<input type="checkbox"/> STEPDAUGHTER					
<input type="checkbox"/> BROTHER	<input type="checkbox"/> FATHER-IN-LAW	<input type="checkbox"/> COUSIN					
<input type="checkbox"/> SISTER	<input type="checkbox"/> MOTHER-IN-LAW	<input type="checkbox"/> HUSBAND					
<input type="checkbox"/> FATHER	<input type="checkbox"/> SON-IN-LAW	<input type="checkbox"/> ROOMER					
<input type="checkbox"/> MOTHER	<input type="checkbox"/> DAUGHTER-IN-LAW	<input type="checkbox"/> SERVANT					
<input type="checkbox"/> GRANDSON	<input type="checkbox"/> BROTHER-IN-LAW	<input type="checkbox"/> OTHER (Specify)					
<input type="checkbox"/> GRANDDAUGHTER	<input type="checkbox"/> SISTER-IN-LAW						
<input type="checkbox"/> GRANDCHILD	<input type="checkbox"/> ORPHAN						

FORM 10 637
1910 CENSUS INDEX - INDIVIDUAL

U.S. DEPARTMENT OF COMMERCE
BUREAU OF THE CENSUS

TEXAS

W. B. W.		HEAD OF FAMILY		E. D.		SHEET	
COLOR		AGE		BIRTHPLACE		VOL.	
		38		Lynn		67	
COUNTY				CITY			
				Houston			
OTHER MEMBERS OF FAMILY							
NAME				RELATIONSHIP	AGE	BIRTHPLACE	
L. R.							

FORM 10 636
1910 CENSUS INDEX - FAMILY

U. S. DEPARTMENT OF COMMERCE
BUREAU OF THE CENSUS

TEXAS

W 300.		NAME OF INDIVIDUAL <i>Waite Robert</i>		E.D. <i>86</i>	SHEET <i>220</i>
COLOR <i>W</i>	AGE <i>24</i>	BIRTHPLACE <i>U.S.</i>		VOL. <i>68</i>	
COUNTY <i>Harris</i>			CITY <i>Houston</i>		
ENUMERATED WITH <i>Hedgie Harry D</i>					
RELATIONSHIP TO ABOVE					
<input type="checkbox"/> SON	<input type="checkbox"/> NEPHEW	<input type="checkbox"/> STEPSON			
<input type="checkbox"/> DAUGHTER	<input type="checkbox"/> NIECE	<input checked="" type="checkbox"/> STEPDAUGHTER			
<input type="checkbox"/> BROTHER	<input type="checkbox"/> FATHER-IN-LAW	<input type="checkbox"/> COUSIN			
<input type="checkbox"/> SISTER	<input type="checkbox"/> MOTHER-IN-LAW	<input type="checkbox"/> HIRED MAN			
<input type="checkbox"/> FATHER	<input type="checkbox"/> SON-IN-LAW	<input checked="" type="checkbox"/> ROOMER			
<input type="checkbox"/> MOTHER	<input type="checkbox"/> DAUGHTER-IN-LAW	<input type="checkbox"/> SERVANT			
<input type="checkbox"/> GRANDSON	<input type="checkbox"/> BROTHER-IN-LAW	<input type="checkbox"/> OTHER (Specify)			
<input type="checkbox"/> GRANDDAUGHTER	<input type="checkbox"/> SISTER-IN-LAW				
<input type="checkbox"/> GRANDCHILD	<input type="checkbox"/> ORPHAN				

FORM 10 637
1910 CENSUS INDEX - INDIVIDUAL

U. S. DEPARTMENT OF COMMERCE
BUREAU OF THE CENSUS

TEXAS

HEAD OF FAMILY <i>White Robert</i>		E.D. <i>87</i>	SHEET <i>36</i>
COLOR <i>W</i>	AGE <i>27</i>	BIRTHPLACE	
COUNTY <i>Harris</i>		VOL. <i>68</i>	
CITY <i>Houston</i>			
OTHER MEMBERS OF FAMILY			
NAME	RELATIONSHIP	AGE	BIRTHPLACE
<i>Mary</i>	<i>w</i>	<i>28</i>	
<i>Sophronia</i>	<i>d</i>	<i>5</i>	

FORM 10-636
1910 CENSUS INDEX - FAMILY

U.S. DEPARTMENT OF COMMERCE
BUREAU OF THE CENSUS

TEXAS

HEAD OF FAMILY		Wade, Robert		E.D.	SHEET
COLOR	AGE	BIRTHPLACE		168	34
COUNTY	CITY		VOL.		134
OTHER MEMBERS OF FAMILY					
NAME		RELATIONSHIP	AGE	BIRTHPLACE	
Hirrell		W	54	M.C.	
Eliasia			21		
Woodie			16		
George			11		
Bessie			10		

FORM 10 636
1910 CENSUS INDEX - FAMILY

U.S. DEPARTMENT OF COMMERCE
BUREAU OF THE CENSUS

TEXAS

W300		HEAD OF FAMILY		E.D.	SHEET
COLOR	AGE	BIRTHPLACE		68	
COUNTY	Bosque		CITY	VOL. 14	
OTHER MEMBERS OF FAMILY					
NAME		RELATIONSHIP	AGE	BIRTHPLACE	
[Handwritten Name]		[Handwritten Relation]	[Handwritten Age]		
[Handwritten Name]		[Handwritten Relation]	[Handwritten Age]		
[Handwritten Name]		[Handwritten Relation]	[Handwritten Age]		
[Handwritten Name]		[Handwritten Relation]	[Handwritten Age]		
[Handwritten Name]		[Handwritten Relation]	[Handwritten Age]		
[Handwritten Name]		[Handwritten Relation]	[Handwritten Age]		
[Handwritten Name]		[Handwritten Relation]	[Handwritten Age]		
[Handwritten Name]		[Handwritten Relation]	[Handwritten Age]		
[Handwritten Name]		[Handwritten Relation]	[Handwritten Age]		
[Handwritten Name]		[Handwritten Relation]	[Handwritten Age]		

FORM 10 636
1910 CENSUS INDEX - FAMILY

U.S. DEPARTMENT OF COMMERCE
BUREAU OF THE CENSUS

TEXAS

W300		HEAD OF FAMILY		White Robert		E.D.	SHEET
COLOR	W	AGE	21	BIRTHPLACE		79	172
COUNTY	Denton			CITY		VOL. 39	
OTHER MEMBERS OF FAMILY							
NAME		RELATIONSHIP	AGE	BIRTHPLACE			
1 Nora		W	18	Mo.			

FORM 10-636
1910 CENSUS INDEX - FAMILY

U.S. DEPARTMENT OF COMMERCE
BUREAU OF THE CENSUS

TEXAS

W300	NAME OF INDIVIDUAL <i>Wyatt Robert</i>		E.D. <i>81</i>	SHEET <i>256</i>
COLOR <i>Blk</i>	AGE <i>19</i>	BIRTHPLACE	VOL. <i>37</i>	
COUNTY <i>Denton</i>	CITY <i>Denton</i>			
ENUMERATED WITH <i>Wren Henry</i>				
RELATIONSHIP TO ABOVE				
<input type="checkbox"/> SON	<input type="checkbox"/> NEPHEW	<input checked="" type="checkbox"/> STEPSON		
<input type="checkbox"/> DAUGHTER	<input type="checkbox"/> NIECE	<input type="checkbox"/> STEPDAUGHTER		
<input type="checkbox"/> BROTHER	<input type="checkbox"/> FATHER-IN-LAW	<input type="checkbox"/> COUSIN		
<input type="checkbox"/> SISTER	<input type="checkbox"/> MOTHER-IN-LAW	<input type="checkbox"/> HIRED MAN		
<input type="checkbox"/> FATHER	<input type="checkbox"/> SON-IN-LAW	<input type="checkbox"/> ROOMER		
<input type="checkbox"/> MOTHER	<input type="checkbox"/> DAUGHTER-IN-LAW	<input type="checkbox"/> SERVANT		
<input type="checkbox"/> GRANDSON	<input type="checkbox"/> BROTHER-IN-LAW	<input type="checkbox"/> OTHER (Specify)		
<input type="checkbox"/> GRANDDAUGHTER	<input type="checkbox"/> SISTER-IN-LAW			
<input type="checkbox"/> GRANDCHILD	<input type="checkbox"/> ORPHAN			

FORM 10 637
1910 CENSUS INDEX - INDIVIDUAL

U. S. DEPARTMENT OF COMMERCE
BUREAU OF THE CENSUS

TEXAS

W 300		NAME OF INDIVIDUAL <i>White Robert</i>		E.D. 49	SHEET 5
COLOR W	AGE 20	BIRTHPLACE <i>Tenn</i>		VOL. 31	
COUNTY <i>Cooke</i>		CITY <i>Gainesville</i>			
ENUMERATED WITH <i>Dennis J. L.</i>					
RELATIONSHIP TO ABOVE					
<input type="checkbox"/> SON	<input type="checkbox"/> NEPHEW	<input type="checkbox"/> STEPSON			
<input type="checkbox"/> DAUGHTER	<input type="checkbox"/> NIECE	<input type="checkbox"/> STEPDAUGHTER			
<input type="checkbox"/> BROTHER	<input type="checkbox"/> FATHER-IN-LAW	<input type="checkbox"/> COUSIN			
<input type="checkbox"/> SISTER	<input type="checkbox"/> MOTHER-IN-LAW	<input type="checkbox"/> HIRED MAN			
<input type="checkbox"/> FATHER	<input type="checkbox"/> SON-IN-LAW	<input type="checkbox"/> ROOMER			
<input type="checkbox"/> MOTHER	<input type="checkbox"/> DAUGHTER-IN-LAW	<input type="checkbox"/> SERVANT			
<input type="checkbox"/> GRANDSON	<input checked="" type="checkbox"/> BROTHER-IN-LAW	<input type="checkbox"/> OTHER (Specify)			
<input type="checkbox"/> GRANDDAUGHTER	<input type="checkbox"/> SISTER-IN-LAW				
<input type="checkbox"/> GRANDCHILD	<input type="checkbox"/> ORPHAN				

FORM 10-637
1910 CENSUS INDEX - INDIVIDUAL

U. S. DEPARTMENT OF COMMERCE
BUREAU OF THE CENSUS

TEXAS

(W. 307) NAME OF INDIVIDUAL <i>White Robert</i>		E.D.	SHEET
COLOR	AGE	BIRTHPLACE	32 14
COUNTY	Coryell		CITY
VOL. 32			
ENUMERATED WITH			
<i>Curry Essie E</i>			
RELATIONSHIP TO ABOVE			
<input type="checkbox"/> SON	<input type="checkbox"/> NEPHEW	<input type="checkbox"/> STEPSON	
<input type="checkbox"/> DAUGHTER	<input type="checkbox"/> NIECE	<input type="checkbox"/> STEPDAUGHTER	
<input type="checkbox"/> BROTHER	<input type="checkbox"/> FATHER-IN-LAW	<input type="checkbox"/> COUSIN	
<input type="checkbox"/> SISTER	<input type="checkbox"/> MOTHER-IN-LAW	<input type="checkbox"/> WIDOW	
<input type="checkbox"/> FATHER	<input type="checkbox"/> SON-IN-LAW	<input type="checkbox"/> ROOMER	
<input type="checkbox"/> MOTHER	<input type="checkbox"/> DAUGHTER-IN-LAW	<input type="checkbox"/> SERVANT	
<input type="checkbox"/> GRANDSON	<input type="checkbox"/> BROTHER-IN-LAW	<input type="checkbox"/> OTHER (Specify)	
<input type="checkbox"/> GRANDDAUGHTER	<input type="checkbox"/> SISTER-IN-LAW		
<input type="checkbox"/> GRANDCHILD	<input type="checkbox"/> ORPHAN		

FORM 10-637
 1916 CENSUS INDEX - INDIVIDUAL

U. S. DEPARTMENT OF COMMERCE
 BUREAU OF THE CENSUS

TEXAS

W 308	HEAD OF FAMILY <i>White, Robert</i>		E.D. 78	SHEET 110
COLOR <i>W</i>	AGE 25	BIRTHPLACE	VOL. 61	
COUNTY Grayson	CITY <i>Harrison</i>			
OTHER MEMBERS OF FAMILY				
NAME		RELATIONSHIP	AGE	BIRTHPLACE
<i>Jimmie</i>		<i>W</i>	<i>14</i>	
<i>Joye</i>		<i>S</i>	<i>3</i>	
<i>Robert</i>		<i>26</i>	<i>1</i>	

FORM 10-636
1910 CENSUS INDEX - FAMILY

U.S. DEPARTMENT OF COMMERCE
BUREAU OF THE CENSUS

TEXAS

W300	NAME OF INDIVIDUAL <i>Wood Robert</i>		E.D. <i>77</i>	SHEET <i>358</i>	
COLOR <i>B</i>	AGE <i>17</i>	BIRTHPLACE <i>La</i>	VOL. <i>45</i>		
COUNTY <i>El Paso</i>		CITY <i>El Paso</i>			
ENUMERATED WITH <i>Meyer Frank L</i>					
RELATIONSHIP TO ABOVE					
<input type="checkbox"/>	SON	<input type="checkbox"/>	NEPHEW	<input type="checkbox"/>	STEPSON
<input type="checkbox"/>	DAUGHTER	<input type="checkbox"/>	NIECE	<input type="checkbox"/>	STEPDAUGHTER
<input type="checkbox"/>	BROTHER	<input type="checkbox"/>	FATHER-IN-LAW	<input type="checkbox"/>	COUSIN
<input type="checkbox"/>	SISTER	<input type="checkbox"/>	MOTHER-IN-LAW	<input type="checkbox"/>	HIRED MAN
<input type="checkbox"/>	FATHER	<input type="checkbox"/>	SON-IN-LAW	<input type="checkbox"/>	ROOMER
<input type="checkbox"/>	MOTHER	<input type="checkbox"/>	DAUGHTER-IN-LAW	<input type="checkbox"/>	SERVANT
<input type="checkbox"/>	GRANDSON	<input type="checkbox"/>	BROTHER-IN-LAW	<input type="checkbox"/>	OTHER (Specify)
<input type="checkbox"/>	GRANDDAUGHTER	<input type="checkbox"/>	SISTER-IN-LAW		
<input type="checkbox"/>	GRANDCHILD	<input type="checkbox"/>	ORPHAN		

FORM 10-637
1910 CENSUS INDEX - INDIVIDUAL

U. S. DEPARTMENT OF COMMERCE
BUREAU OF THE CENSUS

TEXAS

10308		HEAD OF FAMILY		E.D.	SHEET
		White, Robert		75	33
COLOR	AGE	BIRTHPLACE		VOL.	
3	33	Ky.		45	
COUNTY			CITY		
El Paso			E. ...		
OTHER MEMBERS OF FAMILY					
NAME		RELATIONSHIP	AGE	BIRTHPLACE	
Alice		w.	30		
Hazel		d.	9		
Mary		d.	8		
Carl		d.	11		
Elyza		d.	10		
Timothy		d.	1/2		

FORM 10 636
1910 CENSUS INDEX - FAMILY

U. S. DEPARTMENT OF COMMERCE
BUREAU OF THE CENSUS

TEXAS

W 300	HEAD OF FAMILY	White Robert		E.D.	SHEET
COLOR B	AGE 26	BIRTHPLACE		9	45
COUNTY.	Gregg		CITY	VOL. 57	
OTHER MEMBERS OF FAMILY					
NAME		RELATIONSHIP	AGE	BIRTHPLACE	
Julia		W	24		
Loula		D	1		
Susan		M	51	Ga	

FORM 10-636
1910 CENSUS INDEX - FAMILY

U. S. DEPARTMENT OF COMMERCE
BUREAU OF THE CENSUS

TEXAS

W-300	HEAD OF FAMILY		White Robert		E.D.	SHEET
COLOR B	AGE	BIRTHPLACE			60	175
	65	Tenn			VOL.	63
COUNTY			Guadalupe		CITY	
OTHER MEMBERS OF FAMILY						
NAME		RELATIONSHIP	AGE	BIRTHPLACE		
Sarah		W	62			
Thos		D	25			
William		S	28			
Alon		S	17			
Atlanta		S	15			
Urania		S	5			
Hays Novel		S	5			

FORM 10 636
1910 CENSUS INDEX - FAMILY

U. S. DEPARTMENT OF COMMERCE
BUREAU OF THE CENSUS

TEXAS

W 300-		NAME OF INDIVIDUAL White Robert		E.D. 52	SHEET 19
COLOR W	AGE 27	BIRTHPLACE mo.		VOL. 63	
COUNTY Guadalupe			CITY Sequim		
ENUMERATED WITH January Annie					
RELATIONSHIP TO ABOVE					
<input type="checkbox"/> SON	<input type="checkbox"/> NEPHEW	<input type="checkbox"/> STEPSON			
<input type="checkbox"/> DAUGHTER	<input type="checkbox"/> NIECE	<input type="checkbox"/> STEPDAUGHTER			
<input type="checkbox"/> BROTHER	<input type="checkbox"/> FATHER-IN-LAW	<input type="checkbox"/> COUSIN			
<input type="checkbox"/> SISTER	<input type="checkbox"/> MOTHER-IN-LAW	<input type="checkbox"/> HIRED MAN			
<input type="checkbox"/> FATHER	<input type="checkbox"/> SON-IN-LAW	<input checked="" type="checkbox"/> ROOMER			
<input type="checkbox"/> MOTHER	<input type="checkbox"/> DAUGHTER-IN-LAW	<input type="checkbox"/> SERVANT			
<input type="checkbox"/> GRANDSON	<input type="checkbox"/> BROTHER-IN-LAW	<input type="checkbox"/> OTHER (Specify)			
<input type="checkbox"/> GRANDDAUGHTER	<input type="checkbox"/> SISTER-IN-LAW				
<input type="checkbox"/> GRANDCHILD	<input type="checkbox"/> ORPHAN				

FORM 10-637
1910 CENSUS INDEX - INDIVIDUAL

U. S. DEPARTMENT OF COMMERCE
BUREAU OF THE CENSUS

TEXAS

W. S. White		Robert		E. D.	SHEET
COLOR	AGE	BIRTHPLACE		VOL.	
W.	23			64	
COUNTY		Hamilton		CITY	
OTHER MEMBERS OF FAMILY					
NAME		RELATIONSHIP	AGE	BIRTHPLACE	
- 1 William		W	18		

FORM 10 636

1910 CENSUS INDEX - FAMILY

U. S. DEPARTMENT OF COMMERCE
BUREAU OF THE CENSUS

TEXAS

W300	HEAD OF FAMILY		E.D.	SHEET
	White		66	25
COLOR	AGE	BIRTHPLACE	VOL.	
W	29	Ark	64	
COUNTY	Hamilton		CITY	
OTHER MEMBERS OF FAMILY				
NAME		RELATIONSHIP	AGE	BIRTHPLACE
Helen		W	24	Ark
Lucy		W	7	
Gordon		D	5	
Bernice		D	3	

FORM 10 636

1910 CENSUS INDEX - FAMILY

U.S. DEPARTMENT OF COMMERCE
BUREAU OF THE CENSUS

TEXAS

W300	HEAD OF FAMILY Wood Robert		E.D. 23	SHEET 477
COLOR B	AGE 22	BIRTHPLACE		VOL. 53
COUNTY Fort Bend		CITY		
OTHER MEMBERS OF FAMILY				
NAME		RELATION- SHIP	AGE	BIRTHPLACE
Wandy		W	18	
Lucy		D	1	

FORM 10-636

1910 CENSUS INDEX - FAMILY

U. S. DEPARTMENT OF COMMERCE
BUREAU OF THE CENSUS

TEXAS

11300		HEAD OF FAMILY		White Robert		E.O.	SHEET
COLOR	B	AGE	26	BIRTHPLACE		86	330
COUNTY	Gonzales			CITY		VOL.	59
OTHER MEMBERS OF FAMILY							
NAME		RELATIONSHIP	AGE	BIRTHPLACE			
Bertha		W	24				
Alma		D	5				
Zilma		D	2				
Milton		S	9 1/2				
Hodges	Johanna	M L	63	Texas			

FORM 10-636
1910 CENSUS INDEX - FAMILY

U. S. DEPARTMENT OF COMMERCE
BUREAU OF THE CENSUS

TEXAS

HEAD OF FAMILY			E.D.	SHEET
[Handwritten Name]			151	34
COLOR	AGE	BIRTHPLACE	VOL.	
	27		1911	
COUNTY		CITY		
Walker				
OTHER MEMBERS OF FAMILY				
NAME		RELATIONSHIP	AGE	BIRTHPLACE
[Handwritten Name]		W	28	
[Handwritten Name]			2	

FORM 10 636
 1910 CENSUS INDEX - FAMILY

U.S. DEPARTMENT OF COMMERCE
 BUREAU OF THE CENSUS

TEXAS

W300	HEAD OF FAMILY		White Robt	E.D.	100	SHEET	63
COLOR	B	AGE	51	BIRTHPLACE	Miss		
COUNTY	Lamar			CITY	91		
OTHER MEMBERS OF FAMILY							
NAME			RELATIONSHIP	AGE	BIRTHPLACE		
Dora			W	30			
Gray Hester			SS	14			
Willie			SS	12			

FORM 10 636
1910 CENSUS INDEX - FAMILY

U S DEPARTMENT OF COMMERCE
BUREAU OF THE CENSUS

TEXAS

60-300		HEAD OF FAMILY		E.D.	SHEET
W		AGE	BIRTHPLACE	VOL.	
Nueces		CITY			
OTHER MEMBERS OF FAMILY					
NAME		RELATIONSHIP	AGE	BIRTHPLACE	
Mrs. Robert		w	38	Texas	
Walter		h	14	/	

FORM 10.636
1910 CENSUS INDEX - FAMILY

U. S. DEPARTMENT OF COMMERCE
BUREAU OF THE CENSUS

TEXAS

U. 300		NAME OF INDIVIDUAL <i>Wood Robert</i>		E.O. 54	SHEET
COLOR <i>W</i>	AGE <i>18</i>	BIRTHPLACE		<i>159</i>	<i>381</i>
COUNTY <i>Shelby</i>		CITY		VOL. <i>124</i>	
ENUMERATED WITH <i>Wood Frank</i>					
RELATIONSHIP TO ABOVE					
<input type="checkbox"/> SON	<input type="checkbox"/> NEPHEW	<input type="checkbox"/> STEPSON			
<input type="checkbox"/> DAUGHTER	<input type="checkbox"/> NIECE	<input type="checkbox"/> STEPDAUGHTER			
<input checked="" type="checkbox"/> BROTHER	<input type="checkbox"/> FATHER-IN-LAW	<input type="checkbox"/> COUSIN			
<input type="checkbox"/> SISTER	<input type="checkbox"/> MOTHER-IN-LAW	<input type="checkbox"/> HIRED MAN			
<input type="checkbox"/> FATHER	<input type="checkbox"/> SON-IN-LAW	<input type="checkbox"/> ROOMER			
<input type="checkbox"/> MOTHER	<input type="checkbox"/> DAUGHTER-IN-LAW	<input type="checkbox"/> SERVANT			
<input type="checkbox"/> GRANDSON	<input type="checkbox"/> BROTHER-IN-LAW	<input type="checkbox"/> OTHER (Specify)			
<input type="checkbox"/> GRANDDAUGHTER	<input type="checkbox"/> SISTER-IN-LAW				
<input type="checkbox"/> GRANDCHILD	<input type="checkbox"/> ORPHAN				

FORM 10-437 (9-18-62)

1910 CENSUS INDEX - INDIVIDUAL

U.S. DEPARTMENT OF COMMERCE
BUREAU OF THE CENSUS

* GPO : 1962 O-641623

TEXAS

W. 300		NAME OF INDIVIDUAL White Robert		E.D. 125	SHEET 383
COLOR R	AGE 7	BIRTHPLACE -		VOL. 149	
COUNTY		CITY Wood			
ENUMERATED WITH		Griffin Willis			
RELATIONSHIP TO ABOVE		<input type="checkbox"/> SON <input type="checkbox"/> DAUGHTER <input type="checkbox"/> BROTHER <input type="checkbox"/> SISTER <input type="checkbox"/> FATHER <input type="checkbox"/> MOTHER <input type="checkbox"/> GRANDSON <input type="checkbox"/> GRANDDAUGHTER <input type="checkbox"/> GRANDCHILD <input type="checkbox"/> NEPHEW <input type="checkbox"/> NIECE <input type="checkbox"/> FATHER-IN-LAW <input type="checkbox"/> MOTHER-IN-LAW <input type="checkbox"/> SON-IN-LAW <input type="checkbox"/> DAUGHTER-IN-LAW <input type="checkbox"/> BROTHER-IN-LAW <input type="checkbox"/> SISTER-IN-LAW <input type="checkbox"/> ORPHAN <input checked="" type="checkbox"/> STEPSON <input type="checkbox"/> STEPDAUGHTER <input type="checkbox"/> COUSIN <input type="checkbox"/> HIRED MAN <input type="checkbox"/> ROOMER <input type="checkbox"/> SERVANT <input type="checkbox"/> OTHER (Specify)			

FORM BC-627 (5-9-67)
FORMERLY 10-637

1910 CENSUS INDEX - INDIVIDUAL

U.S. DEPARTMENT OF COMMERCE
BUREAU OF THE CENSUS

TEXAS

10300		HEAD OF FAMILY		Wood Robert		E.D.	SHEET
COLOR	AGE	BIRTHPLACE				156	163
	40					VOL.	
COUNTY		Hill		CITY		25	
				Hillsboro			
OTHER MEMBERS OF FAMILY							
NAME		RELATIONSHIP	AGE	BIRTHPLACE			
1 Math. v		W	37				
380							

FORM 10 636
1910 CENSUS INDEX - FAMILY

U. S. DEPARTMENT OF COMMERCE
BUREAU OF THE CENSUS

TEXAS

W300		NAME OF INDIVIDUAL		E.D.		SHEET	
COLOR		AGE		BIRTHPLACE		VOL.	
B		1		Falls		52 56 49	
COUNTY				CITY			
ENUMERATED WITH							
<i>Mrs. Henry Sr.</i>							
RELATIONSHIP TO ABOVE							
<input type="checkbox"/> SON	<input type="checkbox"/> NEPHEW	<input type="checkbox"/> STEPSON					
<input type="checkbox"/> DAUGHTER	<input type="checkbox"/> NIECE	<input type="checkbox"/> STEPDAUGHTER					
<input type="checkbox"/> BROTHER	<input type="checkbox"/> FATHER-IN-LAW	<input type="checkbox"/> COUSIN					
<input type="checkbox"/> SISTER	<input type="checkbox"/> MOTHER-IN-LAW	<input type="checkbox"/> HIRED MAN					
<input type="checkbox"/> FATHER	<input type="checkbox"/> SON-IN-LAW	<input type="checkbox"/> ROOMER					
<input type="checkbox"/> MOTHER	<input type="checkbox"/> DAUGHTER-IN-LAW	<input type="checkbox"/> SERVANT					
<input checked="" type="checkbox"/> GRANDSON	<input type="checkbox"/> BROTHER-IN-LAW	<input type="checkbox"/> OTHER (<i>Specify</i>)					
<input type="checkbox"/> GRANDDAUGHTER	<input type="checkbox"/> SISTER-IN-LAW						
<input type="checkbox"/> GRANDCHILD	<input type="checkbox"/> ORPHAN						

FORM 10 637
1910 CENSUS INDEX - INDIVIDUAL

U.S. DEPARTMENT OF COMMERCE
BUREAU OF THE CENSUS

TEXAS

U300	NAME OF INDIVIDUAL <i>Wood Robert</i>		E.D. 12	SHEET 57 52
COLOR W	AGE 25	BIRTHPLACE	VOL. 74	
COUNTY <i>Henderson</i>	CITY <i>Athens</i>			
ENUMERATED WITH <i>Lewis Gee</i>				
RELATIONSHIP TO ABOVE				
<input type="checkbox"/> SON	<input type="checkbox"/> NEPHEW	<input type="checkbox"/> STEPSON		
<input type="checkbox"/> DAUGHTER	<input type="checkbox"/> NIECE	<input type="checkbox"/> STEPDAUGHTER		
<input type="checkbox"/> BROTHER	<input type="checkbox"/> FATHER-IN-LAW	<input type="checkbox"/> COUSIN		
<input type="checkbox"/> SISTER	<input checked="" type="checkbox"/> MOTHER-IN-LAW	<input type="checkbox"/> HIRED MAN		
<input type="checkbox"/> FATHER	<input type="checkbox"/> SON-IN-LAW	<input checked="" type="checkbox"/> ROOMER		
<input type="checkbox"/> MOTHER	<input type="checkbox"/> DAUGHTER-IN-LAW	<input type="checkbox"/> SERVANT		
<input type="checkbox"/> GRANDSON	<input type="checkbox"/> BROTHER-IN-LAW	<input type="checkbox"/> OTHER (Specify)		
<input type="checkbox"/> GRANDDAUGHTER	<input type="checkbox"/> SISTER-IN-LAW			
<input type="checkbox"/> GRANDCHILD	<input type="checkbox"/> ORPHAN			

FORM 10-637
1910 CENSUS INDEX - INDIVIDUAL

U. S. DEPARTMENT OF COMMERCE
BUREAU OF THE CENSUS

TEXAS

W 300		NAME OF INDIVIDUAL <i>White Robert</i>		E.O.	SHEET
COLOR <i>W</i>	AGE <i>31</i>	BIRTHPLACE <i>La</i>		<i>19.</i>	<i>5</i>
COUNTY		<i>Bowie</i>	CITY	<i>15</i>	
ENUMERATED WITH <i>Frankie Eliza F</i>					
RELATIONSHIP TO ABOVE					
<input type="checkbox"/> SON	<input type="checkbox"/> NEPHEW	<input type="checkbox"/> STEPSON			
<input type="checkbox"/> DAUGHTER	<input type="checkbox"/> NIECE	<input type="checkbox"/> STEPDAUGHTER			
<input type="checkbox"/> BROTHER	<input type="checkbox"/> FATHER-IN-LAW	<input type="checkbox"/> COUSIN			
<input type="checkbox"/> SISTER	<input type="checkbox"/> MOTHER-IN-LAW	<input type="checkbox"/> HIRED MAN			
<input type="checkbox"/> FATHER	<input type="checkbox"/> SON-IN-LAW	<input type="checkbox"/> ROOMER			
<input type="checkbox"/> MOTHER	<input type="checkbox"/> DAUGHTER-IN-LAW	<input type="checkbox"/> SERVANT			
<input type="checkbox"/> GRANDSON	<input type="checkbox"/> BROTHER-IN-LAW	<input type="checkbox"/> OTHER (Specify)			
<input type="checkbox"/> GRANDDAUGHTER	<input type="checkbox"/> SISTER-IN-LAW	<i>B</i>			
<input type="checkbox"/> GRANDCHILD	<input type="checkbox"/> ORPHAN				

FORM 10-637
1910 CENSUS INDEX - INDIVIDUAL

U.S. DEPARTMENT OF COMMERCE
BUREAU OF THE CENSUS

TEXAS

U300		NAME OF INDIVIDUAL Wood Robert		E.D. 33	SHEET 15
COLOR W	AGE 18	BIRTHPLACE W.S.		VOL. 24	
COUNTY Clay			CITY		
ENUMERATED WITH Beck, Mrs Mary E.					
RELATIONSHIP TO ABOVE					
<input type="checkbox"/> SON	<input type="checkbox"/> NEPHEW	<input type="checkbox"/> STEPSON			
<input type="checkbox"/> DAUGHTER	<input type="checkbox"/> NIECE	<input type="checkbox"/> STEPDAUGHTER			
<input type="checkbox"/> BROTHER	<input type="checkbox"/> FATHER-IN-LAW	<input type="checkbox"/> COUSIN			
<input type="checkbox"/> SISTER	<input type="checkbox"/> MOTHER-IN-LAW	<input checked="" type="checkbox"/> WITRED MAN			
<input type="checkbox"/> FATHER	<input type="checkbox"/> SON-IN-LAW	<input type="checkbox"/> ROOMER			
<input type="checkbox"/> MOTHER	<input type="checkbox"/> DAUGHTER-IN-LAW	<input type="checkbox"/> SERVANT			
<input type="checkbox"/> GRANDSON	<input type="checkbox"/> BROTHER-IN-LAW	<input type="checkbox"/> OTHER (Specify)			
<input type="checkbox"/> GRANDDAUGHTER	<input type="checkbox"/> SISTER-IN-LAW				
<input type="checkbox"/> GRANDCHILD	<input type="checkbox"/> ORPHAN				

FORM 10 637
1910 CENSUS INDEX - INDIVIDUAL

U S DEPARTMENT OF COMMERCE
BUREAU OF THE CENSUS

TEXAS

W 360	NAME OF INDIVIDUAL <i>White Robert</i>		E.D. <i>76</i>	SHEET <i>91</i>
COLOR <i>B</i>	AGE <i>20</i>	BIRTHPLACE	VOL. <i>78</i>	
COUNTY <i>Houston</i>	CITY			
ENUMERATED WITH <i>Cooper Mosier</i>				
RELATIONSHIP TO ABOVE				
<input type="checkbox"/> SON	<input type="checkbox"/> NEPHEW	<input type="checkbox"/> STEPSON		
<input type="checkbox"/> DAUGHTER	<input type="checkbox"/> NIECE	<input type="checkbox"/> STEPDAUGHTER		
<input type="checkbox"/> BROTHER	<input type="checkbox"/> FATHER-IN-LAW	<input type="checkbox"/> COUSIN		
<input type="checkbox"/> SISTER	<input type="checkbox"/> MOTHER-IN-LAW	<input type="checkbox"/> HIRED MAN		
<input type="checkbox"/> FATHER	<input type="checkbox"/> SON-IN-LAW	<input type="checkbox"/> ROOMER		
<input type="checkbox"/> MOTHER	<input type="checkbox"/> DAUGHTER-IN-LAW	<input type="checkbox"/> SERVANT		
<input type="checkbox"/> GRANDSON	<input type="checkbox"/> BROTHER-IN-LAW	<input checked="" type="checkbox"/> OTHER (Specify)		
<input type="checkbox"/> GRANDDAUGHTER	<input type="checkbox"/> SISTER-IN-LAW	<i>Laborer</i>		
<input type="checkbox"/> GRANDCHILD	<input type="checkbox"/> ORPHAN			

FORM 10-637

1910 CENSUS INDEX - INDIVIDUAL

U. S. DEPARTMENT OF COMMERCE
BUREAU OF THE CENSUS

TEXAS

W.300		NAME OF INDIVIDUAL <i>Wood Robert</i>		E.D. <i>44</i>	SHEET <i>292</i>
COLOR <i>W</i>	AGE <i>3</i>	BIRTHPLACE		VOL. <i>3 5</i>	
COUNTY <i>Dallas</i>			CITY <i>Dallas</i>		
ENUMERATED WITH <i>Wentz Fred H</i>					
RELATIONSHIP TO ABOVE					
<input type="checkbox"/> SON	<input type="checkbox"/> NEPHEW	<input type="checkbox"/> STEPSON			
<input type="checkbox"/> DAUGHTER	<input type="checkbox"/> NIECE	<input type="checkbox"/> STEPDAUGHTER			
<input type="checkbox"/> BROTHER	<input type="checkbox"/> FATHER-IN-LAW	<input type="checkbox"/> COUSIN			
<input type="checkbox"/> SISTER	<input type="checkbox"/> MOTHER-IN-LAW	<input type="checkbox"/> HIRED MAN			
<input type="checkbox"/> FATHER	<input type="checkbox"/> SON-IN-LAW	<input type="checkbox"/> ROOMER			
<input type="checkbox"/> MOTHER	<input type="checkbox"/> DAUGHTER-IN-LAW	<input type="checkbox"/> SERVANT			
<input checked="" type="checkbox"/> GRANDSON	<input type="checkbox"/> BROTHER-IN-LAW	<input type="checkbox"/> OTHER (Specify)			
<input type="checkbox"/> GRANDDAUGHTER	<input type="checkbox"/> SISTER-IN-LAW				
<input type="checkbox"/> GRANDCHILD	<input type="checkbox"/> ORPHAN				

FORM 10 637
1910 CENSUS INDEX - INDIVIDUAL

U S DEPARTMENT OF COMMERCE
BUREAU OF THE CENSUS

TEXAS

-11 300	HEAD OF FAMILY W. A. R. R. T. R. S. T.		E.D. 31	SHEET 313
COLOR	AGE 53	BIRTHPLACE		VOL. 33
COUNTY	Dallas		CITY Dallas	
OTHER MEMBERS OF FAMILY				
	NAME	RELATIONSHIP	AGE	BIRTHPLACE
-	W. A. R. R. T. R. S. T.	W	49	
	W. A. R. R. T. R. S. T.	S	24	
	W. A. R. R. T. R. S. T.	D	20	
	W. A. R. R. T. R. S. T.			
	W. A. R. R. T. R. S. T.			
	W. A. R. R. T. R. S. T.			
	W. A. R. R. T. R. S. T.			

FORM 10-636
1910 CENSUS INDEX - FAMILY

U. S. DEPARTMENT OF COMMERCE
BUREAU OF THE CENSUS

TEXAS

W300	NAME OF INDIVIDUAL <i>White Robert</i>		E.D. 47	SHEET 56
COLOR <i>M</i>	AGE 30	BIRTHPLACE <i>g</i>	VOL 34	
COUNTY <i>Dallas</i>		CITY <i>Dallas</i>		
ENUMERATED WITH <i>Webster Felix</i>				
RELATIONSHIP TO ABOVE				
<input type="checkbox"/> SON	<input type="checkbox"/> NEPHEW	<input type="checkbox"/> STEPSON		
<input type="checkbox"/> DAUGHTER	<input type="checkbox"/> NIECE	<input type="checkbox"/> STEPDAUGHTER		
<input type="checkbox"/> BROTHER	<input type="checkbox"/> FATHER-IN-LAW	<input type="checkbox"/> COUSIN		
<input type="checkbox"/> SISTER	<input type="checkbox"/> MOTHER-IN-LAW	<input type="checkbox"/> HIRED MAN		
<input type="checkbox"/> FATHER	<input type="checkbox"/> SON-IN-LAW	<input type="checkbox"/> ROOMER		
<input type="checkbox"/> MOTHER	<input type="checkbox"/> DAUGHTER-IN-LAW	<input checked="" type="checkbox"/> SERVANT		
<input type="checkbox"/> GRANDSON	<input type="checkbox"/> BROTHER-IN-LAW	<input type="checkbox"/> OTHER (Specify)		
<input type="checkbox"/> GRANDDAUGHTER	<input type="checkbox"/> SISTER-IN-LAW			
<input type="checkbox"/> GRANDCHILD	<input type="checkbox"/> ORPHAN			

FORM 10 637
1910 CENSUS INDEX - INDIVIDUAL

U.S. DEPARTMENT OF COMMERCE
BUREAU OF THE CENSUS

TEXAS

W300	NAME OF INDIVIDUAL <i>White Robert</i>		E.O. 24	SHEET 44
COLOR <i>W</i>	AGE 17	BIRTHPLACE	VOL. 33	
COUNTY Dallas		CITY Dallas		
ENUMERATED WITH <i>Skinner Barry</i>				
RELATIONSHIP TO ABOVE				
<input type="checkbox"/> SON	<input type="checkbox"/> NEPHEW	<input type="checkbox"/> STEPSON		
<input type="checkbox"/> DAUGHTER	<input type="checkbox"/> NIECE	<input type="checkbox"/> STEPDAUGHTER		
<input type="checkbox"/> BROTHER	<input type="checkbox"/> FATHER-IN-LAW	<input type="checkbox"/> COUSIN		
<input type="checkbox"/> SISTER	<input type="checkbox"/> MOTHER-IN-LAW	<input type="checkbox"/> HIRED MAN		
<input type="checkbox"/> FATHER	<input type="checkbox"/> SON-IN-LAW	<input checked="" type="checkbox"/> ROOMER		
<input type="checkbox"/> MOTHER	<input type="checkbox"/> DAUGHTER-IN-LAW	<input type="checkbox"/> SERVANT		
<input type="checkbox"/> GRANDSON	<input type="checkbox"/> BROTHER-IN-LAW	<input type="checkbox"/> OTHER (<i>Specify</i>)		
<input type="checkbox"/> GRANDDAUGHTER	<input type="checkbox"/> SISTER-IN-LAW			
<input type="checkbox"/> GRANDCHILD	<input type="checkbox"/> ORPHAN			

FORM 10-637

1910 CENSUS INDEX - INDIVIDUAL

U.S. DEPARTMENT OF COMMERCE
BUREAU OF THE CENSUS

TEXAS

W. 307		NAME OF INDIVIDUAL		E.O.	SHEET
Wade Robert Jr.		Wade Robert Jr.		23	233
COLOR	AGE	BIRTHPLACE		VOL.	
W	5	Dallas		33	
COUNTY		CITY			
		Dallas			
ENUMERATED WITH					
- <u>Ansland Herbert W.</u>					
RELATIONSHIP TO ABOVE					
<input type="checkbox"/> SON	<input type="checkbox"/> NEPHEW	<input type="checkbox"/> STEPSON			
<input type="checkbox"/> DAUGHTER	<input type="checkbox"/> NIECE	<input type="checkbox"/> STEPDAUGHTER			
<input type="checkbox"/> BROTHER	<input type="checkbox"/> FATHER-IN-LAW	<input type="checkbox"/> COUSIN			
<input type="checkbox"/> SISTER	<input type="checkbox"/> MOTHER-IN-LAW	<input type="checkbox"/> HIRED MAN			
<input type="checkbox"/> FATHER	<input type="checkbox"/> SON-IN-LAW	<input checked="" type="checkbox"/> ROOMER			
<input type="checkbox"/> MOTHER	<input type="checkbox"/> DAUGHTER-IN-LAW	<input type="checkbox"/> SERVANT			
<input type="checkbox"/> GRANDSON	<input type="checkbox"/> BROTHER-IN-LAW	<input type="checkbox"/> OTHER (Specify)			
<input type="checkbox"/> GRANDDAUGHTER	<input type="checkbox"/> SISTER-IN-LAW				
<input type="checkbox"/> GRANDCHILD	<input type="checkbox"/> ORPHAN				

FORM 10-637
1910 CENSUS INDEX - INDIVIDUAL

U.S. DEPARTMENT OF COMMERCE
BUREAU OF THE CENSUS

TEXAS

W 307		NAME OF INDIVIDUAL Wade Robert		E.D. 23	SHEET 233
COLOR	AGE W 30	BIRTHPLACE Dallas		VOL. 33	
COUNTY			CITY Dallas		
ENUMERATED WITH Wife Herbert W.					
RELATIONSHIP TO ABOVE					
<input type="checkbox"/> SON	<input type="checkbox"/> NEPHEW	<input type="checkbox"/> STEPSON			
<input type="checkbox"/> DAUGHTER	<input type="checkbox"/> NIECE	<input type="checkbox"/> STEPDAUGHTER			
<input type="checkbox"/> BROTHER	<input type="checkbox"/> FATHER-IN-LAW	<input type="checkbox"/> COUSIN			
<input type="checkbox"/> SISTER	<input type="checkbox"/> MOTHER-IN-LAW	<input type="checkbox"/> HIRED MAN			
<input type="checkbox"/> FATHER	<input type="checkbox"/> SON-IN-LAW	<input checked="" type="checkbox"/> ROOMER			
<input type="checkbox"/> MOTHER	<input type="checkbox"/> DAUGHTER-IN-LAW	<input type="checkbox"/> SERVANT			
<input type="checkbox"/> GRANDSON	<input type="checkbox"/> BROTHER-IN-LAW	<input type="checkbox"/> OTHER (Specify)			
<input type="checkbox"/> GRANDDAUGHTER	<input type="checkbox"/> SISTER-IN-LAW				
<input type="checkbox"/> GRANDCHILD	<input type="checkbox"/> ORPHAN				

FORM 10-637

1910 CENSUS INDEX - INDIVIDUAL

U.S. DEPARTMENT OF COMMERCE
BUREAU OF THE CENSUS

W-302		NAME OF INDIVIDUAL White		Robert		TEXAS	
COLOR B	AGE 23	BIRTHPLACE		E.D. 42	SHEET 65		
COUNTY Dallas				CITY Dallas		VOL. 34	
ENUMERATED WITH Wilson							
RELATIONSHIP TO ABOVE W. G.							
<input type="checkbox"/> SON	<input type="checkbox"/> NEPHEW	<input type="checkbox"/> STEPSON					
<input type="checkbox"/> DAUGHTER	<input type="checkbox"/> NIECE	<input type="checkbox"/> STEPDAUGHTER					
<input type="checkbox"/> BROTHER	<input type="checkbox"/> FATHER-IN-LAW	<input type="checkbox"/> COUSIN					
<input type="checkbox"/> SISTER	<input type="checkbox"/> MOTHER-IN-LAW	<input type="checkbox"/> HUSBAND					
<input type="checkbox"/> FATHER	<input type="checkbox"/> SON-IN-LAW	<input type="checkbox"/> ROOMER					
<input type="checkbox"/> MOTHER	<input type="checkbox"/> DAUGHTER-IN-LAW	<input type="checkbox"/> SERVANT					
<input type="checkbox"/> GRANDSON	<input type="checkbox"/> BROTHER-IN-LAW	<input type="checkbox"/> OTHER (Specify)					
<input type="checkbox"/> GRANDDAUGHTER	<input type="checkbox"/> SISTER-IN-LAW						
<input type="checkbox"/> GRANDCHILD	<input type="checkbox"/> ORPHAN						

FORM 10-637

1910 CENSUS INDEX - INDIVIDUAL

U.S. DEPARTMENT OF COMMERCE
BUREAU OF THE CENSUS

TEXAS

11-307	HEAD OF FAMILY White Robert		E.D. 93	SHEET 22
COLOR W	AGE 37	BIRTHPLACE		VOL. 17
COUNTY		CITY		
BROWN OTHER MEMBERS OF FAMILY				
NAME		RELATION- SHIP	AGE	BIRTHPLACE
White Phronis		W	36	
John		S	3	
Minnie		D	7/12	
- Pierce Robert		SS	19	N Mex
Freda		SS	18	
Wemy		SS	14	
Marie		SD	10	

FORM 10-636
1910 CENSUS INDEX - FAMILY

U.S. DEPARTMENT OF COMMERCE
BUREAU OF THE CENSUS

TEXAS

11-300	HEAD OF FAMILY		<i>Eddy Robert</i>		E.D.	SHEET
COLOR	AGE	BIRTHPLACE		VOL.		
<i>Mr</i>	<i>65</i>			<i>16</i>		
COUNTY			CITY			
<i>Brazoria</i>						
OTHER MEMBERS OF FAMILY						
NAME		RELATIONSHIP	AGE	BIRTHPLACE		
<i>Living alone</i>						

FORM 10 636
1910 CENSUS INDEX - FAMILY

U.S. DEPARTMENT OF COMMERCE
BUREAU OF THE CENSUS

TEXAS

W-302		HEAD OF FAMILY Wood Robert		E.D. 9	SHEET 14
COLOR W	AGE 43	BIRTHPLACE Ila		VOL. 16	
COUNTY Tarrant		CITY Plvin			
OTHER MEMBERS OF FAMILY					
NAME		RELATION- SHIP	AGE	BIRTHPLACE	
Annie		W	45		
Raymond		S	18		
Spurgeon		S	15		
Shirley		S	4		

FORM 10-636

1910 CENSUS INDEX - FAMILY

U.S. DEPARTMENT OF COMMERCE
BUREAU OF THE CENSUS

TEXAS

14300	NAME OF INDIVIDUAL <i>Waddy Robert</i>		E.D. 6	SHEET 2
COLOR <i>B</i>	AGE 17	BIRTHPLACE	VOL. 16	
COUNTY <i>Meria</i>		CITY		
ENUMERATED WITH <i>Spencer, Phil</i>				
RELATIONSHIP TO ABOVE				
<input type="checkbox"/> SON	<input checked="" type="checkbox"/> NEPHEW	<input type="checkbox"/> STEPSON		
<input type="checkbox"/> DAUGHTER	<input type="checkbox"/> NIECE	<input type="checkbox"/> STEPDAUGHTER		
<input type="checkbox"/> BROTHER	<input type="checkbox"/> FATHER-IN-LAW	<input type="checkbox"/> COUSIN		
<input type="checkbox"/> SISTER	<input type="checkbox"/> MOTHER-IN-LAW	<input type="checkbox"/> HIRED MAN		
<input type="checkbox"/> FATHER	<input type="checkbox"/> SON-IN-LAW	<input type="checkbox"/> ROOMER		
<input type="checkbox"/> MOTHER	<input type="checkbox"/> DAUGHTER-IN-LAW	<input type="checkbox"/> SERVANT		
<input type="checkbox"/> GRANDSON	<input type="checkbox"/> BROTHER-IN-LAW	<input type="checkbox"/> OTHER (<i>Specify</i>)		
<input type="checkbox"/> GRANDDAUGHTER	<input type="checkbox"/> SISTER-IN-LAW			
<input type="checkbox"/> GRANDCHILD	<input type="checkbox"/> ORPHAN			

FORM 10-637
1910 CENSUS INDEX.— INDIVIDUAL

U. S. DEPARTMENT OF COMMERCE
BUREAU OF THE CENSUS

TEXAS

W 300	NAME OF INDIVIDUAL <i>White Robert</i>		E.P. 22	SHEET 213
COLOR B	AGE 30	BIRTHPLACE	VOL. 11	
COUNTY Bexar	CITY San Antonio			
ENUMERATED WITH <i>Polk Emmett</i>				
RELATIONSHIP TO ABOVE				
<input type="checkbox"/> SON	<input type="checkbox"/> NEPHEW	<input type="checkbox"/> STEPSON		
<input type="checkbox"/> DAUGHTER	<input type="checkbox"/> NIECE	<input type="checkbox"/> STEPDAUGHTER		
<input type="checkbox"/> BROTHER	<input type="checkbox"/> FATHER-IN-LAW	<input type="checkbox"/> COUSIN		
<input type="checkbox"/> SISTER	<input type="checkbox"/> MOTHER-IN-LAW	<input type="checkbox"/> HIRED MAN		
<input type="checkbox"/> FATHER	<input type="checkbox"/> SON-IN-LAW	<input checked="" type="checkbox"/> ROOMER		
<input type="checkbox"/> MOTHER	<input type="checkbox"/> DAUGHTER-IN-LAW	<input type="checkbox"/> SERVANT		
<input type="checkbox"/> GRANDSON	<input type="checkbox"/> BROTHER-IN-LAW	<input type="checkbox"/> OTHER (Specify)		
<input type="checkbox"/> GRANDDAUGHTER	<input type="checkbox"/> SISTER-IN-LAW			
<input type="checkbox"/> GRANDCHILD	<input type="checkbox"/> ORPHAN			

FORM 10-637
1910 CENSUS INDEX - INDIVIDUAL

U.S. DEPARTMENT OF COMMERCE
BUREAU OF THE CENSUS

TEXAS

11300		HEAD OF FAMILY		E.O.	SHEET
COLOR	13	AGE	36	22	107
BIRTHPLACE		Robert		VOL.	11
COUNTY	Bexar	CITY		San Antonio	
OTHER MEMBERS OF FAMILY					
NAME		RELATIONSHIP	AGE	BIRTHPLACE	
Robert		W	25		
4.12					

FORM 10 638
 1910 CENSUS INDEX - FAMILY

U.S. DEPARTMENT OF COMMERCE
 BUREAU OF THE CENSUS

TEXAS

-6300		HEAD OF FAMILY		E.D.	SHEET
COLOR	AGE	BIRTHPLACE		34	65
COURTY	20	11/4		VOL.	11
McLennan			CITY		
OTHER MEMBERS OF FAMILY					
NAME		RELATIONSHIP	AGE	BIRTHPLACE	
1 Anna		w	30	11/4	
1 William		s	1	11	

FORM 10-636
1910 CENSUS INDEX - FAMILY

U.S. DEPARTMENT OF COMMERCE
BUREAU OF THE CENSUS

TEXAS

W 300	NAME OF INDIVIDUAL <i>White Robert</i>		E.D. <i>167</i>	SHEET <i>312</i>
COLOR <i>W</i>	AGE <i>10</i>	BIRTHPLACE	VOL. <i>104</i>	
COUNTY <i>Mitchell</i>		CITY <i>Colorado</i>		
ENUMERATED WITH <i>Filler Frances</i>				
RELATIONSHIP TO ABOVE				
<input type="checkbox"/> SON	<input type="checkbox"/> NEPHEW	<input type="checkbox"/> STEPSON		
<input type="checkbox"/> DAUGHTER	<input type="checkbox"/> NIECE	<input type="checkbox"/> STEPDAUGHTER		
<input type="checkbox"/> BROTHER	<input type="checkbox"/> FATHER-IN-LAW	<input type="checkbox"/> COUSIN		
<input type="checkbox"/> SISTER	<input type="checkbox"/> MOTHER-IN-LAW	<input type="checkbox"/> HIRED MAN		
<input type="checkbox"/> FATHER	<input type="checkbox"/> SON-IN-LAW	<input type="checkbox"/> ROOMER		
<input type="checkbox"/> MOTHER	<input type="checkbox"/> DAUGHTER-IN-LAW	<input type="checkbox"/> SERVANT		
<input checked="" type="checkbox"/> GRANDSON	<input type="checkbox"/> BROTHER-IN-LAW	<input type="checkbox"/> OTHER (Specify)		
<input type="checkbox"/> GRANDDAUGHTER	<input type="checkbox"/> SISTER-IN-LAW			
<input type="checkbox"/> GRANDCHILD	<input type="checkbox"/> ORPHAN			

FORM 10 637
1910 CENSUS INDEX - INDIVIDUAL

U. S. DEPARTMENT OF COMMERCE
BUREAU OF THE CENSUS

TEXAS

L1300		HEAD OF FAMILY		White, Robert		E.D.	SHEET
COLOR	W	AGE	BIRTHPLACE			172	128
		27	Tenn.			VOL.	
COUNTY			CITY		104		
Mitchell							
OTHER MEMBERS OF FAMILY							
NAME		RELATIONSHIP	AGE	BIRTHPLACE			
Linnie		W	25	Tenn.			
Nannie		D	5				
Bevel		S	3				
Addie		S	3/12				

FORM 10 636
1910 CENSUS INDEX - FAMILY

U. S. DEPARTMENT OF COMMERCE
BUREAU OF THE CENSUS

TEXAS

W300	NAME OF INDIVIDUAL <i>White Robbie</i>		E.D. <i>91</i>	SHEET <i>181</i>
COLOR <i>W</i>	AGE <i>2</i>	BIRTHPLACE	VOL. <i>127</i>	
COUNTY <i>Tarrant</i>		CITY		
ENUMERATED WITH <i>Reeves J. T.</i>				
RELATIONSHIP TO ABOVE				
<input type="checkbox"/> SON	<input type="checkbox"/> NEPHEW	<input type="checkbox"/> STEPSON		
<input type="checkbox"/> DAUGHTER	<input type="checkbox"/> NIECE	<input type="checkbox"/> STEPDAUGHTER		
<input type="checkbox"/> BROTHER	<input type="checkbox"/> FATHER-IN-LAW	<input type="checkbox"/> COUSIN		
<input type="checkbox"/> SISTER	<input type="checkbox"/> MOTHER-IN-LAW	<input type="checkbox"/> HIRED MAN		
<input type="checkbox"/> FATHER	<input type="checkbox"/> SON-IN-LAW	<input type="checkbox"/> ROOMER		
<input type="checkbox"/> MOTHER	<input type="checkbox"/> DAUGHTER-IN-LAW	<input type="checkbox"/> SERVANT		
<input checked="" type="checkbox"/> GRANDSON	<input type="checkbox"/> BROTHER-IN-LAW	<input type="checkbox"/> OTHER (<i>Specify</i>)		
<input type="checkbox"/> GRANDDAUGHTER	<input type="checkbox"/> SISTER-IN-LAW			
<input type="checkbox"/> GRANDCHILD	<input type="checkbox"/> ORPHAN			

FORM 10-637
1910 CENSUS INDEX - INDIVIDUAL

U S DEPARTMENT OF COMMERCE
BUREAU OF THE CENSUS

TEXAS

W300	NAME OF INDIVIDUAL Wyat, Rob		E.D.	SHEET
COLOR B	AGE 5	BIRTHPLACE	152	248
COUNTY	Victoria		VOL.	123

ENUMERATED WITH

Tisdal, Arigues

RELATIONSHIP TO ABOVE

SON

DAUGHTER

BROTHER

SISTER

FATHER

MOTHER

GRANDSON

GRANDDAUGHTER

GRANDCHILD

NEPHEW

NIECE

FATHER-IN-LAW

MOTHER-IN-LAW

SON-IN-LAW

DAUGHTER-IN-LAW

BROTHER-IN-LAW

SISTER-IN-LAW

ORPHAN

STEPSON

STEPDAUGHTER

COUSIN

HIRED MAN

ROOMER

SERVANT

OTHER (Specify)

FORM BC-627 (5-8-07)
FORMERLY 10-677

1910 CENSUS INDEX - INDIVIDUAL

U.S. DEPARTMENT OF COMMERCE
BUREAU OF THE CENSUS

TEXAS

10360	HEAD OF FAMILY <i>Weslett</i>		<i>Roody</i>		E.O. 150	SHEET 139
COLOR <i>W</i>	AGE 45	BIRTHPLACE		VOL. 123		
COUNTY <i>Victoria</i>		CITY <i>Victoria City</i>				
OTHER MEMBERS OF FAMILY						
NAME		RELATIONSHIP	AGE	BIRTHPLACE		
<i>Weslett</i>		<i>H</i>	<i>18</i>			
<i>William</i>		<i>H</i>	<i>14</i>			
<i>Agnes</i>		<i>D</i>	<i>7</i>			
<i>Alma</i>		<i>S</i>	<i>4</i>			
<i>Fischer John</i>		<i>B</i>	<i>2 1/2</i>			
<i>Bacon Martha</i>		<i>C</i>	<i>19</i>			
<i>1 Rigola</i>		<i>C</i>	<i>20 1/2</i>			

FORM 10 636
1910 CENSUS INDEX - FAMILY

W300		HEAD OF FAMILY			TEXAS	
COLOR	White	AGE	BIRTHPLACE	E.D.	SHEET	
	W	50	Ill	26	1	
COUNTY	Childress			CITY	Childress	
OTHER MEMBERS OF FAMILY						
NAME		RELATIONSHIP	AGE	BIRTHPLACE		
	Mary J.	W	47	Eng.		
	Minnie	D	24			
	Carrie	D	21			
	Earl	S	16			
4	4	Bo				

TEXAS

W300	HEAD OF FAMILY White, F. J. [unclear]		E.D. 24	SHEET 214
COLOR B	AGE 38	BIRTHPLACE	VOL. 90	
COUNTY Lamar	CITY			
OTHER MEMBERS OF FAMILY				
NAME		RELATIONSHIP	AGE	BIRTHPLACE
Dora		W	34	
Hettie		D	17	
Willie C.		S	8	
Annie M.		D	6	
Mattie		D	1 1/2	

FORM 10-636
1910 CENSUS INDEX - FAMILY

U.S. DEPARTMENT OF COMMERCE
BUREAU OF THE CENSUS

TEXAS

U 300		HEAD OF FAMILY		Wade, Ringo		E.D.	SHEET
COLOR	B	AGE	70	BIRTHPLACE		53	240
COUNTY				Rusk	CITY		
VOL. 121							
OTHER MEMBERS OF FAMILY							
NAME		RELATIONSHIP	AGE	BIRTHPLACE			
Martha		w	35				
			1				

FORM 10-636
1910 CENSUS INDEX - FAMILY

U. S. DEPARTMENT OF COMMERCE
BUREAU OF THE CENSUS

TEXAS

W300	NAME OF INDIVIDUAL <i>White, Pills</i>		E.D. 64	SHEET 93
COLOR <i>W</i>	AGE 18	BIRTHPLACE	VOL. 78	
COUNTY Houston		CITY		
ENUMERATED WITH <i>Robinson, Samuel P.</i>				
RELATIONSHIP TO ABOVE				
<input type="checkbox"/> SON	<input type="checkbox"/> NEPHEW	<input type="checkbox"/> STEPSON		
<input type="checkbox"/> DAUGHTER	<input type="checkbox"/> NIECE	<input type="checkbox"/> STEPDAUGHTER		
<input type="checkbox"/> BROTHER	<input type="checkbox"/> FATHER-IN-LAW	<input type="checkbox"/> COUSIN		
<input type="checkbox"/> SISTER	<input type="checkbox"/> MOTHER-IN-LAW	<input type="checkbox"/> HIRED MAN		
<input type="checkbox"/> FATHER	<input type="checkbox"/> SON-IN-LAW	<input type="checkbox"/> ROOMER		
<input type="checkbox"/> MOTHER	<input type="checkbox"/> DAUGHTER-IN-LAW	<input type="checkbox"/> SERVANT		
<input type="checkbox"/> GRANDSON	<input type="checkbox"/> BROTHER-IN-LAW	<input type="checkbox"/> OTHER (Specify)		
<input type="checkbox"/> GRANDDAUGHTER	<input type="checkbox"/> SISTER-IN-LAW			
<input type="checkbox"/> GRANDCHILD	<input type="checkbox"/> ORPHAN			

FORM 10-637
1910 CENSUS INDEX - INDIVIDUAL

U.S. DEPARTMENT OF COMMERCE
BUREAU OF THE CENSUS

TEXAS

1030		HEAD OF FAMILY		Wyatt Riley W		E.O.	SHEET
COLOR	W	AGE	73	BIRTHPLACE	NC	115	2
COUNTY	Van Zandt			CITY		VOL.	140
OTHER MEMBERS OF FAMILY							
NAME		RELATIONSHIP	AGE	BIRTHPLACE			
Mary		W.S.		Ala			

FORM 10-636
 1910 CENSUS INDEX - FAMILY

U.S. DEPARTMENT OF COMMERCE
 BUREAU OF THE CENSUS

TEXAS

66300		HEAD OF FAMILY		E.D.	SHEET
-		W. J. R. Riley Jr		115	168
COLOR	AGE	BIRTHPLACE		VOL.	
W	31			140	
COUNTY				CITY	
	Van Zandt				
OTHER MEMBERS OF FAMILY					
NAME		RELATIONSHIP	AGE	BIRTHPLACE	
Winnifred K		W	20		
Mary G		S	12		

FORM 10-636
1910 CENSUS INDEX - FAMILY

U. S. DEPARTMENT OF COMMERCE
BUREAU OF THE CENSUS

TEXAS

60300		HEAD OF FAMILY		W. and Riley		E.O.	SHEET
COLOR	AGE	BIRTHPLACE				138	263
	26					VOL.	86
COUNTY - Jones				CITY			
OTHER MEMBERS OF FAMILY							
NAME		RELATIONSHIP	AGE	BIRTHPLACE			
W. Riley		W.	21	Mo			
W. Riley		S	2				

FORM 10-636
1910 CENSUS INDEX - FAMILY

U. S. DEPARTMENT OF COMMERCE
BUREAU OF THE CENSUS

TEXAS

W 300		NAME OF INDIVIDUAL		Wood Riley		E.D.	SHEET
COLOR	B	AGE	24	BIRTHPLACE		30	3
COUNTY				CITY		VOL.	
				Grimes		58	
ENUMERATED WITH				Wood George			
RELATIONSHIP TO ABOVE							
<input type="checkbox"/> SON <input type="checkbox"/> DAUGHTER <input type="checkbox"/> BROTHER <input type="checkbox"/> SISTER <input type="checkbox"/> FATHER <input type="checkbox"/> MOTHER <input type="checkbox"/> GRANDSON <input type="checkbox"/> GRANDDAUGHTER <input type="checkbox"/> GRANDCHILD		<input type="checkbox"/> NEPHEW <input type="checkbox"/> NIECE <input type="checkbox"/> FATHER-IN-LAW <input type="checkbox"/> MOTHER-IN-LAW <input type="checkbox"/> SON-IN-LAW <input type="checkbox"/> DAUGHTER-IN-LAW <input type="checkbox"/> BROTHER-IN-LAW <input type="checkbox"/> SISTER-IN-LAW <input type="checkbox"/> ORPHAN		<input type="checkbox"/> STEPSON <input type="checkbox"/> STEPDAUGHTER <input type="checkbox"/> COUSIN <input type="checkbox"/> HIRED MAN <input checked="" type="checkbox"/> ROOMER <input type="checkbox"/> SERVANT <input type="checkbox"/> OTHER (Specify)			

FORM 10-637
 1910 CENSUS INDEX - INDIVIDUAL

U. S. DEPARTMENT OF COMMERCE
 BUREAU OF THE CENSUS

TEXAS

W 300	HEAD OF FAMILY		E.O.	SHEET
	W. Dale Riley		38	96
COLOR	AGE	BIRTHPLACE	VOL.	
W	36		55	
COUNTY		CITY		
Galveston				
OTHER MEMBERS OF FAMILY				
NAME		RELATIONSHIP	AGE	BIRTHPLACE
I - (Add. M)		W	24	

FORM 10 636
1910 CENSUS INDEX - FAMILYU.S. DEPARTMENT OF COMMERCE
BUREAU OF THE CENSUS

			TEXAS	
W300	NAME OF INDIVIDUAL Wood Riley		E.D.	SHEET
COLOR W	AGE 20	BIRTHPLACE	266	374
COUNTY		Taylor	CITY	133
ENUMERATED WITH Alexander James Minni				
RELATIONSHIP TO ABOVE				
<input type="checkbox"/> SON	<input type="checkbox"/> NEPHEW	<input type="checkbox"/> STEPSON		
<input type="checkbox"/> DAUGHTER	<input type="checkbox"/> NIECE	<input type="checkbox"/> STEPDAUGHTER		
<input type="checkbox"/> BROTHER	<input type="checkbox"/> FATHER-IN-LAW	<input type="checkbox"/> COUSIN		
<input type="checkbox"/> SISTER	<input type="checkbox"/> MOTHER-IN-LAW	<input type="checkbox"/> HIRED MAN		
<input type="checkbox"/> FATHER	<input type="checkbox"/> SON-IN-LAW	<input checked="" type="checkbox"/> ROOMER		
<input type="checkbox"/> MOTHER	<input type="checkbox"/> DAUGHTER-IN-LAW	<input type="checkbox"/> SERVANT		
<input type="checkbox"/> GRANDSON	<input type="checkbox"/> BROTHER-IN-LAW	<input type="checkbox"/> OTHER (Specify)		
<input type="checkbox"/> GRANDDAUGHTER	<input type="checkbox"/> SISTER-IN-LAW	<input type="checkbox"/>		
<input type="checkbox"/> GRANDCHILD	<input type="checkbox"/> ORPHAN	<input type="checkbox"/>		

FORM BC-627 (5-9-67)
FORMERLY 10-697

1910 CENSUS INDEX - INDIVIDUAL

U.S. DEPARTMENT OF COMMERCE
BUREAU OF THE CENSUS

TEXAS

W-300		NAME OF INDIVIDUAL <i>White Riley</i>		E.D. 78	SHEET 124
COLOR B	AGE 10	BIRTHPLACE		VOL. 125	
COUNTY Smith			CITY		
ENUMERATED WITH <i>Tucker Jack</i>					
RELATIONSHIP TO ABOVE					
<input type="checkbox"/> SON <input type="checkbox"/> DAUGHTER <input type="checkbox"/> BROTHER <input type="checkbox"/> SISTER <input type="checkbox"/> FATHER <input type="checkbox"/> MOTHER <input type="checkbox"/> GRANDSON <input type="checkbox"/> GRANDDAUGHTER <input type="checkbox"/> GRANDCHILD		<input checked="" type="checkbox"/> NEPHEW <input type="checkbox"/> NIECE <input type="checkbox"/> FATHER-IN-LAW <input type="checkbox"/> MOTHER-IN-LAW <input type="checkbox"/> SON-IN-LAW <input type="checkbox"/> DAUGHTER-IN-LAW <input type="checkbox"/> BROTHER-IN-LAW <input type="checkbox"/> SISTER-IN-LAW <input type="checkbox"/> ORPHAN		<input type="checkbox"/> STEPSON <input type="checkbox"/> STEPDAUGHTER <input type="checkbox"/> COUSIN <input type="checkbox"/> HIRED MAN <input type="checkbox"/> ROOMER <input type="checkbox"/> SERVANT <input type="checkbox"/> OTHER (Specify)	

FORM 10-637 (8-18-62)

1910 CENSUS INDEX - INDIVIDUAL

U.S. DEPARTMENT OF COMMERCE
BUREAU OF THE CENSUS

• GPO : 1962 O-641483

TEXAS

W 300		HEAD OF FAMILY		Walt Riley		E.D.	SHEET
COLOR	W	AGE	22	BIRTHPLACE		VOL.	52
COUNTY				Franklin		CITY	
OTHER MEMBERS OF FAMILY							
NAME		RELATIONSHIP	AGE	BIRTHPLACE			
Minnie		W	16				
Roxie		C	1/2				

FORM 10-636
1910 CENSUS INDEX - FAMILY

U.S. DEPARTMENT OF COMMERCE
BUREAU OF THE CENSUS

TEXAS

W 300	HEAD OF FAMILY <i>White, Riley</i>		E.D.	SHEET
COLOR <i>W</i>	AGE <i>27</i>	BIRTHPLACE	<i>45</i>	<i>42</i>
COUNTY	Fannin		VOL.	<i>43</i>
		CITY		
OTHER MEMBERS OF FAMILY				
NAME		RELATIONSHIP	AGE	BIRTHPLACE
<i>Minnie</i>		<i>W</i>	<i>24</i>	
<i>Cecil</i>		<i>S</i>	<i>6</i>	
<i>Johnnie</i>		<i>S</i>	<i>4</i>	
<i>Myrtle</i>		<i>D</i>	<i>2</i>	

FORM 10-636
1910 CENSUS INDEX - FAMILY

U.S. DEPARTMENT OF COMMERCE
BUREAU OF THE CENSUS

TEXAS

41, 200	HEAD OF FAMILY		E.D.	SHEET
COLOR	AGE	BIRTHPLACE	125	66
- W -	52	Ark	VOL.	117
COUNTY	Red River		CITY	
OTHER MEMBERS OF FAMILY				
NAME		RELATIONSHIP	AGE	BIRTHPLACE
S. J. ...				
...				
...				
...				
...				
...				
...				
...				
...				

FORM 10 636
1910 CENSUS INDEX - FAMILY

U. S. DEPARTMENT OF COMMERCE
BUREAU OF THE CENSUS

11300		NAME OF INDIVIDUAL		TEXAS	
COLOR	W	AGE	27	BIRTHPLACE	
COUNTY			Van Zandt	CITY	
ENUMERATED WITH			Huddle Grocery		
RELATIONSHIP TO ABOVE					
<input type="checkbox"/> SON	<input type="checkbox"/> NEPHEW	<input type="checkbox"/> STEPSON			
<input type="checkbox"/> DAUGHTER	<input type="checkbox"/> NIECE	<input type="checkbox"/> STEPDAUGHTER			
<input type="checkbox"/> BROTHER	<input type="checkbox"/> FATHER-IN-LAW	<input type="checkbox"/> COUSIN			
<input type="checkbox"/> SISTER	<input type="checkbox"/> MOTHER-IN-LAW	<input checked="" type="checkbox"/> HIRED MAN			
<input type="checkbox"/> FATHER	<input type="checkbox"/> SON-IN-LAW	<input type="checkbox"/> ROOMER			
<input type="checkbox"/> MOTHER	<input type="checkbox"/> DAUGHTER-IN-LAW	<input type="checkbox"/> SERVANT			
<input type="checkbox"/> GRANDSON	<input type="checkbox"/> BROTHER-IN-LAW	<input type="checkbox"/> OTHER (Specify)			
<input type="checkbox"/> GRANDDAUGHTER	<input type="checkbox"/> SISTER-IN-LAW				
<input type="checkbox"/> GRANDCHILD	<input type="checkbox"/> ORPHAN				

FORM BC-627 (5-9-67)
FORMERLY 10-637

1910 CENSUS INDEX - INDIVIDUAL

U.S. DEPARTMENT OF COMMERCE
BUREAU OF THE CENSUS

TEXAS

W300	HEAD OF FAMILY		White Riley		E.D.	SHEET
COLOR	AGE	BIRTHPLACE			27	12
W	39				VOL.	7
COUNTY				CITY		
Bell						
OTHER MEMBERS OF FAMILY						
NAME		RELATION- SHIP	AGE	BIRTHPLACE		
Jessie		W	28			
Minnie		D	8			
Freddie		S	6			
Arthur		S	3			
Albert		S	2			

FORM 10-636

1910 CENSUS INDEX - FAMILY

U.S. DEPARTMENT OF COMMERCE
BUREAU OF THE CENSUS

TEXAS

10300	NAME OF INDIVIDUAL Wade Ruler		E.D. 62	SHEET 24
COLOR B	AGE 20	BIRTHPLACE	VOL. 78	
COUNTY Houston	CITY Crockett			
ENUMERATED WITH Lagway Tom				
RELATIONSHIP TO ABOVE				
<input type="checkbox"/> SON	<input type="checkbox"/> NEPHEW	<input type="checkbox"/> STEPSON		
<input type="checkbox"/> DAUGHTER	<input type="checkbox"/> NIECE	<input type="checkbox"/> STEPDAUGHTER		
<input type="checkbox"/> BROTHER	<input type="checkbox"/> FATHER-IN-LAW	<input type="checkbox"/> COUSIN		
<input type="checkbox"/> SISTER	<input type="checkbox"/> MOTHER-IN-LAW	<input type="checkbox"/> HIRED MAN		
<input type="checkbox"/> FATHER	<input type="checkbox"/> SON-IN-LAW	<input type="checkbox"/> ROOMER		
<input type="checkbox"/> MOTHER	<input type="checkbox"/> DAUGHTER-IN-LAW	<input type="checkbox"/> SERVANT		
<input type="checkbox"/> GRANDSON	<input type="checkbox"/> BROTHER-IN-LAW	<input type="checkbox"/> OTHER (Specify)		
<input checked="" type="checkbox"/> GRANDDAUGHTER	<input type="checkbox"/> SISTER-IN-LAW			
<input type="checkbox"/> GRANDCHILD	<input type="checkbox"/> ORPHAN			

FORM 10-637
1910 CENSUS INDEX - INDIVIDUAL

U.S. DEPARTMENT OF COMMERCE
BUREAU OF THE CENSUS

W 300		NAME OF INDIVIDUAL		TEXAS	
COLOR	AGE	BIRTHPLACE	E.D.	SHEET	
B	23	Fayette	56	23	
COUNTY	CITY		VOL.		
Fayette		Fayette		61	
ENUMERATED WITH					
McCallough Henry					
RELATIONSHIP TO ABOVE					
<input type="checkbox"/> SON	<input type="checkbox"/> NEPHEW	<input type="checkbox"/> STEPSON			
<input type="checkbox"/> DAUGHTER	<input type="checkbox"/> NIECE	<input type="checkbox"/> STEPDAUGHTER			
<input type="checkbox"/> BROTHER	<input type="checkbox"/> FATHER-IN-LAW	<input type="checkbox"/> COUSIN			
<input type="checkbox"/> SISTER	<input type="checkbox"/> MOTHER-IN-LAW	<input type="checkbox"/> HIRED MAN			
<input type="checkbox"/> FATHER	<input checked="" type="checkbox"/> SON-IN-LAW	<input type="checkbox"/> ROOMER			
<input type="checkbox"/> MOTHER	<input type="checkbox"/> DAUGHTER-IN-LAW	<input type="checkbox"/> SERVANT			
<input type="checkbox"/> GRANDSON	<input type="checkbox"/> BROTHER-IN-LAW	<input type="checkbox"/> OTHER (Specify)			
<input type="checkbox"/> GRANDDAUGHTER	<input type="checkbox"/> SISTER-IN-LAW				
<input type="checkbox"/> GRANDCHILD	<input type="checkbox"/> ORPHAN				

FORM 10-637

1910 CENSUS INDEX - INDIVIDUAL

U. S. DEPARTMENT OF COMMERCE
BUREAU OF THE CENSUS

TEXAS

4300		HEAD OF FAMILY Richard W.		E.D. 74	SHEET 38
COLOR W	AGE 38	BIRTHPLACE		VOL. 115	
COUNTY Parker			CITY		
OTHER MEMBERS OF FAMILY					
NAME		RELATION- SHIP	AGE	BIRTHPLACE	
Richard W.		W	38	W	
Mary E.		W	3	-	
John D.		W	10	-	
Alice		W	31	-	

FORM 10-636
1910 CENSUS INDEX - FAMILY

U.S. DEPARTMENT OF COMMERCE
BUREAU OF THE CENSUS

TEXAS

11300	HEAD OF FAMILY Wood Richard V		E.D. 134	SHEET 173
COLOR W	AGE 23	BIRTHPLACE	VOL. 65	
COUNTY Hardeman	CITY Kilgore			
OTHER MEMBERS OF FAMILY				
NAME		RELATIONSHIP	AGE	BIRTHPLACE
Martha		w	20	Ohio
Infant		s	12	

FORM 10-636
1910 CENSUS INDEX - FAMILY

U. S. DEPARTMENT OF COMMERCE
BUREAU OF THE CENSUS

TEXAS

HEAD OF FAMILY		E.D.		SHEET	
10300	Richard C.		61	256	
COLOR	AGE	BIRTHPLACE		VOL.	
W.	46	Mo		54	
COUNTY			CITY		
Johnson					
OTHER MEMBERS OF FAMILY					
NAME		RELATIONSHIP	AGE	BIRTHPLACE	
Myrtle		W.	29	Mo	
Carl Ray		S.	12	/	
Bennie		S.	11	/	
Lennie		S.	9	/	
Cora		S.	6	/	
Eva		S.	5	/	
Bessie		S.	14	Mo	

FORM 10-636

1910 CENSUS INDEX - FAMILY

U. S. DEPARTMENT OF COMMERCE
BUREAU OF THE CENSUS

TEXAS

W 300	HEAD OF FAMILY		E.D.	SHEET
COLOR	AGE	BIRTHPLACE	90	21
W	37	England	VOL.	36
COUNTY				CITY
OTHER MEMBERS OF FAMILY				
	NAME	RELATIONSHIP	AGE	BIRTHPLACE
1	Julia	W	25	Mich

FORM 10 836
1910 CENSUS INDEX - FAMILY

U. S. DEPARTMENT OF COMMERCE
BUREAU OF THE CENSUS

TEXAS [REDACTED]

10300 HEAD OF FAMILY *white Richard M*

COLOR *K* AGE *40* BIRTHPLACE [REDACTED] E.D. *161* SHEET *98*

COUNTY [REDACTED] CITY *Wilson* VOL. *144*

~~Wilson~~
OTHER MEMBERS OF FAMILY

NAME	RELATIONSHIP	AGE	BIRTHPLACE
<i>Jane A</i>	<i>W</i>	<i>39</i>	
<i>Thomas C</i>	<i>D</i>	<i>18</i>	
<i>Flora L</i>	<i>D</i>	<i>14</i>	
<i>Lora D</i>	<i>D</i>	<i>11</i>	
<i>Sidney C</i>	<i>D</i>	<i>10</i>	
<i>Emer W</i>	<i>D</i>	<i>7</i>	
<i>Ansie M</i>	<i>D</i>	<i>5</i>	

FORM 10-636A
1910 CENSUS INDEX - FAMILY

U.S. DEPARTMENT OF COMMERCE
BUREAU OF THE CENSUS

				TEXAS	
W. 300	HEAD OF FAMILY <i>White</i>			RICHARD M.	
COLOR <i>W</i>	AGE <i>65</i>	BIRTHPLACE <i>Pa.</i>		E.D. <i>1-9</i>	SHEET
COUNTY	Bowie			VOL. <i>15</i>	
OTHER MEMBERS OF FAMILY					
NAME		RELATIONSHIP	AGE	BIRTHPLACE	
<i>Sarah C</i>		<i>Wf</i>	<i>49</i>	<i>Ill.</i>	
<i>Frederic, William R.</i>		<i>Bo</i>	<i>5</i>		

FORM 10.636
1910 CENSUS INDEX - FAMILY

U. S. DEPARTMENT OF COMMERCE
BUREAU OF THE CENSUS

TEXAS

11300		HEAD OF FAMILY		E.D.	SHEET
White		Richard L		38	4
COLOR	AGE	BIRTHPLACE		VOL.	
W	63	Tenn		32	
COUNTY			CITY		
Coryell					
OTHER MEMBERS OF FAMILY					
NAME		RELATIONSHIP	AGE	BIRTHPLACE	
Laura		W	58		
Katie		D	24		
James		S	21		
Clinton		S	11		
Scott Athel		S/D	11A		

FORM 10-636
1910 CENSUS INDEX - FAMILY

U.S. DEPARTMENT OF COMMERCE
BUREAU OF THE CENSUS

TEXAS

10300		NAME OF INDIVIDUAL Wyatt, Richard K.		E.D. 82	SHEET 76
COLOR W	AGE 5.9	BIRTHPLACE Miss		VOL. 59	
COUNTY Gonzales			CITY Gonzales		
ENUMERATED WITH Cone, Theodore C.					
RELATIONSHIP TO ABOVE					
<input type="checkbox"/> SON	<input type="checkbox"/> NEPHEW	<input type="checkbox"/> STEPSON			
<input type="checkbox"/> DAUGHTER	<input type="checkbox"/> NIECE	<input type="checkbox"/> STEPDAUGHTER			
<input type="checkbox"/> BROTHER	<input type="checkbox"/> FATHER-IN-LAW	<input type="checkbox"/> COUSIN			
<input type="checkbox"/> SISTER	<input type="checkbox"/> MOTHER-IN-LAW	<input type="checkbox"/> HIRED MAN			
<input type="checkbox"/> FATHER	<input type="checkbox"/> SON-IN-LAW	<input checked="" type="checkbox"/> ROOMER			
<input type="checkbox"/> MOTHER	<input type="checkbox"/> DAUGHTER-IN-LAW	<input type="checkbox"/> SERVANT			
<input type="checkbox"/> GRANDSON	<input type="checkbox"/> BROTHER-IN-LAW	<input type="checkbox"/> OTHER (Specify)			
<input type="checkbox"/> GRANDDAUGHTER	<input type="checkbox"/> SISTER-IN-LAW				
<input type="checkbox"/> GRANDCHILD	<input type="checkbox"/> ORPHAN				

FORM 10-637
1910 CENSUS INDEX - INDIVIDUAL

U.S. DEPARTMENT OF COMMERCE
BUREAU OF THE CENSUS

123 TEXAS

W 300	HEAD OF FAMILY		White, Richard J.		E.O.	SHEET
COLOR	AGE	BIRTHPLACE		VOL		
W	28	Tenn		80		
COUNTY			CITY			
Hunt						
OTHER MEMBERS OF FAMILY						
NAME		RELATIONSHIP	AGE	BIRTHPLACE		
Alice		W	22			
Eaton		S	3			
Elmer		S	20/12			

TEXAS

W300		HEAD OF FAMILY WHITT, RICHARD J.		E.D. 4	SHEET 8
COLOR W	AGE 72	BIRTHPLACE So. Cal.		VOL. 14	
COUNTY Bosque			CITY		
OTHER MEMBERS OF FAMILY					
NAME		RELATIONSHIP	AGE	BIRTHPLACE	
MARGARETT E.		W	52		
BENJAMIN F.		S	16		
ESSIE L. P.		O	23		
SUSAN M.		O	15		
SARIE E.		O	13		
Rubin J.		S	10		

FORM 10-636

1910 CENSUS INDEX - FAMILY

U.S. DEPARTMENT OF COMMERCE
BUREAU OF THE CENSUS

TEXAS

U300	NAME OF INDIVIDUAL Wyatt Richard H		E.D. 30	SHEET 1
COLOR W	AGE 31	BIRTHPLACE Va	VOL. 24	
COUNTY Clay		CITY Henrietta		
ENUMERATED WITH Wyatt Frank B				
RELATIONSHIP TO ABOVE				
<input type="checkbox"/> SON	<input type="checkbox"/> NEPHEW	<input type="checkbox"/> STEPSON		
<input type="checkbox"/> DAUGHTER	<input type="checkbox"/> NIECE	<input type="checkbox"/> STEPDAUGHTER		
<input checked="" type="checkbox"/> BROTHER	<input type="checkbox"/> FATHER-IN-LAW	<input type="checkbox"/> COUSIN		
<input type="checkbox"/> SISTER	<input type="checkbox"/> MOTHER-IN-LAW	<input type="checkbox"/> HIRED MAN		
<input type="checkbox"/> FATHER	<input type="checkbox"/> SON-IN-LAW	<input type="checkbox"/> ROOMER		
<input type="checkbox"/> MOTHER	<input type="checkbox"/> DAUGHTER-IN-LAW	<input type="checkbox"/> SERVANT		
<input type="checkbox"/> GRANDSON	<input type="checkbox"/> BROTHER-IN-LAW	<input type="checkbox"/> OTHER (Specify)		
<input type="checkbox"/> GRANDDAUGHTER	<input type="checkbox"/> SISTER-IN-LAW			
<input type="checkbox"/> GRANDCHILD	<input type="checkbox"/> ORPHAN			

FORM 10-637
1910 CENSUS INDEX - INDIVIDUAL

U.S. DEPARTMENT OF COMMERCE
BUREAU OF THE CENSUS

TEXAS

6300		HEAD OF FAMILY		Wood, Richard H.	E.D.	190	SHEET	2
COLOR	W	AGE	67	BIRTHPLACE	Tenn.	VOL.	113	
COUNTY	Palo Pinto			CITY	Mineral Wells			
OTHER MEMBERS OF FAMILY								
NAME		RELATIONSHIP	AGE	BIRTHPLACE				
-	Eliza A.	W	69	Miss.				
Parish,	Ellen	Si	64	Tenn.				
	*							

FORM 10 636
1910 CENSUS INDEX - FAMILY

U. S. DEPARTMENT OF COMMERCE
BUREAU OF THE CENSUS

TEXAS

W300	HEAD OF FAMILY		Wood Richard F.	E.D.	SHEET
COLOR	AGE	BIRTHPLACE		7	8
w	36	ark.		VOL.	14
COUNTY	Bosque		CITY		
OTHER MEMBERS OF FAMILY					
NAME		RELATIONSHIP	AGE	BIRTHPLACE	
Daisy S.		w	31		
Edgar R.		s	14		
Cecil S.		o	12		
Raymond S.		s	9		
Esther M.		d	8		
Miriam B.		o	7		
Ruby A.		o	5		

FORM 10-636A
1910 CENSUS INDEX - INDIVIDUAL

U.S. DEPARTMENT OF COMMERCE
BUREAU OF THE CENSUS

TEXAS

W300	HEAD OF FAMILY - White Richards		E.D. 52	SHEET 100
COLOR B	AGE 37	BIRTHPLACE La.	VOL. 34	
COUNTY L...	CITY Dallas			
OTHER MEMBERS OF FAMILY				
NAME	RELATION- SHIP	AGE	BIRTHPLACE	
Marta	W	32		
Emma	M	75	So. Car.	
Malpa	SS	13		

FORM 10 636

1910 CENSUS INDEX - FAMILY

U.S. DEPARTMENT OF COMMERCE
BUREAU OF THE CENSUS

TEXAS

W300	HEAD OF FAMILY		Wood, Richard D.	E.O.	SHEET
COLOR	AGE	BIRTHPLACE		170	28
W	37	-		104	
COUNTY	Mitchell		CITY		
OTHER MEMBERS OF FAMILY					
	NAME	RELATIONSHIP	AGE	BIRTHPLACE	
	Mandy	W	28		
	Media	D	11		
	Alpha	D	4		
	Eva May	D	7		
	Mamie	D	5		
	Everett	S	2		
	Ralph	S	0		

FORM 10-636
1910 CENSUS INDEX - FAMILY

U. S. DEPARTMENT OF COMMERCE
BUREAU OF THE CENSUS

TEXAS

W 300		HEAD OF FAMILY		White, Richard C.		E.D.	SHEET
W		AGE	BIRTHPLACE		VOL.		
39		Tenn		52			
COUNTY			Fisher		CITY		
OTHER MEMBERS OF FAMILY							
	NAME	RELATIONSHIP	AGE	BIRTHPLACE			
	Ida E.	W	38	Tenn			
	May L.	D	16				
	Vera H.	D	14				
	Anna E.	D	12				
	Thomas H.	S	10				
	James E.	S	8				
	Ophie P.	S	8				

FORM 10-636A

1910 CENSUS INDEX - INDIVIDUAL

U.S. DEPARTMENT OF COMMERCE
BUREAU OF THE CENSUS

TEXAS

W300	HEAD OF FAMILY Wyatt Richard c		E.D. 86	SHEET 10
COLOR W	AGE 66	BIRTHPLACE Tenn.		VOL. 37
COUNTY Dallas		CITY		
OTHER MEMBERS OF FAMILY.				
NAME		RELATIONSHIP	AGE	BIRTHPLACE
1 Alice F		W	33	Tenn

FORM 10 636

1910 CENSUS INDEX - FAMILY

U.S. DEPARTMENT OF COMMERCE
BUREAU OF THE CENSUS

TEXAS

W 300	NAME OF INDIVIDUAL <i>Wood Richard C</i>		E.D. <i>34</i>	SHEET <i>176</i>
COLOR <i>W</i>	AGE <i>25</i>	BIRTHPLACE <i>Pa</i>	VOL. <i>11</i>	
COUNTY <i>Bexar</i>		CITY <i>San Antonio</i>		
ENUMERATED WITH <i>N. P.</i>				
RELATIONSHIP TO ABOVE				
<input type="checkbox"/> SON	<input type="checkbox"/> NEPHEW	<input type="checkbox"/> STEPSON		
<input type="checkbox"/> DAUGHTER	<input type="checkbox"/> NIECE	<input type="checkbox"/> STEPDAUGHTER		
<input type="checkbox"/> BROTHER	<input type="checkbox"/> FATHER-IN-LAW	<input type="checkbox"/> COUSIN		
<input type="checkbox"/> SISTER	<input type="checkbox"/> MOTHER-IN-LAW	<input type="checkbox"/> HIRED MAN		
<input type="checkbox"/> FATHER	<input type="checkbox"/> SON-IN-LAW	<input checked="" type="checkbox"/> ROOMER		
<input type="checkbox"/> MOTHER	<input type="checkbox"/> DAUGHTER-IN-LAW	<input type="checkbox"/> SERVANT		
<input type="checkbox"/> GRANDSON	<input type="checkbox"/> BROTHER-IN-LAW	<input type="checkbox"/> OTHER (Specify)		
<input type="checkbox"/> GRANDDAUGHTER	<input type="checkbox"/> SISTER-IN-LAW	_____		
<input type="checkbox"/> GRANDCHILD	<input type="checkbox"/> ORPHAN	_____		

FORM 10-637
1910 CENSUS INDEX - INDIVIDUAL

U.S. DEPARTMENT OF COMMERCE
BUREAU OF THE CENSUS

TEXAS

W300		NAME OF INDIVIDUAL		E.D.	SHEET
Wood		Richard B		29	616
COLOR	AGE	BIRTHPLACE	VOL.		
W	69	Ky	65		
COUNTY		CITY			
Hardin					
ENUMERATED WITH					
Wood, Christina L.					
RELATIONSHIP TO ABOVE					
<input type="checkbox"/> SON	<input type="checkbox"/> NEPHEW	<input type="checkbox"/> STEPSON			
<input type="checkbox"/> DAUGHTER	<input type="checkbox"/> NIECE	<input type="checkbox"/> STEPDAUGHTER			
<input type="checkbox"/> BROTHER	<input type="checkbox"/> FATHER-IN-LAW	<input type="checkbox"/> COUSIN			
<input type="checkbox"/> SISTER	<input type="checkbox"/> MOTHER-IN-LAW	<input type="checkbox"/> HIRED MAN			
<input checked="" type="checkbox"/> FATHER	<input type="checkbox"/> SON-IN-LAW	<input type="checkbox"/> ROOMER			
<input type="checkbox"/> MOTHER	<input type="checkbox"/> DAUGHTER-IN-LAW	<input type="checkbox"/> SERVANT			
<input type="checkbox"/> GRANDSON	<input type="checkbox"/> BROTHER-IN-LAW	<input type="checkbox"/> OTHER (Specify)			
<input type="checkbox"/> GRANDDAUGHTER	<input type="checkbox"/> SISTER-IN-LAW				
<input type="checkbox"/> GRANDCHILD	<input type="checkbox"/> ORPHAN				

FORM 10 637
1910 CENSUS INDEX - INDIVIDUAL

U. S. DEPARTMENT OF COMMERCE
BUREAU OF THE CENSUS

TEXAS

HEAD OF FAMILY		E.O.	SHEET
W. J. Rath, Richard A.		211	36
COLOR	AGE	BIRTHPLACE	VOL.
W	42		120
COUNTY	Runnels		CITY
OTHER MEMBERS OF FAMILY			
NAME	RELATIONSHIP	AGE	BIRTHPLACE
Jennie S.	W	36	Mo.
Eloise E.	D	15	
Walter P.	D	11	

FORM 10 636
 -1910 CENSUS INDEX - FAMILY.

U. S. DEPARTMENT OF COMMERCE
 BUREAU OF THE CENSUS

TEXAS

1130		HEAD OF FAMILY		Wear, Richard A.		E.D.	SHEET
W		AGE	BIRTHPLACE		VOL.		
		32	- - - - -		130		
COUNTY				CITY			
				Fort Worth			
OTHER MEMBERS OF FAMILY							
NAME		RELATIONSHIP	AGE	BIRTHPLACE			
- Katie W		W	31	Miss			
- Richard E		S	12	.			
- Jessie E		D	9				
- Mathie F		D	4	Okla			
- James C		S	1 1/2	N.R.			

FORM 10-636
1910 CENSUS INDEX - FAMILY

U. S. DEPARTMENT OF COMMERCE
BUREAU OF THE CENSUS

TEXAS

W 308	HEAD OF FAMILY		White Richarda	E.D.	SHEET
COLOR W	AGE 34	BIRTHPLACE		155	1
COUNTY	Tarrant		CITY	Fort Worth	
OTHER MEMBERS OF FAMILY					
NAME		RELATIONSHIP	AGE	BIRTHPLACE	
J. Binnie		W.	32		

FORM 10-636

1910 CENSUS INDEX - FAMILY

U.S. DEPARTMENT OF COMMERCE
BUREAU OF THE CENSUS

TEXAS

W 300	NAME OF INDIVIDUAL Wade Richard		E.D. 32	SHEET 132																											
COLOR B	AGE 45	BIRTHPLACE Va	VOL. 55																												
COUNTY		Galveston	CITY Galveston																												
ENUMERATED WITH		Wells Hattie																													
RELATIONSHIP TO ABOVE		<table border="0"> <tr> <td><input type="checkbox"/> SON</td> <td><input type="checkbox"/> NEPHEW</td> <td><input type="checkbox"/> STEPSON</td> </tr> <tr> <td><input type="checkbox"/> DAUGHTER</td> <td><input type="checkbox"/> NIECE</td> <td><input type="checkbox"/> STEPDAUGHTER</td> </tr> <tr> <td><input type="checkbox"/> BROTHER</td> <td><input type="checkbox"/> FATHER-IN-LAW</td> <td><input type="checkbox"/> COUSIN</td> </tr> <tr> <td><input type="checkbox"/> SISTER</td> <td><input type="checkbox"/> MOTHER-IN-LAW</td> <td><input type="checkbox"/> HIRED MAN</td> </tr> <tr> <td><input type="checkbox"/> FATHER</td> <td><input type="checkbox"/> SON-IN-LAW</td> <td><input type="checkbox"/> ROOMER</td> </tr> <tr> <td><input type="checkbox"/> MOTHER</td> <td><input type="checkbox"/> DAUGHTER-IN-LAW</td> <td><input checked="" type="checkbox"/> SERVANT</td> </tr> <tr> <td><input type="checkbox"/> GRANDSON</td> <td><input type="checkbox"/> BROTHER-IN-LAW</td> <td><input type="checkbox"/> OTHER (Specify)</td> </tr> <tr> <td><input type="checkbox"/> GRANDDAUGHTER</td> <td><input type="checkbox"/> SISTER-IN-LAW</td> <td></td> </tr> <tr> <td><input type="checkbox"/> GRANDCHILD</td> <td><input type="checkbox"/> ORPHAN</td> <td></td> </tr> </table>			<input type="checkbox"/> SON	<input type="checkbox"/> NEPHEW	<input type="checkbox"/> STEPSON	<input type="checkbox"/> DAUGHTER	<input type="checkbox"/> NIECE	<input type="checkbox"/> STEPDAUGHTER	<input type="checkbox"/> BROTHER	<input type="checkbox"/> FATHER-IN-LAW	<input type="checkbox"/> COUSIN	<input type="checkbox"/> SISTER	<input type="checkbox"/> MOTHER-IN-LAW	<input type="checkbox"/> HIRED MAN	<input type="checkbox"/> FATHER	<input type="checkbox"/> SON-IN-LAW	<input type="checkbox"/> ROOMER	<input type="checkbox"/> MOTHER	<input type="checkbox"/> DAUGHTER-IN-LAW	<input checked="" type="checkbox"/> SERVANT	<input type="checkbox"/> GRANDSON	<input type="checkbox"/> BROTHER-IN-LAW	<input type="checkbox"/> OTHER (Specify)	<input type="checkbox"/> GRANDDAUGHTER	<input type="checkbox"/> SISTER-IN-LAW		<input type="checkbox"/> GRANDCHILD	<input type="checkbox"/> ORPHAN	
<input type="checkbox"/> SON	<input type="checkbox"/> NEPHEW	<input type="checkbox"/> STEPSON																													
<input type="checkbox"/> DAUGHTER	<input type="checkbox"/> NIECE	<input type="checkbox"/> STEPDAUGHTER																													
<input type="checkbox"/> BROTHER	<input type="checkbox"/> FATHER-IN-LAW	<input type="checkbox"/> COUSIN																													
<input type="checkbox"/> SISTER	<input type="checkbox"/> MOTHER-IN-LAW	<input type="checkbox"/> HIRED MAN																													
<input type="checkbox"/> FATHER	<input type="checkbox"/> SON-IN-LAW	<input type="checkbox"/> ROOMER																													
<input type="checkbox"/> MOTHER	<input type="checkbox"/> DAUGHTER-IN-LAW	<input checked="" type="checkbox"/> SERVANT																													
<input type="checkbox"/> GRANDSON	<input type="checkbox"/> BROTHER-IN-LAW	<input type="checkbox"/> OTHER (Specify)																													
<input type="checkbox"/> GRANDDAUGHTER	<input type="checkbox"/> SISTER-IN-LAW																														
<input type="checkbox"/> GRANDCHILD	<input type="checkbox"/> ORPHAN																														

FORM 10 637
1910 CENSUS INDEX - INDIVIDUAL

U. S. DEPARTMENT OF COMMERCE
BUREAU OF THE CENSUS

TEXAS

M 1302		HEAD OF FAMILY Watt Richard		E.D. 104	SHEET 315
COLOR W	AGE 28	BIRTHPLACE Pa Va		VOL. 99	
COUNTY McLennan			CITY McGregor		
OTHER MEMBERS OF FAMILY					
NAME		RELATIONSHIP	AGE	BIRTHPLACE	
Bessie		W	46		
Eddie		S	21		

FORM 10 636
1910 CENSUS INDEX - FAMILY

U. S. DEPARTMENT OF COMMERCE
BUREAU OF THE CENSUS

TEXAS

W300	HEAD OF FAMILY Wyatt Richard		E.D. 103	SHEET 285
COLOR B	AGE 25	BIRTHPLACE		VOL. 99
COUNTY McLennan	CITY			
OTHER MEMBERS OF FAMILY				
NAME		RELATION- SHIP	AGE	BIRTHPLACE
Ethel		W	19	
John		S	2	
Albert		S	4/12	

FORM 10-636
1910 CENSUS INDEX - FAMILY

U. S. DEPARTMENT OF COMMERCE
BUREAU OF THE CENSUS

TEXAS

HEAD OF FAMILY <i>Richard</i>		E.O. <i>37</i>	SHEET <i>257</i>
COLOR <i>B</i>	AGE <i>35</i>	BIRTHPLACE	
COUNTY	CITY <i>San Antonio</i>		VOL. <i>12</i>
OTHER MEMBERS OF FAMILY			
NAME	RELATIONSHIP	AGE	BIRTHPLACE
<i>Lula</i>	<i>70</i>	<i>34</i>	

FORM 10 636
1910 CENSUS INDEX - FAMILYU.S. DEPARTMENT OF COMMERCE
BUREAU OF THE CENSUS

TEXAS

W 300		HEAD OF FAMILY		W. Hite Richard		E.O.	SHEET
57		1771					
COLOR	W	AGE	W	BIRTHPLACE	Ar	VOL.	77
COUNTY	Hopkins			CITY	Sanger Springs		
OTHER MEMBERS OF FAMILY							
NAME		RELATIONSHIP	AGE	BIRTHPLACE			
Julie		W	54	Ar			
Isaac		S	16				
Jane		D	14				
Hally		D	12				

FORM 10 636
1910 CENSUS INDEX - FAMILY

U. S. DEPARTMENT OF COMMERCE
BUREAU OF THE CENSUS

TEXAS

11300 HEAD OF FAMILY		E.D.		SHEET	
COLOR	AGE	BIRTHPLACE		VOL.	
COUNTY			CITY		
Bowie			Levelland		
OTHER MEMBERS OF FAMILY					
NAME		RELATIONSHIP	AGE	BIRTHPLACE	
[Handwritten Name]		W	41		
[Handwritten Name]		D	10		
[Handwritten Name]		D	0		
[Handwritten Name]		S	0		
[Handwritten Name]		S	5		

FORM 10-636
1910 CENSUS INDEX - FAMILY

U.S. DEPARTMENT OF COMMERCE
BUREAU OF THE CENSUS

TEXAS

W300		HEAD OF FAMILY		E.D.	SHEET
White, Richard				1	6
COLOR	AGE	BIRTHPLACE	VOL.		
W	22	Colo.	15		
COUNTY			CITY		
Bowie					
OTHER MEMBERS OF FAMILY					
NAME		RELATIONSHIP	AGE	BIRTHPLACE	
Ellie		W	19	Nebr.	

FORM 10, 636
1910 CENSUS INDEX - FAMILY

U.S. DEPARTMENT OF COMMERCE
BUREAU OF THE CENSUS

TEXAS

W 300	HEAD OF FAMILY		Wood, Richard		E.D.	SHEET
COLOR	W	AGE	35	BIRTHPLACE	141	99
COUNTY	San Augustine			CITY	VOL.	119
OTHER MEMBERS OF FAMILY						
NAME		RELATIONSHIP	AGE	BIRTHPLACE		
Ella L		W	32			
Minnie L		D	8			
Lena M		S	7			
Clyde		S	1 ⁶ / ₁₂			

FORM 10 636.
1910 CENSUS INDEX - FAMILY

U. S. DEPARTMENT OF COMMERCE
BUREAU OF THE CENSUS

TEXAS

W300		NAME OF INDIVIDUAL		E.D.		SHEET	
W. White, Richard		162		249			
COLOR	AGE	BIRTHPLACE		VOL.			
P.	22	Wharton		147			
COUNTY		CITY					
ENUMERATED WITH		Jackson		Jake			
RELATIONSHIP TO ABOVE							
<input type="checkbox"/> SON <input type="checkbox"/> DAUGHTER <input type="checkbox"/> BROTHER <input type="checkbox"/> SISTER <input type="checkbox"/> FATHER <input type="checkbox"/> MOTHER <input type="checkbox"/> GRANDSON <input type="checkbox"/> GRANDDAUGHTER <input type="checkbox"/> GRANDCHILD		<input type="checkbox"/> NEPHEW <input type="checkbox"/> NIECE <input type="checkbox"/> FATHER-IN-LAW <input type="checkbox"/> MOTHER-IN-LAW <input type="checkbox"/> SON-IN-LAW <input type="checkbox"/> DAUGHTER-IN-LAW <input type="checkbox"/> BROTHER-IN-LAW <input type="checkbox"/> SISTER-IN-LAW <input type="checkbox"/> ORPHAN		<input type="checkbox"/> STEPSON <input type="checkbox"/> STEPDAUGHTER <input type="checkbox"/> COUSIN <input checked="" type="checkbox"/> HIRED MAN <input type="checkbox"/> ROOMER <input type="checkbox"/> SERVANT <input type="checkbox"/> OTHER (Specify)			

FORM BC-627 (5-5-07)
FORMERLY 10-677

1910 CENSUS INDEX - INDIVIDUAL

U.S. DEPARTMENT OF COMMERCE
BUREAU OF THE CENSUS

TEXAS

W 300	NAME OF INDIVIDUAL <i>Wood, Richard</i>		E.D. <i>57</i>	SHEET <i>18</i>
COLOR <i>W</i>	AGE <i>14</i>	BIRTHPLACE	VOL. <i>121</i>	
COUNTY <i>Rusk</i>		CITY		
ENUMERATED WITH <i>Wood Edell</i>				
RELATIONSHIP TO ABOVE				
<input type="checkbox"/> SON	<input type="checkbox"/> NEPHEW	<input type="checkbox"/> STEPSON		
<input type="checkbox"/> DAUGHTER	<input type="checkbox"/> NIECE	<input type="checkbox"/> STEPDAUGHTER		
<input type="checkbox"/> BROTHER	<input type="checkbox"/> FATHER-IN-LAW	<input type="checkbox"/> COUSIN		
<input type="checkbox"/> SISTER	<input type="checkbox"/> MOTHER-IN-LAW	<input type="checkbox"/> HIRED MAN		
<input type="checkbox"/> FATHER	<input type="checkbox"/> SON-IN-LAW	<input checked="" type="checkbox"/> ROOMER		
<input type="checkbox"/> MOTHER	<input type="checkbox"/> DAUGHTER-IN-LAW	<input type="checkbox"/> SERVANT		
<input type="checkbox"/> GRANDSON	<input type="checkbox"/> BROTHER-IN-LAW	<input type="checkbox"/> OTHER (Specify)		
<input type="checkbox"/> GRANDDAUGHTER	<input type="checkbox"/> SISTER-IN-LAW			
<input type="checkbox"/> GRANDCHILD	<input type="checkbox"/> ORPHAN			

FORM 10-637

1910 CENSUS INDEX - INDIVIDUAL

U. S. DEPARTMENT OF COMMERCE
BUREAU OF THE CENSUS

TEXAS

HEAD OF FAMILY <i>Wm. H. Richard</i>		E.D. <i>133</i>	SHEET <i>272</i>
COLOR <i>W</i>	AGE <i>25</i>	BIRTHPLACE	
COUNTY		VOL. <i>135</i>	
CITY <i>Titus</i>			
OTHER MEMBERS OF FAMILY			
NAME	RELATIONSHIP	AGE	BIRTHPLACE
<i>Lucine</i>	<i>W</i>	<i>26</i>	
<i>Harriet</i>	<i>S</i>	<i>10</i>	
<i>Myrtle</i>	<i>D</i>	<i>1/2</i>	

FORM 10-636
1910 CENSUS INDEX - FAMILY

U S DEPARTMENT OF COMMERCE
BUREAU OF THE CENSUS

TEXAS

W 300	HEAD OF FAMILY Witt Richard		E.D. 111	SHEET 225
COLOR W	AGE 45	BIRTHPLACE	VOL. 106	
COUNTY Morris	CITY			
OTHER MEMBERS OF FAMILY				
NAME		RELATION- SHIP	AGE	BIRTHPLACE
Betty		W	42	
Elias		D	14	

FORM 10-636
1910 CENSUS INDEX - FAMILY

U.S. DEPARTMENT OF COMMERCE
BUREAU OF THE CENSUS

TEXAS

W 300	NAME OF INDIVIDUAL <i>White, Richard</i>		E.D. <i>84</i>	SHEET <i>230</i>
COLOR <i>B</i>	AGE <i>50</i>	BIRTHPLACE	VOL. <i>127</i>	
COUNTY <i>Navarro</i>		CITY <i>Corsicana</i>		
ENUMERATED WITH <i>Son, William F.</i>				
RELATIONSHIP TO ABOVE				
<input type="checkbox"/> SON	<input type="checkbox"/> NEPHEW	<input type="checkbox"/> STEPSON		
<input type="checkbox"/> DAUGHTER	<input type="checkbox"/> NIECE	<input type="checkbox"/> STEPDAUGHTER		
<input type="checkbox"/> BROTHER	<input type="checkbox"/> FATHER-IN-LAW	<input type="checkbox"/> COUSIN		
<input type="checkbox"/> SISTER	<input type="checkbox"/> MOTHER-IN-LAW	<input type="checkbox"/> HIRED MAN		
<input type="checkbox"/> FATHER	<input type="checkbox"/> SON-IN-LAW	<input type="checkbox"/> ROOMER		
<input type="checkbox"/> MOTHER	<input type="checkbox"/> DAUGHTER-IN-LAW	<input type="checkbox"/> SERVANT		
<input type="checkbox"/> GRANDSON	<input type="checkbox"/> BROTHER-IN-LAW	<input checked="" type="checkbox"/> OTHER (Specify) <i>H help</i>		
<input type="checkbox"/> GRANDDAUGHTER	<input type="checkbox"/> SISTER-IN-LAW			
<input type="checkbox"/> GRANDCHILD	<input type="checkbox"/> ORPHAN			

FORM 10-637

1910 CENSUS INDEX - INDIVIDUAL

U. S. DEPARTMENT OF COMMERCE
BUREAU OF THE CENSUS

TEXAS

W 300	NAME OF INDIVIDUAL Wood Richard		E.D. 50	SHEET 27
COLOR W	AGE 13	BIRTHPLACE	VOL. 43	
COUNTY Fannin		CITY Honey Grove		
ENUMERATED WITH Ohr Henry				
RELATIONSHIP TO ABOVE				
<input type="checkbox"/> SON	<input type="checkbox"/> NEPHEW	<input type="checkbox"/> STEPSON		
<input type="checkbox"/> DAUGHTER	<input type="checkbox"/> NIECE	<input type="checkbox"/> STEPDAUGHTER		
<input type="checkbox"/> BROTHER	<input type="checkbox"/> FATHER-IN-LAW	<input type="checkbox"/> COUSIN		
<input type="checkbox"/> SISTER	<input type="checkbox"/> MOTHER-IN-LAW	<input type="checkbox"/> HIRED MAN		
<input type="checkbox"/> FATHER	<input type="checkbox"/> SON-IN-LAW	<input type="checkbox"/> ROOMER		
<input type="checkbox"/> MOTHER	<input type="checkbox"/> DAUGHTER-IN-LAW	<input type="checkbox"/> SERVANT		
<input type="checkbox"/> GRANDSON	<input checked="" type="checkbox"/> BROTHER-IN-LAW	<input checked="" type="checkbox"/> OTHER (Specify)		
<input type="checkbox"/> GRANDDAUGHTER	<input type="checkbox"/> SISTER-IN-LAW			
<input type="checkbox"/> GRANDCHILD	<input type="checkbox"/> ORPHAN			

FORM 10-637
1910 CENSUS INDEX - INDIVIDUAL

U. S. DEPARTMENT OF COMMERCE
BUREAU OF THE CENSUS

TEXAS

W 300		HEAD OF FAMILY		Richard Hood		E.D.	SHEET
COLOR	W	AGE	40	BIRTHPLACE	Miss	51	79
COUNTY	Fannin			CITY	Honey Grove		
OTHER MEMBERS OF FAMILY							
NAME		RELATIONSHIP	AGE	BIRTHPLACE			
Adler		W	37	Miss			
Howard		S	16	/			
Henry		S	13	/			
Dewey		S	11	/			
- Ellis		D	8	/			
- Vera		D	2	/			
- Joseph		S	5/2	/			

FORM 10-636
1910 CENSUS INDEX - FAMILY

U.S. DEPARTMENT OF COMMERCE
BUREAU OF THE CENSUS

TEXAS

W 300	HEAD OF FAMILY		White Richard	E.O.	SHEET
COLOR	AGE	BIRTHPLACE		155	199
W	34			VOL.	179
COUNTY	TARRANT	CITY	Fort Worth		
OTHER MEMBERS OF FAMILY					
	NAME	RELATIONSHIP	AGE	BIRTHPLACE	
	1 Budie	W	32		

FORM 10 636
1910 CENSUS INDEX - FAMILY

U. S. DEPARTMENT OF COMMERCE
BUREAU OF THE CENSUS

TEXAS

W320		NAME OF INDIVIDUAL Wilt Richard		E.D. 90	SHEET 288
COLOR W	AGE 19	BIRTHPLACE		VOL. 127	
COUNTY Tarrant			CITY		
ENUMERATED WITH Steph Williams					
RELATIONSHIP TO ABOVE					
<input type="checkbox"/> SON	<input type="checkbox"/> NEPHEW	<input type="checkbox"/> STEPSON			
<input type="checkbox"/> DAUGHTER	<input type="checkbox"/> NIECE	<input type="checkbox"/> STEPDAUGHTER			
<input type="checkbox"/> BROTHER	<input type="checkbox"/> FATHER-IN-LAW	<input type="checkbox"/> COUSIN			
<input type="checkbox"/> SISTER	<input type="checkbox"/> MOTHER-IN-LAW	<input type="checkbox"/> HIRED MAN			
<input type="checkbox"/> FATHER	<input type="checkbox"/> SON-IN-LAW	<input checked="" type="checkbox"/> ROOMER			
<input type="checkbox"/> MOTHER	<input type="checkbox"/> DAUGHTER-IN-LAW	<input type="checkbox"/> SERVANT			
<input type="checkbox"/> GRANDSON	<input type="checkbox"/> BROTHER-IN-LAW	<input type="checkbox"/> OTHER (Specify)			
<input type="checkbox"/> GRANDDAUGHTER	<input type="checkbox"/> SISTER-IN-LAW				
<input type="checkbox"/> GRANDCHILD	<input type="checkbox"/> ORPHAN				

FORM 10-637

1910 CENSUS INDEX - INDIVIDUAL

U. S. DEPARTMENT OF COMMERCE
BUREAU OF THE CENSUS

TEXAS

W 300		NAME OF INDIVIDUAL <i>White, Richard</i>		E.O. <i>94</i>	SHEET <i>216</i>
COLOR <i>W</i>	AGE <i>21</i>	BIRTHPLACE <i>S-C.</i>		VOL. <i>128</i>	
COUNTY <i>Tarrant</i>			CITY <i>Fort Worth</i>		
ENUMERATED WITH <i>Purdie, Robert F</i>					
RELATIONSHIP TO ABOVE					
<input type="checkbox"/> SON	<input type="checkbox"/> NEPHEW	<input checked="" type="checkbox"/> STEPSON			
<input type="checkbox"/> DAUGHTER	<input type="checkbox"/> NIECE	<input type="checkbox"/> STEPDAUGHTER			
<input type="checkbox"/> BROTHER	<input type="checkbox"/> FATHER-IN-LAW	<input type="checkbox"/> COUSIN			
<input type="checkbox"/> SISTER	<input type="checkbox"/> MOTHER-IN-LAW	<input type="checkbox"/> HIRED MAN			
<input type="checkbox"/> FATHER	<input type="checkbox"/> SON-IN-LAW	<input type="checkbox"/> ROOMER			
<input type="checkbox"/> MOTHER	<input type="checkbox"/> DAUGHTER-IN-LAW	<input type="checkbox"/> SERVANT			
<input type="checkbox"/> GRANDSON	<input type="checkbox"/> BROTHER-IN-LAW	<input type="checkbox"/> OTHER (Specify)			
<input type="checkbox"/> GRANDDAUGHTER	<input type="checkbox"/> SISTER-IN-LAW				
<input type="checkbox"/> GRANDCHILD	<input type="checkbox"/> ORPHAN				

FORM 10 637
1910 CENSUS INDEX - INDIVIDUAL

U.S. DEPARTMENT OF COMMERCE
BUREAU OF THE CENSUS

TEXAS

L 300		NAME OF INDIVIDUAL Watt Richard		E.D. 110	SHEET 255
COLOR W	AGE 5	BIRTHPLACE		VOL. 128	
COUNTY Tarrant			CITY Fort Worth		
ENUMERATED WITH Farris Lizzie					
RELATIONSHIP TO ABOVE					
<input type="checkbox"/> SON	<input type="checkbox"/> NEPHEW	<input type="checkbox"/> STEPSON			
<input type="checkbox"/> DAUGHTER	<input type="checkbox"/> NIECE	<input type="checkbox"/> STEPDAUGHTER			
<input type="checkbox"/> BROTHER	<input type="checkbox"/> FATHER-IN-LAW	<input type="checkbox"/> COUSIN			
<input type="checkbox"/> SISTER	<input type="checkbox"/> MOTHER-IN-LAW	<input type="checkbox"/> HIRED MAN			
<input type="checkbox"/> FATHER	<input type="checkbox"/> SON-IN-LAW	<input type="checkbox"/> ROOMER			
<input type="checkbox"/> MOTHER	<input type="checkbox"/> DAUGHTER-IN-LAW	<input type="checkbox"/> SERVANT			
<input type="checkbox"/> GRANDSON	<input type="checkbox"/> BROTHER-IN-LAW	<input type="checkbox"/> OTHER (Specify)			
<input type="checkbox"/> GRANDDAUGHTER	<input type="checkbox"/> SISTER-IN-LAW				
<input type="checkbox"/> GRANDCHILD	<input type="checkbox"/> ORPHAN				

FORM 10-637

1910 CENSUS INDEX - INDIVIDUAL

U.S. DEPARTMENT OF COMMERCE
BUREAU OF THE CENSUS

TEXAS

W300		NAME OF INDIVIDUAL		E.D.	SHEET
COLOR		AGE	BIRTHPLACE	77	236
B		17		VOL.	
COUNTY		Travis	CITY	- 137	
ENUMERATED WITH		Austin			
RELATIONSHIP TO ABOVE		Jackson, Andrew			
<input type="checkbox"/> SON	<input type="checkbox"/> NEPHEW	<input checked="" type="checkbox"/> STEPSON			
<input type="checkbox"/> DAUGHTER	<input type="checkbox"/> NIECE	<input type="checkbox"/> STEPDAUGHTER			
<input type="checkbox"/> BROTHER	<input type="checkbox"/> FATHER-IN-LAW	<input type="checkbox"/> COUSIN			
<input type="checkbox"/> SISTER	<input type="checkbox"/> MOTHER-IN-LAW	<input type="checkbox"/> HIRED MAN			
<input type="checkbox"/> FATHER	<input type="checkbox"/> SON-IN-LAW	<input type="checkbox"/> ROOMER			
<input type="checkbox"/> MOTHER	<input type="checkbox"/> DAUGHTER-IN-LAW	<input type="checkbox"/> SERVANT			
<input type="checkbox"/> GRANDSON	<input type="checkbox"/> BROTHER-IN-LAW	<input type="checkbox"/> OTHER (Specify)			
<input type="checkbox"/> GRANDDAUGHTER	<input type="checkbox"/> SISTER-IN-LAW				
<input type="checkbox"/> GRANDCHILD	<input type="checkbox"/> ORPHAN				

FORM 10-637
1910 CENSUS INDEX - INDIVIDUALU.S. DEPARTMENT OF COMMERCE
BUREAU OF THE CENSUS

TEXAS

W 300		NAME OF INDIVIDUAL <i>Wade, Richard</i>		E. D.	SHEET
COLOR <i>(W)</i>	AGE <i>65</i>	BIRTHPLACE <i>Scotland</i>		<i>164</i>	<i>40</i>
COUNTY <i>-</i>	CITY <i>-</i>			VOL. <i>144</i>	
ENUMERATED WITH <i>Wilson</i>					
RELATIONSHIP TO ABOVE <i>Johnnie Dallas J</i>					
<input type="checkbox"/> SON	<input type="checkbox"/> NEPHEW	<input type="checkbox"/> STEPSON			
<input type="checkbox"/> DAUGHTER	<input type="checkbox"/> NIECE	<input type="checkbox"/> STEPDAUGHTER			
<input type="checkbox"/> BROTHER	<input type="checkbox"/> FATHER-IN-LAW	<input type="checkbox"/> COUSIN			
<input type="checkbox"/> SISTER	<input type="checkbox"/> MOTHER-IN-LAW	<input type="checkbox"/> HIRED MAN			
<input type="checkbox"/> FATHER	<input type="checkbox"/> SON-IN-LAW	<input checked="" type="checkbox"/> ROOMER			
<input type="checkbox"/> MOTHER	<input type="checkbox"/> DAUGHTER-IN-LAW	<input type="checkbox"/> SERVANT			
<input type="checkbox"/> GRANDSON	<input type="checkbox"/> BROTHER-IN-LAW	<input type="checkbox"/> OTHER (Specify)			
<input type="checkbox"/> GRANDDAUGHTER	<input type="checkbox"/> SISTER-IN-LAW				
<input type="checkbox"/> GRANDCHILD	<input type="checkbox"/> ORPHAN				

FORM BC-627 (5-9-57)
FORMERLY 109637

1910 CENSUS INDEX - INDIVIDUAL

U.S. DEPARTMENT OF COMMERCE
BUREAU OF THE CENSUS

TEXAS

W 300		HEAD OF FAMILY		White Richard		E.D.	SHEET
COLOR	W	AGE	32	BIRTHPLACE	Ala.	116-17	
COUNTY	Ellis			CITY		VOL.	46
OTHER MEMBERS OF FAMILY							
NAME		RELATIONSHIP	AGE	BIRTHPLACE			
Mary		W	31				
Crestland		S	2				
Cresswell		S	12				
William Annie		SD	16				
Alice		SD	14				
Samuel		SD	10				
Ludette		SD	8				

FORM 10 636

1910 CENSUS INDEX - FAMILY

U.S. DEPARTMENT OF COMMERCE
BUREAU OF THE CENSUS

TEXAS

	HEAD OF FAMILY <i>Richard</i>		E.D. <i>107</i>	SHEET <i>59</i>
COLOR <i>White</i>	AGE <i>24</i>	BIRTHPLACE	VOL. <i>138</i>	
COUNTY <i>Trinity</i>	CITY			
OTHER MEMBERS OF FAMILY				
	NAME	RELATION- SHIP	AGE	BIRTHPLACE
<i>1</i>	<i>Walter</i>	<i>W</i>	<i>18</i>	
	<i>Emma</i>	<i>D</i>	<i>3 1/2</i>	

FORM 10-638

1910 CENSUS INDEX - FAMILY

U.S. DEPARTMENT OF COMMERCE
BUREAU OF THE CENSUS

11-3070		HEAD OF FAMILY		TEXAS	
COLOR		AGE	BIRTHPLACE	E.O.	SHEET
W		29		25	31
COUNTY			CITY	VOL.	
Erath				48	
OTHER MEMBERS OF FAMILY					
NAME		RELATIONSHIP	AGE	BIRTHPLACE	
Mattie E		W	26	Ga.	
Luelle C.		S	4		
Raymond R.		S	2		

FORM 10-636
1910 CENSUS INDEX - FAMILY

U.S. DEPARTMENT OF COMMERCE
BUREAU OF THE CENSUS

TEXAS

10300	HEAD OF FAMILY White Richard		E.O. 45	SHEET 91
COLOR W	AGE 77	BIRTHPLACE Eng.	VOL. 69	
COUNTY Harris	CITY Houston Heights			
OTHER MEMBERS OF FAMILY				
NAME		RELATIONSHIP	AGE	BIRTHPLACE
Mina		W	46	Canada
William Henry		S	21	
Winna		D	18	
Arthur		S	16	
Cora		D	12	
Alfred Edward		S	8	
Harriet		D	2	

FORM 10 636
1910 CENSUS INDEX - FAMILY

U. S. DEPARTMENT OF COMMERCE
BUREAU OF THE CENSUS

TEXAS

U300	NAME OF INDIVIDUAL <i>Wade Richard</i>		E.O. <i>81</i>	SHEET <i>212</i>
COLOR <i>Blk</i>	AGE <i>46</i>	BIRTHPLACE	VOL. <i>44</i>	
COUNTY <i>Harris</i>		CITY <i>Houston</i>		
ENUMERATED WITH <i>Harrison S W</i>				
RELATIONSHIP TO ABOVE				
<input type="checkbox"/> SON	<input type="checkbox"/> NEPHEW	<input type="checkbox"/> STEPSON		
<input type="checkbox"/> DAUGHTER	<input type="checkbox"/> NIECE	<input type="checkbox"/> STEPDAUGHTER		
<input type="checkbox"/> BROTHER	<input type="checkbox"/> FATHER-IN-LAW	<input type="checkbox"/> COUSIN		
<input type="checkbox"/> SISTER	<input type="checkbox"/> MOTHER-IN-LAW	<input type="checkbox"/> HIRED MAN		
<input type="checkbox"/> FATHER	<input type="checkbox"/> SON-IN-LAW	<input checked="" type="checkbox"/> ROOMER		
<input type="checkbox"/> MOTHER	<input type="checkbox"/> DAUGHTER-IN-LAW	<input type="checkbox"/> SERVANT		
<input type="checkbox"/> GRANDSON	<input type="checkbox"/> BROTHER-IN-LAW	<input type="checkbox"/> OTHER (Specify)		
<input type="checkbox"/> GRANDDAUGHTER	<input type="checkbox"/> SISTER-IN-LAW			
<input type="checkbox"/> GRANDCHILD	<input type="checkbox"/> ORPHAN			

FORM 10 637
1910 CENSUS INDEX - INDIVIDUAL

U.S. DEPARTMENT OF COMMERCE
BUREAU OF THE CENSUS

TEXAS

W 300	NAME OF INDIVIDUAL <i>White, Richard</i>		E. D. 89	SHEET 76
COLOR <i>mu</i>	AGE 21	BIRTHPLACE		VOL. 6
COUNTY <i>Grayson</i>		CITY <i>Merison</i>		
ENUMERATED WITH <i>Rivers, Mollie</i>				
RELATIONSHIP TO ABOVE				
<input checked="" type="checkbox"/> SON	<input type="checkbox"/> NEPHEW	<input type="checkbox"/> STEPSON		
<input type="checkbox"/> DAUGHTER	<input type="checkbox"/> NIECE	<input type="checkbox"/> STEPDAUGHTER		
<input type="checkbox"/> BROTHER	<input type="checkbox"/> FATHER-IN-LAW	<input type="checkbox"/> COUSIN		
<input type="checkbox"/> SISTER	<input type="checkbox"/> MOTHER-IN-LAW	<input type="checkbox"/> HIRED MAN		
<input type="checkbox"/> FATHER	<input type="checkbox"/> SON-IN-LAW	<input type="checkbox"/> ROOMER		
<input type="checkbox"/> MOTHER	<input type="checkbox"/> DAUGHTER-IN-LAW	<input type="checkbox"/> SERVANT		
<input type="checkbox"/> GRANDSON	<input type="checkbox"/> BROTHER-IN-LAW	<input type="checkbox"/> OTHER (Specify)		
<input type="checkbox"/> GRANDDAUGHTER	<input type="checkbox"/> SISTER-IN-LAW			
<input type="checkbox"/> GRANDCHILD	<input type="checkbox"/> ORPHAN			

FORM 10-637
1910 CENSUS INDEX - INDIVIDUAL

U. S. DEPARTMENT OF COMMERCE
BUREAU OF THE CENSUS

TEXAS

10300	HEAD OF FAMILY White Richard		E.D. 3	SHEET 13
COLOR B	AGE 27	BIRTHPLACE	VOL. 58	
COUNTY Grimes		CITY		
OTHER MEMBERS OF FAMILY				
NAME		RELATIONSHIP	AGE	BIRTHPLACE
Estella		W	18	
Mattie B		D	3	
Henry		S	1	

FORM 10 636
1910 CENSUS INDEX - FAMILY

U.S. DEPARTMENT OF COMMERCE
BUREAU OF THE CENSUS

TEXAS

W300	NAME OF INDIVIDUAL <i>Walter Rish</i>		E.D. 91	SHEET 257
COLOR <i>B</i>	AGE <i>31</i>	BIRTHPLACE -	VOL. <i>104</i>	
COUNTY <i>TOLK</i>	CITY		<i>ff</i>	
ENUMERATED WITH <i>Warren Brown</i>				
RELATIONSHIP TO ABOVE				
<input type="checkbox"/> SON	<input type="checkbox"/> NEPHEW	<input type="checkbox"/> STEPSON		
<input type="checkbox"/> DAUGHTER	<input type="checkbox"/> NIECE	<input type="checkbox"/> STEPDAUGHTER		
<input type="checkbox"/> BROTHER	<input type="checkbox"/> FATHER-IN-LAW	<input type="checkbox"/> COUSIN		
<input type="checkbox"/> SISTER	<input type="checkbox"/> MOTHER-IN-LAW	<input type="checkbox"/> HIRED MAN		
<input type="checkbox"/> FATHER	<input type="checkbox"/> SON-IN-LAW	<input checked="" type="checkbox"/> ROOMER		
<input type="checkbox"/> MOTHER	<input type="checkbox"/> DAUGHTER-IN-LAW	<input type="checkbox"/> SERVANT		
<input type="checkbox"/> GRANDSON	<input type="checkbox"/> BROTHER-IN-LAW	<input type="checkbox"/> OTHER (<i>Specify</i>)		
<input type="checkbox"/> GRANDDAUGHTER	<input type="checkbox"/> SISTER-IN-LAW			
<input type="checkbox"/> GRANDCHILD	<input type="checkbox"/> ORPHAN			

FORM 10-637

1910 CENSUS INDEX - INDIVIDUAL

U.S. DEPARTMENT OF COMMERCE
BUREAU OF THE CENSUS

TEXAS

A. 900		NAME OF INDIVIDUAL Wood Rice		E. D.	SHEET
COLOR W	AGE 35	BIRTHPLACE Tenn		60	325
COUNTY		CITY		VOL.	35
	Dallas		Dallas		
ENUMERATED WITH Wood Dennis H.					
RELATIONSHIP TO ABOVE					
<input type="checkbox"/> SON	<input type="checkbox"/> NEPHEW	<input type="checkbox"/> STEPSON			
<input type="checkbox"/> DAUGHTER	<input type="checkbox"/> NIECE	<input type="checkbox"/> STEPDAUGHTER			
<input checked="" type="checkbox"/> BROTHER	<input type="checkbox"/> FATHER-IN-LAW	<input type="checkbox"/> COUSIN			
<input type="checkbox"/> SISTER	<input type="checkbox"/> MOTHER-IN-LAW	<input type="checkbox"/> HIRED MAN			
<input type="checkbox"/> FATHER	<input type="checkbox"/> SON-IN-LAW	<input type="checkbox"/> ROOMER			
<input type="checkbox"/> MOTHER	<input type="checkbox"/> DAUGHTER-IN-LAW	<input type="checkbox"/> SERVANT			
<input type="checkbox"/> GRANDSON	<input type="checkbox"/> BROTHER-IN-LAW	<input type="checkbox"/> OTHER (Specify)			
<input type="checkbox"/> GRANDDAUGHTER	<input type="checkbox"/> SISTER-IN-LAW				
<input type="checkbox"/> GRANDCHILD	<input type="checkbox"/> ORPHAN				

FORM 10-637
1910 CENSUS INDEX - INDIVIDUAL

U. S. DEPARTMENT OF COMMERCE
BUREAU OF THE CENSUS

TEXAS

14300		NAME OF INDIVIDUAL Wade Rice		E. D.	SHEET
COLOR B	AGE 5	BIRTHPLACE Miss		125	181
COUNTY Leon			CITY	VOL.	819
ENUMERATED WITH Armstrong J A					
RELATIONSHIP TO ABOVE					
<input type="checkbox"/> SON	<input type="checkbox"/> NEPHEW	<input type="checkbox"/> STEPSON			
<input type="checkbox"/> DAUGHTER	<input type="checkbox"/> NIECE	<input type="checkbox"/> STEPDAUGHTER			
<input type="checkbox"/> BROTHER	<input type="checkbox"/> FATHER-IN-LAW	<input type="checkbox"/> COUSIN			
<input type="checkbox"/> SISTER	<input type="checkbox"/> MOTHER-IN-LAW	<input type="checkbox"/> HIRED MAN			
<input type="checkbox"/> FATHER	<input type="checkbox"/> SON-IN-LAW	<input type="checkbox"/> ROOMER			
<input type="checkbox"/> MOTHER	<input type="checkbox"/> DAUGHTER-IN-LAW	<input type="checkbox"/> SERVANT			
<input checked="" type="checkbox"/> GRANDSON	<input type="checkbox"/> BROTHER-IN-LAW	<input type="checkbox"/> OTHER (Specify)			
<input type="checkbox"/> GRANDDAUGHTER	<input type="checkbox"/> SISTER-IN-LAW				
<input type="checkbox"/> GRANDCHILD	<input type="checkbox"/> ORPHAN				

FORM 10-637
1910 CENSUS INDEX - INDIVIDUAL

U S DEPARTMENT OF COMMERCE
BUREAU OF THE CENSUS

TEXAS

W 300	NAME OF INDIVIDUAL		E.D.	SHEET
COLOR	AGE	BIRTHPLACE	VOL.	
COUNTY		CITY		
Milam				
ENUMERATED WITH				
RELATIONSHIP TO ABOVE				
<input type="checkbox"/> SON	<input checked="" type="checkbox"/> NEPHEW	<input type="checkbox"/> STEPSON		
<input type="checkbox"/> DAUGHTER	<input type="checkbox"/> NIECE	<input type="checkbox"/> STEPDAUGHTER		
<input type="checkbox"/> BROTHER	<input type="checkbox"/> FATHER-IN-LAW	<input type="checkbox"/> COUSIN		
<input type="checkbox"/> SISTER	<input type="checkbox"/> MOTHER-IN-LAW	<input type="checkbox"/> HIRED MAN		
<input type="checkbox"/> FATHER	<input type="checkbox"/> SON-IN-LAW	<input type="checkbox"/> ROOMER		
<input type="checkbox"/> MOTHER	<input type="checkbox"/> DAUGHTER-IN-LAW	<input type="checkbox"/> SERVANT		
<input type="checkbox"/> GRANDSON	<input type="checkbox"/> BROTHER-IN-LAW	<input type="checkbox"/> OTHER (Specify)		
<input type="checkbox"/> GRANDDAUGHTER	<input type="checkbox"/> SISTER-IN-LAW			
<input type="checkbox"/> GRANDCHILD	<input type="checkbox"/> ORPHAN			

FORM 10 637

1910 CENSUS INDEX - INDIVIDUAL

U.S. DEPARTMENT OF COMMERCE
BUREAU OF THE CENSUS

TEXAS

W300	HEAD OF FAMILY		White Ribbon	E.D.	SHEET
COLOR	AGE	BIRTHPLACE		92	133
B	45			VOL.	59
COUNTY	Gonzales		CITY	1	
OTHER MEMBERS OF FAMILY					
NAME		RELATIONSHIP	AGE	BIRTHPLACE	
Doris		W	35		
Stella		D	4		
Harris JHS		SS	16		

FORM TO 636
1910 CENSUS INDEX - FAMILY

U.S. DEPARTMENT OF COMMERCE
BUREAU OF THE CENSUS

TEXAS

6.300		HEAD OF FAMILY		E.O.	SHEET
1		19	BIRTHPLACE	137	553
COLOR	AGE	BIRTHPLACE		VOL. 86	
COUNTY			CITY		
Jones			...		
OTHER MEMBERS OF FAMILY					
NAME		RELATIONSHIP	AGE	BIRTHPLACE	
...		S	27	...	
...		S	22	...	
...		S	19	...	
...		S	16	...	
...		S	14	...	
...		S	12	...	
...		D	10	...	

FORM 10 636
1910 CENSUS INDEX - FAMILY

U. S. DEPARTMENT OF COMMERCE
BUREAU OF THE CENSUS

TEXAS

W300	HEAD OF FAMILY		W. L. Whitey, P. R. Genia S	E. D.	SHEET
COLOR B	AGE 31	BIRTHPLACE Emu		73	119
COUNTY			CITY	VOL. 45	
El Paso			E		
OTHER MEMBERS OF FAMILY					
NAME		RELATIONSHIP	AGE	BIRTHPLACE	
W. L. Whitey					

FORM 10 636
1910 CENSUS INDEX - FAMILY

U. S. DEPARTMENT OF COMMERCE
BUREAU OF THE CENSUS

TEXAS

60300		HEAD OF FAMILY		E.D.	SHEET
COLOR	AGE	BIRTHPLACE		141	182
COUNTY	Matagorda			VOL.	101
		CITY		Wing City	
OTHER MEMBERS OF FAMILY					
NAME		RELATIONSHIP	AGE	BIRTHPLACE	
[Faint handwritten name]		[Faint handwritten relationship]	26	Ky	
[Faint handwritten name]		[Faint handwritten relationship]	17/2	J	
[Faint handwritten name]		[Faint handwritten relationship]	2		
[Faint handwritten name]		[Faint handwritten relationship]	2/2		

FORM 10-636
1910 CENSUS INDEX - FAMILY

U.S. DEPARTMENT OF COMMERCE
BUREAU OF THE CENSUS

TEXAS

HEAD OF FAMILY		White Reuben E		E.D.	SHEET
COLOR	AGE	BIRTHPLACE		134	196
W	55	Ark		VOL.	149
COUNTY			CITY		
Wood					
OTHER MEMBERS OF FAMILY					
NAME		RELATIONSHIP	AGE	BIRTHPLACE	
Thelma J		W	47	Ala	
Klanton E		S	17		
Zelma D		W	16		
Dennis J		D	6		
Reuben E Jr		S	8		

FORM 10 636
1910 CENSUS INDEX - FAMILY

U. S. DEPARTMENT OF COMMERCE
BUREAU OF THE CENSUS

TEXAS

W300		NAME OF INDIVIDUAL White Reuben		E.D. 143	SHEET 32
COLOR W	AGE 12	BIRTHPLACE		VOL. 130	
COUNTY Tarrant		CITY Fort Worth			
ENUMERATED WITH James James A.					
RELATIONSHIP TO ABOVE					
<input type="checkbox"/> SON	<input checked="" type="checkbox"/> NEPHEW	<input type="checkbox"/> STEPSON			
<input type="checkbox"/> DAUGHTER	<input type="checkbox"/> NIECE	<input type="checkbox"/> STEPDAUGHTER			
<input type="checkbox"/> BROTHER	<input type="checkbox"/> FATHER-IN-LAW	<input type="checkbox"/> COUSIN			
<input type="checkbox"/> SISTER	<input type="checkbox"/> MOTHER-IN-LAW	<input type="checkbox"/> HIRED MAN			
<input type="checkbox"/> FATHER	<input type="checkbox"/> SON-IN-LAW	<input type="checkbox"/> ROOMER			
<input type="checkbox"/> MOTHER	<input type="checkbox"/> DAUGHTER-IN-LAW	<input type="checkbox"/> SERVANT			
<input type="checkbox"/> GRANDSON	<input type="checkbox"/> BROTHER-IN-LAW	<input type="checkbox"/> OTHER (Specify)			
<input type="checkbox"/> GRANDDAUGHTER	<input type="checkbox"/> SISTER-IN-LAW				
<input type="checkbox"/> GRANDCHILD	<input type="checkbox"/> ORPHAN				

FORM 10 637
1910 CENSUS INDEX - INDIVIDUAL

U. S. DEPARTMENT OF COMMERCE
BUREAU OF THE CENSUS

TEXAS

101300	HEAD OF FAMILY <i>White</i>		E.D. <i>26</i>	SHEET <i>18</i>
COLOR <i>B -</i>	AGE <i>23</i>	BIRTHPLACE -		VOL. <i>19</i>
COUNTY -		Caldwell		
CITY				
OTHER MEMBERS OF FAMILY				
NAME		RELATIONSHIP	AGE	BIRTHPLACE
<i>Sadway, J. Mottu</i>		<i>C</i>	<i>19</i>	

FORM 10-636
1910 CENSUS INDEX - FAMILY

U. S. DEPARTMENT OF COMMERCE
BUREAU OF THE CENSUS

TEXAS

W 300		NAME OF INDIVIDUAL		E.O.	SHEET
COLOR	AGE	BIRTHPLACE	VOL.		
COUNTY			CITY		
Milam					
ENUMERATED WITH					
RELATIONSHIP TO ABOVE					
<input type="checkbox"/> SON	<input type="checkbox"/> NEPHEW	<input type="checkbox"/> STEPSON			
<input type="checkbox"/> DAUGHTER	<input type="checkbox"/> NIECE	<input type="checkbox"/> STEPDAUGHTER			
<input type="checkbox"/> BROTHER	<input type="checkbox"/> FATHER-IN-LAW	<input type="checkbox"/> COUSIN			
<input type="checkbox"/> SISTER	<input type="checkbox"/> MOTHER-IN-LAW	<input type="checkbox"/> HIRED MAN			
<input type="checkbox"/> FATHER	<input type="checkbox"/> SON-IN-LAW	<input type="checkbox"/> ROOMER			
<input type="checkbox"/> MOTHER	<input type="checkbox"/> DAUGHTER-IN-LAW	<input type="checkbox"/> SERVANT			
<input type="checkbox"/> GRANDSON	<input type="checkbox"/> BROTHER-IN-LAW	<input type="checkbox"/> OTHER (Specify)			
<input type="checkbox"/> GRANDDAUGHTER	<input type="checkbox"/> SISTER-IN-LAW				
<input type="checkbox"/> GRANDCHILD	<input type="checkbox"/> ORPHAN				

FORM 10-637
1910 CENSUS INDEX - INDIVIDUAL

U. S. DEPARTMENT OF COMMERCE,
BUREAU OF THE CENSUS

TEXAS

10300	NAME OF INDIVIDUAL Wade Rena		E.D. 62	SHEET 24
COLOR B	AGE 2	BIRTHPLACE	VOL. 78	
COUNTY Houston		CITY Crockett		
ENUMERATED WITH Lagway Tom				
RELATIONSHIP TO ABOVE				
<input type="checkbox"/> SON	<input type="checkbox"/> NEPHEW	<input type="checkbox"/> STEPSON		
<input type="checkbox"/> DAUGHTER	<input type="checkbox"/> NIECE	<input type="checkbox"/> STEPDAUGHTER		
<input type="checkbox"/> BROTHER	<input type="checkbox"/> FATHER-IN-LAW	<input type="checkbox"/> COUSIN		
<input type="checkbox"/> SISTER	<input type="checkbox"/> MOTHER-IN-LAW	<input type="checkbox"/> HIRED MAN		
<input type="checkbox"/> FATHER	<input type="checkbox"/> SON-IN-LAW	<input type="checkbox"/> ROOMER		
<input type="checkbox"/> MOTHER	<input type="checkbox"/> DAUGHTER-IN-LAW	<input type="checkbox"/> SERVANT		
<input type="checkbox"/> GRANDSON	<input type="checkbox"/> BROTHER-IN-LAW	<input type="checkbox"/> OTHER (Specify)		
<input checked="" type="checkbox"/> GRANDDAUGHTER	<input type="checkbox"/> SISTER-IN-LAW			
<input type="checkbox"/> GRANDCHILD	<input type="checkbox"/> ORPHAN			

FORM 10 637

1910 CENSUS INDEX - INDIVIDUAL

U S DEPARTMENT OF COMMERCE
BUREAU OF THE CENSUS

TEXAS

326	HEAD OF FAMILY - W. H. G. King		E.D. 89	SHEET 188
COLOR W	AGE 55	BIRTHPLACE Tenn	VOL. 126	
COUNTY Smith		CITY		
OTHER MEMBERS OF FAMILY				
NAME		RELATIONSHIP	AGE	BIRTHPLACE
Newcomb James		S	21	
/ Sweeney		D	21	
/ Ruthie		E	6/12	

FORM 10-636

1910 CENSUS INDEX - FAMILY

U. S. DEPARTMENT OF COMMERCE
BUREAU OF THE CENSUS

TEXAS

W 300	NAME OF INDIVIDUAL <i>White Rena</i>		E.O. 95	SHEET 139
COLOR B	AGE 74	BIRTHPLACE	VOL. 109	
COUNTY Nacogdoches		CITY <i>Nacogdoches</i>		
ENUMERATED WITH <i>Oldrege Lewis</i>				
RELATIONSHIP TO ABOVE				
<input type="checkbox"/> SON	<input type="checkbox"/> NEPHEW	<input type="checkbox"/> STEPSON		
<input type="checkbox"/> DAUGHTER	<input type="checkbox"/> NIECE	<input type="checkbox"/> STEPDAUGHTER		
<input type="checkbox"/> BROTHER	<input type="checkbox"/> FATHER-IN-LAW	<input type="checkbox"/> COUSIN		
<input type="checkbox"/> SISTER	<input type="checkbox"/> MOTHER-IN-LAW	<input type="checkbox"/> HIRED MAN		
<input type="checkbox"/> FATHER	<input type="checkbox"/> SON-IN-LAW	<input type="checkbox"/> ROOMER		
<input type="checkbox"/> MOTHER	<input type="checkbox"/> DAUGHTER-IN-LAW	<input type="checkbox"/> SERVANT		
<input type="checkbox"/> GRANDSON	<input type="checkbox"/> BROTHER-IN-LAW	<input type="checkbox"/> OTHER (Specify)		
<input type="checkbox"/> GRANDDAUGHTER	<input type="checkbox"/> SISTER-IN-LAW			
<input type="checkbox"/> GRANDCHILD	<input type="checkbox"/> ORPHAN			

FORM 10 637
1910 CENSUS INDEX - INDIVIDUAL

U.S. DEPARTMENT OF COMMERCE
BUREAU OF THE CENSUS

TEXAS

W300	HEAD OF FAMILY <i>Wied Reinhardt</i>		E.D. <i>22</i>	SHEET <i>11</i>
COLOR <i>W</i>	AGE <i>36</i>	BIRTHPLACE	VOL. <i>28</i>	
COUNTY	Colorado		CITY	
OTHER MEMBERS OF FAMILY				
NAME		RELATIONSHIP	AGE	BIRTHPLACE
<i>Selma</i>		<i>W</i>	<i>33</i>	
<i>Nora</i>		<i>D</i>	<i>14</i>	
<i>Emma</i>		<i>D</i>	<i>13</i>	
<i>Hattie</i>		<i>D</i>	<i>11</i>	
<i>Willie</i>		<i>S</i>	<i>9</i>	
<i>Alex</i>		<i>S</i>	<i>8</i>	
<i>Henry</i>		<i>S</i>	<i>6</i>	

FORM 10-636A

1910 CENSUS INDEX - INDIVIDUAL

U.S. DEPARTMENT OF COMMERCE
BUREAU OF THE CENSUS

TEXAS

W300	NAME OF INDIVIDUAL Wood Reese		E.D. 85	SHEET 182
COLOR W	AGE 25	BIRTHPLACE Tex	VOL. 126	
COUNTY Smith		CITY		
ENUMERATED WITH Bartley Nancy J				
RELATIONSHIP TO ABOVE				
<input checked="" type="checkbox"/> SON	<input type="checkbox"/> NEPHEW	<input type="checkbox"/> STEPSON		
<input type="checkbox"/> DAUGHTER	<input type="checkbox"/> NIECE	<input type="checkbox"/> STEPDAUGHTER		
<input type="checkbox"/> BROTHER	<input type="checkbox"/> FATHER-IN-LAW	<input type="checkbox"/> COUSIN		
<input type="checkbox"/> SISTER	<input type="checkbox"/> MOTHER-IN-LAW	<input type="checkbox"/> HIRED MAN		
<input type="checkbox"/> FATHER	<input type="checkbox"/> SON-IN-LAW	<input type="checkbox"/> ROOMER		
<input type="checkbox"/> MOTHER	<input type="checkbox"/> DAUGHTER-IN-LAW	<input type="checkbox"/> SERVANT		
<input type="checkbox"/> GRANDSON	<input type="checkbox"/> BROTHER-IN-LAW	<input type="checkbox"/> OTHER (Specify)		
<input type="checkbox"/> GRANDDAUGHTER	<input type="checkbox"/> SISTER-IN-LAW			
<input type="checkbox"/> GRANDCHILD	<input type="checkbox"/> ORPHAN			

FORM 10-637 (9-18-62)

1910 CENSUS INDEX - INDIVIDUAL

U.S. DEPARTMENT OF COMMERCE
BUREAU OF THE CENSUS

* GPO : 1962 O-641423

TEXAS

60300		HEAD OF FAMILY		White Road		E.D.	SHEET
COLOR	6	AGE	17.8	BIRTHPLACE		100	68
COUNTY	barnet			CITY		VOL.	91
OTHER MEMBERS OF FAMILY							
NAME	RELATIONSHIP	AGE	BIRTHPLACE				
Jeta	w	30					
Maggie	d	14					
William	S	7					
Ray	D	3					
Wend	D	2					

FORM 10 636 =
1910 CENSUS INDEX - FAMILY

U S DEPARTMENT OF COMMERCE
BUREAU OF THE CENSUS.

TEXAS

U 300	NAME OF INDIVIDUAL <i>White Rebecca</i>		E.D. <i>207</i>	SHEET <i>241</i>
COLOR <i>w</i>	AGE <i>78</i>	BIRTHPLACE <i>Miss</i>	VOL. <i>113</i>	
COUNTY <i>Reeves</i>		CITY		
ENUMERATED WITH <i>Selman Elmer O.</i>				
RELATIONSHIP TO ABOVE				
<input type="checkbox"/> SON	<input type="checkbox"/> NEPHEW	<input type="checkbox"/> STEPSON		
<input type="checkbox"/> DAUGHTER	<input type="checkbox"/> NIECE	<input type="checkbox"/> STEPDAUGHTER		
<input type="checkbox"/> BROTHER	<input type="checkbox"/> FATHER-IN-LAW	<input type="checkbox"/> COUSIN		
<input type="checkbox"/> SISTER	<input checked="" type="checkbox"/> MOTHER-IN-LAW	<input type="checkbox"/> HIRED MAN		
<input type="checkbox"/> FATHER	<input type="checkbox"/> SON-IN-LAW	<input type="checkbox"/> ROOMER		
<input type="checkbox"/> MOTHER	<input type="checkbox"/> DAUGHTER-IN-LAW	<input type="checkbox"/> SERVANT		
<input type="checkbox"/> GRANDSON	<input type="checkbox"/> BROTHER-IN-LAW	<input type="checkbox"/> OTHER (Specify)		
<input type="checkbox"/> GRANDDAUGHTER	<input type="checkbox"/> SISTER-IN-LAW			
<input type="checkbox"/> GRANDCHILD	<input type="checkbox"/> ORPHAN			

FORM 10 637

1910 CENSUS INDEX - INDIVIDUAL

U S DEPARTMENT OF COMMERCE
BUREAU OF THE CENSUS

TEXAS

10 300		HEAD OF FAMILY		Ward Rebecca S		E.O.	SHEET
W		AGE	BIRTHPLACE			49	69
COUNTY		Harrison		CITY		VOL. 71	
				Marshall			
OTHER MEMBERS OF FAMILY							
NAME		RELATIONSHIP		AGE		BIRTHPLACE	
/		Aunt H		Aunt		11	
/		Mary L.		Aunt		8	
/		Hendrick Mary E.		Aunt		61	
/		Joe S.		Aunt		53	

FORM 10 636
1910 CENSUS INDEX - FAMILY

U.S. DEPARTMENT OF COMMERCE
BUREAU OF THE CENSUS

TEXAS

W 300	NAME OF INDIVIDUAL <i>White Rebecca</i>		E.D. 170	SHEET 38
COLOR <i>B</i>	AGE <i>2</i>	BIRTHPLACE	VOL. <i>81</i>	
COUNTY <i>Jasper</i>		CITY		
ENUMERATED WITH <i>Neal Henry</i>				
RELATIONSHIP TO ABOVE				
<input type="checkbox"/> SON	<input type="checkbox"/> NEPHEW	<input type="checkbox"/> STEPSON		
<input type="checkbox"/> DAUGHTER	<input type="checkbox"/> NIECE	<input type="checkbox"/> STEPDAUGHTER		
<input type="checkbox"/> BROTHER	<input type="checkbox"/> FATHER-IN-LAW	<input type="checkbox"/> COUSIN		
<input type="checkbox"/> SISTER	<input type="checkbox"/> MOTHER-IN-LAW	<input type="checkbox"/> HIRED MAN		
<input type="checkbox"/> FATHER	<input type="checkbox"/> SON-IN-LAW	<input type="checkbox"/> ROOMER		
<input type="checkbox"/> MOTHER	<input type="checkbox"/> DAUGHTER-IN-LAW	<input type="checkbox"/> SERVANT		
<input type="checkbox"/> GRANDSON	<input type="checkbox"/> BROTHER-IN-LAW	<input type="checkbox"/> OTHER (<i>Specify</i>)		
<input type="checkbox"/> GRANDDAUGHTER	<input type="checkbox"/> SISTER-IN-LAW			
<input type="checkbox"/> GRANDCHILD	<input type="checkbox"/> ORPHAN			

FORM 10-637
1910 CENSUS INDEX - INDIVIDUAL

U S DEPARTMENT OF COMMERCE
BUREAU OF THE CENSUS

TEXAS

W300	NAME OF INDIVIDUAL <i>White Rebecca</i>		E.D. <i>225</i>	SHEET <i>374</i>
COLOR <i>B</i>	AGE <i>36</i>	BIRTHPLACE <i>Miss</i>	VOL <i>741</i>	
COUNTY <i>Wichita</i>		CITY <i>Wichita</i>		
ENUMERATED WITH <i>no head</i>				
RELATIONSHIP TO ABOVE				
<input type="checkbox"/> SON	<input type="checkbox"/> NEPHEW	<input type="checkbox"/> STEPSON		
<input type="checkbox"/> DAUGHTER	<input type="checkbox"/> NIECE	<input type="checkbox"/> STEPDAUGHTER		
<input type="checkbox"/> BROTHER	<input type="checkbox"/> FATHER-IN-LAW	<input type="checkbox"/> COUSIN		
<input type="checkbox"/> SISTER	<input type="checkbox"/> MOTHER-IN-LAW	<input type="checkbox"/> HIRED MAN		
<input type="checkbox"/> FATHER	<input type="checkbox"/> SON-IN-LAW	<input type="checkbox"/> ROOMER		
<input type="checkbox"/> MOTHER	<input type="checkbox"/> DAUGHTER-IN-LAW	<input type="checkbox"/> SERVANT		
<input type="checkbox"/> GRANDSON	<input type="checkbox"/> BROTHER-IN-LAW	<input checked="" type="checkbox"/> OTHER (Specify)		
<input type="checkbox"/> GRANDDAUGHTER	<input type="checkbox"/> SISTER-IN-LAW	<i>Cook</i>		
<input type="checkbox"/> GRANDCHILD	<input type="checkbox"/> ORPHAN			

FORM BC-627 (5-5-67)
FORMERLY 10-637

U.S. DEPARTMENT OF COMMERCE
BUREAU OF THE CENSUS

1910 CENSUS INDEX - INDIVIDUAL

TEXAS

W300		NAME OF INDIVIDUAL <i>White, Rebecca</i>		E. D. 225	SHEET 175
COLOR B	AGE 35	BIRTHPLACE		VOL. 145	
COUNTY Wichita		CITY Wichita Falls			
ENUMERATED WITH <i>May, Harry H.</i>					
RELATIONSHIP TO ABOVE					
<input type="checkbox"/> SON	<input type="checkbox"/> NEPHEW	<input type="checkbox"/> STEPSON			
<input type="checkbox"/> DAUGHTER	<input type="checkbox"/> NIECE	<input type="checkbox"/> STEPDAUGHTER			
<input type="checkbox"/> BROTHER	<input type="checkbox"/> FATHER-IN-LAW	<input type="checkbox"/> COUSIN			
<input type="checkbox"/> SISTER	<input type="checkbox"/> MOTHER-IN-LAW	<input type="checkbox"/> HIRED MAN			
<input type="checkbox"/> FATHER	<input type="checkbox"/> SON-IN-LAW	<input type="checkbox"/> ROOMER			
<input type="checkbox"/> MOTHER	<input type="checkbox"/> DAUGHTER-IN-LAW	<input checked="" type="checkbox"/> SERVANT			
<input type="checkbox"/> GRANDSON	<input type="checkbox"/> BROTHER-IN-LAW	<input type="checkbox"/> OTHER (Specify)			
<input type="checkbox"/> GRANDDAUGHTER	<input type="checkbox"/> SISTER-IN-LAW				
<input type="checkbox"/> GRANDCHILD	<input type="checkbox"/> ORPHAN				

FORM BC-627 (5-5-67)
FORMERLY 10-637

U.S. DEPARTMENT OF COMMERCE
BUREAU OF THE CENSUS

1910 CENSUS INDEX - INDIVIDUAL

TEXAS

W 300	NAME OF INDIVIDUAL <i>White Rebecca</i>		E.O. 53	SHEET 105
COLOR W	AGE 60	BIRTHPLACE Iowa	VOL. 43	
COUNTY	Fannin		CITY	
ENUMERATED WITH <i>White John M</i>				
RELATIONSHIP TO ABOVE				
<input type="checkbox"/> SON	<input type="checkbox"/> NEPHEW	<input type="checkbox"/> STEPSON		
<input type="checkbox"/> DAUGHTER	<input type="checkbox"/> NIECE	<input type="checkbox"/> STEPDAUGHTER		
<input type="checkbox"/> BROTHER	<input type="checkbox"/> FATHER-IN-LAW	<input type="checkbox"/> COUSIN		
<input type="checkbox"/> SISTER	<input type="checkbox"/> MOTHER-IN-LAW	<input type="checkbox"/> HIRED MAN		
<input type="checkbox"/> FATHER	<input type="checkbox"/> SON-IN-LAW	<input type="checkbox"/> ROOMER		
<input checked="" type="checkbox"/> MOTHER	<input type="checkbox"/> DAUGHTER-IN-LAW	<input type="checkbox"/> SERVANT		
<input type="checkbox"/> GRANDSON	<input type="checkbox"/> BROTHER-IN-LAW	<input type="checkbox"/> OTHER (Specify)		
<input type="checkbox"/> GRANDDAUGHTER	<input type="checkbox"/> SISTER-IN-LAW			
<input type="checkbox"/> GRANDCHILD	<input type="checkbox"/> ORPHAN			

FORM 10 637
1910 CENSUS INDEX - INDIVIDUAL

U. S. DEPARTMENT OF COMMERCE
BUREAU OF THE CENSUS

TEXAS

TW 300		NAME OF INDIVIDUAL <i>Wright, Rebecca</i>		E.D. <i>130</i>	SHEET <i>14</i>
COLOR <i>W</i>	AGE <i>10</i>	BIRTHPLACE		VOL. <i>117</i>	
COUNTY <i>Red River</i>			CITY		
ENUMERATED WITH <i>Gaines, Burke</i>					
RELATIONSHIP TO ABOVE					
<input type="checkbox"/> SON	<input type="checkbox"/> NEPHEW	<input type="checkbox"/> STEPSON			
<input type="checkbox"/> DAUGHTER	<input type="checkbox"/> NIECE	<input type="checkbox"/> STEPDAUGHTER			
<input type="checkbox"/> BROTHER	<input type="checkbox"/> FATHER-IN-LAW	<input type="checkbox"/> COUSIN			
<input type="checkbox"/> SISTER	<input type="checkbox"/> MOTHER-IN-LAW	<input type="checkbox"/> HIRED MAN			
<input type="checkbox"/> FATHER	<input type="checkbox"/> SON-IN-LAW	<input type="checkbox"/> ROOMER			
<input type="checkbox"/> MOTHER	<input type="checkbox"/> DAUGHTER-IN-LAW	<input type="checkbox"/> SERVANT			
<input type="checkbox"/> GRANDSON	<input type="checkbox"/> BROTHER-IN-LAW	<input type="checkbox"/> OTHER (Specify)			
<input checked="" type="checkbox"/> GRANDDAUGHTER	<input type="checkbox"/> SISTER-IN-LAW				
<input type="checkbox"/> GRANDCHILD	<input type="checkbox"/> ORPHAN				

FORM 10-637
1910 CENSUS INDEX - INDIVIDUAL

U.S. DEPARTMENT OF COMMERCE
BUREAU OF THE CENSUS

TEXAS

W300	NAME OF INDIVIDUAL <i>White Rebecca</i>		E.D. 35	SHEET 6
COLOR <i>W</i>	AGE <i>61</i>	BIRTHPLACE	VOL. <i>19</i>	
COUNTY	<i>Caldwell</i>		CITY	
ENUMERATED WITH <i>White, Jesse N.</i>				
RELATIONSHIP TO ABOVE.				
<input type="checkbox"/> SON	<input type="checkbox"/> NEPHEW	<input type="checkbox"/> STEPSON		
<input type="checkbox"/> DAUGHTER	<input type="checkbox"/> NIECE	<input type="checkbox"/> STEPDAUGHTER		
<input type="checkbox"/> BROTHER	<input type="checkbox"/> FATHER-IN-LAW	<input type="checkbox"/> COUSIN		
<input type="checkbox"/> SISTER	<input type="checkbox"/> MOTHER-IN-LAW	<input type="checkbox"/> HIRED MAN		
<input type="checkbox"/> FATHER	<input type="checkbox"/> SON-IN-LAW	<input type="checkbox"/> ROOMER		
<input checked="" type="checkbox"/> MOTHER	<input type="checkbox"/> DAUGHTER-IN-LAW	<input type="checkbox"/> SERVANT		
<input type="checkbox"/> GRANDSON	<input type="checkbox"/> BROTHER-IN-LAW	<input type="checkbox"/> OTHER (Specify)		
<input type="checkbox"/> GRANDDAUGHTER	<input type="checkbox"/> SISTER-IN-LAW			
<input type="checkbox"/> GRANDCHILD	<input type="checkbox"/> ORPHAN			

FORM 10-637
1910 CENSUS INDEX - INDIVIDUAL

U.S. DEPARTMENT OF COMMERCE
BUREAU OF THE CENSUS

TEXAS

W300		HEAD OF FAMILY		E.D.	SHEET
W		50	White, Rebecca	58	147
COLOR	AGE	BIRTHPLACE		VOL.	
W	50	Ind.		67	
COUNTY	Harris		CITY Houston		
OTHER MEMBERS OF FAMILY					
NAME		RELATIONSHIP	AGE	BIRTHPLACE	
Charles H.		S	25		
Johnnie C.		S	23		
Norman W.		S	17		

FORM 10 636
1910 CENSUS INDEX - FAMILY

U.S. DEPARTMENT OF COMMERCE
BUREAU OF THE CENSUS

TEXAS

W 300	HEAD OF FAMILY White Rebecca		E.D. 161	SHEET 108
COLOR W	AGE 62	BIRTHPLACE Va.	VOL. 88	
COUNTY Kerr		CITY Kerrville		
OTHER MEMBERS OF FAMILY				
NAME		RELATIONSHIP	AGE	BIRTHPLACE
Stone Lucy - D.		SIBL	14	Ky.

FORM 10 636
1910 CENSUS INDEX - FAMILY

U. S. DEPARTMENT OF COMMERCE
BUREAU OF THE CENSUS

TEXAS

W 300-		NAME OF INDIVIDUAL White, Rebecca E		E.D. 74	SHEET 105
COLOR W	AGE 73	BIRTHPLACE Ga		VOL. 107	
COUNTY Navarro			CITY		
ENUMERATED WITH White, Jesse J					
RELATIONSHIP TO ABOVE					
<input type="checkbox"/> SON	<input type="checkbox"/> NEPHEW	<input type="checkbox"/> STEPSON			
<input type="checkbox"/> DAUGHTER	<input type="checkbox"/> NIECE	<input type="checkbox"/> STEPDAUGHTER			
<input type="checkbox"/> BROTHER	<input type="checkbox"/> FATHER-IN-LAW	<input type="checkbox"/> COUSIN			
<input type="checkbox"/> SISTER	<input type="checkbox"/> MOTHER-IN-LAW	<input type="checkbox"/> HIRED MAN			
<input type="checkbox"/> FATHER	<input type="checkbox"/> SON-IN-LAW	<input type="checkbox"/> ROOMER			
<input checked="" type="checkbox"/> MOTHER	<input type="checkbox"/> DAUGHTER-IN-LAW	<input type="checkbox"/> SERVANT			
<input type="checkbox"/> GRANDSON	<input type="checkbox"/> BROTHER-IN-LAW	<input type="checkbox"/> OTHER (Specify)			
<input type="checkbox"/> GRANDDAUGHTER	<input type="checkbox"/> SISTER-IN-LAW				
<input type="checkbox"/> GRANDCHILD	<input type="checkbox"/> ORPHAN				

FORM 10.637
1910 CENSUS INDEX - INDIVIDUAL

U. S. DEPARTMENT OF COMMERCE
BUREAU OF THE CENSUS

TEXAS

W300		HEAD OF FAMILY		E.D.	SHEET
W		Wyneth Rebecca C.		260	110
COLOR	AGE	BIRTHPLACE		VOL.	
	35			127	
COUNTY	Sutton		CITY		
OTHER MEMBERS OF FAMILY					
NAME		RELATIONSHIP	AGE	BIRTHPLACE	
Walter D		S	24		
Leta C		D	22		
Jacobs M.		S	20		
Heber D		S	13		

FORM 10-636
1910 CENSUS INDEX - FAMILY

U. S. DEPARTMENT OF COMMERCE
BUREAU OF THE CENSUS

TEXAS

W 300	HEAD OF FAMILY		E.O.	SHEET
	White		66	83
COLOR	AGE	BIRTHPLACE	VOL.	
W	54		64	
COUNTY	Hamilton		CITY	
OTHER MEMBERS OF FAMILY				
NAME		RELATIONSHIP	AGE	BIRTHPLACE
Walter		S	21	
Pearl		D	14	
Lillian		S	12	

FORM 10 636
1910 CENSUS INDEX - FAMILY

U S. DEPARTMENT OF COMMERCE
BUREAU OF THE CENSUS

TEXAS

<i>W 300</i>	HEAD OF FAMILY		<i>W</i>	<i>Walter Reagan</i>	E.O.	SHEET
COLOR	AGE	BIRTHPLACE		VOL.		
<i>W</i>	<i>24</i>			<i>96</i>		
COUNTY	<i>Llano</i>			CITY		
OTHER MEMBERS OF FAMILY						
NAME		RELATIONSHIP	AGE	BIRTHPLACE		
<i>Walter</i>		<i>W</i>	<i>29</i>			
<i>Lucile</i>		<i>D</i>	<i>4</i>			
<i>Lawrence</i>		<i>D</i>	<i>3</i>			

FORM 10 636
1910 CENSUS INDEX - FAMILY

U.S. DEPARTMENT OF COMMERCE
BUREAU OF THE CENSUS

TEXAS

HEAD OF FAMILY		E.O.		SHEET	
White		169		246	
COLOR	AGE	BIRTHPLACE		VOL.	
W-	65	Waller		134	
COUNTY			CITY		
Waller					
OTHER MEMBERS OF FAMILY					
NAME		RELATIONSHIP	AGE	BIRTHPLACE	
1. Sarah H		W	62		

FORM 10 636

1910 CENSUS INDEX - FAMILY

U. S. DEPARTMENT OF COMMERCE
BUREAU OF THE CENSUS

TEXAS

W 300	HEAD OF FAMILY		S.D.	SHEET
	White, Raymond H.		8	10
COLOR	AGE	BIRTHPLACE	VOL.	
	W 22		2	
COUNTY		CITY		
Angelina				
OTHER MEMBERS OF FAMILY				
NAME		RELATIONSHIP	AGE	BIRTHPLACE
/ Walter G.		W	19	
/ Bernard		S	1	

FORM 10-636

1910 CENSUS INDEX - FAMILY

U. S. DEPARTMENT OF COMMERCE
BUREAU OF THE CENSUS

TEXAS

W 300		HEAD OF FAMILY		With Raymond		E.D.	SHEET
W		AGE	BIRTHPLACE		VOL.		99
23							
COUNTY				CITY			
McLennan							
OTHER MEMBERS OF FAMILY							
NAME		RELATIONSHIP	AGE	BIRTHPLACE			
1 Lennie		W	24				

FORM 10 636
1910 CENSUS INDEX - FAMILY

U. S. DEPARTMENT OF COMMERCE,
BUREAU OF THE CENSUS

TEXAS

W300	NAME OF INDIVIDUAL W. Wyatt Rayburn		E.D. 138	SHEET 203
COLOR W	AGE 76	BIRTHPLACE Ala	VOL. 86	
COUNTY Jones		CITY		
ENUMERATED WITH Wyatt, Alva				
RELATIONSHIP TO ABOVE				
<input type="checkbox"/> SON	<input type="checkbox"/> NEPHEW	<input type="checkbox"/> STEPSON		
<input type="checkbox"/> DAUGHTER	<input type="checkbox"/> NIECE	<input type="checkbox"/> STEPDAUGHTER		
<input type="checkbox"/> BROTHER	<input type="checkbox"/> FATHER-IN-LAW	<input type="checkbox"/> COUSIN		
<input type="checkbox"/> SISTER	<input type="checkbox"/> MOTHER-IN-LAW	<input type="checkbox"/> HIRED MAN		
<input checked="" type="checkbox"/> FATHER	<input type="checkbox"/> SON-IN-LAW	<input type="checkbox"/> ROOMER		
<input type="checkbox"/> MOTHER	<input type="checkbox"/> DAUGHTER-IN-LAW	<input type="checkbox"/> SERVANT		
<input type="checkbox"/> GRANDSON	<input type="checkbox"/> BROTHER-IN-LAW	<input type="checkbox"/> OTHER (Specify)		
<input type="checkbox"/> GRANDDAUGHTER	<input type="checkbox"/> SISTER-IN-LAW			
<input type="checkbox"/> GRANDCHILD	<input type="checkbox"/> ORPHAN			

FORM 10-637
1910 CENSUS INDEX - INDIVIDUAL

U.S. DEPARTMENT OF COMMERCE
BUREAU OF THE CENSUS

TEXAS

U 300	HEAD OF FAMILY		E.D.	SHEET
	W. K. RAY 2		28	137
COLOR	AGE	BIRTHPLACE	VOL.	
W	29	K.S.	55-	
COUNTY	CITY			
	Galveston			
OTHER MEMBERS OF FAMILY				
NAME		RELATIONSHIP	AGE	BIRTHPLACE
1 - Matilda		W	23	K.S.
Leah Barrett		Sis	16	K.S.

FORM 10-636
1910 CENSUS INDEX - FAMILY

U.S. DEPARTMENT OF COMMERCE
BUREAU OF THE CENSUS

TEXAS

W300	NAME OF INDIVIDUAL Wheat Ray		E.D. 101	SHEET 97
COLOR B	AGE 74	BIRTHPLACE	VOL. 59	
COUNTY Gonzales		CITY		
ENUMERATED WITH Brown John				
RELATIONSHIP TO ABOVE				
<input type="checkbox"/> SON	<input type="checkbox"/> NEPHEW	<input type="checkbox"/> STEPSON		
<input type="checkbox"/> DAUGHTER	<input type="checkbox"/> NIECE	<input type="checkbox"/> STEPDAUGHTER		
<input type="checkbox"/> BROTHER	<input type="checkbox"/> FATHER-IN-LAW	<input type="checkbox"/> COUSIN		
<input type="checkbox"/> SISTER	<input type="checkbox"/> MOTHER-IN-LAW	<input checked="" type="checkbox"/> HIRED MAN		
<input type="checkbox"/> FATHER	<input type="checkbox"/> SON-IN-LAW	<input type="checkbox"/> ROOMER		
<input type="checkbox"/> MOTHER	<input type="checkbox"/> DAUGHTER-IN-LAW	<input type="checkbox"/> SERVANT		
<input type="checkbox"/> GRANDSON	<input type="checkbox"/> BROTHER-IN-LAW	<input type="checkbox"/> OTHER (Specify)		
<input type="checkbox"/> GRANDDAUGHTER	<input type="checkbox"/> SISTER-IN-LAW			
<input type="checkbox"/> GRANDCHILD	<input type="checkbox"/> ORPHAN			

FORM 10 637
1910 CENSUS INDEX - INDIVIDUAL

U.S. DEPARTMENT OF COMMERCE
BUREAU OF THE CENSUS

TEXAS

W 300	NAME OF INDIVIDUAL <i>White, Ray</i>		E.D. <i>117</i>	SHEET <i>231</i>
COLOR <i>W</i>	AGE <i>20</i>	BIRTHPLACE <i>T</i>	VOL. <i>54</i>	
COUNTY		<i>Hale</i>	CITY	
ENUMERATED WITH <i>Huston, Ralph E.</i>				
RELATIONSHIP TO ABOVE				
<input type="checkbox"/> SON	<input type="checkbox"/> NEPHEW	<input type="checkbox"/> STEPSON		
<input type="checkbox"/> DAUGHTER	<input type="checkbox"/> NIECE	<input type="checkbox"/> STEPDAUGHTER		
<input type="checkbox"/> BROTHER	<input type="checkbox"/> FATHER-IN-LAW	<input type="checkbox"/> COUSIN		
<input type="checkbox"/> SISTER	<input type="checkbox"/> MOTHER-IN-LAW	<input checked="" type="checkbox"/> HIRED MAN		
<input type="checkbox"/> FATHER	<input type="checkbox"/> SON-IN-LAW	<input type="checkbox"/> ROOMER		
<input type="checkbox"/> MOTHER	<input type="checkbox"/> DAUGHTER-IN-LAW	<input type="checkbox"/> SERVANT		
<input type="checkbox"/> GRANDSON	<input type="checkbox"/> BROTHER-IN-LAW	<input type="checkbox"/> OTHER (<i>Specify</i>)		
<input type="checkbox"/> GRANDDAUGHTER	<input type="checkbox"/> SISTER-IN-LAW			
<input type="checkbox"/> GRANDCHILD	<input type="checkbox"/> ORPHAN			

FORM 10-637

1910 CENSUS INDEX - INDIVIDUAL

U. S. DEPARTMENT OF COMMERCE
BUREAU OF THE CENSUS

TEXAS

W300	NAME OF INDIVIDUAL <i>Whitty Ray</i>		E.D. <i>107</i>	SHEET <i>227</i>
COLOR <i>W</i>	AGE <i>20</i>	BIRTHPLACE	VOL. <i>138</i>	
COUNTY <i>Trinity</i>		CITY		
ENUMERATED WITH <i>Mathews W. H.</i>				
RELATIONSHIP TO ABOVE				
<input type="checkbox"/> SON	<input type="checkbox"/> NEPHEW	<input type="checkbox"/> STEPSON		
<input type="checkbox"/> DAUGHTER	<input type="checkbox"/> NIECE	<input checked="" type="checkbox"/> STEPDAUGHTER		
<input type="checkbox"/> BROTHER	<input type="checkbox"/> FATHER-IN-LAW	<input type="checkbox"/> COUSIN		
<input type="checkbox"/> SISTER	<input type="checkbox"/> MOTHER-IN-LAW	<input type="checkbox"/> HIRED MAN		
<input type="checkbox"/> FATHER	<input type="checkbox"/> SON-IN-LAW	<input type="checkbox"/> ROOMER		
<input type="checkbox"/> MOTHER	<input type="checkbox"/> DAUGHTER-IN-LAW	<input type="checkbox"/> SERVANT		
<input type="checkbox"/> GRANDSON	<input type="checkbox"/> BROTHER-IN-LAW	<input type="checkbox"/> OTHER (Specify)		
<input type="checkbox"/> GRANDDAUGHTER	<input type="checkbox"/> SISTER-IN-LAW			
<input type="checkbox"/> GRANDCHILD	<input type="checkbox"/> ORPHAN			

FORM BC-627 (6-9-67)
FORMERLY 10-637U.S. DEPARTMENT OF COMMERCE
BUREAU OF THE CENSUS

1910 CENSUS INDEX - INDIVIDUAL

TEXAS

W300		HEAD OF FAMILY		White Kay		E.D.	SHEET
COLOR	W	AGE	24	BIRTHPLACE	Pa	VOL.	129
COUNTY	Tarrant			CITY			Fort Worth
OTHER MEMBERS OF FAMILY							
NAME				RELATIONSHIP	AGE	BIRTHPLACE	
Luce				B	20	Pa	

FORM 10,636

1910 CENSUS INDEX - FAMILY

U.S. DEPARTMENT OF COMMERCE
BUREAU OF THE CENSUS

TEXAS

W300		NAME OF INDIVIDUAL		E.D.	SHEET
White, Ray				236	102
COLOR	AGE	BIRTHPLACE		VOL.	
W	16			142	
COUNTY			CITY		
Wilbarger			Vernon		
ENUMERATED WITH					
Ray, Elizabeth					
RELATIONSHIP TO ABOVE					
<input type="checkbox"/> SON	<input type="checkbox"/> NEPHEW	<input type="checkbox"/> STEPSON			
<input type="checkbox"/> DAUGHTER	<input type="checkbox"/> NIECE	<input type="checkbox"/> STEPDAUGHTER			
<input type="checkbox"/> BROTHER	<input type="checkbox"/> FATHER-IN-LAW	<input type="checkbox"/> COUSIN			
<input type="checkbox"/> SISTER	<input type="checkbox"/> MOTHER-IN-LAW	<input type="checkbox"/> HIRED MAN			
<input type="checkbox"/> FATHER	<input type="checkbox"/> SON-IN-LAW	<input type="checkbox"/> ROOMER			
<input type="checkbox"/> MOTHER	<input type="checkbox"/> DAUGHTER-IN-LAW	<input type="checkbox"/> SERVANT			
<input checked="" type="checkbox"/> GRANDSON	<input type="checkbox"/> BROTHER-IN-LAW	<input type="checkbox"/> OTHER (Specify)			
<input type="checkbox"/> GRANDDAUGHTER	<input type="checkbox"/> SISTER-IN-LAW				
<input type="checkbox"/> GRANDCHILD	<input type="checkbox"/> ORPHAN				

FORM BC-627 (5-5-67)
FORMERLY 10-637

1910 CENSUS INDEX - INDIVIDUAL

U.S. DEPARTMENT OF COMMERCE
BUREAU OF THE CENSUS

TEXAS

TEXAS

0300	HEAD OF FAMILY L. M. RAY		E.D.	SHEET 27
COLOR W	AGE 21	BIRTHPLACE	VOL.	
COUNTY Wichita		CITY		
OTHER MEMBERS OF FAMILY				
NAME		RELATIONSHIP	AGE	BIRTHPLACE
Wife		W	24	
E. M. RAY		P.	8/12	

FORM TO 636
1910 CENSUS INDEX - FAMILY

U. S. DEPARTMENT OF COMMERCE
BUREAU OF THE CENSUS

TEXAS

W 300	HEAD OF FAMILY		E.O.	SHEET
	White		38	275
COLOR	AGE	BIRTHPLACE	VOL.	
W	32	Ala	107	
COUNTY	Navarro		CITY	
OTHER MEMBERS OF FAMILY				
NAME		RELATIONSHIP	AGE	BIRTHPLACE
Eunice		W	17	

FORM 10 636
1910 CENSUS INDEX - FAMILY

U.S. DEPARTMENT OF COMMERCE
BUREAU OF THE CENSUS

TEXAS

TW 300		NAME OF INDIVIDUAL <i>White Rosina</i>		E.O. <i>52</i>	SHEET <i>22R</i>
COLOR <i>B</i>	AGE <i>17</i>	BIRTHPLACE		VOL. <i>47</i>	
COUNTY <i>Falls</i>			CITY		
ENUMERATED WITH <i>Emerson Charlie</i>					
RELATIONSHIP TO ABOVE					
<input type="checkbox"/> SON	<input type="checkbox"/> NEPHEW	<input type="checkbox"/> STEPSON			
<input type="checkbox"/> DAUGHTER	<input type="checkbox"/> NIECE	<input checked="" type="checkbox"/> STEPDAUGHTER			
<input type="checkbox"/> BROTHER	<input type="checkbox"/> FATHER-IN-LAW	<input type="checkbox"/> COUSIN			
<input type="checkbox"/> SISTER	<input type="checkbox"/> MOTHER-IN-LAW	<input type="checkbox"/> HIRED MAN			
<input type="checkbox"/> FATHER	<input type="checkbox"/> SON-IN-LAW	<input type="checkbox"/> ROOMER			
<input type="checkbox"/> MOTHER	<input type="checkbox"/> DAUGHTER-IN-LAW	<input type="checkbox"/> SERVANT			
<input type="checkbox"/> GRANDSON	<input type="checkbox"/> BROTHER-IN-LAW	<input type="checkbox"/> OTHER (<i>Specify</i>)			
<input type="checkbox"/> GRANDDAUGHTER	<input type="checkbox"/> SISTER-IN-LAW				
<input type="checkbox"/> GRANDCHILD	<input type="checkbox"/> ORPHAN				

FORM 10-637
1910 CENSUS INDEX - INDIVIDUAL

U. S. DEPARTMENT OF COMMERCE
BUREAU OF THE CENSUS

TEXAS

W300		HEAD OF FAMILY,		E.D.		SHEET	
COLOR		AGE		BIRTHPLACE		VOL.	
min 9.7		2.7		-		131	
COUNTY				CITY			
Tarrant							
OTHER MEMBERS OF FAMILY							
NAME		RELATIONSHIP		AGE		BIRTHPLACE	
- / - / -		h		25			
- / - / -		h		11			
- / - / -		h		12			

TEXAS

26300	HEAD OF FAMILY		White	Female	E.D.	SHEET
COLOR	AGE	BIRTHPLACE			144	19
Bl	45				VOL. 106	
COUNTY			CITY			
Montgomery						
OTHER MEMBERS OF FAMILY						
NAME		RELATIONSHIP	AGE	BIRTHPLACE		
John		W	43			
Lee		S	20			

FORM 10-636
1910 CENSUS INDEX - FAMILY

U. S. DEPARTMENT OF COMMERCE
BUREAU OF THE CENSUS

TEXAS

W300	HEAD OF FAMILY		Wade Kamin		E.D.	SHEET
COLOR B	AGE 27	BIRTHPLACE			VOL.	146
COUNTY	Washington		CITY			
OTHER MEMBERS OF FAMILY						
NAME		RELATIONSHIP	AGE	BIRTHPLACE		
Mary		W	33			
Charles		S	17			
Edward		D	16			
Margaret		S	1 3/2			

FORM 10-636
1910 CENSUS INDEX - FAMILY

U.S. DEPARTMENT OF COMMERCE
BUREAU OF THE CENSUS

TEXAS

W300	HEAD OF FAMILY White Rance		E.D. 100	SHEET 44
COLOR B	AGE 26	BIRTHPLACE Miss	VOL 91	
COUNTY Lamar	CITY			
OTHER MEMBERS OF FAMILY				
NAME	RELATIONSHIP	AGE	BIRTHPLACE	
Olivia	W	20	Miss	
Christina	S	7		
Philip	D	5		
Bernice	D	2		

U.S. DEPARTMENT OF COMMERCE
BUREAU OF THE CENSUSFORM 10 636
1910 CENSUS INDEX - FAMILY

TEXAS

W300		HEAD OF FAMILY		White Ramona		E.D.	SHEET
COLOR	AGE	BIRTHPLACE		VOL.		79	85
W	39					102	
COUNTY				CITY			
Maverick				Eagle Pass			
OTHER MEMBERS OF FAMILY							
NAME		RELATIONSHIP	AGE	BIRTHPLACE			
Eva		D	14				
Ernest J		S	2				
Maria		S/L	11				

FORM 10-636
 1910 CENSUS INDEX - FAMILY

U.S. DEPARTMENT OF COMMERCE
 BUREAU OF THE CENSUS

TEXAS

10300	HEAD OF FAMILY		Ralph K		E.D.	SHEET
COLOR	AGE	BIRTHPLACE			26	25
W	35				VOL.	54
COUNTY			Freestone	CITY		
				Troy		
OTHER MEMBERS OF FAMILY						
NAME		RELATIONSHIP	AGE	BIRTHPLACE		
John K		W	31			
Katherine		S	6			
Harrington Chas		B	5			

FORM 10-338

1910 CENSUS INDEX - FAMILY

U.S. DEPARTMENT OF COMMERCE
BUREAU OF THE CENSUS

TEXAS

W 300	HEAD OF FAMILY		White Ralph R	E.D.	SHEET
	AGE	BIRTHPLACE		35	7
COLOR	W	28		VOL.	39
COUNTY	Dawson		CITY		
OTHER MEMBERS OF FAMILY					
NAME		RELATIONSHIP	AGE	BIRTHPLACE	
Aneta		W	23		

FORM 10-636
1910 CENSUS INDEX - FAMILY

U.S. DEPARTMENT OF COMMERCE
BUREAU OF THE CENSUS

TEXAS

W 300		HEAD OF FAMILY		Worth, Ralph P		E.D.	SHEET
COLOR	W	AGE	35	BIRTHPLACE		5156	6
COUNTY	Cooke			CITY		VOL. 31	
OTHER MEMBERS OF FAMILY							
	NAME	RELATIONSHIP	AGE	BIRTHPLACE			
	Worth, L	W	33				
	Worth, J.	D	11				
	Worth, G.	S	10				
	Worth, J.	D	3				

FORM 10-636

1910 CENSUS INDEX - FAMILY

U.S. DEPARTMENT OF COMMERCE
BUREAU OF THE CENSUS

TEXAS

10300	HEAD OF FAMILY		Wood, Ralph E	E.D.	SHEET
COLOR	AGE	BIRTHPLACE		132	315
W	32	Kan		VOL.	143
COUNTY	CITY				
	Williamson		May, Mo		
OTHER MEMBERS OF FAMILY					
	NAME	RELATIONSHIP	AGE	BIRTHPLACE	
	Mattie	W	29	Pa	
	Wila	W	11		
	Edua	W	6		
	Marie	D	3	Okla	
	Henson, Mary	MH	68	Okla	

FORM 10 636-
1910 CENSUS INDEX - FAMILY

U.S. DEPARTMENT OF COMMERCE
BUREAU OF THE CENSUS

TEXAS

W 300	HEAD OF FAMILY White, Ralph		E.D. 15	SHEET 25
COLOR W	AGE 27	BIRTHPLACE	VOL. 8	
COUNTY	Bell	CITY		
OTHER MEMBERS OF FAMILY				
NAME		RELATION- SHIP	AGE	BIRTHPLACE
Maddie		W	20	-
Edna		D	5	
Olga		D	3	

FORM 10-636

1910 CENSUS INDEX - FAMILY

U. S. DEPARTMENT OF COMMERCE
BUREAU OF THE CENSUS

TEXAS

W300		NAME OF INDIVIDUAL Wyatt, Ralph		E.O. 82	SHEET 76
COLOR W	AGE 14	BIRTHPLACE		VOL. 59	
COUNTY Gonzales		CITY Gonzales			
ENUMERATED WITH Cone, Theodore C.					
RELATIONSHIP TO ABOVE					
<input type="checkbox"/> SON	<input type="checkbox"/> NEPHEW	<input type="checkbox"/> STEPSON			
<input type="checkbox"/> DAUGHTER	<input type="checkbox"/> NIECE	<input type="checkbox"/> STEPDAUGHTER			
<input type="checkbox"/> BROTHER	<input type="checkbox"/> FATHER-IN-LAW	<input type="checkbox"/> COUSIN			
<input type="checkbox"/> SISTER	<input type="checkbox"/> MOTHER-IN-LAW	<input type="checkbox"/> HIRED MAN			
<input type="checkbox"/> FATHER	<input type="checkbox"/> SON-IN-LAW	<input checked="" type="checkbox"/> ROOMER			
<input type="checkbox"/> MOTHER	<input type="checkbox"/> DAUGHTER-IN-LAW	<input type="checkbox"/> SERVANT			
<input type="checkbox"/> GRANDSON	<input type="checkbox"/> BROTHER-IN-LAW	<input type="checkbox"/> OTHER (Specify)			
<input type="checkbox"/> GRANDDAUGHTER	<input type="checkbox"/> SISTER-IN-LAW				
<input type="checkbox"/> GRANDCHILD	<input type="checkbox"/> ORPHAN				

FORM 10 637
1910 CENSUS INDEX - INDIVIDUAL

U. S. DEPARTMENT OF COMMERCE
BUREAU OF THE CENSUS

TEXAS

NAME OF INDIVIDUAL <i>W. Boone White Ralph</i>			E.O. <i>90</i>	SHEET <i>15</i>
COLOR <i>W</i>	AGE <i>3</i>	BIRTHPLACE	VOL. <i>40</i>	
COUNTY <i>Denton</i>		CITY		
ENUMERATED WITH <i>Perkins George</i>				
RELATIONSHIP TO ABOVE				
<input type="checkbox"/> SON	<input type="checkbox"/> NEPHEW	<input type="checkbox"/> STEPSON		
<input type="checkbox"/> DAUGHTER	<input type="checkbox"/> NIECE	<input type="checkbox"/> STEPDAUGHTER		
<input type="checkbox"/> BROTHER	<input type="checkbox"/> FATHER-IN-LAW	<input type="checkbox"/> COUSIN		
<input type="checkbox"/> SISTER	<input type="checkbox"/> MOTHER-IN-LAW	<input type="checkbox"/> HIRED MAN		
<input type="checkbox"/> FATHER	<input type="checkbox"/> SON-IN-LAW	<input type="checkbox"/> ROOMER		
<input type="checkbox"/> MOTHER	<input type="checkbox"/> DAUGHTER-IN-LAW	<input type="checkbox"/> SERVANT		
<input type="checkbox"/> GRANDSON	<input type="checkbox"/> BROTHER-IN-LAW	<input type="checkbox"/> OTHER (<i>Specify</i>)		
<input type="checkbox"/> GRANDDAUGHTER	<input type="checkbox"/> SISTER-IN-LAW			
<input type="checkbox"/> GRANDCHILD	<input type="checkbox"/> ORPHAN			

FORM 10-637
1910 CENSUS INDEX - INDIVIDUAL

U. S. DEPARTMENT OF COMMERCE
BUREAU OF THE CENSUS

TEXAS

W 300		HEAD OF FAMILY		White Ralph		E.D.	SHEET
COLOR	W	AGE	20	BIRTHPLACE		39	20
COUNTY	Eastland			CITY		VOL.	41
OTHER MEMBERS OF FAMILY							
NAME		RELATIONSHIP	AGE	BIRTHPLACE			
Dulcia		W	19				

FORM 10 636
1910 CENSUS INDEX - FAMILY

U.S. DEPARTMENT OF COMMERCE
BUREAU OF THE CENSUS

TEXAS

HEAD OF FAMILY		E.D.		SHEET	
Wade, Ralph		112		201	
COLOR	AGE	BIRTHPLACE		VOL.	
W	34			118	
COUNTY			CITY		
Hoberison					
OTHER MEMBERS OF FAMILY					
NAME		RELATIONSHIP	AGE	BIRTHPLACE	
Elna		W	33		
Richard		S	9		
Edlich		D	7		
Woodie		S	3		
Mary		D	2		

FORM 10 636
1910 CENSUS INDEX - FAMILY

U.S. DEPARTMENT OF COMMERCE
BUREAU OF THE CENSUS

TEXAS

W300	HEAD OF FAMILY Franklin Ralph		E.O. 03	SHEET 300
COLOR W	AGE 34	BIRTHPLACE Ill	VOL. 82	
COUNTY Jackson		CITY J		
OTHER MEMBERS OF FAMILY				
NAME		RELATIONSHIP	AGE	BIRTHPLACE
Franklin		W	29	Ill
Lillian		D	13	Ill
Ossie		D	5	
Raguel		D	3	
Allegail		D	1/2	

FORM 10-636
1910 CENSUS INDEX - FAMILY

U.S. DEPARTMENT OF COMMERCE
BUREAU OF THE CENSUS

TEXAS

W300	NAME OF INDIVIDUAL <i>White, Ralph</i>		E.D. 5-2	SHEET 100
COLOR B	AGE 13	BIRTHPLACE	VOL 34	
COUNTY		CITY		
ENUMERATED WITH <i>White, Richard E</i>				
RELATIONSHIP TO ABOVE				
<input type="checkbox"/> SON	<input type="checkbox"/> NEPHEW	<input checked="" type="checkbox"/> STEPSON		
<input type="checkbox"/> DAUGHTER	<input type="checkbox"/> NIECE	<input type="checkbox"/> STEPDAUGHTER		
<input type="checkbox"/> BROTHER	<input type="checkbox"/> FATHER-IN-LAW	<input type="checkbox"/> COUSIN		
<input type="checkbox"/> SISTER	<input type="checkbox"/> MOTHER-IN-LAW	<input type="checkbox"/> HIRED MAN		
<input type="checkbox"/> FATHER	<input type="checkbox"/> SON-IN-LAW	<input type="checkbox"/> ROOMER		
<input type="checkbox"/> MOTHER	<input type="checkbox"/> DAUGHTER-IN-LAW	<input type="checkbox"/> SERVANT		
<input type="checkbox"/> GRANDSON	<input type="checkbox"/> BROTHER-IN-LAW	<input type="checkbox"/> OTHER (Specify)		
<input type="checkbox"/> GRANDDAUGHTER	<input type="checkbox"/> SISTER-IN-LAW			
<input type="checkbox"/> GRANDCHILD	<input type="checkbox"/> ORPHAN			

FORM 10-637

1910 CENSUS INDEX - INDIVIDUAL

U.S. DEPARTMENT OF COMMERCE
BUREAU OF THE CENSUS

TEXAS

1 W300		NAME OF INDIVIDUAL White, Ralph		E.D. 163	SHEET 173
COLOR w	AGE 69	BIRTHPLACE Mo		VOL. 88	
COUNTY Kert			CITY		
ENUMERATED WITH Brophy, Mary					
RELATIONSHIP TO ABOVE					
<input type="checkbox"/> SON	<input type="checkbox"/> NEPHEW	<input type="checkbox"/> STEPSON			
<input type="checkbox"/> DAUGHTER	<input type="checkbox"/> NIECE	<input type="checkbox"/> STEPDAUGHTER			
<input type="checkbox"/> BROTHER	<input type="checkbox"/> FATHER-IN-LAW	<input type="checkbox"/> COUSIN			
<input type="checkbox"/> SISTER	<input type="checkbox"/> MOTHER-IN-LAW	<input type="checkbox"/> HIRED MAN			
<input type="checkbox"/> FATHER	<input type="checkbox"/> SON-IN-LAW	<input checked="" type="checkbox"/> ROOMER			
<input type="checkbox"/> MOTHER	<input type="checkbox"/> DAUGHTER-IN-LAW	<input type="checkbox"/> SERVANT			
<input type="checkbox"/> GRANDSON	<input type="checkbox"/> BROTHER-IN-LAW	<input type="checkbox"/> OTHER (Specify)			
<input type="checkbox"/> GRANDDAUGHTER	<input type="checkbox"/> SISTER-IN-LAW				
<input type="checkbox"/> GRANDCHILD	<input type="checkbox"/> ORPHAN				

FORM 10-637
1910 CENSUS INDEX - INDIVIDUAL

U.S. DEPARTMENT OF COMMERCE
BUREAU OF THE CENSUS

TEXAS

41300		HEAD OF FAMILY		Wood Raiford -		E.D.	SHEET
COLOR		AGE	BIRTHPLACE			68	21
B		29	Mo			VOL. 115	
COUNTY				CITY			
Parker				Weatherford			
OTHER MEMBERS OF FAMILY							
NAME		RELATION- SHIP	AGE	BIRTHPLACE			
Daisy		W	22				
Elsie H.		S	4				
Mary Alice		D	2				
Christina		D	1				

FORM 10 636
1910 CENSUS INDEX - FAMILY

U. S. DEPARTMENT OF COMMERCE
BUREAU OF THE CENSUS

TEXAS

W 300	HEAD OF FAMILY Wynatt Page F.		E.O. 15	SHEET 137
COLOR W	AGE 28	BIRTHPLACE	VOL. 74	
COUNTY Henderson		CITY		
OTHER MEMBERS OF FAMILY				
	NAME	RELATIONSHIP	AGE	BIRTHPLACE
	Zada	W	27	
	Clinton B.	S	7	
	Vanice	D	5	
	Lynda	S	3	
	Bubert	S	13/2	

FORM 10-636
1910 CENSUS INDEX - FAMILY

U.S. DEPARTMENT OF COMMERCE
BUREAU OF THE CENSUS

TEXAS

W. 307	HEAD OF FAMILY W. S. Rufford		E.D. 75	SHEET 4
COLOR W	AGE 48	BIRTHPLACE C	VOL. 15	
COUNTY Bowie		CITY		
OTHER MEMBERS OF FAMILY				
NAME		RELATIONSHIP	AGE	BIRTHPLACE
Lillian		W	33	
Mary		W	15	
Oscar		S	11	
Frank		S	6	
John		S	4	
George		S	4	

FORM 10 636
1910 CENSUS INDEX - FAMILY

U. S. DEPARTMENT OF COMMERCE
BUREAU OF THE CENSUS

TEXAS

W 300	HEAD OF FAMILY Wade Kade		E.D. 32	SHEET 17
COLOR B	AGE 34	BIRTHPLACE	VOL. 19	
COUNTY	Cardwell	CITY		
OTHER MEMBERS OF FAMILY				
NAME		RELATIONSHIP	AGE	BIRTHPLACE
Estella		D	11	
Ella Mae		D	15	
Albie Ray		D	10	
Lena		L-S	18	
Odie		L-S	17	
Myrtle		L-S	15	
Johnson Hill		L-S	13	

FORM 10-636A

1910 CENSUS INDEX - INDIVIDUAL

U.S. DEPARTMENT OF COMMERCE
BUREAU OF THE CENSUS

TEXAS

W300		HEAD OF FAMILY		White, Rachel C.		E.D.	SHEET
COLOR		AGE	BIRTHPLACE		VOL.		
- W		64	Ark - 1 st		41		
COUNTY			CITY				
			Eastland		Carbon		
OTHER MEMBERS OF FAMILY							
NAME		RELATIONSHIP	AGE	BIRTHPLACE			
Rebecca A		W	37				
Charles M		W	8				

FORM 10-636

1910 CENSUS INDEX - FAMILY

U. S. DEPARTMENT OF COMMERCE
BUREAU OF THE CENSUS

TEXAS

W300		NAME OF INDIVIDUAL Wade Rachel		E.D. 105	SHEET 216
COLOR B	AGE 23	BIRTHPLACE		VOL. 66	
COUNTY Harris			CITY Houston		
ENUMERATED WITH		Hardin Zelmore			
RELATIONSHIP TO ABOVE					
<input type="checkbox"/> SON	<input type="checkbox"/> NEPHEW	<input type="checkbox"/> STEPSON			
<input type="checkbox"/> DAUGHTER	<input type="checkbox"/> NIECE	<input type="checkbox"/> STEPDAUGHTER			
<input type="checkbox"/> BROTHER	<input type="checkbox"/> FATHER-IN-LAW	<input type="checkbox"/> COUSIN			
<input type="checkbox"/> SISTER	<input type="checkbox"/> MOTHER-IN-LAW	<input type="checkbox"/> HIRED MAN			
<input type="checkbox"/> FATHER	<input type="checkbox"/> SON-IN-LAW	<input type="checkbox"/> ROOMER			
<input type="checkbox"/> MOTHER	<input type="checkbox"/> DAUGHTER-IN-LAW	<input type="checkbox"/> SERVANT			
<input type="checkbox"/> GRANDSON	<input type="checkbox"/> BROTHER-IN-LAW	<input type="checkbox"/> OTHER (Specify)	wife		
<input type="checkbox"/> GRANDDAUGHTER	<input type="checkbox"/> SISTER-IN-LAW				
<input type="checkbox"/> GRANDCHILD	<input type="checkbox"/> ORPHAN				

FORM 10-637

1910 CENSUS INDEX - INDIVIDUAL

U.S. DEPARTMENT OF COMMERCE
BUREAU OF THE CENSUS

TEXAS

W. 300		HEAD OF FAMILY		Rachel -		E.D.	SHEET
COLOR	B	AGE	65	BIRTHPLACE	Mexico	104	106
COUNTY	Robertson			CITY	Robert	VOL.	118
OTHER MEMBERS OF FAMILY							
NAME		RELATIONSHIP	AGE	BIRTHPLACE			
J. -							
A. -							

FORM 10.636
 1910 CENSUS INDEX - FAMILY

U. S. DEPARTMENT OF COMMERCE
 BUREAU OF THE CENSUS

TEXAS

W 300		NAME OF INDIVIDUAL <i>W. White, Rachel</i>		E.D. <i>103</i>	SHEET <i>222</i>
COLOR <i>B</i>	AGE <i>45</i>	BIRTHPLACE		VOL. <i>118</i>	
COUNTY <i>Robertson</i>			CITY		
ENUMERATED WITH <i>Stillard, Hank</i>					
RELATIONSHIP TO ABOVE					
<input type="checkbox"/> SON	<input type="checkbox"/> NEPHEW	<input type="checkbox"/> STEPSON			
<input type="checkbox"/> DAUGHTER	<input type="checkbox"/> NIECE	<input type="checkbox"/> STEPDAUGHTER			
<input type="checkbox"/> BROTHER	<input type="checkbox"/> FATHER-IN-LAW	<input type="checkbox"/> COUSIN			
<input type="checkbox"/> SISTER	<input type="checkbox"/> MOTHER-IN-LAW	<input type="checkbox"/> HIRED MAN			
<input type="checkbox"/> FATHER	<input type="checkbox"/> SON-IN-LAW	<input type="checkbox"/> ROOMER			
<input type="checkbox"/> MOTHER	<input type="checkbox"/> DAUGHTER-IN-LAW	<input type="checkbox"/> SERVANT			
<input type="checkbox"/> GRANDSON	<input type="checkbox"/> BROTHER-IN-LAW	<input type="checkbox"/> OTHER (Specify)			
<input type="checkbox"/> GRANDDAUGHTER	<input checked="" type="checkbox"/> SISTER-IN-LAW				
<input type="checkbox"/> GRANDCHILD	<input type="checkbox"/> ORPHAN				

FORM 10-637
1910 CENSUS INDEX - INDIVIDUAL

U.S. DEPARTMENT OF COMMERCE
BUREAU OF THE CENSUS

TEXAS

W300		NAME OF INDIVIDUAL <i>Brate, Rachel</i>		E.D. 26	SHEET 4
COLOR B	AGE 45	BIRTHPLACE		VOL. 22	
COUNTY			CITY		
			CASS		
ENUMERATED WITH					
<i>James Jacob</i>					
RELATIONSHIP TO ABOVE					
<input type="checkbox"/> SON	<input type="checkbox"/> NEPHEW	<input type="checkbox"/> STEPSON			
<input type="checkbox"/> DAUGHTER	<input type="checkbox"/> NIECE	<input type="checkbox"/> STEPDAUGHTER			
<input type="checkbox"/> BROTHER	<input type="checkbox"/> FATHER-IN-LAW	<input type="checkbox"/> COUSIN			
<input type="checkbox"/> SISTER	<input type="checkbox"/> MOTHER-IN-LAW	<input type="checkbox"/> HIRED MAN			
<input type="checkbox"/> FATHER	<input type="checkbox"/> SON-IN-LAW	<input type="checkbox"/> ROOMER			
<input type="checkbox"/> MOTHER	<input type="checkbox"/> DAUGHTER-IN-LAW	<input type="checkbox"/> SERVANT			
<input type="checkbox"/> GRANDSON	<input type="checkbox"/> BROTHER-IN-LAW	<input type="checkbox"/> OTHER (Specify)			
<input type="checkbox"/> GRANDDAUGHTER	<input type="checkbox"/> SISTER-IN-LAW				
<input type="checkbox"/> GRANDCHILD	<input type="checkbox"/> ORPHAN				

FORM 10 637
1940 CENSUS INDEX - INDIVIDUAL

U.S. DEPARTMENT OF COMMERCE
BUREAU OF THE CENSUS

TEXAS

W-300	HEAD OF FAMILY		White Rachel		E.O.	SHEET
COLOR	AGE	BIRTHPLACE		149		88
-B	18			VOL.		106
COUNTY			CITY			
-			Montgomery			
OTHER MEMBERS OF FAMILY						
NAME		RELATIONSHIP	AGE	BIRTHPLACE		
A. D. B. O.						

FORM 10.638
1910 CENSUS INDEX - FAMILY

U.S. DEPARTMENT OF COMMERCE
BUREAU OF THE CENSUS

TEXAS

W 300-	HEAD OF FAMILY		E.D.	SHEET
	W. J. ...		108	413
COLOR	AGE	BIRTHPLACE	VOL.	
B	50		119	
COUNTY	Robertson		CITY	
			Hearne	
- OTHER MEMBERS OF FAMILY				
NAME		RELATIONSHIP	AGE	BIRTHPLACE
J. Frank		S	23	

FORM 10 636

1910 CENSUS INDEX - FAMILY

U. S. DEPARTMENT OF COMMERCE
BUREAU OF THE CENSUS

TEXAS

W 300		HEAD OF FAMILY		Wood R.W.		E.D.	SHEET
W		41	Ala		VOL. 133		
COUNTRY				Taylor		CITY	
OTHER MEMBERS OF FAMILY							
NAME		RELATIONSHIP		AGE	BIRTHPLACE		
Mary		W		33	Miss		
Luther B		S		17			
Kufus		S		14			
Lillie		D		4			
Eva M		D		9			
Walter L		S		5			
Buford		S		2			

FORM 10-636A
1910 CENSUS INDEX - INDIVIDUAL

U.S. DEPARTMENT OF COMMERCE
BUREAU OF THE CENSUS

W300

COLOR *W* HEAD OF FAMILY *W* AGE *53* BIRTHPLACE *Ala* CITY *Hamlin* TEXAS

COUNTY *Jones* E.D. *140* SHEET *22* VOL. *36*

NAME	OTHER MEMBERS OF FAMILY		BIRTHPLACE
	RELATIONSHIP	AGE	
<i>Mattie</i>	<i>W</i>	<i>56</i>	
<i>Edna</i>	<i>W</i>	<i>22</i>	
<i>Frank</i>	<i>W</i>	<i>26</i>	
<i>Mary</i>	<i>W</i>	<i>73</i>	<i>Tenn</i>

FORM 10 636
1910 CENSUS INDEX - FAMILY

U. S. DEPARTMENT OF COMMERCE
BUREAU OF THE CENSUS

TEXAS

W 300		NAME OF INDIVIDUAL <i>White, R. M.</i>		E.O. 60	SHEET 69
COLOR W	AGE 16	BIRTHPLACE		VOL. 43	
COUNTY		Fannin		CITY	
ENUMERATED WITH <i>Pearson, C. W.</i>					
RELATIONSHIP TO ABOVE					
<input type="checkbox"/> SON	<input type="checkbox"/> NEPHEW	<input type="checkbox"/> STEPSON			
<input type="checkbox"/> DAUGHTER	<input type="checkbox"/> NIECE	<input type="checkbox"/> STEPDAUGHTER			
<input type="checkbox"/> BROTHER	<input type="checkbox"/> FATHER-IN-LAW	<input type="checkbox"/> COUSIN			
<input type="checkbox"/> SISTER	<input type="checkbox"/> MOTHER-IN-LAW	<input type="checkbox"/> HIRED MAN			
<input type="checkbox"/> FATHER	<input type="checkbox"/> SON-IN-LAW	<input type="checkbox"/> ROOMER			
<input type="checkbox"/> MOTHER	<input type="checkbox"/> DAUGHTER-IN-LAW	<input type="checkbox"/> SERVANT			
<input type="checkbox"/> GRANDSON	<input checked="" type="checkbox"/> BROTHER-IN-LAW	<input type="checkbox"/> OTHER (Specify)			
<input type="checkbox"/> GRANDDAUGHTER	<input type="checkbox"/> SISTER-IN-LAW				
<input type="checkbox"/> GRANDCHILD	<input type="checkbox"/> ORPHAN				

FORM 10 637

1910 CENSUS INDEX - INDIVIDUAL

U.S. DEPARTMENT OF COMMERCE
BUREAU OF THE CENSUS

H. 300		HEAD OF FAMILY		TEXAS	
Wade, R. W.		E.D.		SHEET	
COLOR	AGE	BIRTHPLACE		35	194
W	30	Genn.		VOL.	
COUNTY		CITY		421	
Fanning		Bainham			
OTHER MEMBERS OF FAMILY					
NAME		RELATIONSHIP	AGE	BIRTHPLACE	
Mama		W	30		
Ruby M.		D	10		
Clara		D	8		
Geneva		D	6		
Clyde		S	3		
Myrtle L.		D	1/2		

FORM 10-636
1910 CENSUS INDEX - FAMILY

U.S. DEPARTMENT OF COMMERCE
BUREAU OF THE CENSUS

TEXAS

11910	HEAD OF FAMILY <i>Frank R. W.</i>		E.D. 13	SHEET 6
COLOR <i>A</i>	AGE 34	BIRTHPLACE		VOL. 6
COUNTY Baylor		CITY		
OTHER MEMBERS OF FAMILY				
NAME		RELATIONSHIP	AGE	BIRTHPLACE
<i>Frank</i>		<i>W</i>	<i>32</i>	<i>Ill.</i>
<i>Carl</i>		<i>S</i>	<i>3</i>	
<i>Franky</i>		<i>S</i>	<i>2</i>	
<i>Girl</i>		<i>S</i>	<i>8/10</i>	

FORM 10-636
1910 CENSUS INDEX - FAMILY

U. S. DEPARTMENT OF COMMERCE
BUREAU OF THE CENSUS

TEXAS

430

W-30		HEAD OF FAMILY		Wood R. J.		E.D.	SHEET
COLOR	AGE	BIRTHPLACE				108	5
W	54	Miss				VOL.	118
COUNTY				CITY			
Robertson				Hearne			
OTHER MEMBERS OF FAMILY							
NAME		RELATIONSHIP	AGE	BIRTHPLACE			
Edna		W	42				
W. Hillcock Clara		D	24				
Clifford		G.S.	5				
Glen		G.S.	3				
Lipscomb Tracy		D	32				
Ced		S	12				
Mada		D	8				

FORM 10-636A
1910 CENSUS INDEX - INDIVIDUAL

- U.S. DEPARTMENT OF COMMERCE
BUREAU OF THE CENSUS

HEAD OF FAMILY		TEXAS	
COLOR	AGE	BIRTHPLACE	E. C. SHEET
60	31	Texas	210
COUNTY	Titus		VOL. 135
OTHER MEMBERS OF FAMILY			
NAME	RELATIONSHIP	AGE	BIRTHPLACE
Mary	w	33	Texas
John	s	16	
William	s	14	
Elizabeth	s	9	
Fernand	D	11	
Georgia	S	6	
Stephanie	S	3	

FORM 10 636
 1910 CENSUS INDEX - FAMILY

U S DEPARTMENT OF COMMERCE
 BUREAU OF THE CENSUS

TEXAS

W 302		HEAD OF FAMILY		Wood R. T.		E.D.	SHEET
COLOR	W	AGE	31	BIRTHPLACE		92	80
COUNTY	Nacogdoches			CITY		VOL.	109
OTHER MEMBERS OF FAMILY							
NAME		RELATIONSHIP	AGE	BIRTHPLACE			
Laura		w.	28				
Zie		d.	9				
Cie		d.	7				

FORM 10 636
1910 CENSUS INDEX - FAMILY

U. S. DEPARTMENT OF COMMERCE
BUREAU OF THE CENSUS

TEXAS

W300		HEAD OF FAMILY		E.D.	SHEET
Wood K		Spencer		66	99
COLOR	AGE	BIRTHPLACE		VOL.	
W	30	Mo		36	
COUNTY			CITY		
			Dallas		
OTHER MEMBERS OF FAMILY					
NAME		RELATIONSHIP	AGE	BIRTHPLACE	
Ruth Lucy		W	21	Pa	
Fanny Selva		D	1/12		

FORM 10 636
1910 CENSUS INDEX - FAMILY

U. S. DEPARTMENT OF COMMERCE
BUREAU OF THE CENSUS

TEXAS

W. 300		HEAD OF FAMILY		White - R. R.		E.D.	SHEET
COLOR	W	AGE	37	BIRTHPLACE	Mo	112	5
COUNTY	Bell			CITY	Temple		
OTHER MEMBERS OF FAMILY							
NAME		RELATIONSHIP	AGE	BIRTHPLACE			
Annie Mae		W	26				
Annie C		D	3				
Alice		D	2 1/2				
4 2 Se							
4 1 (11)							

FORM 10 636
1910 CENSUS INDEX - FAMILY

U.S. DEPARTMENT OF COMMERCE
BUREAU OF THE CENSUS

TEXAS

W300		NAME OF INDIVIDUAL		Wade R.P.	
COLOR	W	AGE	61	BIRTHPLACE	Pa
COUNTY				CITY	
Polk					
E.D.		SHEET			
95		164			
VOL.				104	
ENUMERATED WITH					
Menzel, H.H.					
RELATIONSHIP TO ABOVE					
<input type="checkbox"/> SON	<input type="checkbox"/> NEPHEW	<input type="checkbox"/> STEPSON			
<input type="checkbox"/> DAUGHTER	<input type="checkbox"/> NIECE	<input type="checkbox"/> STEPDAUGHTER			
<input type="checkbox"/> BROTHER	<input type="checkbox"/> FATHER-IN-LAW	<input type="checkbox"/> COUSIN			
<input type="checkbox"/> SISTER	<input type="checkbox"/> MOTHER-IN-LAW	<input type="checkbox"/> HIRED MAN			
<input type="checkbox"/> FATHER	<input type="checkbox"/> SON-IN-LAW	<input checked="" type="checkbox"/> ROOMER			
<input type="checkbox"/> MOTHER	<input type="checkbox"/> DAUGHTER-IN-LAW	<input type="checkbox"/> SERVANT			
<input type="checkbox"/> GRANDSON	<input type="checkbox"/> BROTHER-IN-LAW	<input type="checkbox"/> OTHER (Specify)			
<input type="checkbox"/> GRANDDAUGHTER	<input type="checkbox"/> SISTER-IN-LAW				
<input type="checkbox"/> GRANDCHILD	<input type="checkbox"/> ORPHAN				

FORM 10-637
1910 CENSUS INDEX - INDIVIDUAL

U.S. DEPARTMENT OF COMMERCE
BUREAU OF THE CENSUS

TEXAS

W300	NAME OF INDIVIDUAL White, R. P.		E.D. 93	SHEET 9
COLOR W	AGE 18	BIRTHPLACE	VOL. 128	
COUNTY Tarrant	CITY Fort Worth			
ENUMERATED WITH Reese, W. G.				
RELATIONSHIP TO ABOVE				
<input type="checkbox"/> SON	<input type="checkbox"/> NEPHEW	<input type="checkbox"/> STEPSON		
<input type="checkbox"/> DAUGHTER	<input type="checkbox"/> NIECE	<input type="checkbox"/> STEPDAUGHTER		
<input type="checkbox"/> BROTHER	<input type="checkbox"/> FATHER-IN-LAW	<input type="checkbox"/> COUSIN		
<input type="checkbox"/> SISTER	<input type="checkbox"/> MOTHER-IN-LAW	<input type="checkbox"/> HIRED MAN		
<input type="checkbox"/> FATHER	<input type="checkbox"/> SON-IN-LAW	<input checked="" type="checkbox"/> ROOMER		
<input type="checkbox"/> MOTHER	<input type="checkbox"/> DAUGHTER-IN-LAW	<input type="checkbox"/> SERVANT		
<input type="checkbox"/> GRANDSON	<input type="checkbox"/> BROTHER-IN-LAW	<input type="checkbox"/> OTHER (Specify)		
<input type="checkbox"/> GRANDDAUGHTER	<input type="checkbox"/> SISTER-IN-LAW			
<input type="checkbox"/> GRANDCHILD	<input type="checkbox"/> ORPHAN			

FORM 10-637
1910 CENSUS INDEX - INDIVIDUAL

U.S. DEPARTMENT OF COMMERCE
BUREAU OF THE CENSUS

TEXAS

W 300		HEAD OF FAMILY		White P N		E.O.	SHEET
W		AGE	BIRTHPLACE		VOL.		
		35	ala		4		
COUNTY			Atascosa		CITY		
OTHER MEMBERS OF FAMILY							
NAME		RELATIONSHIP	AGE	BIRTHPLACE			
/ I da		W	33	la			
/ Rafeford		S	9				
/ Ernest		S	8				
/ Curtis		S	7				
/ Claude		S	3				

FORM 10-636
1910 CENSUS INDEX - FAMILY

U.S. DEPARTMENT OF COMMERCE
BUREAU OF THE CENSUS

W 300	HEAD OF FAMILY		Texas	
COLOR W	AGE 49	BIRTHPLACE White, R. M.		E.D. 271
COUNTY				SHEET 396
		Taylor	CITY	VOL. 133
OTHER MEMBERS OF FAMILY				
	NAME	RELATION- SHIP	AGE	BIRTHPLACE
	M. J.	W.	38	
	Millie	S	16	
	Lee	D	15	
	Lillie	D	14	
	Laney	D	12	
	Jordan	S	10	
	Lorna	D	6	

FORM 10-636A
1910 CENSUS INDEX - FAMILY

U.S. DEPARTMENT OF COMMERCE
BUREAU OF THE CENSUS

4300		HEAD OF FAMILY		TEXAS	
COLOR	AGE	BIRTHPLACE	E.D.	SHEET	
COUNTY	Hunt		VOL.		
OTHER MEMBERS OF FAMILY			CITY		
NAME	RELATIONSHIP	AGE	BIRTHPLACE		

FORM 10-636
 1910 CENSUS INDEX - FAMILY

U. S. DEPARTMENT OF COMMERCE
 BUREAU OF THE CENSUS

10-300		HEAD OF FAMILY		TEXAS	
COLOR	W	AGE	34	BIRTHPLACE	
COUNTY			Dallas	CITY	Dallas
			E.D.	SHEET	49 25
			VOL.	34	
OTHER MEMBERS OF FAMILY					
NAME		RELATIONSHIP	AGE	BIRTHPLACE	
Mattie		W	51	Tenn	
Mary		D	26		
H J		S	24		
Lallie L		S	14		
300		M	71		

FORM 10-636
1910 CENSUS INDEX - FAMILY

U.S. DEPARTMENT OF COMMERCE
BUREAU OF THE CENSUS

60300		HEAD OF FAMILY		H. White, R. M.		TEXAS	
COLOR	W	AGE	55	BIRTHPLACE	Ark	E.D.	33
COUNTY			CITY	Clay	VOL.		24
OTHER MEMBERS OF FAMILY							
NAME		RELATIONSHIP	AGE	BIRTHPLACE			
W. G.		W	57	Ga			
W. G. Jr.		S	23				
R. M. Jr.		S	14	Ark			

FORM 10-636
 1910 CENSUS INDEX - FAMILY

U.S. DEPARTMENT OF COMMERCE
 BUREAU OF THE CENSUS

TEXAS

U. 300		HEAD OF FAMILY		E.D.		SHEET	
COLOR		AGE		BIRTHPLACE		VOL.	
66		60		White - N. Y.		230 195	
COUNTY		CITY		VOL.		123	
Scurry		Snyder					
OTHER MEMBERS OF FAMILY							
NAME		RELATIONSHIP		AGE		BIRTHPLACE	
W.C.		66		56		Miss	
H.B. 200							

FORM 10-636
 1910 CENSUS INDEX - FAMILY

U. S. DEPARTMENT OF COMMERCE
 BUREAU OF THE CENSUS

TEXAS

10300		NAME OF INDIVIDUAL		E.D.	SHEET
White		R. M.		119	128
COLOR	AGE	BIRTHPLACE	VOL.		
W	29	Tex	143		
COUNTY	CITY				
-	Williamson				
ENUMERATED WITH					
White E. H.					
RELATIONSHIP TO ABOVE					
<input type="checkbox"/> SON	<input type="checkbox"/> NEPHEW	<input type="checkbox"/> STEPSON			
<input type="checkbox"/> DAUGHTER	<input type="checkbox"/> NIECE	<input type="checkbox"/> STEPDAUGHTER			
<input type="checkbox"/> BROTHER	<input type="checkbox"/> FATHER-IN-LAW	<input type="checkbox"/> COUSIN			
<input type="checkbox"/> SISTER	<input type="checkbox"/> MOTHER-IN-LAW	<input type="checkbox"/> HIRED MAN			
<input type="checkbox"/> FATHER	<input type="checkbox"/> SON-IN-LAW	<input checked="" type="checkbox"/> ROOMER			
<input type="checkbox"/> MOTHER	<input type="checkbox"/> DAUGHTER-IN-LAW	<input type="checkbox"/> SERVANT			
<input type="checkbox"/> GRANDSON	<input type="checkbox"/> BROTHER-IN-LAW	<input type="checkbox"/> OTHER (Specify)			
<input type="checkbox"/> GRANDDAUGHTER	<input type="checkbox"/> SISTER-IN-LAW				
<input type="checkbox"/> GRANDCHILD	<input type="checkbox"/> ORPHAN				

FORM BC-627 (5-5-67)
FORMERLY 10-637

U.S. DEPARTMENT OF COMMERCE
BUREAU OF THE CENSUS

1910 CENSUS INDEX - INDIVIDUAL

TEXAS

6300		HEAD OF FAMILY		White R. M.		E.D.	SHEET
COLOR	W	AGE	41	BIRTHPLACE		VOL.	129
COUNTY.				CITY			
Tarrant				Fort Worth			
OTHER MEMBERS OF FAMILY							
NAME		RELATIONSHIP	AGE	BIRTHPLACE			
L. M.		W	39	Ky			
Blanche		D	16				
Robert H		S	9				
Brooks		N	33				
Willie		N	21				
F. H. B.							
2-20							

FORM 10-636

1910 CENSUS INDEX - FAMILY

U. S. DEPARTMENT OF COMMERCE
BUREAU OF THE CENSUS

TEXAS

4300	HEAD OF FAMILY White R M		E.D. 26	SHEET 18
COLOR W	AGE 53	BIRTHPLACE		VOL. 21
COUNTY Chambers		CITY		
OTHER MEMBERS OF FAMILY				
NAME		RELATIONSHIP	AGE	BIRTHPLACE
Matthew E.		W	43	
Cade		S	20	
Forest		D	18	
Anna		D	16	
Lillie May		D	11	
and 3 S & 1 N.P.				

FORM 10-636
1910 CENSUS INDEX - FAMILY

U.S. DEPARTMENT OF COMMERCE
BUREAU OF THE CENSUS

TEXAS

W 300	HEAD OF FAMILY: <i>W. L. ...</i>		E.D. <i>709</i>	SHEET <i>223</i>
COLOR <i>W.</i>	AGE <i>34</i>	BIRTHPLACE <i>Finland</i>	VOL. <i>66</i>	
COUNTY Harris		CITY Houston		
OTHER MEMBERS OF FAMILY				
NAME		RELATIONSHIP	AGE	BIRTHPLACE
<i>Mattie</i>		<i>W</i>	<i>32</i>	<i>Fin</i>
<i>Ray</i>		<i>S</i>	<i>6/12</i>	
<i>Schultz Robert</i>		<i>BL</i>	<i>19</i>	<i>Fin</i>

FORM 10 636
1910 CENSUS INDEX - FAMILY

U.S. DEPARTMENT OF COMMERCE
BUREAU OF THE CENSUS

TEXAS

307		HEAD OF FAMILY		Wood R M		E.D.	SHEET
COLOR	AGE	BIRTHPLACE				5	48
COUNTY	Gregg		CITY		VOL.		57

OTHER MEMBERS OF FAMILY

NAME	RELATIONSHIP	AGE	BIRTHPLACE
Bettie	W	22	
Richard	D	1	
Bo			

FORM 10-636
1910 CENSUS INDEX - FAMILY

U.S. DEPARTMENT OF COMMERCE
BUREAU OF THE CENSUS

TEXAS

W300	HEAD OF FAMILY W. Jett Hill		E.D. 143	SHEET 114
COLOR W	AGE 31	BIRTHPLACE	VOL. 86	
COUNTY Jones		CITY		
OTHER MEMBERS OF FAMILY				
NAME		RELATIONSHIP	AGE	BIRTHPLACE
I. G. L.		W	27	Tenn
L. L. Hill				

FORM 10 636
1910 CENSUS INDEX - FAMILYU. S. DEPARTMENT OF COMMERCE
BUREAU OF THE CENSUS

TEXAS

- 10-300		HEAD OF FAMILY Walter P. Lecher		E.O. 216	SHEET 339
COLOR W	AGE 46	BIRTHPLACE Miss		VOL. 130	
COUNTY Runnels			CITY		
OTHER MEMBERS OF FAMILY					
NAME		RELATIONSHIP	AGE	BIRTHPLACE	
P. ...		W	46	Iowa	
B. ...		D	14		
K. ...		D	9		
C. ...		S	7		
O. ...		B	5		
Walter B.		B	2		

FORM 10 636
1910 CENSUS INDEX - FAMILY

U. S. DEPARTMENT OF COMMERCE
BUREAU OF THE CENSUS

TEXAS

W 300	HEAD OF FAMILY		Hood R. L.	E.O.	SHEET
COLOR	AGE	BIRTHPLACE		59	138
W	72	La		VOL.	43
COUNTY	Fannin		CITY		
OTHER MEMBERS OF FAMILY					
NAME		RELATIONSHIP	AGE	BIRTHPLACE	
Mary		W	55		

FORM 10-636
1910 CENSUS INDEX - FAMILY

U.S. DEPARTMENT OF COMMERCE
BUREAU OF THE CENSUS

TEXAS

W300	HEAD OF FAMILY		White R L	E.D.	SHEET
COLOR	AGE	BIRTHPLACE		86	82
W	37	Mo		VOL.	91
COUNTY	Lamar	CITY			
OTHER MEMBERS OF FAMILY					
	NAME	RELATIONSHIP	AGE	BIRTHPLACE	
/	Lethia	W	37	Mo	
/	William	S	15	/	
/	Lincy	S	13	/	
/	Arthur	S	11	/	
/	Hossey	S	7	/	
/	Jay	S	7	/	
/	Joel	S	2	/	

FORM 10 636

1910 CENSUS INDEX - FAMILY

U. S. DEPARTMENT OF COMMERCE
BUREAU OF THE CENSUS

TEXAS

W. 300	HEAD OF FAMILY Wood, R. J. J.		E.D. 174	SHEET 61
COLOR W	AGE 32	BIRTHPLACE	VOL. 110	
COUNTY	Nolan	CITY		
OTHER MEMBERS OF FAMILY				
	NAME	RELATIONSHIP	AGE	BIRTHPLACE
	Elsie	W	21	
	Martha	D	1	

FORM 10 636
1910 CENSUS INDEX - FAMILY

U. S. DEPARTMENT OF COMMERCE
BUREAU OF THE CENSUS

TEXAS

W 300	NAME OF INDIVIDUAL <i>White, R. J.</i>		E.D. 192	SHEET 13
COLOR	AGE 48	BIRTHPLACE	VOL. 16	
COUNTY <i>McCullpen</i>		CITY		
ENUMERATED WITH <i>Larney, Tom</i>				
RELATIONSHIP TO ABOVE				
<input type="checkbox"/> SON	<input type="checkbox"/> NEPHEW	<input type="checkbox"/> STEPSON		
<input type="checkbox"/> DAUGHTER	<input type="checkbox"/> NIECE	<input type="checkbox"/> STEPDAUGHTER		
<input type="checkbox"/> BROTHER	<input type="checkbox"/> FATHER-IN-LAW	<input type="checkbox"/> COUSIN		
<input type="checkbox"/> SISTER	<input type="checkbox"/> MOTHER-IN-LAW	<input checked="" type="checkbox"/> HIRED MAN		
<input type="checkbox"/> FATHER	<input type="checkbox"/> SON-IN-LAW	<input type="checkbox"/> ROOMER		
<input type="checkbox"/> MOTHER	<input type="checkbox"/> DAUGHTER-IN-LAW	<input type="checkbox"/> SERVANT		
<input type="checkbox"/> GRANDSON	<input type="checkbox"/> BROTHER-IN-LAW	<input type="checkbox"/> OTHER (Specify)		
<input type="checkbox"/> GRANDDAUGHTER	<input type="checkbox"/> SISTER-IN-LAW			
<input type="checkbox"/> GRANDCHILD	<input type="checkbox"/> ORPHAN			

FORM 10-637
1910 CENSUS INDEX - INDIVIDUAL

U. S. DEPARTMENT OF COMMERCE
BUREAU OF THE CENSUS

TEXAS

W300		NAME OF INDIVIDUAL White R. J.		E.D.	SHEET
COLOR W	AGE 26	BIRTHPLACE		101	210
COUNTY Harris		CITY		VOL. 68	
ENUMERATED WITH		Houston			
RELATIONSHIP TO ABOVE		No Head Given			
<input type="checkbox"/> SON <input type="checkbox"/> DAUGHTER <input type="checkbox"/> BROTHER <input type="checkbox"/> SISTER <input type="checkbox"/> FATHER <input type="checkbox"/> MOTHER <input type="checkbox"/> GRANDSON <input type="checkbox"/> GRANDDAUGHTER <input type="checkbox"/> GRANDCHILD		<input type="checkbox"/> NEPHEW <input type="checkbox"/> NIECE <input type="checkbox"/> FATHER-IN-LAW <input type="checkbox"/> MOTHER-IN-LAW <input type="checkbox"/> SON-IN-LAW <input type="checkbox"/> DAUGHTER-IN-LAW <input type="checkbox"/> BROTHER-IN-LAW <input type="checkbox"/> SISTER-IN-LAW <input type="checkbox"/> ORPHAN		<input type="checkbox"/> STEPSON <input type="checkbox"/> STEPDAUGHTER <input type="checkbox"/> COUSIN <input type="checkbox"/> HIRED MAN <input checked="" type="checkbox"/> ROOMER <input type="checkbox"/> SERVANT <input type="checkbox"/> OTHER (Specify)	

FORM 10 637
1910 CENSUS INDEX - INDIVIDUAL

U. S. DEPARTMENT OF COMMERCE
BUREAU OF THE CENSUS

TEXAS

2/300		NAME OF INDIVIDUAL		E.D.	SHEET
WOOD		Wood, R. J. (Mrs)		169	222
COLOR	AGE	BIRTHPLACE		VOL.	
W	85	Tenn		134	
COUNTY			CITY		
ENUMERATED WITH			Walter		
RELATIONSHIP TO ABOVE			Bowlman, Tolson J.		
<input type="checkbox"/> SON	<input type="checkbox"/> NEPHEW	<input type="checkbox"/> STEPSON			
<input type="checkbox"/> DAUGHTER	<input type="checkbox"/> NIECE	<input type="checkbox"/> STEPDAUGHTER			
<input type="checkbox"/> BROTHER	<input type="checkbox"/> FATHER-IN-LAW	<input type="checkbox"/> COUSIN			
<input type="checkbox"/> SISTER	<input type="checkbox"/> MOTHER-IN-LAW	<input type="checkbox"/> HIRED MAN			
<input type="checkbox"/> FATHER	<input type="checkbox"/> SON-IN-LAW	<input checked="" type="checkbox"/> ROOMER			
<input type="checkbox"/> MOTHER	<input type="checkbox"/> DAUGHTER-IN-LAW	<input type="checkbox"/> SERVANT			
<input type="checkbox"/> GRANDSON	<input type="checkbox"/> BROTHER-IN-LAW	<input type="checkbox"/> OTHER (Specify)			
<input type="checkbox"/> GRANDDAUGHTER	<input type="checkbox"/> SISTER-IN-LAW	<input type="checkbox"/>			
<input type="checkbox"/> GRANDCHILD	<input type="checkbox"/> ORPHAN	<input type="checkbox"/>			

FORM BC-627 (5-5-67)
FORMERLY 10-637

1910 CENSUS INDEX - INDIVIDUAL

U.S. DEPARTMENT OF COMMERCE
BUREAU OF THE CENSUS

TEXAS

HEAD OF FAMILY		E.D.	SHEET
White D. H.		78	2
COLOR	AGE	BIRTHPLACE	
W.	27		
COUNTY	Henderson		CITY
VOL. 74			
OTHER MEMBERS OF FAMILY			
NAME	RELATIONSHIP	AGE	BIRTHPLACE
Mary	W.	21	
Bertie	D.	3	
Winnifred	S.	6/12	
J. L.			

FORM 10 636
1910 CENSUS INDEX - FAMILY

U. S. DEPARTMENT OF COMMERCE
BUREAU OF THE CENSUS

TEXAS

W300		NAME OF INDIVIDUAL Wood R H		E.D. 88	SHEET 58
COLOR W	AGE 19	BIRTHPLACE Ill		VOL. 126	
COUNTY Smith		CITY			
ENUMERATED WITH Peltzer H J					
RELATIONSHIP TO ABOVE					
<input type="checkbox"/> SON	<input type="checkbox"/> NEPHEW	<input type="checkbox"/> STEPSON			
<input type="checkbox"/> DAUGHTER	<input type="checkbox"/> NIECE	<input type="checkbox"/> STEPDAUGHTER			
<input type="checkbox"/> BROTHER	<input type="checkbox"/> FATHER-IN-LAW	<input type="checkbox"/> COUSIN			
<input type="checkbox"/> SISTER	<input type="checkbox"/> MOTHER-IN-LAW	<input type="checkbox"/> HIRED MAN			
<input type="checkbox"/> FATHER	<input type="checkbox"/> SON-IN-LAW	<input type="checkbox"/> ROOMER			
<input type="checkbox"/> MOTHER	<input type="checkbox"/> DAUGHTER-IN-LAW	<input type="checkbox"/> SERVANT			
<input type="checkbox"/> GRANDSON	<input type="checkbox"/> BROTHER-IN-LAW	<input type="checkbox"/> OTHER (Specify)			
<input type="checkbox"/> GRANDDAUGHTER	<input type="checkbox"/> SISTER-IN-LAW	<input type="checkbox"/>			
<input type="checkbox"/> GRANDCHILD	<input type="checkbox"/> ORPHAN	<input type="checkbox"/>			

FORM BC-627 (5-5-57)
FORMERLY 10-637

U.S. DEPARTMENT OF COMMERCE
BUREAU OF THE CENSUS

1910 CENSUS INDEX - INDIVIDUAL

TEXAS

W300	HEAD OF FAMILY White, R. H.		E.D. 109	SHEET 252
COLOR W	AGE 21	BIRTHPLACE Ga.	VOL. 79	
COUNTY Hunt	CITY			
OTHER MEMBERS OF FAMILY				
	NAME	RELATIONSHIP	AGE	BIRTHPLACE
/	Willie	W	16	
-	Walter	B	19	Ga.

FORM 10 636
1910 CENSUS INDEX - FAMILY

U. S. DEPARTMENT OF COMMERCE
BUREAU OF THE CENSUS

TEXAS

10300		HEAD OF FAMILY		Wood, R. J.		E.D.	SHEET
COLOR	W	AGE	36	BIRTHPLACE	Ala.	124	105
COUNTY	Wood			CITY		VOL.	149
OTHER MEMBERS OF FAMILY							
NAME		RELATIONSHIP	AGE	BIRTHPLACE			
Mammie		W	33	Ala.			
Bertha May		D	22				
James		S	10				
Charles		S	7				
Norman		S	4				
Cliffie		D	1				

FORM 10-636
1910 CENSUS INDEX - FAMILY

U.S. DEPARTMENT OF COMMERCE
BUREAU OF THE CENSUS

6300		HEAD OF FAMILY		TEXAS	
COLOR	W	AGE	36	BIRTHPLACE	R. 7
COUNTY	Rusk			CITY	
		E.D.	59	SHEET	231
		VOL.	121		
OTHER MEMBERS OF FAMILY					
NAME	RELATIONSHIP	AGE	BIRTHPLACE		
Dora B. Howell	W	34			
	S	7			

FORM 10-638
 1910 CENSUS INDEX - FAMILY

U.S. DEPARTMENT OF COMMERCE
 BUREAU OF THE CENSUS

TEXAS

W300	HEAD OF FAMILY		Wood P E	E.O.	SHEET
				122	36
COLOR	AGE	BIRTHPLACE		VOL.	
W	29	Iowa		46	
COUNTY			CITY		
Ellis			Kapalschie		
OTHER MEMBERS OF FAMILY					
	NAME	RELATIONSHIP	AGE	BIRTHPLACE	
	Mary E	W	37		
	Leslie	S	19		
	Jay	D	17		
	Ita	S	14		
	Maurice	S	12		
	Rollie	S	9		
	Lois	D	6		

FORM 10-636A

1910 CENSUS INDEX - INDIVIDUAL

U.S. DEPARTMENT OF COMMERCE
BUREAU OF THE CENSUS

TEXAS

W300		NAME OF INDIVIDUAL White R. E.		E.D. 75	SHEET 19
COLOR W	AGE 58	BIRTHPLACE Tenn		VOL. 137	
COUNTY Travis			CITY Austin		
ENUMERATED WITH - Peterson W. M.					
RELATIONSHIP TO ABOVE					
<input type="checkbox"/> SON	<input type="checkbox"/> NEPHEW	<input type="checkbox"/> STEPSON			
<input type="checkbox"/> DAUGHTER	<input type="checkbox"/> NIECE	<input type="checkbox"/> STEPDAUGHTER			
<input type="checkbox"/> BROTHER	<input type="checkbox"/> FATHER-IN-LAW	<input type="checkbox"/> COUSIN			
<input type="checkbox"/> SISTER	<input type="checkbox"/> MOTHER-IN-LAW	<input type="checkbox"/> HIRED MAN			
<input type="checkbox"/> FATHER	<input type="checkbox"/> SON-IN-LAW	<input checked="" type="checkbox"/> ROOMER			
<input type="checkbox"/> MOTHER	<input type="checkbox"/> DAUGHTER-IN-LAW	<input type="checkbox"/> SERVANT			
<input type="checkbox"/> GRANDSON	<input type="checkbox"/> BROTHER-IN-LAW	<input type="checkbox"/> OTHER (Specify)			
<input type="checkbox"/> GRANDDAUGHTER	<input type="checkbox"/> SISTER-IN-LAW				
<input type="checkbox"/> GRANDCHILD	<input type="checkbox"/> ORPHAN				

FORM 10 637
1910 CENSUS INDEX - INDIVIDUAL

U. S. DEPARTMENT OF COMMERCE
BUREAU OF THE CENSUS

TEXAS

W-306	HEAD OF FAMILY W. E. R. E.		E. D.	SHEET
COLOR B	AGE 19	BIRTHPLACE	97	43
COUNTY Nacogdoches	CITY		VOL.	709
OTHER MEMBERS OF FAMILY				
NAME		RELATIONSHIP	AGE	BIRTHPLACE
+ Juvenia W.		W	18	

FORM 10 636
- 1910 CENSUS INDEX - FAMILY

U. S. DEPARTMENT OF COMMERCE
BUREAU OF THE CENSUS

U 300		HEAD OF FAMILY			TEXAS	
COLOR	W	AGE	49	BIRTHPLACE	White R.E. Mrs	E.D. SHEET
COUNTY	Dallam			CITY	Dalhart	
OTHER MEMBERS OF FAMILY						
NAME		RELATIONSHIP	AGE	BIRTHPLACE		
L.C.		S	25			
Ida		DL	22			
10L						

FORM 10-636
 1910 CENSUS INDEX - FAMILY

U.S. DEPARTMENT OF COMMERCE
 BUREAU OF THE CENSUS

TEXAS

10360		HEAD OF FAMILY White R.E.		E.D. 139	SHEET 43
COLOR W	AGE 45	BIRTHPLACE Ark.		VOL. 86	
COUNTY Jones			CITY		
OTHER MEMBERS OF FAMILY					
NAME	RELATIONSHIP	AGE	BIRTHPLACE		
Dellie	W	37	Ala.		
Dora R	D	13			
R. C	S	12			
H. B	S	11			
Gla I	D	8			
Parism	S	4			
G. I	D	4			

U.S. DEPARTMENT OF COMMERCE
BUREAU OF THE CENSUSFORM 10-638A
1910 CENSUS INDEX - INDIVIDUAL

TEXAS

W-3-00		NAME OF INDIVIDUAL Wood R.D.		E.D. 106	SHEET 254
COLOR W	AGE 13	BIRTHPLACE Trinity		VOL. 138	
COUNTY		CITY			
ENUMERATED WITH Williams White					
RELATIONSHIP TO ABOVE					
<input type="checkbox"/> SON	<input type="checkbox"/> NEPHEW	<input type="checkbox"/> STEPSON			
<input type="checkbox"/> DAUGHTER	<input type="checkbox"/> NIECE	<input type="checkbox"/> STEPDAUGHTER			
<input type="checkbox"/> BROTHER	<input type="checkbox"/> FATHER-IN-LAW	<input type="checkbox"/> COUSIN			
<input type="checkbox"/> SISTER	<input type="checkbox"/> MOTHER-IN-LAW	<input type="checkbox"/> HIRED MAN			
<input type="checkbox"/> FATHER	<input checked="" type="checkbox"/> SON-IN-LAW	<input checked="" type="checkbox"/> ROOMER			
<input type="checkbox"/> MOTHER	<input type="checkbox"/> DAUGHTER-IN-LAW	<input type="checkbox"/> SERVANT			
<input type="checkbox"/> GRANDSON	<input type="checkbox"/> BROTHER-IN-LAW	<input type="checkbox"/> OTHER (Specify)			
<input type="checkbox"/> GRANDDAUGHTER	<input type="checkbox"/> SISTER-IN-LAW				
<input type="checkbox"/> GRANDCHILD	<input type="checkbox"/> ORPHAN				

FORM BC-627 (8-5-67)
FORMERLY 10-637

1910 CENSUS INDEX - INDIVIDUAL

U.S. DEPARTMENT OF COMMERCE
BUREAU OF THE CENSUS

TEXAS

W300		NAME OF INDIVIDUAL Wood R D		E. D. - 74	SHEET 1
COLOR W	AGE 22	BIRTHPLACE -		VOL. 12	
COUNTY Bexar			CITY		
ENUMERATED WITH Henderson Mrs. M. N.					
RELATIONSHIP TO ABOVE					
<input type="checkbox"/> SON	<input type="checkbox"/> NEPHEW	<input type="checkbox"/> STEPSON			
<input type="checkbox"/> DAUGHTER	<input type="checkbox"/> NIECE	<input type="checkbox"/> STEPDAUGHTER			
<input type="checkbox"/> BROTHER	<input type="checkbox"/> FATHER-IN-LAW	<input type="checkbox"/> COUSIN			
<input type="checkbox"/> SISTER	<input type="checkbox"/> MOTHER-IN-LAW	<input type="checkbox"/> HIRED MAN			
<input type="checkbox"/> FATHER	<input type="checkbox"/> SON-IN-LAW	<input checked="" type="checkbox"/> ROOMER			
<input type="checkbox"/> MOTHER	<input type="checkbox"/> DAUGHTER-IN-LAW	<input type="checkbox"/> SERVANT			
<input type="checkbox"/> GRANDSON	<input type="checkbox"/> BROTHER-IN-LAW	<input type="checkbox"/> OTHER (Specify)			
<input type="checkbox"/> GRANDDAUGHTER	<input type="checkbox"/> SISTER-IN-LAW				
<input type="checkbox"/> GRANDCHILD	<input type="checkbox"/> ORPHAN				

FORM 10-637

1910 CENSUS INDEX - INDIVIDUAL

U.S. DEPARTMENT OF COMMERCE
BUREAU OF THE CENSUS

TEXAS

W 300		HEAD OF FAMILY		Diader R C		E.D.	SHEET
W		AGE	BIRTHPLACE		VOL.		
W		45	Texas		43		
COUNTY	Fannin			CITY			
OTHER MEMBERS OF FAMILY							
NAME		RELATIONSHIP	AGE	BIRTHPLACE			
Maggie		W	38				
Vester		D	14				
Walter		S	10				
Evelyn		D	2				

FORM 10-636
1910 CENSUS INDEX - FAMILY

U. S. DEPARTMENT OF COMMERCE
BUREAU OF THE CENSUS

TEXAS

W 300	HEAD OF FAMILY <i>White B. C.</i>		E.D. 53	SHEET 49
COLOR <i>W</i>	AGE 57	BIRTHPLACE <i>Denm</i>		VOL. 43
COUNTY <i>Fannin</i>		CITY -		
OTHER MEMBERS OF FAMILY				
NAME	RELATIONSHIP	AGE	BIRTHPLACE	
<i>H. C.</i>	<i>W</i>	<i>60</i>	<i>Denm</i>	
<i>E. C.</i>	<i>S</i>	<i>33</i>	<i>/</i>	
<i>W. H.</i>	<i>S</i>	<i>28</i>	<i>/</i>	
<i>R. D.</i>	<i>S</i>	<i>17</i>		

FORM 10-636
1910 CENSUS INDEX - FAMILY

U. S. DEPARTMENT OF COMMERCE
BUREAU OF THE CENSUS

TEXAS

10-302	HEAD OF FAMILY		Wade, R.C.	E.D.	SHEET
COLOR	AGE	BIRTHPLACE		25	8
W	48	Ala		VOL.	19
COUNTY	Caldwell		CITY	Lockhart	
OTHER MEMBERS OF FAMILY					
	NAME	RELATIONSHIP	AGE	BIRTHPLACE	
	Geneva	W	41	Ala	
	Bulah	D	20		
	Robert	S	17		
	Joe	S	14		
	Imez	D	10		
	Carroll	S	5		

FORM 10-636
1910 CENSUS INDEX - FAMILY

U.S. DEPARTMENT OF COMMERCE
BUREAU OF THE CENSUS

TEXAS

11-300		HEAD OF FAMILY <i>W. J. Titus</i>			E.O. 134	SHEET 32
COLOR <i>W</i>	AGE <i>70</i>	BIRTHPLACE <i>W. Va.</i>			VOL. <i>135</i>	
COUNTY <i>Titus</i>				CITY <i>W. Va.</i>		
OTHER MEMBERS OF FAMILY						
NAME		RELATIONSHIP		AGE	BIRTHPLACE	
<i>W. J. Titus</i>		<i>Wife</i>		<i>66</i>	<i>W. Va.</i>	

TEXAS

11300		HEAD OF FAMILY		Wood R B		E.D.	SHEET
COLOR	W	AGE	55	BIRTHPLACE		116	64
COUNTY				Van Zandt	CITY	VOL. 140	
OTHER MEMBERS OF FAMILY							
	NAME			RELATIONSHIP	AGE	BIRTHPLACE	
/	Minnie			D	22		
	Grace			D	18		
	Laudie			D	15		
	Gertrude			D	13		
+ 1 HH							

FORM 10-636
1910 CENSUS INDEX - FAMILY

U.S. DEPARTMENT OF COMMERCE
BUREAU OF THE CENSUS

TEXAS

W. J. Co.		HEAD OF FAMILY			E.D.	SHEET
		Wood R. B.			101	17
COLOR	W	AGE	BIRTHPLACE		VOL. 68	
		78	Tex			
COUNTY	Harris			CITY	Houston	
OTHER MEMBERS OF FAMILY						
	NAME		RELATIONSHIP	AGE	BIRTHPLACE	
	7 Anna		W	54	Tex	

FORM 10-636
 1910 CENSUS INDEX - FAMILY

U. S. DEPARTMENT OF COMMERCE
 BUREAU OF THE CENSUS

TEXAS

W 350	HEAD OF FAMILY <i>White</i>		R. B.		E. O. 84	SHEET 75
COLOR <i>W</i>	AGE <i>32</i>	BIRTHPLACE			VOL. <i>61</i>	
COUNTY	<i>Grayson</i>		CITY <i>Denison</i>			
OTHER MEMBERS OF FAMILY						
NAME		RELATIONSHIP	AGE	BIRTHPLACE		
<i>1</i>		<i>Wife</i>	<i>W 26</i>	<i>Ala</i>		

FORM 10-636

1910 CENSUS INDEX - FAMILY

U.S. DEPARTMENT OF COMMERCE
BUREAU OF THE CENSUS

TEXAS

W. S. a.		HEAD OF FAMILY		Wood (Mrs) R. G		E.D.	SHEET
COLOR	W	AGE	BIRTHPLACE			67	7
COUNTY	W. S. a.			CITY		VOL.	77
OTHER MEMBERS OF FAMILY							
NAME		RELATIONSHIP	AGE	BIRTHPLACE			
Byrd Eugene		H	48				
Alpha		SS	15				
William		HD	40				

FORM 10-536
 1910 CENSUS INDEX - FAMILY

U.S. DEPARTMENT OF COMMERCE
 Bureau of the Census

TEXAS

10-300	HEAD OF FAMILY W. L. White, R. White		E.D. 316	SHEET 240
COLOR W	AGE 20	BIRTHPLACE		VOL. 130
COUNTY	Runnels		CITY	
OTHER MEMBERS OF FAMILY				
	NAME	RELATIONSHIP	AGE	BIRTHPLACE
	Maggie	W	18	
	John A.	S	2	
	Marion	D	1/2	

FORM 10 636
1910 CENSUS INDEX - FAMILY

U. S. DEPARTMENT OF COMMERCE
BUREAU OF THE CENSUS

TEXAS

W 300	HEAD OF FAMILY		Wood R A	E.D.	SHEET
COLOR	AGE	BIRTHPLACE		100	160
W	44	Ark		VOL.	11
COUNTY	Lamar		CITY		
OTHER MEMBERS OF FAMILY					
NAME		RELATIONSHIP	AGE	BIRTHPLACE	
Calvin		S	18		
Leroy		S	15		
M E		S	11		
M E		M	75	Tenn	

FORM 10-636

1910 CENSUS INDEX - FAMILY

U.S. DEPARTMENT OF COMMERCE
BUREAU OF THE CENSUS

TEXAS

W 300	HEAD OF FAMILY Witt R. A.		E.D. 186	SHEET 36
COLOR W	AGE 32	BIRTHPLACE	VOL. 112	
COUNTY Ochiltree	CITY			
OTHER MEMBERS OF FAMILY				
NAME		RELATIONSHIP	AGE	BIRTHPLACE
Ed. B.		W	31	-
Kerman G.		D	9	Oklahoma
Vera G.		D	6	"
Velma G.		D	3	"
Kirie G.		D	9/12	"

FORM 10-636
1910 CENSUS INDEX - FAMILY

U. S. DEPARTMENT OF COMMERCE
BUREAU OF THE CENSUS

TEXAS

W300		HEAD OF FAMILY		P		E.O.	SHEET
COLOR	W	AGE	39	BIRTHPLACE	Tenn	37	2
COUNTY	Fannin			CITY		VOL.	43
OTHER MEMBERS OF FAMILY							
NAME		RELATIONSHIP	AGE	BIRTHPLACE			
Wester		W	44	Tenn			
William		S	27	I			
Fred		S	18	I			

FORM 10-636
1910 CENSUS INDEX - FAMILY

U.S. DEPARTMENT OF COMMERCE
BUREAU OF THE CENSUS

TEXAS

W 300		HEAD OF FAMILY		R		E.D.	SHEET
COLOR	W	AGE	37	BIRTHPLACE		188	314
COUNTY				CITY		VOL.	
McCulloch				Brady		96	
OTHER MEMBERS OF FAMILY							
NAME		RELATIONSHIP	AGE	BIRTHPLACE			
Victoria L		W	33	Ind.			
4		50					

FORM 10 636
1910 CENSUS INDEX - FAMILY

U S. DEPARTMENT OF COMMERCE
BUREAU OF THE CENSUS

R

TEXAS

W 300		NAME OF INDIVIDUAL		E.D.	SHEET
		White Quit		30	17
COLOR	AGE	BIRTHPLACE		VOL.	
W	15			58	
COUNTY			CITY		
Grimes					
ENUMERATED WITH					
Lovan Samuel C					
RELATIONSHIP TO ABOVE					
<input type="checkbox"/> SON	<input type="checkbox"/> NEPHEW	<input type="checkbox"/> STEPSON			
<input type="checkbox"/> DAUGHTER	<input type="checkbox"/> NIECE	<input type="checkbox"/> STEPDAUGHTER			
<input type="checkbox"/> BROTHER	<input type="checkbox"/> FATHER-IN-LAW	<input type="checkbox"/> COUSIN			
<input type="checkbox"/> SISTER	<input type="checkbox"/> MOTHER-IN-LAW	<input type="checkbox"/> HIRED MAN			
<input type="checkbox"/> FATHER	<input type="checkbox"/> SON-IN-LAW	<input checked="" type="checkbox"/> ROOMER			
<input type="checkbox"/> MOTHER	<input type="checkbox"/> DAUGHTER-IN-LAW	<input type="checkbox"/> SERVANT			
<input type="checkbox"/> GRANDSON	<input type="checkbox"/> BROTHER-IN-LAW	<input type="checkbox"/> OTHER (Specify)			
<input type="checkbox"/> GRANDDAUGHTER	<input type="checkbox"/> SISTER-IN-LAW				
<input type="checkbox"/> GRANDCHILD	<input type="checkbox"/> ORPHAN				

FORM 10 637
1910 CENSUS INDEX - INDIVIDUAL

U. S. DEPARTMENT OF COMMERCE
BUREAU OF THE CENSUS

TEXAS

W300	NAME OF INDIVIDUAL <i>White Queen T.</i>		E.D. <i>37</i>	SHEET <i>158</i>
COLOR <i>B</i>	AGE <i>8</i>	BIRTHPLACE	VOL. <i>34</i>	
COUNTY <i>Dallas</i>		CITY <i>Dallas</i>		
ENUMERATED WITH <i>Jurney Greina</i>				
RELATIONSHIP TO ABOVE				
<input type="checkbox"/> SON	<input type="checkbox"/> NEPHEW	<input type="checkbox"/> STEPSON		
<input type="checkbox"/> DAUGHTER	<input checked="" type="checkbox"/> NIECE	<input type="checkbox"/> STEPDAUGHTER		
<input type="checkbox"/> BROTHER	<input type="checkbox"/> FATHER-IN-LAW	<input type="checkbox"/> COUSIN		
<input type="checkbox"/> SISTER	<input type="checkbox"/> MOTHER-IN-LAW	<input type="checkbox"/> HIRED MAN		
<input type="checkbox"/> FATHER	<input type="checkbox"/> SON-IN-LAW	<input type="checkbox"/> ROOMER		
<input type="checkbox"/> MOTHER	<input type="checkbox"/> DAUGHTER-IN-LAW	<input type="checkbox"/> SERVANT		
<input type="checkbox"/> GRANDSON	<input type="checkbox"/> BROTHER-IN-LAW	<input type="checkbox"/> OTHER (Specify)		
<input type="checkbox"/> GRANDDAUGHTER	<input type="checkbox"/> SISTER-IN-LAW			
<input type="checkbox"/> GRANDCHILD	<input type="checkbox"/> ORPHAN			

FORM 10-637
1910 CENSUS INDEX - INDIVIDUAL

U.S. DEPARTMENT OF COMMERCE
BUREAU OF THE CENSUS

TEXAS

10300	NAME OF INDIVIDUAL Wood, Queen		E.D. 133	SHEET 60
COLOR W	AGE 20	BIRTHPLACE ala	VOL 149	
COUNTY Wood		CITY		
ENUMERATED WITH Whitworth, G. L.				
RELATIONSHIP TO ABOVE				
<input type="checkbox"/> SON	<input type="checkbox"/> NEPHEW	<input type="checkbox"/> STEPSON		
<input type="checkbox"/> DAUGHTER	<input type="checkbox"/> NIECE	<input type="checkbox"/> STEPDAUGHTER		
<input type="checkbox"/> BROTHER	<input type="checkbox"/> FATHER-IN-LAW	<input type="checkbox"/> COUSIN		
<input type="checkbox"/> SISTER	<input type="checkbox"/> MOTHER-IN-LAW	<input type="checkbox"/> HIRED MAN		
<input type="checkbox"/> FATHER	<input type="checkbox"/> SON-IN-LAW	<input type="checkbox"/> ROOMER		
<input type="checkbox"/> MOTHER	<input type="checkbox"/> DAUGHTER-IN-LAW	<input type="checkbox"/> SERVANT		
<input type="checkbox"/> GRANDSON	<input checked="" type="checkbox"/> BROTHER-IN-LAW	<input type="checkbox"/> OTHER (Specify)		
<input type="checkbox"/> GRANDDAUGHTER	<input type="checkbox"/> SISTER-IN-LAW			
<input type="checkbox"/> GRANDCHILD	<input type="checkbox"/> ORPHAN			

FORM BC-627 (5-5-67)
FORMERLY 10-637

U.S. DEPARTMENT OF COMMERCE
BUREAU OF THE CENSUS

1910 CENSUS INDEX - INDIVIDUAL

TEXAS

W300	NAME OF INDIVIDUAL Wade - 2 Miss		E.D. 40	SHEET 35
COLOR W	AGE 23	BIRTHPLACE	VOL. 69	
COUNTY	Harris		CITY	
ENUMERATED WITH Bell A C				
RELATIONSHIP TO ABOVE				
<input type="checkbox"/> SON	<input type="checkbox"/> NEPHEW	<input type="checkbox"/> STEPSON		
<input checked="" type="checkbox"/> DAUGHTER	<input type="checkbox"/> NIECE	<input type="checkbox"/> STEPDAUGHTER		
<input type="checkbox"/> BROTHER	<input type="checkbox"/> FATHER-IN-LAW	<input type="checkbox"/> COUSIN		
<input type="checkbox"/> SISTER	<input type="checkbox"/> MOTHER-IN-LAW	<input type="checkbox"/> HIRED MAN		
<input type="checkbox"/> FATHER	<input type="checkbox"/> SON-IN-LAW	<input type="checkbox"/> ROOMER		
<input type="checkbox"/> MOTHER	<input type="checkbox"/> DAUGHTER-IN-LAW	<input type="checkbox"/> SERVANT		
<input type="checkbox"/> GRANDSON	<input type="checkbox"/> BROTHER-IN-LAW	<input type="checkbox"/> OTHER (Specify)		
<input type="checkbox"/> GRANDDAUGHTER	<input type="checkbox"/> SISTER-IN-LAW			
<input type="checkbox"/> GRANDCHILD	<input type="checkbox"/> ORPHAN			

FORM 10-637
1910 CENSUS INDEX - INDIVIDUAL

U. S. DEPARTMENT OF COMMERCE
BUREAU OF THE CENSUS

Q

TEXAS

00300	HEAD OF FAMILY <i>Witte Pryor</i>		E.D. <i>94</i>	SHEET <i>2</i>
COLOR <i>(W)</i>	AGE <i>23</i>	BIRTHPLACE	VOL. <i>32</i>	
COUNTY	Dallas		CITY	
OTHER MEMBERS OF FAMILY				
NAME		RELATIONSHIP	AGE	BIRTHPLACE
<i>W. Partnes</i>				
<i>W. Cook</i>				

FORM 10-636

1910 CENSUS INDEX - FAMILY

U.S. DEPARTMENT OF COMMERCE
BUREAU OF THE CENSUS.

TEXAS

W 300	NAME OF INDIVIDUAL <i>Wade, Prossime</i>		E.D. 23	SHEET 142
COLOR B	AGE 27	BIRTHPLACE		VOL. 53
COUNTY Fort Bend			CITY	
ENUMERATED WITH <i>Shonors, Gus</i>				
RELATIONSHIP TO ABOVE				
<input type="checkbox"/> SON	<input type="checkbox"/> NEPHEW	<input type="checkbox"/> STEPSON		
<input type="checkbox"/> DAUGHTER	<input type="checkbox"/> NIECE	<input type="checkbox"/> STEPDAUGHTER		
<input type="checkbox"/> BROTHER	<input type="checkbox"/> FATHER-IN-LAW	<input type="checkbox"/> COUSIN		
<input type="checkbox"/> SISTER	<input type="checkbox"/> MOTHER-IN-LAW	<input type="checkbox"/> HIRED MAN		
<input type="checkbox"/> FATHER	<input type="checkbox"/> SON-IN-LAW	<input type="checkbox"/> ROOMER		
<input type="checkbox"/> MOTHER	<input type="checkbox"/> DAUGHTER-IN-LAW	<input checked="" type="checkbox"/> SERVANT		
<input type="checkbox"/> GRANDSON	<input type="checkbox"/> BROTHER-IN-LAW	<input type="checkbox"/> OTHER (Specify)		
<input type="checkbox"/> GRANDDAUGHTER	<input type="checkbox"/> SISTER-IN-LAW			
<input type="checkbox"/> GRANDCHILD	<input type="checkbox"/> ORPHAN			

FORM 10-637
1910 CENSUS INDEX - INDIVIDUAL

U.S. DEPARTMENT OF COMMERCE
BUREAU OF THE CENSUS

TEXAS

W 300		HEAD OF FAMILY		E.D.		SHEET	
COLOR		AGE		BIRTHPLACE		VOL.	
		20		Miss.		17 10	
COUNTY				CITY			
Burleson							
OTHER MEMBERS OF FAMILY							
NAME		RELATIONSHIP		AGE		BIRTHPLACE	
Wife		w		28		Pa.	
Child		s		26			
Child		s		19			

FORM 10-636
1910 CENSUS INDEX - FAMILY

U. S. DEPARTMENT OF COMMERCE
BUREAU OF THE CENSUS

TEXAS

10,000		HEAD OF FAMILY		Wyatt Prof.		E.D.	SHEET
COLOR	B	AGE	45	BIRTHPLACE	Ala	10	15
COUNTY	Brazos			CITY		VOL.	6
OTHER MEMBERS OF FAMILY							
NAME		RELATIONSHIP	AGE	BIRTHPLACE			
Wyatt		Philip	w	40	Ala.		
Fields		Hettie	G.D.	8			

FORM 10-636

1910 CENSUS INDEX - FAMILY

U.S. DEPARTMENT OF COMMERCE
BUREAU OF THE CENSUS

TEXAS

11300	HEAD OF FAMILY		Hood Proctor		E.D.	SHEET
COLOR W	AGE 22	BIRTHPLACE		261	214	
COUNTY			CITY		VOL.	
Wise					148	
OTHER MEMBERS OF FAMILY						
NAME		RELATIONSHIP	AGE	BIRTHPLACE		
Maud		W	21			

FORM 10 636
1910 CENSUS INDEX - FAMILY

U S DEPARTMENT OF COMMERCE
BUREAU OF THE CENSUS

TEXAS

- W300		NAME OF INDIVIDUAL White, Rena		E.D.	SHEET
COLOR B	AGE 12	BIRTHPLACE		7	16
COUNTY Brazoria			CITY		
ENUMERATED WITH Wood, Mary					
RELATIONSHIP TO ABOVE					
<input checked="" type="checkbox"/> SON	<input type="checkbox"/> NEPHEW	<input type="checkbox"/> STEPSON			
<input type="checkbox"/> DAUGHTER	<input type="checkbox"/> NIECE	<input type="checkbox"/> STEPDAUGHTER			
<input type="checkbox"/> BROTHER	<input type="checkbox"/> FATHER-IN-LAW	<input type="checkbox"/> COUSIN			
<input type="checkbox"/> SISTER	<input type="checkbox"/> MOTHER-IN-LAW	<input type="checkbox"/> HIRED MAN			
<input type="checkbox"/> FATHER	<input type="checkbox"/> SON-IN-LAW	<input type="checkbox"/> ROOMER			
<input type="checkbox"/> MOTHER	<input type="checkbox"/> DAUGHTER-IN-LAW	<input type="checkbox"/> SERVANT			
<input type="checkbox"/> GRANDSON	<input type="checkbox"/> BROTHER-IN-LAW	<input type="checkbox"/> OTHER (Specify)			
<input type="checkbox"/> GRANDDAUGHTER	<input type="checkbox"/> SISTER-IN-LAW				
<input type="checkbox"/> GRANDCHILD	<input type="checkbox"/> ORPHAN				

FORM 10-637
1910 CENSUS INDEX - INDIVIDUAL

U. S. DEPARTMENT OF COMMERCE
BUREAU OF THE CENSUS

TEXAS

W-300	HEAD OF FAMILY White, Prince		E.D. 70	SHEET 35
COLOR In	AGE 24	BIRTHPLACE		VOL. 82
COUNTY Kinney		CITY		
OTHER MEMBERS OF FAMILY				
	NAME	RELATION- SHIP	AGE	BIRTHPLACE
	Carrie	W.	28	
	Hella	D.	6	
	Louis	S.	11	

FORM 10-636
1910 CENSUS INDEX - FAMILY

U.S. DEPARTMENT OF COMMERCE
BUREAU OF THE CENSUS

TEXAS

W 300	HEAD OF FAMILY Wyatt, Prime		E.D. 105	SHEET 165
COLOR W	AGE 31	BIRTHPLACE	VOL. 122	
COUNTY San Jacinto	CITY			
OTHER MEMBERS OF FAMILY				
NAME		RELATIONSHIP	AGE	BIRTHPLACE
Isabel		W	29	
Arteria		D	12	
Marlow		S	11	
P. Hillia		D	10	
Claire		S	9	
Rachel		D	8	
Roger		S	6	

FORM 10-536A

1910 CENSUS INDEX - INDIVIDUAL

U.S. DEPARTMENT OF COMMERCE
BUREAU OF THE CENSUS

TEXAS

W300		HEAD OF FAMILY Wheat Preston		E.D. 1	SHEET 186
COLOR B	AGE 30	BIRTHPLACE		VOL. 15	
COUNTY Bowie			CITY		
OTHER MEMBERS OF FAMILY					
NAME		RELATION- SHIP	AGE	BIRTHPLACE	
Lella		W	20		
Lessa		D	15 1/2		
Verna B		D	3 1/2		

FORM 10-636
1910 CENSUS INDEX - FAMILY

U. S. DEPARTMENT OF COMMERCE
BUREAU OF THE CENSUS

TEXAS

W300	HEAD OF FAMILY		E.D.	SHEET
	White Pres		761	257
COLOR	AGE	BIRTHPLACE	VOL.	
W	4	La	99	
COUNTY	McLennan		CITY	
OTHER MEMBERS OF FAMILY				
NAME		RELATIONSHIP	AGE	BIRTHPLACE
Anne		W	26	
Louis		S	7	
Luzanne		S	4	
Zurma		D	2	

FORM 10-636
1910 CENSUS INDEX - FAMILY

U.S. DEPARTMENT OF COMMERCE
BUREAU OF THE CENSUS

TEXAS

W 300	NAME OF INDIVIDUAL Wett Prentice C	E.O. No	SHEET 282
COLOR W	AGE 20	BIRTHPLACE	VOL. 104
COUNTY Mitchell	CITY		
ENUMERATED WITH Wood Rosa L			
RELATIONSHIP TO ABOVE			
<input checked="" type="checkbox"/> SON	<input type="checkbox"/> NEPHEW	<input type="checkbox"/> STEPSON	
<input type="checkbox"/> DAUGHTER	<input type="checkbox"/> NIECE	<input type="checkbox"/> STEPDAUGHTER	
<input type="checkbox"/> BROTHER	<input type="checkbox"/> FATHER-IN-LAW	<input type="checkbox"/> COUSIN	
<input type="checkbox"/> SISTER	<input type="checkbox"/> MOTHER-IN-LAW	<input type="checkbox"/> HIRED MAN	
<input type="checkbox"/> FATHER	<input type="checkbox"/> SON-IN-LAW	<input type="checkbox"/> ROOMER	
<input type="checkbox"/> MOTHER	<input type="checkbox"/> DAUGHTER-IN-LAW	<input type="checkbox"/> SERVANT	
<input type="checkbox"/> GRANDSON	<input type="checkbox"/> BROTHER-IN-LAW	<input type="checkbox"/> OTHER (Specify)	
<input type="checkbox"/> GRANDDAUGHTER	<input type="checkbox"/> SISTER-IN-LAW		
<input type="checkbox"/> GRANDCHILD	<input type="checkbox"/> ORPHAN		

FORM 10-637
1910 CENSUS INDEX - INDIVIDUAL

U. S. DEPARTMENT OF COMMERCE
BUREAU OF THE CENSUS

TEXAS

W 800	HEAD OF FAMILY White Preselana		E.D. 5	SHEET 4
COLOR W	AGE 50	BIRTHPLACE Mex.	VOL. 13	
COUNTY /	Brewster		CITY	
OTHER MEMBERS OF FAMILY				
NAME		RELATION- SHIP	AGE	BIRTHPLACE
White Daniel		S	24	Mex.
/ Velveta		D	17	/
- / John		S	13	/

FORM 10-636
1910 CENSUS INDEX - FAMILY

U. S. DEPARTMENT OF COMMERCE
BUREAU OF THE CENSUS

TEXAS

W300		HEAD OF FAMILY		Wood, Powell		E.D.	SHEET
W		AGE	BIRTHPLACE		VOL.		
56				92			
COUNTY				CITY			
Lampasas							
OTHER MEMBERS OF FAMILY							
NAME		RELATIONSHIP	AGE	BIRTHPLACE			
Florence		W	46	Miss			
Lysie E.		D	17				
Jessie E.		D	15				
John W.		S	10				
Albert F.		S	7				
William B.		S	6				

FORM 10-636
1910 CENSUS INDEX - FAMILY

U.S. DEPARTMENT OF COMMERCE
BUREAU OF THE CENSUS

TEXAS

W300	HEAD OF FAMILY White Porter		E.D. 53	SHEET 81
COLOR W	AGE 23	BIRTHPLACE		VOL. 52
COUNTY Franklin		CITY		
OTHER MEMBERS OF FAMILY				
NAME		RELATION- SHIP	AGE	BIRTHPLACE
Bessie		W	22	
Jewell		S	2	
Grandie		D	0	

FORM 10-636
1910 CENSUS INDEX - FAMILY

U. S. DEPARTMENT OF COMMERCE
BUREAU OF THE CENSUS

TEXAS

300 ^a		NAME OF INDIVIDUAL <i>White Porter</i>		E.D. 29	SHEET 239
COLOR B	AGE 42	BIRTHPLACE		VOL. 55	
COUNTY			CITY		
ENUMERATED WITH <i>Gessman, Harry</i>					
RELATIONSHIP TO ABOVE					
<input type="checkbox"/> SON	<input type="checkbox"/> NEPHEW	<input type="checkbox"/> STEPSON			
<input type="checkbox"/> DAUGHTER	<input type="checkbox"/> NIECE	<input type="checkbox"/> STEPDAUGHTER			
<input type="checkbox"/> BROTHER	<input type="checkbox"/> FATHER-IN-LAW	<input type="checkbox"/> COUSIN			
<input type="checkbox"/> SISTER	<input type="checkbox"/> MOTHER-IN-LAW	<input type="checkbox"/> HUSBAND			
<input type="checkbox"/> FATHER	<input type="checkbox"/> SON-IN-LAW	<input checked="" type="checkbox"/> ROOMER			
<input type="checkbox"/> MOTHER	<input type="checkbox"/> DAUGHTER-IN-LAW	<input type="checkbox"/> SERVANT			
<input type="checkbox"/> GRANDSON	<input type="checkbox"/> BROTHER-IN-LAW	<input type="checkbox"/> OTHER (Specify)			
<input type="checkbox"/> GRANDDAUGHTER	<input type="checkbox"/> SISTER-IN-LAW				
<input type="checkbox"/> GRANDCHILD	<input type="checkbox"/> ORPHAN				

FORM 10-637

1910 CENSUS INDEX - INDIVIDUAL

U.S. DEPARTMENT OF COMMERCE
BUREAU OF THE CENSUS

TEXAS

W300	NAME OF INDIVIDUAL <i>White Porter</i>		E.D. <i>371</i>	SHEET <i>1</i>
COLOR <i>W</i>	AGE <i>24</i>	BIRTHPLACE	VOL. <i>321</i>	
COUNTY <i>Coryell</i>		CITY		
ENUMERATED WITH <i>Manning James M.</i>				
RELATIONSHIP TO ABOVE				
<input type="checkbox"/> SON	<input type="checkbox"/> NEPHEW	<input type="checkbox"/> STEPSON		
<input type="checkbox"/> DAUGHTER	<input type="checkbox"/> NIECE	<input type="checkbox"/> STEPDAUGHTER		
<input type="checkbox"/> BROTHER	<input type="checkbox"/> FATHER-IN-LAW	<input type="checkbox"/> COUSIN		
<input type="checkbox"/> SISTER	<input type="checkbox"/> MOTHER-IN-LAW	<input type="checkbox"/> HIRED MAN		
<input type="checkbox"/> FATHER	<input type="checkbox"/> SON-IN-LAW	<input type="checkbox"/> ROOMER		
<input type="checkbox"/> MOTHER	<input type="checkbox"/> DAUGHTER-IN-LAW	<input type="checkbox"/> SERVANT		
<input type="checkbox"/> GRANDSON	<input type="checkbox"/> BROTHER-IN-LAW	<input checked="" type="checkbox"/> OTHER (Specify)		
<input type="checkbox"/> GRANDDAUGHTER	<input type="checkbox"/> SISTER-IN-LAW	<i>NA</i>		
<input type="checkbox"/> GRANDCHILD	<input type="checkbox"/> ORPHAN			

FORM 10-637
1910 CENSUS INDEX - INDIVIDUAL

U. S. DEPARTMENT OF COMMERCE
BUREAU OF THE CENSUS

TEXAS

9W-300		HEAD OF FAMILY		White Ponts		E.D.	SHEET
COLOR	AGE	BIRTHPLACE				54	309
W	71	Ill.				VOL.	
COUNTY				CITY		49	
Falls							
OTHER MEMBERS OF FAMILY							
NAME		RELATIONSHIP	AGE	BIRTHPLACE			
Mary		W	51				
Eddie		D	12				
Louie		D	10				
Maggie		D	6				

FORM 10-636
1910 CENSUS INDEX - FAMILY

U.S. DEPARTMENT OF COMMERCE
BUREAU OF THE CENSUS

TEXAS

W 300	HEAD OF FAMILY White Penola R		E.D. 23	SHEET 349
COLOR W	AGE 33	BIRTHPLACE Etath		VOL. 48
COUNTY	CITY			
OTHER MEMBERS OF FAMILY				
NAME		RELATIONSHIP	AGE	BIRTHPLACE
Jemily G		M	77	Ala
Nellie		Ni	12	

FORM 10-636
1910 CENSUS INDEX - FAMILY

U. S. DEPARTMENT OF COMMERCE
BUREAU OF THE CENSUS

TEXAS

10300-	HEAD OF FAMILY White, Pallas		E.D. 71	SHEET 414
COLOR Pp	AGE 60	BIRTHPLACE Irish	VOL. 78	
COUNTY	Houston		CITY	
OTHER MEMBERS OF FAMILY				
NAME		RELATIONSHIP	AGE	BIRTHPLACE
Fattie		D	23	
Maude, William		G'S	6	
Robbie, Mareah		M	95	Md.

FORM 10-636
1910 CENSUS INDEX - FAMILY

U.S. DEPARTMENT OF COMMERCE
BUREAU OF THE CENSUS

TEXAS

W 300	HEAD OF FAMILY		E.D.	MERT
	<i>White, Billy</i>		79	185
COLOR	AGE	BIRTHPLACE	VOL.	
3	70	<i>Wis.</i>	107	
COUNTY		CITY		
Navari		Arizona		
OTHER MEMBERS OF FAMILY				
NAME		RELATIONSHIP	AGE	BIRTHPLACE
<i>Jack</i>		<i>2</i>	<i>27</i>	

FORM 10-636

1910 CENSUS INDEX -- FAMILY

U.S. DEPARTMENT OF COMMERCE
BUREAU OF THE CENSUS

TEXAS

W300		NAME OF INDIVIDUAL Wood Polly		E.D. 86	SHEET 405
COLOR W	AGE 74	BIRTHPLACE N.C.		VOL. 122	
COUNTY -			CITY Somervell		
ENUMERATED WITH Sermon George W					
RELATIONSHIP TO ABOVE:					
<input type="checkbox"/> SON	<input type="checkbox"/> NEPHEW	<input type="checkbox"/> STEPSON			
<input type="checkbox"/> DAUGHTER	<input type="checkbox"/> NIECE	<input type="checkbox"/> STEPDAUGHTER			
<input type="checkbox"/> BROTHER	<input type="checkbox"/> FATHER-IN-LAW	<input type="checkbox"/> COUSIN			
<input type="checkbox"/> SISTER	<input checked="" type="checkbox"/> MOTHER-IN-LAW	<input type="checkbox"/> HIRED MAN			
<input type="checkbox"/> FATHER	<input type="checkbox"/> SON-IN-LAW	<input type="checkbox"/> ROOMER			
<input type="checkbox"/> MOTHER	<input type="checkbox"/> DAUGHTER-IN-LAW	<input type="checkbox"/> SERVANT			
<input type="checkbox"/> GRANDSON	<input type="checkbox"/> BROTHER-IN-LAW	<input type="checkbox"/> OTHER (Specify)			
<input type="checkbox"/> GRANDDAUGHTER	<input type="checkbox"/> SISTER-IN-LAW				
<input type="checkbox"/> GRANDCHILD	<input type="checkbox"/> ORPHAN				

FORM 8C-627 (8-5-57)
FORMERLY 10-537

1910 CENSUS INDEX - INDIVIDUAL

U.S. DEPARTMENT OF COMMERCE
BUREAU OF THE CENSUS

TEXAS

12500		HEAD OF FAMILY		White, Peter J.		E.D.	SHEET
COLOR	AGE	BIRTHPLACE		37	308	VOL.	
17.00	35	-		88			
COUNTY			Kaufman		CITY		
OTHER MEMBERS OF FAMILY							
NAME		RELATIONSHIP	AGE	BIRTHPLACE			
Fred		W	25				
Lois		S	13				

FORM 10 636
1910 CENSUS INDEX - FAMILY

U.S. DEPARTMENT OF COMMERCE
BUREAU OF THE CENSUS

TEXAS

W300	NAME OF INDIVIDUAL <i>White Park</i>		E.D. 12	SHEET 325
COLOR <i>B</i>	AGE <i>60</i>	BIRTHPLACE <i>Miss</i>	VOL. <i>76</i>	
COUNTY <i>Henderson</i>		CITY <i>Athens</i>		
ENUMERATED WITH <i>Cain Smith M</i>				
RELATIONSHIP TO ABOVE				
<input type="checkbox"/> SON	<input type="checkbox"/> NEPHEW	<input type="checkbox"/> STEPSON		
<input type="checkbox"/> DAUGHTER	<input type="checkbox"/> NIECE	<input type="checkbox"/> STEPDAUGHTER		
<input type="checkbox"/> BROTHER	<input type="checkbox"/> FATHER-IN-LAW	<input type="checkbox"/> COUSIN		
<input type="checkbox"/> SISTER	<input type="checkbox"/> MOTHER-IN-LAW	<input type="checkbox"/> HIRED MAN		
<input type="checkbox"/> FATHER	<input type="checkbox"/> SON-IN-LAW	<input type="checkbox"/> ROOMER		
<input type="checkbox"/> MOTHER	<input type="checkbox"/> DAUGHTER-IN-LAW	<input checked="" type="checkbox"/> SERVANT		
<input type="checkbox"/> GRANDSON	<input type="checkbox"/> BROTHER-IN-LAW	<input type="checkbox"/> OTHER (<i>Specify</i>)		
<input type="checkbox"/> GRANDDAUGHTER	<input type="checkbox"/> SISTER-IN-LAW			
<input type="checkbox"/> GRANDCHILD	<input type="checkbox"/> ORPHAN			

FORM 10-637

1910 CENSUS INDEX - INDIVIDUAL

U.S. DEPARTMENT OF COMMERCE
BUREAU OF THE CENSUS

TEXAS

W300		NAME OF INDIVIDUAL		E.D.	SHEET
Wood, Plumo		164		128	
COLOR	AGE	BIRTHPLACE		VOL.	
B	2			135	
COUNTY			CITY		
			Tyler		
ENUMERATED WITH					
Suttiff, Moses					
RELATIONSHIP TO ABOVE					
<input type="checkbox"/> SON	<input type="checkbox"/> NEPHEW	<input type="checkbox"/> STEPSON			
<input type="checkbox"/> DAUGHTER	<input type="checkbox"/> NIECE	<input type="checkbox"/> STEPDAUGHTER			
<input type="checkbox"/> BROTHER	<input type="checkbox"/> FATHER-IN-LAW	<input type="checkbox"/> COUSIN			
<input type="checkbox"/> SISTER	<input type="checkbox"/> MOTHER-IN-LAW	<input type="checkbox"/> HIRED MAN			
<input type="checkbox"/> FATHER	<input type="checkbox"/> SON-IN-LAW	<input type="checkbox"/> ROOMER			
<input type="checkbox"/> MOTHER	<input type="checkbox"/> DAUGHTER-IN-LAW	<input type="checkbox"/> SERVANT			
<input checked="" type="checkbox"/> GRANDSON	<input type="checkbox"/> BROTHER-IN-LAW	<input type="checkbox"/> OTHER (Specify)			
<input type="checkbox"/> GRANDDAUGHTER	<input type="checkbox"/> SISTER-IN-LAW	<input type="checkbox"/>			
<input type="checkbox"/> GRANDCHILD	<input type="checkbox"/> ORPHAN	<input type="checkbox"/>			

FORM BC-627 (5-5-67)
FORMERLY 10-637

1910 CENSUS INDEX - INDIVIDUAL

U.S. DEPARTMENT OF COMMERCE
BUREAU OF THE CENSUS

TEXAS

W300		NAME OF INDIVIDUAL Wood, Pleasant		E.D. 19	SHEET 8
COLOR W	AGE 3.8	BIRTHPLACE		VOL. 8	
COUNTY Bell			CITY Temple		
ENUMERATED WITH Wood, Elizabeth					
RELATIONSHIP TO ABOVE					
<input type="checkbox"/> SON	<input type="checkbox"/> NEPHEW	<input type="checkbox"/> STEPSON			
<input type="checkbox"/> DAUGHTER	<input type="checkbox"/> NIECE	<input type="checkbox"/> STEPDAUGHTER			
<input type="checkbox"/> BROTHER	<input type="checkbox"/> FATHER-IN-LAW	<input type="checkbox"/> COUSIN			
<input type="checkbox"/> SISTER	<input type="checkbox"/> MOTHER-IN-LAW	<input type="checkbox"/> HIRED MAN			
<input type="checkbox"/> FATHER	<input type="checkbox"/> SON-IN-LAW	<input checked="" type="checkbox"/> ROOMER			
<input type="checkbox"/> MOTHER	<input type="checkbox"/> DAUGHTER-IN-LAW	<input type="checkbox"/> SERVANT			
<input type="checkbox"/> GRANDSON	<input type="checkbox"/> BROTHER-IN-LAW	<input type="checkbox"/> OTHER (Specify)			
<input type="checkbox"/> GRANDDAUGHTER	<input type="checkbox"/> SISTER-IN-LAW				
<input type="checkbox"/> GRANDCHILD	<input type="checkbox"/> ORPHAN				

FORM 10-637

1910 CENSUS INDEX - INDIVIDUAL

U. S. DEPARTMENT OF COMMERCE
BUREAU OF THE CENSUS

TEXAS

W300	NAME OF INDIVIDUAL Wade Pleasant		E.O.	SHEET
COLOR	AGE 24	BIRTHPLACE	104	79
COUNTY	Tarrant	CITY	VOL. 128	
ENUMERATED WITH Caldwell B. W.				
RELATIONSHIP TO ABOVE				
<input type="checkbox"/> SON	<input type="checkbox"/> NEPHEW	<input type="checkbox"/> STEPSON		
<input type="checkbox"/> DAUGHTER	<input type="checkbox"/> NIECE	<input type="checkbox"/> STEPDAUGHTER		
<input type="checkbox"/> BROTHER	<input type="checkbox"/> FATHER-IN-LAW	<input type="checkbox"/> COUSIN		
<input type="checkbox"/> SISTER	<input type="checkbox"/> MOTHER-IN-LAW	<input type="checkbox"/> HIRED MAN		
<input type="checkbox"/> FATHER	<input type="checkbox"/> SON-IN-LAW	<input type="checkbox"/> ROOMER		
<input type="checkbox"/> MOTHER	<input type="checkbox"/> DAUGHTER-IN-LAW	<input type="checkbox"/> SERVANT		
<input type="checkbox"/> GRANDSON	<input type="checkbox"/> BROTHER-IN-LAW	<input checked="" type="checkbox"/> OTHER (Specify)		
<input type="checkbox"/> GRANDDAUGHTER	<input type="checkbox"/> SISTER-IN-LAW			
<input type="checkbox"/> GRANDCHILD	<input type="checkbox"/> ORPHAN			
W. B.				

FORM 10 637

1910 CENSUS INDEX - INDIVIDUAL

U.S. DEPARTMENT OF COMMERCE
BUREAU OF THE CENSUS

TEXAS

W 300		HEAD OF FAMILY		E.D.	SHEET
W		30	W. H. Platt	237	50
COLOR	AGE	BIRTHPLACE		VOL.	
	30	O		142	
COUNTY	Wilbarger		CITY		
			Vernon		
OTHER MEMBERS OF FAMILY					
	NAME	RELATIONSHIP	AGE	BIRTHPLACE	
	Mailey	W	23		
	Maiche	D	3	Okla	

FORM 10 636
1910 CENSUS INDEX - FAMILY

U. S. DEPARTMENT OF COMMERCE
BUREAU OF THE CENSUS

TEXAS

W300		NAME OF INDIVIDUAL		Wadiah Pierce		E.D.	SHEET
COLOR	W	AGE	21	BIRTHPLACE		146	119
COUNTY				Ellis	CITY	VOL. 46	
ENUMERATED WITH							
Brown White							
RELATIONSHIP TO ABOVE							
<input type="checkbox"/> SON	<input type="checkbox"/> NEPHEW	<input type="checkbox"/> STEPADN					
<input type="checkbox"/> DAUGHTER	<input type="checkbox"/> NIECE	<input type="checkbox"/> STEPDAUGHTER					
<input type="checkbox"/> BROTHER	<input type="checkbox"/> FATHER-IN-LAW	<input type="checkbox"/> COUSIN					
<input type="checkbox"/> SISTER	<input type="checkbox"/> MOTHER-IN-LAW	<input type="checkbox"/> HIRED MAN					
<input type="checkbox"/> FATHER	<input type="checkbox"/> SON-IN-LAW	<input type="checkbox"/> ROOMER					
<input type="checkbox"/> MOTHER	<input type="checkbox"/> DAUGHTER-IN-LAW	<input type="checkbox"/> SERVANT					
<input type="checkbox"/> GRANDSON	<input checked="" type="checkbox"/> BROTHER-IN-LAW	<input type="checkbox"/> OTHER (Specify)					
<input type="checkbox"/> GRANDDAUGHTER	<input type="checkbox"/> SISTER-IN-LAW						
<input type="checkbox"/> GRANDCHILD	<input type="checkbox"/> ORPHAN						

FORM 10-637
1910 CENSUS INDEX - INDIVIDUAL

U. S. DEPARTMENT OF COMMERCE
BUREAU OF THE CENSUS

TEXAS

W300		NAME OF INDIVIDUAL		E.O.	SHEET
COLOR	AGE	BIRTHPLACE		31	272
W	20			VOL.	
COUNTY			CITY	49	
Erath					
ENUMERATED WITH					
G. Arthur Joseph B					
RELATIONSHIP TO ABOVE					
<input type="checkbox"/> SON	<input type="checkbox"/> NEPHEW	<input type="checkbox"/> STEPSON			
<input type="checkbox"/> DAUGHTER	<input type="checkbox"/> NIECE	<input type="checkbox"/> STEPDAUGHTER			
<input type="checkbox"/> BROTHER	<input type="checkbox"/> FATHER-IN-LAW	<input type="checkbox"/> COUSIN			
<input type="checkbox"/> SISTER	<input type="checkbox"/> MOTHER-IN-LAW	<input checked="" type="checkbox"/> HIRED MAN			
<input type="checkbox"/> FATHER	<input type="checkbox"/> SON-IN-LAW	<input type="checkbox"/> ROOMER			
<input type="checkbox"/> MOTHER	<input type="checkbox"/> DAUGHTER-IN-LAW	<input type="checkbox"/> SERVANT			
<input type="checkbox"/> GRANDSON	<input type="checkbox"/> BROTHER-IN-LAW	<input type="checkbox"/> OTHER (Specify)			
<input type="checkbox"/> GRANDDAUGHTER	<input type="checkbox"/> SISTER-IN-LAW				
<input type="checkbox"/> GRANDCHILD	<input type="checkbox"/> ORPHAN				

FORM 10 637
1910 CENSUS INDEX - INDIVIDUAL

U.S. DEPARTMENT OF COMMERCE
BUREAU OF THE CENSUS

TEXAS

10300		NAME OF INDIVIDUAL <i>White Pickney</i>		E.D.	SHEET
COLOR <i>Mv</i>	AGE <i>12</i>	BIRTHPLACE		<i>123-153</i>	
COUNTY <i>Williamson</i>		CITY		VOL.	<i>143</i>
ENUMERATED WITH <i>Burton Peter B.</i>					
RELATIONSHIP TO ABOVE					
<input type="checkbox"/> SON	<input type="checkbox"/> NEPHEW	<input type="checkbox"/> STEPSON			
<input type="checkbox"/> DAUGHTER	<input type="checkbox"/> NIECE	<input type="checkbox"/> STEPDAUGHTER			
<input type="checkbox"/> BROTHER	<input type="checkbox"/> FATHER-IN-LAW	<input type="checkbox"/> COUSIN			
<input type="checkbox"/> SISTER	<input type="checkbox"/> MOTHER-IN-LAW	<input type="checkbox"/> HIRED MAN			
<input type="checkbox"/> FATHER	<input type="checkbox"/> SON-IN-LAW	<input type="checkbox"/> ROOMER			
<input type="checkbox"/> MOTHER	<input type="checkbox"/> DAUGHTER-IN-LAW	<input type="checkbox"/> SERVANT			
<input type="checkbox"/> GRANDSON	<input type="checkbox"/> BROTHER-IN-LAW	<input checked="" type="checkbox"/> OTHER (Specify)			
<input type="checkbox"/> GRANDDAUGHTER	<input type="checkbox"/> SISTER-IN-LAW	<i>Ad Son</i>			
<input type="checkbox"/> GRANDCHILD	<input type="checkbox"/> ORPHAN				

FORM BC-627 (9-5-67)
FORMERLY 10-637

1910 CENSUS INDEX - INDIVIDUAL

U.S. DEPARTMENT OF COMMERCE
BUREAU OF THE CENSUS

TEXAS

W 300		NAME OF INDIVIDUAL		- White, Pinkney		E.O.		SHEET	
COLOR B		AGE 9		BIRTHPLACE		VOL.		98 496	
COUNTY- Nacogdoches					CITY				
ENUMERATED WITH Perry, Mack B									
RELATIONSHIP TO ABOVE									
<input type="checkbox"/> SON <input type="checkbox"/> DAUGHTER <input type="checkbox"/> BROTHER <input type="checkbox"/> SISTER <input type="checkbox"/> FATHER <input type="checkbox"/> MOTHER <input type="checkbox"/> GRANDSON <input type="checkbox"/> GRANDDAUGHTER <input type="checkbox"/> GRANDCHILD			<input type="checkbox"/> NEPHEW <input type="checkbox"/> NIECE <input type="checkbox"/> FATHER-IN-LAW <input type="checkbox"/> MOTHER-IN-LAW <input type="checkbox"/> SON-IN-LAW <input type="checkbox"/> DAUGHTER-IN-LAW <input type="checkbox"/> BROTHER-IN-LAW <input type="checkbox"/> SISTER-IN-LAW <input type="checkbox"/> ORPHAN			<input type="checkbox"/> STEPSON <input checked="" type="checkbox"/> STEPDaUGHTER <input type="checkbox"/> COUSIN <input type="checkbox"/> HIRED MAN <input type="checkbox"/> ROOMER <input type="checkbox"/> SERVANT <input type="checkbox"/> OTHER (Specify)			

FORM 10-637

1910 CENSUS INDEX - INDIVIDUAL

U.S. DEPARTMENT OF COMMERCE
BUREAU OF THE CENSUS

TEXAS

U300	NAME OF INDIVIDUAL <i>Wade Pinkie</i>		E.D. SHEET <i>128 41</i>
COLOR: <i>B</i>	AGE: <i>5</i>	BIRTHPLACE	VOL. <i>743</i>
COUNTY <i>Williamson</i>		CITY	
ENUMERATED WITH <i>Wade Jessie</i>			
RELATIONSHIP TO ABOVE			
<input checked="" type="checkbox"/> SON	<input type="checkbox"/> NEPHEW	<input type="checkbox"/> STEPSON	
<input type="checkbox"/> DAUGHTER	<input type="checkbox"/> NIECE	<input checked="" type="checkbox"/> STEPDAUGHTER	
<input type="checkbox"/> BROTHER	<input type="checkbox"/> FATHER-IN-LAW	<input type="checkbox"/> COUSIN	
<input type="checkbox"/> SISTER	<input type="checkbox"/> MOTHER-IN-LAW	<input type="checkbox"/> HIRED MAN	
<input type="checkbox"/> FATHER	<input type="checkbox"/> SON-IN-LAW	<input type="checkbox"/> ROOMER	
<input type="checkbox"/> MOTHER	<input type="checkbox"/> DAUGHTER-IN-LAW	<input type="checkbox"/> SERVANT	
<input type="checkbox"/> GRANDSON	<input type="checkbox"/> BROTHER-IN-LAW	<input type="checkbox"/> OTHER (Specify)	
<input type="checkbox"/> GRANDDAUGHTER	<input type="checkbox"/> SISTER-IN-LAW		
<input type="checkbox"/> GRANDCHILD	<input type="checkbox"/> ORPHAN		

FORM BC-627 (5-5-67)
FORMERLY 10-637

1910 CENSUS INDEX - INDIVIDUAL

U.S. DEPARTMENT OF COMMERCE
BUREAU OF THE CENSUS

TEXAS

10-308	HEAD OF FAMILY <i>White Pinkie</i>		E.D. 132	SHEET 34
COLOR <i>W</i>	AGE 44	BIRTHPLACE		VOL. 829
COUNTY Leon		CITY		
OTHER MEMBERS OF FAMILY				
NAME		RELATIONSHIP	AGE	BIRTHPLACE
<i>Loving Mone</i>				

FORM 10 636
1910 CENSUS INDEX - FAMILY

U.S. DEPARTMENT OF COMMERCE
BUREAU OF THE CENSUS

TEXAS

10300		HEAD OF FAMILY <i>White Pink W</i>		E.D. <i>13</i>	SHEET <i>5</i>
COLOR <i>W.</i>	AGE <i>31</i>	BIRTHPLACE		VOL. <i>15</i>	
COUNTY <i>Bowie</i>		CITY			
OTHER MEMBERS OF FAMILY					
	NAME	RELATIONSHIP	AGE	BIRTHPLACE	
/	<i>Martha J</i>	<i>W</i>	<i>26</i>		
	<i>Elmer D</i>	<i>S</i>	<i>2</i>		
	<i>Ell C</i>	<i>S</i>	<i>6/12</i>		
	<i>1 / Servant</i>				

FORM 10-636
1910 CENSUS INDEX - FAMILY

U.S. DEPARTMENT OF COMMERCE
BUREAU OF THE CENSUS

TEXAS

1635		HEAD OF FAMILY Walter R		E.D. 121	SHEET 213
COLOR w	AGE 37	BIRTHPLACE		VOL. 140	
COUNTY		Van Zandt		CITY	
OTHER MEMBERS OF FAMILY					
NAME		RELATIONSHIP	AGE	BIRTHPLACE	
Walter R		H	8		
Katherine J		W	6		
Zoster L		S	4		
Mary J		M	66	G.	

FORM 10-636
1910 CENSUS INDEX - FAMILY

U.S. DEPARTMENT OF COMMERCE
BUREAU OF THE CENSUS

TEXAS

17 200		HEAD OF FAMILY		White Park L		E.D.	SHEET
COLOR	W	AGE	58	BIRTHPLACE	A.C.	277	239
COUNTY	Tom Green				CITY	VOL. 132	
OTHER MEMBERS OF FAMILY							
NAME		RELATIONSHIP	AGE	BIRTHPLACE			
1. Mary E		W	60	Ga			

FORM 10-636
1910 CENSUS INDEX - FAMILY

U S. DEPARTMENT OF COMMERCE
BUREAU OF THE CENSUS

TEXAS

W300		HEAD OF FAMILY		white, white		E.D.	SHEET
COLOR	White	AGE	35	BIRTHPLACE		77	139
COUNTY	Lamar			CITY		VOL.	91
OTHER MEMBERS OF FAMILY							
NAME		RELATIONSHIP	AGE	BIRTHPLACE			
Charita		W	27				
Luz		D	5				
Loretta		D	3				

FORM 10 636
1910 CENSUS INDEX - FAMILY

U.S. DEPARTMENT OF COMMERCE
BUREAU OF THE CENSUS

TEXAS

11-300		HEAD OF FAMILY <i>Wigatt Pink</i>		E.D. <i>282</i>	SHEET <i>65</i>
COLOR <i>W</i>	AGE <i>36</i>	BIRTHPLACE		VOL. <i>132</i>	
COUNTY	<i>Tom Green</i>		CITY <i>San Angelo</i>		
OTHER MEMBERS OF FAMILY					
NAME		RELATIONSHIP	AGE	BIRTHPLACE	
<i>Ellie</i>		<i>W</i>	<i>27</i>		
<i>Elna</i>		<i>D</i>	<i>9</i>		
<i>Anna</i>		<i>S</i>	<i>6</i>		
<i>Mable</i>		<i>S</i>	<i>3</i>		
<i>McMahan Lin</i>		<i>FL</i>	<i>47</i>	<i>Ga</i>	

FORM 10-636
1910 CENSUS INDEX - FAMILY

U.S. DEPARTMENT OF COMMERCE
BUREAU OF THE CENSUS

TEXAS

W 3.00	HEAD OF FAMILY		White Phyllis	E.D.	SHEET
COLOR	AGE	BIRTHPLACE		69	264
B	53			VOL.	
COUNTY	Fayette		CITY	51	
OTHER MEMBERS OF FAMILY					
	NAME	RELATIONSHIP	AGE	BIRTHPLACE	
	Emma	D.	15		
	William	S	9		
	Allen	D	30		
	Anna	GW	10		

FORM 10-636
1910 CENSUS INDEX - FAMILY

U.S. DEPARTMENT OF COMMERCE
BUREAU OF THE CENSUS

TEXAS

W300		NAME OF INDIVIDUAL <i>Whitney Chiofolio</i>		E.D. <i>74</i>	SHEET <i>143</i>
COLOR <i>W</i>	AGE <i>23</i>	BIRTHPLACE		VOL. <i>90</i>	
COUNTY <i>La Salle</i>			CITY		
ENUMERATED WITH <i>Susan Secido</i>					
RELATIONSHIP TO ABOVE					
<input type="checkbox"/> SON	<input type="checkbox"/> NEPHEW	<input type="checkbox"/> STEPSON			
<input type="checkbox"/> DAUGHTER	<input type="checkbox"/> NIECE	<input type="checkbox"/> STEPDAUGHTER			
<input type="checkbox"/> BROTHER	<input type="checkbox"/> FATHER-IN-LAW	<input type="checkbox"/> COUSIN			
<input type="checkbox"/> SISTER	<input type="checkbox"/> MOTHER-IN-LAW	<input type="checkbox"/> HIRED MAN			
<input type="checkbox"/> FATHER	<input type="checkbox"/> SON-IN-LAW	<input type="checkbox"/> ROOMER			
<input type="checkbox"/> MOTHER	<input type="checkbox"/> DAUGHTER-IN-LAW	<input type="checkbox"/> SERVANT			
<input type="checkbox"/> GRANDSON	<input type="checkbox"/> BROTHER-IN-LAW	<input type="checkbox"/> OTHER (Specify)			
<input type="checkbox"/> GRANDDAUGHTER	<input type="checkbox"/> SISTER-IN-LAW				
<input type="checkbox"/> GRANDCHILD	<input type="checkbox"/> ORPHAN				

FORM 10-637
1910 CENSUS INDEX - INDIVIDUAL

U. S. DEPARTMENT OF COMMERCE
BUREAU OF THE CENSUS

TEXAS

W 300		NAME OF INDIVIDUAL <i>White Phil</i>		E.D.	SHEET																											
COLOR <i>w</i>	AGE <i>21</i>	BIRTHPLACE <i>Ala</i>		<i>1</i>	<i>17</i>																											
COUNTY		<i>Archer</i>	CITY																													
ENUMERATED WITH		<i>Caddell William</i>																														
RELATIONSHIP TO ABOVE		<table border="0"> <tr> <td><input type="checkbox"/> SON</td> <td><input type="checkbox"/> NEPHEW</td> <td><input type="checkbox"/> STEPSON</td> </tr> <tr> <td><input type="checkbox"/> DAUGHTER</td> <td><input type="checkbox"/> NIECE</td> <td><input type="checkbox"/> STEPDAUGHTER</td> </tr> <tr> <td><input type="checkbox"/> BROTHER</td> <td><input type="checkbox"/> FATHER-IN-LAW</td> <td><input type="checkbox"/> COUSIN</td> </tr> <tr> <td><input type="checkbox"/> SISTER</td> <td><input type="checkbox"/> MOTHER-IN-LAW</td> <td><input type="checkbox"/> HIRED MAN</td> </tr> <tr> <td><input type="checkbox"/> FATHER</td> <td><input type="checkbox"/> SON-IN-LAW</td> <td><input type="checkbox"/> ROOMER</td> </tr> <tr> <td><input type="checkbox"/> MOTHER</td> <td><input type="checkbox"/> DAUGHTER-IN-LAW</td> <td><input type="checkbox"/> SERVANT</td> </tr> <tr> <td><input type="checkbox"/> GRANDSON</td> <td><input type="checkbox"/> BROTHER-IN-LAW</td> <td><input type="checkbox"/> OTHER (Specify)</td> </tr> <tr> <td><input type="checkbox"/> GRANDDAUGHTER</td> <td><input type="checkbox"/> SISTER-IN-LAW</td> <td></td> </tr> <tr> <td><input type="checkbox"/> GRANDCHILD</td> <td><input type="checkbox"/> ORPHAN</td> <td></td> </tr> </table>				<input type="checkbox"/> SON	<input type="checkbox"/> NEPHEW	<input type="checkbox"/> STEPSON	<input type="checkbox"/> DAUGHTER	<input type="checkbox"/> NIECE	<input type="checkbox"/> STEPDAUGHTER	<input type="checkbox"/> BROTHER	<input type="checkbox"/> FATHER-IN-LAW	<input type="checkbox"/> COUSIN	<input type="checkbox"/> SISTER	<input type="checkbox"/> MOTHER-IN-LAW	<input type="checkbox"/> HIRED MAN	<input type="checkbox"/> FATHER	<input type="checkbox"/> SON-IN-LAW	<input type="checkbox"/> ROOMER	<input type="checkbox"/> MOTHER	<input type="checkbox"/> DAUGHTER-IN-LAW	<input type="checkbox"/> SERVANT	<input type="checkbox"/> GRANDSON	<input type="checkbox"/> BROTHER-IN-LAW	<input type="checkbox"/> OTHER (Specify)	<input type="checkbox"/> GRANDDAUGHTER	<input type="checkbox"/> SISTER-IN-LAW		<input type="checkbox"/> GRANDCHILD	<input type="checkbox"/> ORPHAN	
<input type="checkbox"/> SON	<input type="checkbox"/> NEPHEW	<input type="checkbox"/> STEPSON																														
<input type="checkbox"/> DAUGHTER	<input type="checkbox"/> NIECE	<input type="checkbox"/> STEPDAUGHTER																														
<input type="checkbox"/> BROTHER	<input type="checkbox"/> FATHER-IN-LAW	<input type="checkbox"/> COUSIN																														
<input type="checkbox"/> SISTER	<input type="checkbox"/> MOTHER-IN-LAW	<input type="checkbox"/> HIRED MAN																														
<input type="checkbox"/> FATHER	<input type="checkbox"/> SON-IN-LAW	<input type="checkbox"/> ROOMER																														
<input type="checkbox"/> MOTHER	<input type="checkbox"/> DAUGHTER-IN-LAW	<input type="checkbox"/> SERVANT																														
<input type="checkbox"/> GRANDSON	<input type="checkbox"/> BROTHER-IN-LAW	<input type="checkbox"/> OTHER (Specify)																														
<input type="checkbox"/> GRANDDAUGHTER	<input type="checkbox"/> SISTER-IN-LAW																															
<input type="checkbox"/> GRANDCHILD	<input type="checkbox"/> ORPHAN																															

FORM 10 637

1910 CENSUS INDEX - INDIVIDUAL

U. S. DEPARTMENT OF COMMERCE
BUREAU OF THE CENSUS

TEXAS

W300	NAME OF INDIVIDUAL Wood Phillipie		E.O.	SHEET
COLOR W	AGE 20	BIRTHPLACE	027	27
COUNTY		Fannin	CITY	Honey Groves
ENUMERATED WITH		Mr Henry		
RELATIONSHIP TO ABOVE		<input type="checkbox"/> SON <input type="checkbox"/> DAUGHTER <input type="checkbox"/> BROTHER <input type="checkbox"/> SISTER <input type="checkbox"/> FATHER <input type="checkbox"/> MOTHER <input type="checkbox"/> GRANDSON <input type="checkbox"/> GRANDDAUGHTER <input type="checkbox"/> GRANDCHILD <input type="checkbox"/> NEPHEW <input type="checkbox"/> NIECE <input type="checkbox"/> FATHER-IN-LAW <input type="checkbox"/> MOTHER-IN-LAW <input type="checkbox"/> SON-IN-LAW <input type="checkbox"/> DAUGHTER-IN-LAW <input type="checkbox"/> BROTHER-IN-LAW <input checked="" type="checkbox"/> SISTER-IN-LAW <input type="checkbox"/> ORPHAN <input type="checkbox"/> STEPSON <input type="checkbox"/> STEPDAUGHTER <input type="checkbox"/> COUSIN <input type="checkbox"/> HIRED MAN <input type="checkbox"/> ROOMER <input type="checkbox"/> SERVANT <input type="checkbox"/> OTHER (Specify)		

FORM 10 637

1910 CENSUS INDEX - INDIVIDUAL

U. S. DEPARTMENT OF COMMERCE
BUREAU OF THE CENSUS

TEXAS

W300	HEAD OF FAMILY		Made, Phellis		E.D.	SHEET
COLOR	AGE	BIRTHPLACE			71	46
Mu	26				VOL.	36
COUNTY				CITY		
OTHER MEMBERS OF FAMILY						
NAME		RELATIONSHIP	AGE	BIRTHPLACE		
Mims, Mary		Si	32			

FORM 10 636
1910 CENSUS INDEX - FAMILY

U.S. DEPARTMENT OF COMMERCE
BUREAU OF THE CENSUS

TEXAS

10300		HEAD OF FAMILY		White Phillip H.		E.D.	SHEET
COLOR	B	AGE	35	BIRTHPLACE		59	240
COUNTY	Houston		CITY		VOL. 78		
OTHER MEMBERS OF FAMILY							
	NAME	RELATIONSHIP	AGE	BIRTHPLACE			
	Jimmie	W	28				
	Kate	S	14				
	Walter	S	13				
	Mollie	D	10				
	Isabella	D	7				
	My name	S	5				
	Effie	D	1				

FORM 10-636
 1910 CENSUS INDEX - FAMILY

U. S. DEPARTMENT OF COMMERCE
 BUREAU OF THE CENSUS

TEXAS

W300		HEAD OF FAMILY		W. H. Phillips		E.O.	SHEET
COLOR	W	AGE	38	BIRTHPLACE	Tex	96	24
COUNTY	Lamar			CITY		VOL.	96
OTHER MEMBERS OF FAMILY							
NAME		RELATIONSHIP	AGE	BIRTHPLACE			
Alice		W	50				
C. B.		D	5				
H. H.							

FORM 10-636
1910 CENSUS INDEX - FAMILY

U.S. DEPARTMENT OF COMMERCE
BUREAU OF THE CENSUS

TEXAS

W-200		HEAD OF FAMILY		E.D.		SHEET	
COLOR		AGE		BIRTHPLACE		106183	
B		28		Robertson		VOL. 118	
COUNTY		CITY					
		Robertson					
OTHER MEMBERS OF FAMILY							
NAME		RELATIONSHIP	AGE	BIRTHPLACE			
Erlan		W	-4				
Arma		D	5				
Lolma		D	3				
Phillip		S	2				
LeRoy		S	6/12				

FORM 10-636
1910 CENSUS INDEX - FAMILY

U. S. DEPARTMENT OF COMMERCE
BUREAU OF THE CENSUS

TEXAS

W 300	HEAD OF FAMILY Wheat Phillip		E.O. 56	SHEET 100
COLOR B	AGE 23	BIRTHPLACE		VOL. 12
COUNTY Bexar	CITY San Antonio			
OTHER MEMBERS OF FAMILY				
	NAME	RELATIONSHIP	AGE	BIRTHPLACE
1	Rossie	W	22	

FORM 10 636
1910 CENSUS INDEX - FAMILY

U.S. DEPARTMENT OF COMMERCE
BUREAU OF THE CENSUS

TEXAS

W. Bon	HEAD OF FAMILY		White Phillip	E.D.	SHEET
COLOR	AGE	BIRTHPLACE		24	4
W	53	Ark		VOL.	
COUNTY	Camp		CITY	91	
OTHER MEMBERS OF FAMILY					
	NAME	RELATIONSHIP	AGE	BIRTHPLACE	
	Eliza	W	54	Ark	
	Joseph Comy	S	13		

FORM 10-636
1910 CENSUS INDEX - FAMILY

U.S. DEPARTMENT OF COMMERCE
BUREAU OF THE CENSUS

TEXAS

W 300	HEAD OF FAMILY		White Philip H	E.D.	SHEET
COLOR	AGE	BIRTHPLACE		46	112
W	52	Miss		VOL.	108
COUNTY	Navarro	CITY	Forest		
OTHER MEMBERS OF FAMILY					
	NAME	RELATIONSHIP	AGE	BIRTHPLACE	
	Mary J	W	44	Tenn	
	Math L	D	18	Ark	
	Uncle C	D	15	Ark	
	William C	S	11		

FORM 10 636
1910 CENSUS INDEX - FAMILY

U S. DEPARTMENT OF COMMERCE
BUREAU OF THE CENSUS

TEXAS

(W) 307		HEAD OF FAMILY		E.D.	SHEET
Wood, Philip A.				45	273
COLOR	AGE	BIRTHPLACE		VOL.	
W	61	Tenn		38	
COUNTY			CITY		
De Witt			Yoakum		
OTHER MEMBERS OF FAMILY					
NAME		RELATIONSHIP	AGE	BIRTHPLACE	
L. Leticia		W	59	Tenn	
Allen, Laura M		HD D	28	Ala	

FORM 10-636
1910 CENSUS INDEX - FAMILY

U. S. DEPARTMENT OF COMMERCE
BUREAU OF THE CENSUS

TEXAS

W300	HEAD OF FAMILY <i>W. W. White Philip</i>		E.O. 3	SHEET 11
COLOR B	AGE 28	BIRTHPLACE	VOL. 5	
COUNTY Bastrop		CITY		
OTHER MEMBERS OF FAMILY				
	NAME	RELATIONSHIP	AGE	BIRTHPLACE
1	<i>Thomas</i>	B	29	
	<i>Younger Annie</i>	Si	37	
	<i>W. W. White Elijah</i>	B	20	
1	<i>Warren</i>	B	14	
	<i>Maconda</i>	M	56	

FORM 10-636
1910 CENSUS INDEX - FAMILY

U. S. DEPARTMENT OF COMMERCE
BUREAU OF THE CENSUS

TEXAS

10300	HEAD OF FAMILY W. red, Phil		E.D. 160	SHEET 59
COLOR W	AGE 24	BIRTHPLACE	VOL. 141	
COUNTY Walker		CITY		
OTHER MEMBERS OF FAMILY				
NAME		RELATIONSHIP	AGE	BIRTHPLACE
1 George C		M	39	
Spark, Hattie		Si	18	
1 Walter		B	16	
Leslie		Si	12	
- Mennie		Si	10	
Phil		Si	8	
Ray		B	4	

FORM 10-636
1910 CENSUS INDEX - FAMILY

U. S. DEPARTMENT OF COMMERCE
BUREAU OF THE CENSUS

TEXAS

W 300	HEAD OF FAMILY Wood Phil		E.D. 49	SHEET 82
COLOR B	AGE 60	BIRTHPLACE La	VOL. 49	
COUNTY	Falls	CITY		
OTHER MEMBERS OF FAMILY				
	NAME	RELATION- SHIP	AGE	BIRTHPLACE
	Nancy	D	20	
	Lubintee	D	17	
	Thomas	S	16	

FORM 10-636
1910 CENSUS INDEX - FAMILYU. S. DEPARTMENT OF COMMERCE
BUREAU OF THE CENSUS

TEXAS

W300	NAME OF INDIVIDUAL <i>Walter, Phil</i>		E.D. 77	SHEET 19
COLOR B	AGE 86	BIRTHPLACE <i>Tenn</i>	VOL. 78	
COUNTY Houston		CITY		
ENUMERATED WITH <i>Lenniel, Reuben</i>				
RELATIONSHIP TO ABOVE				
<input type="checkbox"/> SON	<input type="checkbox"/> NEPHEW	<input type="checkbox"/> STEPSON		
<input type="checkbox"/> DAUGHTER	<input type="checkbox"/> NIECE	<input type="checkbox"/> STEPDAUGHTER		
<input type="checkbox"/> BROTHER	<input checked="" type="checkbox"/> FATHER-IN-LAW	<input type="checkbox"/> COUSIN		
<input type="checkbox"/> SISTER	<input type="checkbox"/> MOTHER-IN-LAW	<input type="checkbox"/> HIRED MAN		
<input type="checkbox"/> FATHER	<input type="checkbox"/> SON-IN-LAW	<input type="checkbox"/> ROOMER		
<input type="checkbox"/> MOTHER	<input type="checkbox"/> DAUGHTER-IN-LAW	<input type="checkbox"/> SERVANT		
<input type="checkbox"/> GRANDSON	<input type="checkbox"/> BROTHER-IN-LAW	<input type="checkbox"/> OTHER (Specify)		
<input type="checkbox"/> GRANDDAUGHTER	<input type="checkbox"/> SISTER-IN-LAW			
<input type="checkbox"/> GRANDCHILD	<input type="checkbox"/> ORPHAN			

FORM 10-637
1910 CENSUS INDEX - INDIVIDUAL I

U S DEPARTMENT OF COMMERCE
BUREAU OF THE CENSUS

TEXAS

10300		HEAD OF FAMILY		E.D.	SHEET
White		P. Helges		85	206
COLOR	AGE	BIRTHPLACE		VOL.	
B	22			59	
COUNTY		Gonzales		CITY	
OTHER MEMBERS OF FAMILY					
NAME		RELATION- SHIP	AGE	BIRTHPLACE	
Maggie		W	18		
Willie H		D	2		
Thomas		S	1/4		

FORM 10-636

1910 CENSUS INDEX - FAMILY

U.S. DEPARTMENT OF COMMERCE
BUREAU OF THE CENSUS

TEXAS

W300	HEAD OF FAMILY Wade Peyton E		E.D. 87	SHEET 123
COLOR W	AGE 38	BIRTHPLACE	VOL. 61	
COUNTY Grayson	CITY Denison			
OTHER MEMBERS OF FAMILY				
NAME	RELATION- SHIP	AGE	BIRTHPLACE	
Minnie	W	37		
Jesse E.	S	6		
Mary G.	D	3		
Mary Eugene	D	1 1/2		

FORM 10-5-16
1910 CENSUS INDEX - FAMILY

U. S. DEPARTMENT OF COMMERCE
BUREAU OF THE CENSUS

TEXAS

16300	HEAD OF FAMILY		Wood Peter		E.D.	SHEET
	AGE	BIRTHPLACE			20	111
COLOR	62	ala			VOL.	74
W		Henderson	CITY			
COUNTY						
OTHER MEMBERS OF FAMILY						
	NAME	RELATIONSHIP	AGE	BIRTHPLACE		
	Mabelinda	W	61			
	Malcolm	S	20	ala		
	George	S	18	1		

FORM 10 636
1910 CENSUS INDEX - FAMILY

U. S. DEPARTMENT OF COMMERCE
BUREAU OF THE CENSUS

TEXAS

W 300		HEAD OF FAMILY Wheat P. Her		E.D.	SHEET
COLOR	AGE	BIRTHPLACE		38	188
COUNTY	Harrison		CITY	VOL.	71
OTHER MEMBERS OF FAMILY					
	NAME	RELATIONSHIP	AGE	BIRTHPLACE	
-1	Harrison	W	20		
	son	S	21		
	son	S	19		
	son	S	7		

FORM 10-636
1910 CENSUS INDEX - FAMILY

U.S. DEPARTMENT OF COMMERCE
BUREAU OF THE CENSUS

TEXAS

HEAD OF FAMILY			E.D.	SHEET
White Peter W.			140	88
COLOR	AGE	BIRTHPLACE	VOL.	
W	53	Mo.	135	
COUNTY	Titus		CITY	
OTHER MEMBERS OF FAMILY				
NAME		RELATIONSHIP	AGE	BIRTHPLACE
Mrs. Martha M.		W	53	Mo.
Walter		S	23	

FORM 10-635
1910 CENSUS INDEX - FAMILY

U. S. DEPARTMENT OF COMMERCE
BUREAU OF THE CENSUS

TEXAS

W 300	HEAD OF FAMILY		White Peter S		E.D.	SHEET
					15	138
COLOR	AGE	BIRTHPLACE		VOL.		
B	39			10		
COUNTY			CITY			
Bexar			San Antonio			
OTHER MEMBERS OF FAMILY						
NAME		RELATIONSHIP	AGE	BIRTHPLACE		
Fennie		W	30			
4-1 Be.						

FORM 10-636
1910 CENSUS INDEX - FAMILY

U.S. DEPARTMENT OF COMMERCE
BUREAU OF THE CENSUS

TEXAS

HEAD OF FAMILY		<i>White, Peter S</i>		E.O.	SHEET
COLOR	AGE	BIRTHPLACE		123	95
<i>W</i>	<i>37</i>	<i>Mo</i>		VOL.	
COUNTY	CITY			<i>117</i>	
<i>Red River</i>					
OTHER MEMBERS OF FAMILY					
NAME	RELATIONSHIP	AGE	BIRTHPLACE		
<i>Jimmie</i>	<i>W</i>	<i>35</i>			
<i>Essie</i>	<i>D</i>	<i>12</i>			
<i>Ura</i>	<i>D</i>	<i>9</i>			
<i>Roy</i>	<i>S</i>	<i>6</i>			
<i>Luther</i>	<i>S</i>	<i>2</i>			
<i>Emma</i>	<i>D</i>	<i>2</i>			
<i>I. Bo</i>					

FORM 10-636
 1910 CENSUS INDEX - FAMILY

U.S. DEPARTMENT OF COMMERCE
 BUREAU OF THE CENSUS

TEXAS

121 360	HEAD OF FAMILY		White		Peter	L	E.D.	SHEET
COLOR	W	AGE	37		BIRTHPLACE		17	140
COUNTY	Smith				CITY		VOL. 126	
OTHER MEMBERS OF FAMILY								
NAME		RELATIONSHIP	AGE	BIRTHPLACE				
Pet		W	27					
Henry Lee		S	6					
Anna M.		D	4					
Edward P.		S	1					
Jim H.		B	17					
Miss								
Miss								

FORM 10 636
1910 CENSUS INDEX - FAMILY

U. S. DEPARTMENT OF COMMERCE
BUREAU OF THE CENSUS

TEXAS

11300		NAME OF INDIVIDUAL <i>White, Peter H.</i>		E.O. <i>2</i>	SHEET <i>4</i>
COLOR <i>W</i>	AGE <i>56</i>	BIRTHPLACE <i>Missouri</i>		VOL. <i>1</i>	
COUNTY <i>Anderson</i>			CITY		
ENUMERATED WITH <i>Randall John</i>					
RELATIONSHIP TO ABOVE					
<input type="checkbox"/> SON	<input type="checkbox"/> NEPHEW	<input type="checkbox"/> STEPSON			
<input type="checkbox"/> DAUGHTER	<input type="checkbox"/> NIECE	<input type="checkbox"/> STEPDAUGHTER			
<input type="checkbox"/> BROTHER	<input type="checkbox"/> FATHER-IN-LAW	<input type="checkbox"/> COUSIN			
<input type="checkbox"/> SISTER	<input type="checkbox"/> MOTHER-IN-LAW	<input checked="" type="checkbox"/> MARRIED MAN			
<input type="checkbox"/> FATHER	<input type="checkbox"/> SON-IN-LAW	<input type="checkbox"/> ROOMER			
<input type="checkbox"/> MOTHER	<input type="checkbox"/> DAUGHTER-IN-LAW	<input type="checkbox"/> SERVANT			
<input type="checkbox"/> GRANDSON	<input type="checkbox"/> BROTHER-IN-LAW	<input type="checkbox"/> OTHER (Specify)			
<input type="checkbox"/> GRANDDAUGHTER	<input type="checkbox"/> SISTER-IN-LAW				
<input type="checkbox"/> GRANDCHILD	<input type="checkbox"/> ORPHAN				

FORM 10-637
1910 CENSUS INDEX - INDIVIDUAL

U. S. DEPARTMENT OF COMMERCE
BUREAU OF THE CENSUS

TEXAS

U 1300		HEAD OF FAMILY		White, Peter		E.D.	SHEET
COLOR	B	AGE	60	BIRTHPLACE	La	152	130
COUNTY	Hill			CITY		VOL.	75
OTHER MEMBERS OF FAMILY							
NAME				RELATIONSHIP	AGE	BIRTHPLACE	
Lottin				W	70	D.C.	
Leeper				S	24		
Dilly				GS	8		

FORM 10-636
 1910 CENSUS INDEX - FAMILY

U.S. DEPARTMENT OF COMMERCE
 BUREAU OF THE CENSUS

TEXAS

W300	NAME OF INDIVIDUAL Wade - Peter		E.D. 62	SHEET 24
COLOR B	AGE 78	BIRTHPLACE	VOL. 078	
COUNTY Houston		CITY Crockett		
ENUMERATED WITH Logway Tom				
RELATIONSHIP TO ABOVE				
<input type="checkbox"/> SON	<input type="checkbox"/> NEPHEW	<input type="checkbox"/> STEPSON		
<input type="checkbox"/> DAUGHTER	<input type="checkbox"/> NIECE	<input type="checkbox"/> STEPDAUGHTER		
<input type="checkbox"/> BROTHER	<input type="checkbox"/> FATHER-IN-LAW	<input type="checkbox"/> COUSIN		
<input type="checkbox"/> SISTER	<input type="checkbox"/> MOTHER-IN-LAW	<input type="checkbox"/> HIRED MAN		
<input type="checkbox"/> FATHER	<input type="checkbox"/> SON-IN-LAW	<input type="checkbox"/> ROOMER		
<input type="checkbox"/> MOTHER	<input type="checkbox"/> DAUGHTER-IN-LAW	<input type="checkbox"/> SERVANT		
<input checked="" type="checkbox"/> GRANDSON	<input type="checkbox"/> BROTHER-IN-LAW	<input type="checkbox"/> OTHER (Specify)		
<input type="checkbox"/> GRANDDAUGHTER	<input type="checkbox"/> SISTER-IN-LAW			
<input type="checkbox"/> GRANDCHILD	<input type="checkbox"/> ORPHAN			

FORM 10-637
1910 CENSUS INDEX - INDIVIDUAL

U.S. DEPARTMENT OF COMMERCE
BUREAU OF THE CENSUS

TEXAS

10300	HEAD OF FAMILY		white Peter	E.D.	6	SHEET	7	
COLOR	B	AGE	31	BIRTHPLACE	VOL.			5
COUNTY	Bastrop			CITY				
OTHER MEMBERS OF FAMILY								
	NAME	RELATIONSHIP	AGE	BIRTHPLACE				
	1 Catherine	W	26					
	Sherron	B	7/12					
	+ 1 Bo							

FORM 10-636

1910 CENSUS INDEX - FAMILY

U.S. DEPARTMENT OF COMMERCE
BUREAU OF THE CENSUS

TEXAS

W 300		HEAD OF FAMILY		E.D.	SHEET
		Wheat Peter		9	13
COLOR	AGE	BIRTHPLACE		VOL.	
B	42	U S		5	
COUNTY	Bastrop			CITY	
OTHER MEMBERS OF FAMILY					
NAME		RELATIONSHIP	AGE	BIRTHPLACE	
1 Lucy		W	29		
Spencer Miller S		S S	13		
Roger Thomas		B S	17		

FORM 10-636
1910 CENSUS INDEX - FAMILY

U. S. DEPARTMENT OF COMMERCE
BUREAU OF THE CENSUS

W 300		HEAD OF FAMILY		Wynth Peter		TEXAS	
COLOR	B	AGE	59	BIRTHPLACE	Miss	E.D.	25
COUNTY						SHEET	8
			Cass			VOL.	22
OTHER MEMBERS OF FAMILY							
	NAME		RELATIONSHIP		AGE		BIRTHPLACE
	1	Norani	W		58		

FORM 10 636
1910 CENSUS INDEX - FAMILY

U.S. DEPARTMENT OF COMMERCE
BUREAU OF THE CENSUS

TEXAS

W 300	HEAD OF FAMILY <i>Wood Peter</i>		E.D. 49	WEEK 196
COLOR B	AGE 50	BIRTHPLACE		VOL. 49
COUNTY	Falls		CITY	
OTHER MEMBERS OF FAMILY				
NAME		RELATIONSHIP	AGE	BIRTHPLACE
<i>Alice</i>		<i>W</i>	<i>40</i>	
<i>Peter</i>		<i>S</i>	<i>18</i>	
<i>Zolo</i>		<i>D</i>	<i>16</i>	
<i>William</i>		<i>S</i>	<i>14</i>	
<i>Annie</i>		<i>D</i>	<i>11</i>	
<i>Lenard</i>		<i>S</i>	<i>9</i>	
<i>Loy</i>		<i>S</i>	<i>5</i>	

FORM 10-636A-

1910 CENSUS INDEX - INDIVIDUAL

U.S. DEPARTMENT OF COMMERCE
BUREAU OF THE CENSUS

TEXAS

NAME OF INDIVIDUAL <i>W 300 Wyatt Peter</i>		E. D. <i>163</i>	SHEET <i>938</i>
COLOR <i>B</i>	AGE <i>14</i>	BIRTHPLACE	VOL. <i>147</i>
COUNTY	<i>Wharton</i>	CITY	
ENUMERATED WITH <i>Jones Peter</i>			
RELATIONSHIP TO ABOVE			
<input type="checkbox"/> SON	<input type="checkbox"/> NEPHEW	<input type="checkbox"/> STEPSON	
<input type="checkbox"/> DAUGHTER	<input type="checkbox"/> NIECE	<input type="checkbox"/> STEPDAUGHTER	
<input type="checkbox"/> BROTHER	<input type="checkbox"/> FATHER-IN-LAW	<input type="checkbox"/> COUSIN	
<input type="checkbox"/> SISTER	<input type="checkbox"/> MOTHER-IN-LAW	<input type="checkbox"/> HIRED MAN	
<input type="checkbox"/> FATHER	<input type="checkbox"/> SON-IN-LAW	<input type="checkbox"/> ROOMER	
<input checked="" type="checkbox"/> MOTHER	<input type="checkbox"/> DAUGHTER-IN-LAW	<input type="checkbox"/> SERVANT	
<input type="checkbox"/> GRANDSON	<input type="checkbox"/> BROTHER-IN-LAW	<input type="checkbox"/> OTHER (Specify)	
<input type="checkbox"/> GRANDDAUGHTER	<input type="checkbox"/> SISTER-IN-LAW		
<input type="checkbox"/> GRANDCHILD	<input type="checkbox"/> ORPHAN		

FORM BC-627 (1918-67)
FORMERLY 104637

U.S. DEPARTMENT OF COMMERCE
BUREAU OF THE CENSUS

1910 CENSUS INDEX - INDIVIDUAL

TEXAS

<i>w300</i>	HEAD OF FAMILY <i>Whites Peter</i>		E.O. <i>128</i>	SHEET <i>152</i>
COLOR <i>W</i>	AGE <i>60</i>	BIRTHPLACE <i>Scot</i>	VOL. <i>83</i>	
COUNTY <i>Jennerson</i>	CITY			
OTHER MEMBERS OF FAMILY				
NAME		RELATIONSHIP	AGE	BIRTHPLACE
<i>+ 1 servant</i>				

FORM 10 636
1910 CENSUS INDEX - FAMILY

U. S. DEPARTMENT OF COMMERCE
BUREAU OF THE CENSUS

TEXAS

W300	HEAD OF FAMILY		E.D.	SHEET
	C. H. Carter		52	18
COLOR	AGE	BIRTHPLACE	VOL.	
W	54	W. Va.	51	
COUNTY	Fayette		CITY	
OTHER MEMBERS OF FAMILY				
	NAME	RELATIONSHIP	AGE	BIRTHPLACE
	- 1 S			
	- 2 H			
	- 1 D			

FORM 10-636
1910 CENSUS INDEX - FAMILY

U.S. DEPARTMENT OF COMMERCE
BUREAU OF THE CENSUS

TEXAS

W 300		NAME OF INDIVIDUAL <i>White Peter</i>		E.D. 123	SHEET 66
COLOR W	AGE 82	BIRTHPLACE <i>Texas</i>		VOL. 117	
COUNTY Red River			CITY		
ENUMERATED WITH <i>White Henry</i>					
RELATIONSHIP TO ABOVE					
<input type="checkbox"/> SON	<input type="checkbox"/> NEPHEW	<input type="checkbox"/> STEPSON			
<input type="checkbox"/> DAUGHTER	<input type="checkbox"/> NIECE	<input type="checkbox"/> STEPDAUGHTER			
<input type="checkbox"/> BROTHER	<input type="checkbox"/> FATHER-IN-LAW	<input type="checkbox"/> COUSIN			
<input type="checkbox"/> SISTER	<input type="checkbox"/> MOTHER-IN-LAW	<input type="checkbox"/> HIRED MAN			
<input checked="" type="checkbox"/> FATHER	<input type="checkbox"/> SON-IN-LAW	<input type="checkbox"/> ROOMER			
<input type="checkbox"/> MOTHER	<input type="checkbox"/> DAUGHTER-IN-LAW	<input type="checkbox"/> SERVANT			
<input type="checkbox"/> GRANDSON	<input type="checkbox"/> BROTHER-IN-LAW	<input type="checkbox"/> OTHER (<i>Specify</i>)			
<input type="checkbox"/> GRANDDAUGHTER	<input type="checkbox"/> SISTER-IN-LAW				
<input type="checkbox"/> GRANDCHILD	<input type="checkbox"/> ORPHAN				

FORM 10-637

1910 CENSUS INDEX - INDIVIDUAL

U.S. DEPARTMENT OF COMMERCE
BUREAU OF THE CENSUS

TEXAS

W. 300	HEAD OF FAMILY White Peter		E.O. 122	SHEET 305
COLOR B	AGE 46	BIRTHPLACE	VOL. 123	
COUNTY	Victoria	CITY		
OTHER MEMBERS OF FAMILY				
	NAME	RELATIONSHIP	AGE	BIRTHPLACE
	Mattie	W	32	
	Lillian	D	8	
	Mellie	P	6	
	Robert J.	S	4	
	Clifford H.	S	2	
	Baby	S	1/2	

FORM 10 636
1910 CENSUS INDEX - FAMILY

U. S. DEPARTMENT OF COMMERCE
BUREAU OF THE CENSUS

TEXAS

1030		NAME OF INDIVIDUAL Wyatt Peter		E.D. 109	SHEET 215
COLOR B	AGE 38	BIRTHPLACE		VOL. 140	
COUNTY Van Zandt		CITY Wills Point			
ENUMERATED WITH Turner Mary					
RELATIONSHIP TO ABOVE					
<input type="checkbox"/> SON	<input type="checkbox"/> NEPHEW	<input type="checkbox"/> STEPSON			
<input type="checkbox"/> DAUGHTER	<input type="checkbox"/> NIECE	<input type="checkbox"/> STEPDAUGHTER			
<input type="checkbox"/> BROTHER	<input type="checkbox"/> FATHER-IN-LAW	<input type="checkbox"/> COUSIN			
<input type="checkbox"/> SISTER	<input type="checkbox"/> MOTHER-IN-LAW	<input type="checkbox"/> HIRED MAN			
<input type="checkbox"/> FATHER	<input type="checkbox"/> SON-IN-LAW	<input checked="" type="checkbox"/> ROOMER			
<input type="checkbox"/> MOTHER	<input type="checkbox"/> DAUGHTER-IN-LAW	<input type="checkbox"/> SERVANT			
<input type="checkbox"/> GRANDSON	<input type="checkbox"/> BROTHER-IN-LAW	<input type="checkbox"/> OTHER (Specify)			
<input type="checkbox"/> GRANDDAUGHTER	<input type="checkbox"/> SISTER-IN-LAW				
<input type="checkbox"/> GRANDCHILD	<input type="checkbox"/> ORPHAN				

FORM BC-627 (5-5-67)
FORMERLY 10a-637

U.S. DEPARTMENT OF COMMERCE
BUREAU OF THE CENSUS

1910 CENSUS INDEX - INDIVIDUAL

TEXAS

10300	HEAD OF FAMILY Wade Peter		E.D. 104	SHEET 195
COLOR B	AGE 43	BIRTHPLACE	VOL. 109	
COUNTY Nacogdoches		CITY		
OTHER MEMBERS OF FAMILY				
NAME		RELATIONSHIP	AGE	BIRTHPLACE
Lillian		W	38	
Liberta		P	7/12	
Walter Mathis		W	8	
Abraham Sarah		W	6	

FORM 10 636
1910 CENSUS INDEX - FAMILY

U.S. DEPARTMENT OF COMMERCE
BUREAU OF THE CENSUS

TEXAS

W 300	NAME OF INDIVIDUAL <i>White, Peter</i>		E.D. 56	SHEET 254
COLOR B	AGE 13	BIRTHPLACE -	VOL. 102	
COUNTY Milam		CITY -		
ENUMERATED WITH <i>White, Peter</i>				
RELATIONSHIP TO ABOVE				
<input type="checkbox"/> SON	<input type="checkbox"/> NEPHEW	<input type="checkbox"/> STEPSON		
<input type="checkbox"/> DAUGHTER	<input type="checkbox"/> NIECE	<input type="checkbox"/> STEPDAUGHTER		
<input type="checkbox"/> BROTHER	<input checked="" type="checkbox"/> FATHER-IN-LAW	<input type="checkbox"/> COUSIN		
<input type="checkbox"/> SISTER	<input type="checkbox"/> MOTHER-IN-LAW	<input type="checkbox"/> HIRED MAN		
<input type="checkbox"/> FATHER	<input type="checkbox"/> SON-IN-LAW	<input type="checkbox"/> ROOMER		
<input type="checkbox"/> MOTHER	<input type="checkbox"/> DAUGHTER-IN-LAW	<input type="checkbox"/> SERVANT		
<input type="checkbox"/> GRANDSON	<input type="checkbox"/> BROTHER-IN-LAW	<input checked="" type="checkbox"/> OTHER (Specify)		
<input type="checkbox"/> GRANDDAUGHTER	<input type="checkbox"/> SISTER-IN-LAW	<i>GCH</i>		
<input type="checkbox"/> GRANDCHILD	<input type="checkbox"/> ORPHAN			

FORM 10-637
1910 CENSUS INDEX - INDIVIDUAL

U. S. DEPARTMENT OF COMMERCE
BUREAU OF THE CENSUS

TEXAS

W 300	HEAD OF FAMILY White, Peter		E.O. 56	SHEET 254
COLOR B	AGE 50	BIRTHPLACE	VOL. 102	
COUNTY Milam		CITY		
OTHER MEMBERS OF FAMILY				
NAME		RELATIONSHIP	AGE	BIRTHPLACE
Mary		W	45	Ala
Peter		GCH	13	
Minnie		W	24	
Lennie		GCH	11	
Thelma		GCH	17	
L Se				

FORM 10 636
1910 CENSUS INDEX - FAMILY

U. S. DEPARTMENT OF COMMERCE
BUREAU OF THE CENSUS

TEXAS

W 300	HEAD OF FAMILY		W. W. Ware	Peter	E.D.	SHEET
COLOR	AGE	BIRTHPLACE			55	363
B	24				VOL.	102.
COUNTY			CITY			
Milam						
OTHER MEMBERS OF FAMILY						
NAME		RELATIONSHIP	AGE	BIRTHPLACE		
Margurite		W	23			
Buster		D	1 1/2			

FORM 10 636
1910 CENSUS INDEX - FAMILY

U. S. DEPARTMENT OF COMMERCE
BUREAU OF THE CENSUS

TEXAS

W-300	NAME OF INDIVIDUAL White Peter		E.D. 25	SHEET 131
COLOR B	AGE 46	BIRTHPLACE La	VOL. 65	
COUNTY Hardin		CITY		
ENUMERATED WITH White Lanson				
RELATIONSHIP TO ABOVE				
<input type="checkbox"/> SON	<input type="checkbox"/> NEPHEW	<input type="checkbox"/> STEPSON		
<input type="checkbox"/> DAUGHTER	<input type="checkbox"/> NIECE	<input type="checkbox"/> STEPDAUGHTER		
<input type="checkbox"/> BROTHER	<input type="checkbox"/> FATHER-IN-LAW	<input type="checkbox"/> COUSIN		
<input type="checkbox"/> SISTER	<input type="checkbox"/> MOTHER-IN-LAW	<input type="checkbox"/> HIRED MAN		
<input type="checkbox"/> FATHER	<input type="checkbox"/> SON-IN-LAW	<input type="checkbox"/> ROOMER		
<input type="checkbox"/> MOTHER	<input type="checkbox"/> DAUGHTER-IN-LAW	<input type="checkbox"/> SERVANT		
<input type="checkbox"/> GRANDSON	<input type="checkbox"/> BROTHER-IN-LAW	<input checked="" type="checkbox"/> OTHER (Specify)		
<input type="checkbox"/> GRANDDAUGHTER	<input type="checkbox"/> SISTER-IN-LAW	<i>Bo</i>		
<input type="checkbox"/> GRANDCHILD	<input type="checkbox"/> ORPHAN			

FORM 10-637
1910 CENSUS-INDEX - INDIVIDUAL

U. S. DEPARTMENT OF COMMERCE
BUREAU OF THE CENSUS

TEXAS

-W300	HEAD OF FAMILY <i>M. White - Peter</i>		E.D. 17	SHEET 188
COLOR <i>W</i>	AGE <i>60</i>	BIRTHPLACE <i>Scotland</i>	VOL. <i>48</i>	
COUNTY <i>-</i>	Erath	CITY <i>Stephenville</i>		
OTHER MEMBERS OF FAMILY				
	NAME	RELATIONSHIP	AGE	BIRTHPLACE
	<i>Wife</i>	<i>W</i>	<i>40</i>	
	<i>William S</i>	<i>S</i>	<i>20</i>	
	<i>Alice</i>	<i>D</i>	<i>17</i>	
	<i>Marjorie</i>	<i>D</i>	<i>13</i>	
	<i>Jerry</i>	<i>S</i>	<i>11</i>	
	<i>Agnes</i>	<i>D</i>	<i>8</i>	
	<i>Futrick H</i>	<i>S</i>	<i>1</i>	

FORM 10-636

1910 CENSUS INDEX - FAMILY

U.S. DEPARTMENT OF COMMERCE
BUREAU OF THE CENSUS

TEXAS

W 300	NAME OF INDIVIDUAL <i>Wyatt, Peter</i>		E.D. <i>37</i>	SHEET <i>256</i>
COLOR <i>B</i>	AGE <i>15</i>	BIRTHPLACE	VOL. <i>28</i>	
COUNTY <i>Kaufman</i>		CITY		
ENUMERATED WITH		<i>Turner, Britan</i>		
RELATIONSHIP TO ABOVE				
<input type="checkbox"/> SON	<input type="checkbox"/> NEPHEW	<input type="checkbox"/> STEPSON		
<input type="checkbox"/> DAUGHTER	<input type="checkbox"/> NIECE	<input type="checkbox"/> STEPDAUGHTER		
<input type="checkbox"/> BROTHER	<input type="checkbox"/> FATHER-IN-LAW	<input type="checkbox"/> COUSIN		
<input type="checkbox"/> SISTER	<input type="checkbox"/> MOTHER-IN-LAW	<input checked="" type="checkbox"/> HIRED MAN		
<input type="checkbox"/> FATHER	<input type="checkbox"/> SON-IN-LAW	<input type="checkbox"/> ROOMER		
<input type="checkbox"/> MOTHER	<input type="checkbox"/> DAUGHTER-IN-LAW	<input type="checkbox"/> SERVANT		
<input type="checkbox"/> GRANDSON	<input type="checkbox"/> BROTHER-IN-LAW	<input checked="" type="checkbox"/> OTHER (Specify)		
<input type="checkbox"/> GRANDDAUGHTER	<input type="checkbox"/> SISTER-IN-LAW	<i>Ad S</i>		
<input type="checkbox"/> GRANDCHILD	<input type="checkbox"/> ORPHAN			

FORM 10-637
1910 CENSUS INDEX - INDIVIDUAL

U.S. DEPARTMENT OF COMMERCE
BUREAU OF THE CENSUS

TEXAS

10300		HEAD OF FAMILY		W. J. Peckney B		E. D.	SHEET
COLOR	AGE	BIRTHPLACE		VOL.		54	298
B	36	Va		67			
COUNTY		Harris		CITY		Houston	
OTHER MEMBERS OF FAMILY							
NAME		RELATIONSHIP		AGE	BIRTHPLACE		
J. Peckney		W		47			
J. B.							

FORM 10 636
1910 CENSUS INDEX - FAMILY

U. S. DEPARTMENT OF COMMERCE
BUREAU OF THE CENSUS

TEXAS

W 300		NAME OF INDIVIDUAL White Perry		E.D. 132	SHEET 293
COLOR W	AGE 25	BIRTHPLACE		VOL. 125	
COUNTY		Titus	CITY		
ENUMERATED WITH Duncan Robert G					
RELATIONSHIP TO ABOVE					
<input type="checkbox"/> SON	<input type="checkbox"/> NEPHEW	<input type="checkbox"/> STEPSON			
<input type="checkbox"/> DAUGHTER	<input type="checkbox"/> NIECE	<input type="checkbox"/> STEPDAUGHTER			
<input type="checkbox"/> BROTHER	<input type="checkbox"/> FATHER-IN-LAW	<input type="checkbox"/> COUSIN			
<input type="checkbox"/> SISTER	<input type="checkbox"/> MOTHER-IN-LAW	<input checked="" type="checkbox"/> HIRED MAN			
<input type="checkbox"/> FATHER	<input type="checkbox"/> SON-IN-LAW	<input type="checkbox"/> ROOMER			
<input type="checkbox"/> MOTHER	<input type="checkbox"/> DAUGHTER-IN-LAW	<input type="checkbox"/> SERVANT			
<input type="checkbox"/> GRANDSON	<input type="checkbox"/> BROTHER-IN-LAW	<input type="checkbox"/> OTHER (Specify)			
<input type="checkbox"/> GRANDDAUGHTER	<input type="checkbox"/> SISTER-IN-LAW	<input type="checkbox"/>			
<input type="checkbox"/> GRANDCHILD	<input type="checkbox"/> ORPHAN	<input type="checkbox"/>			

FORM BC-627 (8-8-67)
FORMERLY 10-637

1910 CENSUS INDEX - INDIVIDUAL

U.S. DEPARTMENT OF COMMERCE
BUREAU OF THE CENSUS

TEXAS

W 300	HEAD OF FAMILY		White Perry M.		E.D.	SHEET
COLOR	AGE	BIRTHPLACE		25	10	
- W	22			VOL.	8	
COUNTY			CITY			
Bell						
OTHER MEMBERS OF FAMILY						
NAME		RELATIONSHIP	AGE	BIRTHPLACE		
Lily		W	22			
Nana		D	4			
Leman		D	1			
+ 1 hr						

TEXAS

21300	HEAD OF FAMILY W. J. Johnson, Mary Lee		E.D. 161	SHEET 163
COLOR W	AGE 22	BIRTHPLACE Ky	VOL. 34	
COUNTY Johnson		CITY		
OTHER MEMBERS OF FAMILY				
NAME		RELATION- SHIP	AGE	BIRTHPLACE
Evelyn Lee		W	20	
Julia Lee		6	10	
Roger Lee		2	2	

FORM 10-636

1910 CENSUS INDEX - FAMILY

U.S. DEPARTMENT OF COMMERCE
BUREAU OF THE CENSUS

TEXAS

W.300	HEAD OF FAMILY		Whitney, Perry A.	E.D.	SHEET
COLOR	AGE	BIRTHPLACE		46	187
W	25			VOL.	
COUNTY	Bexar			CITY	San Antonio
OTHER MEMBERS OF FAMILY					
NAME		RELATIONSHIP	AGE	BIRTHPLACE	
Roberta		W	23		
Vernon E.		S	1 $\frac{7}{12}$		

FORM 10 636
1910 CENSUS INDEX - FAMILY

U S DEPARTMENT OF COMMERCE
BUREAU OF THE CENSUS

TEXAS

11-303	HEAD OF FAMILY		Wyatt Perry		E.D.	SHEET
COLOR	AGE	BIRTHPLACE		VOL.		
W	28			17.		
COUNTY		Brown		CITY		
OTHER MEMBERS OF FAMILY						
NAME		RELATIONSHIP	AGE	BIRTHPLACE		
Wyatt Perry		W	28			
Pearland		S	2			

FORM 10-636
1910 CENSUS INDEX - FAMILY

U.S. DEPARTMENT OF COMMERCE
BUREAU OF THE CENSUS

TEXAS

-W300		NAME OF INDIVIDUAL <i>Wood Perry</i>		E.D. <i>21</i>	SHEET <i>1</i>
COLOR <i>W</i>	AGE <i>19</i>	BIRTHPLACE		VOL. <i>33</i>	
COUNTY <i>Dallas</i>		CITY			
ENUMERATED WITH <i>Mrs. George W</i>					
RELATIONSHIP TO ABOVE.					
<input type="checkbox"/> SON	<input type="checkbox"/> NEPHEW	<input type="checkbox"/> STEPSON			
<input type="checkbox"/> DAUGHTER	<input type="checkbox"/> NIECE	<input type="checkbox"/> STEPDAUGHTER			
<input type="checkbox"/> BROTHER	<input type="checkbox"/> FATHER-IN-LAW	<input type="checkbox"/> COUSIN			
<input type="checkbox"/> SISTER	<input type="checkbox"/> MOTHER-IN-LAW	<input type="checkbox"/> HIRED MAN			
<input type="checkbox"/> FATHER	<input type="checkbox"/> SON-IN-LAW	<input checked="" type="checkbox"/> ROOMER			
<input type="checkbox"/> MOTHER	<input type="checkbox"/> DAUGHTER-IN-LAW	<input type="checkbox"/> SERVANT			
<input type="checkbox"/> GRANDSON	<input type="checkbox"/> BROTHER-IN-LAW	<input type="checkbox"/> OTHER (<i>Specify</i>)			
<input type="checkbox"/> GRANDDAUGHTER	<input type="checkbox"/> SISTER-IN-LAW				
<input type="checkbox"/> GRANDCHILD	<input type="checkbox"/> ORPHAN				

FORM 10-637
1910 CENSUS INDEX - INDIVIDUAL

U. S. DEPARTMENT OF COMMERCE
BUREAU OF THE CENSUS

TEXAS

W 300		NAME OF INDIVIDUAL Wood Perry		E.O. 68	SHEET 158
COLOR B	AGE 70	BIRTHPLACE Ga		VOL. 115	
COUNTY Parker			CITY Weatherford		
ENUMERATED WITH Webster James B.					
RELATIONSHIP TO ABOVE					
<input type="checkbox"/> SON	<input type="checkbox"/> NEPHEW	<input type="checkbox"/> STEPSON			
<input type="checkbox"/> DAUGHTER	<input type="checkbox"/> NIECE	<input type="checkbox"/> STEPDAUGHTER			
<input type="checkbox"/> BROTHER	<input type="checkbox"/> FATHER-IN-LAW	<input type="checkbox"/> COUSIN			
<input type="checkbox"/> SISTER	<input type="checkbox"/> MOTHER-IN-LAW	<input type="checkbox"/> HIRED MAN			
<input type="checkbox"/> FATHER	<input type="checkbox"/> SON-IN-LAW	<input type="checkbox"/> ROOMER			
<input type="checkbox"/> MOTHER	<input type="checkbox"/> DAUGHTER-IN-LAW	<input checked="" type="checkbox"/> SERVANT			
<input type="checkbox"/> GRANDSON	<input type="checkbox"/> BROTHER-IN-LAW	<input type="checkbox"/> OTHER (Specify)			
<input type="checkbox"/> GRANDDAUGHTER	<input type="checkbox"/> SISTER-IN-LAW				
<input type="checkbox"/> GRANDCHILD	<input type="checkbox"/> ORPHAN				

FORM 10 637

1910 CENSUS INDEX - INDIVIDUAL

U. S. DEPARTMENT OF COMMERCE
BUREAU OF THE CENSUS

TEXAS

10300		HEAD OF FAMILY		W. H. Perry		E.D.	SHEET
COLOR		AGE		BIRTHPLACE		VOL.	
W.		27		Wilbarrett		142	
COUNTY				CITY			
OTHER MEMBERS OF FAMILY							
NAME		RELATIONSHIP	AGE	BIRTHPLACE			
Hertie H		W	22	Ala			
Hertie		D	1/2				
E / H m							

FORM 10-636
1910 CENSUS INDEX - FAMILY

U. S. DEPARTMENT OF COMMERCE
BUREAU OF THE CENSUS

TEXAS

HEAD OF FAMILY <i>Wood J. Gray</i>			E.O. <i>133</i>	SHEET <i>22</i>
COLOR <i>bc</i>	AGE <i>77</i>	BIRTHPLACE <i>Texas</i>	VOL. <i>135</i>	
COUNTY <i>Titus</i>		CITY		
OTHER MEMBERS OF FAMILY				
NAME	RELATIONSHIP	AGE	BIRTHPLACE	
<i>Mary</i>	<i>w</i>	<i>47</i>	<i>Texas</i>	
<i>Lucille</i>	<i>s</i>	<i>23</i>		
<i>Warren</i>	<i>s</i>	<i>21</i>		
<i>Angela</i>	<i>s</i>	<i>5</i>		
<i>Gene Gray</i>	<i>si</i>	<i>59</i>	<i>Texas</i>	

FORM 10-636
1910 CENSUS INDEX - FAMILY

U.S. DEPARTMENT OF COMMERCE
BUREAU OF THE CENSUS

TEXAS

W300		NAME OF INDIVIDUAL With Perry		E.D. 71	SHEET 209
COLOR W	AGE 27	BIRTHPLACE		VOL. 82	
COUNTY Kinney			CITY		
ENUMERATED WITH With Sam					
RELATIONSHIP TO ABOVE					
<input type="checkbox"/> SON	<input type="checkbox"/> NEPHEW	<input type="checkbox"/> STEPSON			
<input type="checkbox"/> DAUGHTER	<input type="checkbox"/> NIECE	<input type="checkbox"/> STEPDAUGHTER			
<input checked="" type="checkbox"/> BROTHER	<input type="checkbox"/> FATHER-IN-LAW	<input type="checkbox"/> COUSIN			
<input type="checkbox"/> SISTER	<input type="checkbox"/> MOTHER-IN-LAW	<input type="checkbox"/> HIRED MAN			
<input type="checkbox"/> FATHER	<input type="checkbox"/> SON-IN-LAW	<input type="checkbox"/> ROOMER			
<input type="checkbox"/> MOTHER	<input type="checkbox"/> DAUGHTER-IN-LAW	<input type="checkbox"/> SERVANT			
<input type="checkbox"/> GRANDSON	<input type="checkbox"/> BROTHER-IN-LAW	<input type="checkbox"/> OTHER (Specify)			
<input type="checkbox"/> GRANDDAUGHTER	<input type="checkbox"/> SISTER-IN-LAW				
<input type="checkbox"/> GRANDCHILD	<input type="checkbox"/> ORPHAN				

FORM 10-637

1910 CENSUS INDEX - INDIVIDUAL

U. S. DEPARTMENT OF COMMERCE
BUREAU OF THE CENSUS

TEXAS

W300	NAME OF INDIVIDUAL <i>W. L. ...</i>		E.O. <i>125</i>	SHEET <i>151</i>
COLOR <i>W</i>	AGE <i>24</i>	BIRTHPLACE	VOL. <i>136</i>	
COUNTY <i>Tarrant</i>		CITY <i>Fort Worth</i>		
ENUMERATED WITH <i>...</i>				
RELATIONSHIP TO ABOVE				
<input type="checkbox"/> SON	<input type="checkbox"/> NEPHEW	<input type="checkbox"/> STEPSON		
<input type="checkbox"/> DAUGHTER	<input type="checkbox"/> NIECE	<input type="checkbox"/> STEPDAUGHTER		
<input type="checkbox"/> BROTHER	<input type="checkbox"/> FATHER-IN-LAW	<input type="checkbox"/> COUSIN		
<input type="checkbox"/> SISTER	<input type="checkbox"/> MOTHER-IN-LAW	<input type="checkbox"/> HIRED MAN		
<input type="checkbox"/> FATHER	<input type="checkbox"/> SON-IN-LAW	<input type="checkbox"/> ROOMER		
<input type="checkbox"/> MOTHER	<input type="checkbox"/> DAUGHTER-IN-LAW	<input type="checkbox"/> SERVANT		
<input type="checkbox"/> GRANDSON	<input type="checkbox"/> BROTHER-IN-LAW	<input type="checkbox"/> OTHER (Specify)		
<input type="checkbox"/> GRANDDAUGHTER	<input type="checkbox"/> SISTER-IN-LAW			
<input type="checkbox"/> GRANDCHILD	<input type="checkbox"/> ORPHAN			

FORM 10-637
1910 CENSUS INDEX - INDIVIDUAL

U.S. DEPARTMENT OF COMMERCE
BUREAU OF THE CENSUS

TEXAS

W 300	HEAD OF FAMILY <i>White, Perry</i>		E.D. 114	SHEET 138
COLOR 3	AGE 37	BIRTHPLACE	VOL. 129	
COUNTY Tarrant	CITY Fort Worth			
OTHER MEMBERS OF FAMILY				
NAME		RELATIONSHIP	AGE	BIRTHPLACE
<i>1 - Perry</i>		<i>w</i>	<i>30</i>	
<i>1 - White, Perry</i>		<i>d</i>	<i>14</i>	

FORM 10 636

- 1910 CENSUS INDEX - FAMILY

U.S. DEPARTMENT OF COMMERCE
BUREAU OF THE CENSUS

TEXAS

W300		NAME OF INDIVIDUAL W. L. Perry		E.O. 103	SHEET 120
COLOR B	AGE 14	BIRTHPLACE		VOL. 128	
COUNTY Tarrant		CITY			
ENUMERATED WITH F. Lloyd Jew					
RELATIONSHIP TO ABOVE					
<input type="checkbox"/> SON	<input type="checkbox"/> NEPHEW	<input type="checkbox"/> STEPSON			
<input type="checkbox"/> DAUGHTER	<input type="checkbox"/> NIECE	<input type="checkbox"/> STEPDAUGHTER			
<input type="checkbox"/> BROTHER	<input type="checkbox"/> FATHER-IN-LAW	<input type="checkbox"/> COUSIN			
<input type="checkbox"/> SISTER	<input type="checkbox"/> MOTHER-IN-LAW	<input type="checkbox"/> HIRED MAN			
<input type="checkbox"/> FATHER	<input type="checkbox"/> SON-IN-LAW	<input checked="" type="checkbox"/> ROOMER			
<input type="checkbox"/> MOTHER	<input type="checkbox"/> DAUGHTER-IN-LAW	<input type="checkbox"/> SERVANT			
<input type="checkbox"/> GRANDSON	<input type="checkbox"/> BROTHER-IN-LAW	<input type="checkbox"/> OTHER (Specify)			
<input type="checkbox"/> GRANDDAUGHTER	<input type="checkbox"/> SISTER-IN-LAW				
<input type="checkbox"/> GRANDCHILD	<input type="checkbox"/> ORPHAN				

FORM 10.637
1910 CENSUS INDEX - INDIVIDUAL

U.S. DEPARTMENT OF COMMERCE
BUREAU OF THE CENSUS

TEXAS

W.300		NAME OF INDIVIDUAL White Perry		E.D. 103	SHEET 185
COLOR B	AGE 29	BIRTHPLACE		VOL 28	
COUNTY Tarrant			CITY Worth		
ENUMERATED WITH White Joe					
RELATIONSHIP TO ABOVE					
<input type="checkbox"/> SON	<input type="checkbox"/> NEPHEW	<input type="checkbox"/> STEPSON			
<input type="checkbox"/> DAUGHTER	<input type="checkbox"/> NIECE	<input type="checkbox"/> STEPDAUGHTER			
<input type="checkbox"/> BROTHER	<input type="checkbox"/> FATHER-IN-LAW	<input type="checkbox"/> COUSIN			
<input type="checkbox"/> SISTER	<input type="checkbox"/> MOTHER-IN-LAW	<input type="checkbox"/> HIRED MAN			
<input type="checkbox"/> FATHER	<input type="checkbox"/> SON-IN-LAW	<input checked="" type="checkbox"/> ROOMER			
<input type="checkbox"/> MOTHER	<input type="checkbox"/> DAUGHTER-IN-LAW	<input type="checkbox"/> SERVANT			
<input type="checkbox"/> GRANDSON	<input type="checkbox"/> BROTHER-IN-LAW	<input type="checkbox"/> OTHER (Specify)			
<input type="checkbox"/> GRANDDAUGHTER	<input type="checkbox"/> SISTER-IN-LAW				
<input type="checkbox"/> GRANDCHILD	<input type="checkbox"/> ORPHAN				

FORM 10 637
1910 CENSUS INDEX - INDIVIDUAL

U.S. DEPARTMENT OF COMMERCE
BUREAU OF THE CENSUS

TEXAS

W300	HEAD OF FAMILY White, Perry		E.D. 120	SHEET 364
COLOR B	AGE 73	BIRTHPLACE		VOL. 128
COUNTY Tarrant		CITY Fort Worth		
OTHER MEMBERS OF FAMILY				
NAME		RELATIONSHIP	AGE	BIRTHPLACE
Ruby		W	78	

FORM 10-636
1910 CENSUS INDEX - FAMILY

U.S. DEPARTMENT OF COMMERCE
BUREAU OF THE CENSUS

TEXAS

W 300	NAME OF INDIVIDUAL <i>White Perry</i>		E.D. <i>705</i>	SHEET <i>226</i>
COLOR <i>W</i>	AGE <i>16</i>	BIRTHPLACE	VOL. <i>128</i>	
COUNTY <i>Tarrant</i>		CITY <i>Fort Worth</i>		
ENUMERATED WITH <i>Roush Charles</i>				
RELATIONSHIP TO ABOVE				
<input type="checkbox"/> SON	<input type="checkbox"/> NEPHEW	<input type="checkbox"/> STEPSON		
<input type="checkbox"/> DAUGHTER	<input type="checkbox"/> NIECE	<input type="checkbox"/> STEPDAUGHTER		
<input type="checkbox"/> BROTHER	<input type="checkbox"/> FATHER-IN-LAW	<input type="checkbox"/> COUSIN		
<input type="checkbox"/> SISTER	<input type="checkbox"/> MOTHER-IN-LAW	<input type="checkbox"/> HIRED MAN		
<input type="checkbox"/> FATHER	<input type="checkbox"/> SON-IN-LAW	<input type="checkbox"/> ROOMER		
<input type="checkbox"/> MOTHER	<input type="checkbox"/> DAUGHTER-IN-LAW	<input type="checkbox"/> SERVANT		
<input type="checkbox"/> GRANDSON	<input type="checkbox"/> BROTHER-IN-LAW	<input type="checkbox"/> OTHER (<i>Specify</i>)		
<input type="checkbox"/> GRANDDAUGHTER	<input type="checkbox"/> SISTER-IN-LAW			
<input type="checkbox"/> GRANDCHILD	<input type="checkbox"/> ORPHAN			

FORM 10-637
1910 CENSUS INDEX - INDIVIDUAL

U. S. DEPARTMENT OF COMMERCE
BUREAU OF THE CENSUS

TEXAS

10300	NAME OF INDIVIDUAL <i>Watts Perry</i>		E.O. <i>97-347</i>	SHEET
COLOR <i>B</i>	AGE <i>34</i>	BIRTHPLACE	VOL. <i>28</i>	
COUNTY <i>Harris</i>	CITY <i>Houston</i>			
ENUMERATED WITH <i>Shepard Alfred L.</i>				
RELATIONSHIP TO ABOVE				
<input type="checkbox"/> SON	<input type="checkbox"/> NEPHEW	<input type="checkbox"/> STEPSON		
<input type="checkbox"/> DAUGHTER	<input type="checkbox"/> NIECE	<input type="checkbox"/> STEPDAUGHTER		
<input checked="" type="checkbox"/> BROTHER	<input type="checkbox"/> FATHER-IN-LAW	<input type="checkbox"/> COUSIN		
<input type="checkbox"/> SISTER	<input type="checkbox"/> MOTHER-IN-LAW	<input type="checkbox"/> HIRED MAN		
<input type="checkbox"/> FATHER	<input type="checkbox"/> SON-IN-LAW	<input type="checkbox"/> ROOMER		
<input type="checkbox"/> MOTHER	<input type="checkbox"/> DAUGHTER-IN-LAW	<input type="checkbox"/> SERVANT		
<input type="checkbox"/> GRANDSON	<input type="checkbox"/> BROTHER-IN-LAW	<input type="checkbox"/> OTHER (Specify)		
<input type="checkbox"/> GRANDDAUGHTER	<input type="checkbox"/> SISTER-IN-LAW			
<input type="checkbox"/> GRANDCHILD	<input type="checkbox"/> ORPHAN			

FORM 10,637
1910 CENSUS INDEX - INDIVIDUAL

U.S. DEPARTMENT OF COMMERCE
BUREAU OF THE CENSUS

TEXAS

11-300	HEAD OF FAMILY <i>White Perry</i>		E.D. 28	SHEET 395
COLOR B.	AGE 30	BIRTHPLACE		VOL. 58
COUNTY Grimes		CITY		
OTHER MEMBERS OF FAMILY				
	NAME	RELATIONSHIP	AGE	BIRTHPLACE
	<i>Fannie</i>	<i>w</i>	<i>30</i>	
	<i>Winnie</i>	<i>D</i>	<i>11</i>	
	<i>Eleanor</i>	<i>D</i>	<i>10</i>	
	<i>Archie</i>	<i>D</i>	<i>6</i>	
	<i>Rosevelt</i>	<i>S</i>	<i>3</i>	
	<i>Minifer Sarah</i>	<i>M L</i>	<i>70</i>	

FORM 10-636
1910 CENSUS INDEX - FAMILY

U. S. DEPARTMENT OF COMMERCE
BUREAU OF THE CENSUS

TEXAS

W300		HEAD OF FAMILY		White Perry		E.O.	SHEET
COLOR	B	AGE	57	BIRTHPLACE	Ala	105	66
COUNTY	Washington			CITY		VOL.	746
OTHER MEMBERS OF FAMILY							
	NAME	RELATIONSHIP	AGE	BIRTHPLACE			
	Sonnie	W	45				
	O B	S	21				
	Estella	D	18				
	Willie	S	14				
	Pearl	D	11				
	J D	S	8				
	Rubie	D	8				

FORM 10-636A

1910 CENSUS INDEX - FAMILY

U.S. DEPARTMENT OF COMMERCE
BUREAU OF THE CENSUS

TEXAS

W300		HEAD OF FAMILY		E.D.	SHEET
W		W	White	6	16
COLOR	AGE	BIRTHPLACE		VOL.	
	50	Ea.		15	
COUNTY	Rowle		CITY	Tepahouana	
OTHER MEMBERS OF FAMILY					
NAME		RELATIONSHIP	AGE	BIRTHPLACE	
Ruth E.		W	49	Ea.	
Helen		D	26		
Robt. Lee		S	20		
Stella		D	12		

FORM 10 636

1910 CENSUS INDEX - FAMILY

U.S. DEPARTMENT OF COMMERCE
BUREAU OF THE CENSUS

TEXAS

W 300	NAME OF INDIVIDUAL White Pearl E		E.O. 124	SHEET 11
COLOR W	AGE 19	BIRTHPLACE	VOL. 25	
COUNTY Coleman		CITY		
ENUMERATED WITH Shaper Amanda G.				
RELATIONSHIP TO ABOVE				
<input checked="" type="checkbox"/> SON	<input type="checkbox"/> NEPHEW	<input type="checkbox"/> STEPSON		
<input type="checkbox"/> DAUGHTER	<input type="checkbox"/> NIECE	<input type="checkbox"/> STEPDAUGHTER		
<input type="checkbox"/> BROTHER	<input type="checkbox"/> FATHER-IN-LAW	<input type="checkbox"/> COUSIN		
<input type="checkbox"/> SISTER	<input type="checkbox"/> MOTHER-IN-LAW	<input type="checkbox"/> HIRED MAN		
<input type="checkbox"/> FATHER	<input type="checkbox"/> SON-IN-LAW	<input type="checkbox"/> ROOMER		
<input type="checkbox"/> MOTHER	<input type="checkbox"/> DAUGHTER-IN-LAW	<input type="checkbox"/> SERVANT		
<input type="checkbox"/> GRANDSON	<input type="checkbox"/> BROTHER-IN-LAW	<input type="checkbox"/> OTHER (Specify)		
<input type="checkbox"/> GRANDDAUGHTER	<input type="checkbox"/> SISTER-IN-LAW			
<input type="checkbox"/> GRANDCHILD	<input type="checkbox"/> ORPHAN			

FORM 10-637
1910 CENSUS INDEX - INDIVIDUAL

U. S. DEPARTMENT OF COMMERCE
BUREAU OF THE CENSUS

TEXAS

W 300	NAME OF INDIVIDUAL <i>Wade Perle</i>		E.D. 101	SHEET 335
COLOR B	AGE 14	BIRTHPLACE	VOL. 109	
COUNTY <i>Nacogdoches</i>		CITY		
ENUMERATED WITH <i>Anderson Jennie</i>				
RELATIONSHIP TO ABOVE				
<input type="checkbox"/> SON	<input type="checkbox"/> NEPHEW	<input type="checkbox"/> STEPSON		
<input type="checkbox"/> DAUGHTER	<input type="checkbox"/> NIECE	<input type="checkbox"/> STEPDAUGHTER		
<input type="checkbox"/> BROTHER	<input type="checkbox"/> FATHER-IN-LAW	<input type="checkbox"/> COUSIN		
<input type="checkbox"/> SISTER	<input type="checkbox"/> MOTHER-IN-LAW	<input type="checkbox"/> HIRED MAN		
<input type="checkbox"/> FATHER	<input type="checkbox"/> SON-IN-LAW	<input type="checkbox"/> ROOMER		
<input type="checkbox"/> MOTHER	<input type="checkbox"/> DAUGHTER-IN-LAW	<input type="checkbox"/> SERVANT		
<input type="checkbox"/> GRANDSON	<input type="checkbox"/> BROTHER-IN-LAW	<input type="checkbox"/> OTHER (Specify)		
<input checked="" type="checkbox"/> GRANDDAUGHTER	<input type="checkbox"/> SISTER-IN-LAW			
<input type="checkbox"/> GRANDCHILD	<input type="checkbox"/> ORPHAN			

FORM 10 637
1910 CENSUS INDEX - INDIVIDUAL

U. S. DEPARTMENT OF COMMERCE
BUREAU OF THE CENSUS

TEXAS

W 300	NAME OF INDIVIDUAL <i>Woods Perditta</i>		E.D. 104-296	SHEET
COLOR <i>B</i>	AGE <i>18</i>	BIRTHPLACE	VOL. <i>66</i>	
COUNTY <i>Harris</i>	CITY <i>Houston</i>			
ENUMERATED WITH <i>Washington Lennie</i>				
RELATIONSHIP TO ABOVE				
<input type="checkbox"/> SON	<input type="checkbox"/> NEPHEW	<input type="checkbox"/> STEPSON		
<input type="checkbox"/> DAUGHTER	<input checked="" type="checkbox"/> WIFE	<input type="checkbox"/> STEPDAUGHTER		
<input type="checkbox"/> BROTHER	<input type="checkbox"/> FATHER-IN-LAW	<input type="checkbox"/> COUSIN		
<input type="checkbox"/> SISTER	<input type="checkbox"/> MOTHER-IN-LAW	<input type="checkbox"/> HIRED MAN		
<input type="checkbox"/> FATHER	<input type="checkbox"/> SON-IN-LAW	<input type="checkbox"/> ROOMER		
<input type="checkbox"/> MOTHER	<input type="checkbox"/> DAUGHTER-IN-LAW	<input type="checkbox"/> SERVANT		
<input type="checkbox"/> GRANDSON	<input type="checkbox"/> BROTHER-IN-LAW	<input type="checkbox"/> OTHER (<i>Specify</i>)		
<input type="checkbox"/> GRANDDAUGHTER	<input checked="" type="checkbox"/> SISTER-IN-LAW			
<input type="checkbox"/> GRANDCHILD	<input type="checkbox"/> ORPHAN			

FORM 10 637

1910 CENSUS INDEX - INDIVIDUAL

U. S. DEPARTMENT OF COMMERCE
BUREAU OF THE CENSUS

TEXAS

W300	HEAD OF FAMILY		White Percy A	E.D.	SHEET
COLOR	AGE	BIRTHPLACE		VOL.	
W	55	Ala.		105 20 104	
COUNTY			CITY		
Hamilton			Hamilton		
OTHER MEMBERS OF FAMILY					
NAME		RELATIONSHIP	AGE	BIRTHPLACE	
Myrtle		D	19		
Rader		S	15		
Oal		S	12		

FORM 10-636
1910 CENSUS INDEX - FAMILY

U. S. DEPARTMENT OF COMMERCE
BUREAU OF THE CENSUS

TEXAS

W 300	HEAD OF FAMILY White, Percy L.		E.D. 143	SHEET 213
COLOR W	AGE 32	BIRTHPLACE	VOL. 100	
COUNTY Madison	CITY			
OTHER MEMBERS OF FAMILY				
NAME		RELATIONSHIP	AGE	BIRTHPLACE
1 Noah		W	32	
John B.		S	5	

FORM 10-636

1910 CENSUS INDEX - FAMILY

U.S. DEPARTMENT OF COMMERCE
BUREAU OF THE CENSUS

TEXAS

W 300	NAME OF INDIVIDUAL <i>Whitt Percy</i>		E.D. <i>69</i>	SHEET <i>120</i>
COLOR <i>B</i>	AGE <i>9</i>	BIRTHPLACE <i>La.</i>	VOL. <i>83</i>	
COUNTY <i>Jefferson</i>		CITY <i>Beaumont</i>		
ENUMERATED WITH <i>Whitaker Harry M.</i>				
RELATIONSHIP TO ABOVE				
<input type="checkbox"/> SON	<input type="checkbox"/> NEPHEW	<input type="checkbox"/> STEPSON		
<input type="checkbox"/> DAUGHTER	<input type="checkbox"/> NIECE	<input type="checkbox"/> STEPDAUGHTER		
<input type="checkbox"/> BROTHER	<input type="checkbox"/> FATHER-IN-LAW	<input type="checkbox"/> COUSIN		
<input type="checkbox"/> SISTER	<input type="checkbox"/> MOTHER-IN-LAW	<input type="checkbox"/> HIRED MAN		
<input type="checkbox"/> FATHER	<input type="checkbox"/> SON-IN-LAW	<input type="checkbox"/> ROOMER		
<input type="checkbox"/> MOTHER	<input type="checkbox"/> DAUGHTER-IN-LAW	<input type="checkbox"/> SERVANT		
<input type="checkbox"/> GRANDSON	<input type="checkbox"/> BROTHER-IN-LAW	<input type="checkbox"/> OTHER (Specify)		
<input type="checkbox"/> GRANDDAUGHTER	<input type="checkbox"/> SISTER-IN-LAW	<i>S. Sec.</i>		
<input type="checkbox"/> GRANDCHILD	<input type="checkbox"/> ORPHAN			

FORM 10-637

1910 CENSUS INDEX - INDIVIDUAL

U. S. DEPARTMENT OF COMMERCE
BUREAU OF THE CENSUS

TEXAS

10303	HEAD OF FAMILY <i>Witt Peraj</i>		E.D. 31	SHEET 15
COLOR <i>W</i>	AGE 28	BIRTHPLACE	VOL. 32	
COUNTY <i>Coryell</i>		CITY		
OTHER MEMBERS OF FAMILY				
NAME		RELATIONSHIP	AGE	BIRTHPLACE
<i>Jose</i>		<i>W</i>	<i>28</i>	
<i>Ernestine</i>		<i>D</i>	<i>3</i>	
<i>Amelia</i>		<i>D</i>	<i>2</i>	
<i>Lucy</i>		<i>D</i>	<i>8/12</i>	

FORM 10-636

1910 CENSUS INDEX - FAMILY

U.S. DEPARTMENT OF COMMERCE
BUREAU OF THE CENSUS

TEXAS

W300		NAME OF INDIVIDUAL <i>Wood Peedita</i>		E.D. 52	SHEET 7
COLOR <i>B</i>	AGE <i>18</i>	BIRTHPLACE		VOL. 71	
COUNTY <i>Harrison</i>			CITY <i>Marshall</i>		
ENUMERATED WITH <i>Van Houston Lucia W</i>					
RELATIONSHIP TO ABOVE					
<input type="checkbox"/> SON	<input type="checkbox"/> NEPHEW	<input type="checkbox"/> STEPSON			
<input type="checkbox"/> DAUGHTER	<input type="checkbox"/> NIECE	<input type="checkbox"/> STEPDAUGHTER			
<input type="checkbox"/> BROTHER	<input type="checkbox"/> FATHER-IN-LAW	<input type="checkbox"/> COUSIN			
<input type="checkbox"/> SISTER	<input type="checkbox"/> MOTHER-IN-LAW	<input type="checkbox"/> HIRED MAN			
<input type="checkbox"/> FATHER	<input type="checkbox"/> SON-IN-LAW	<input type="checkbox"/> ROOMER			
<input type="checkbox"/> MOTHER	<input type="checkbox"/> DAUGHTER-IN-LAW	<input type="checkbox"/> SERVANT			
<input type="checkbox"/> GRANDSON	<input type="checkbox"/> BROTHER-IN-LAW	<input checked="" type="checkbox"/> OTHER (Specify) <i>Peer</i>			
<input type="checkbox"/> GRANDDAUGHTER	<input type="checkbox"/> SISTER-IN-LAW				
<input type="checkbox"/> GRANDCHILD	<input type="checkbox"/> ORPHAN				

FORM 10-637-
1910 CENSUS INDEX - INDIVIDUAL

U.S. DEPARTMENT OF COMMERCE
BUREAU OF THE CENSUS

TEXAS

6300	HEAD OF FAMILY <i>White, Ed</i>		E.D. 82	SHEET 128
COLOR 13	AGE 24	BIRTHPLACE <i>Ark.</i>	VOL. 94	
COUNTY Liberty	CITY			
OTHER MEMBERS OF FAMILY				
NAME		RELATIONSHIP	AGE	BIRTHPLACE
<i>Mathie</i>		<i>W</i>	<i>26</i>	
<i>Willie</i>		<i>S</i>	<i>3</i>	
<i>Alice</i>		<i>D</i>	<i>7/2</i>	

FORM 10 636

1910 CENSUS INDEX - FAMILY

U. S. DEPARTMENT OF COMMERCE
BUREAU OF THE CENSUS

TEXAS

W 300	NAME OF INDIVIDUAL Wood Pebyl		E.O. 51	SHEET 180
COLOR W	AGE 27	BIRTHPLACE	VOL. 43	
COUNTY Fannin		CITY Honey Grove		
ENUMERATED WITH Wood Jessie				
RELATIONSHIP TO ABOVE				
<input type="checkbox"/> SON	<input type="checkbox"/> NEPHEW	<input type="checkbox"/> STEPSON		
<input type="checkbox"/> DAUGHTER	<input type="checkbox"/> NIECE	<input type="checkbox"/> STEPDAUGHTER		
<input type="checkbox"/> BROTHER	<input type="checkbox"/> FATHER-IN-LAW	<input type="checkbox"/> COUSIN		
<input type="checkbox"/> SISTER	<input type="checkbox"/> MOTHER-IN-LAW	<input type="checkbox"/> HIRED MAN		
<input type="checkbox"/> FATHER	<input type="checkbox"/> SON-IN-LAW	<input type="checkbox"/> ROOMER		
<input type="checkbox"/> MOTHER	<input type="checkbox"/> DAUGHTER-IN-LAW	<input type="checkbox"/> SERVANT		
<input type="checkbox"/> GRANDSON	<input type="checkbox"/> BROTHER-IN-LAW	<input type="checkbox"/> OTHER (Specify)		
<input type="checkbox"/> GRANDDAUGHTER	<input type="checkbox"/> SISTER-IN-LAW			
<input type="checkbox"/> GRANDCHILD	<input type="checkbox"/> ORPHAN			

FORM 10 637
1910 CENSUS INDEX - INDIVIDUAL

U. S. DEPARTMENT OF COMMERCE
BUREAU OF THE CENSUS

TEXAS

W300	NAME OF INDIVIDUAL <i>White Pearlie</i>		E.D. 1	SHEET 17
COLOR W	AGE 24	BIRTHPLACE	VOL. 5	
COUNTY Bastrop	CITY Bastrop			
ENUMERATED WITH <i>Jones Sylvanus A</i>				
RELATIONSHIP TO ABOVE				
<input type="checkbox"/> SON	<input type="checkbox"/> NEPHEW	<input type="checkbox"/> STEPSON		
<input type="checkbox"/> DAUGHTER	<input type="checkbox"/> NIECE	<input type="checkbox"/> STEPDAUGHTER		
<input type="checkbox"/> BROTHER	<input type="checkbox"/> FATHER-IN-LAW	<input type="checkbox"/> COUSIN		
<input type="checkbox"/> SISTER	<input type="checkbox"/> MOTHER-IN-LAW	<input type="checkbox"/> HIRED MAN		
<input type="checkbox"/> FATHER	<input type="checkbox"/> SON-IN-LAW	<input checked="" type="checkbox"/> ROOMER		
<input type="checkbox"/> MOTHER	<input type="checkbox"/> DAUGHTER-IN-LAW	<input type="checkbox"/> SERVANT		
<input type="checkbox"/> GRANDSON	<input type="checkbox"/> BROTHER-IN-LAW	<input type="checkbox"/> OTHER (Specify)		
<input type="checkbox"/> GRANDDAUGHTER	<input type="checkbox"/> SISTER-IN-LAW			
<input type="checkbox"/> GRANDCHILD	<input type="checkbox"/> ORPHAN			

FORM 10-637
1910 CENSUS INDEX - INDIVIDUAL

U.S. DEPARTMENT OF COMMERCE
BUREAU OF THE CENSUS

TEXAS

W300	NAME OF INDIVIDUAL White Pearlie		E.O. 84	SHEET 99
COLOR B	AGE 25	BIRTHPLACE	VOL. 136	
COUNTY Travis		CITY		
ENUMERATED WITH Gooden, Henry				
RELATIONSHIP TO ABOVE				
<input type="checkbox"/> SON	<input type="checkbox"/> NEPHEW	<input type="checkbox"/> STEPSON		
<input checked="" type="checkbox"/> DAUGHTER	<input type="checkbox"/> NIECE	<input type="checkbox"/> STEPDAUGHTER		
<input type="checkbox"/> BROTHER	<input type="checkbox"/> FATHER-IN-LAW	<input type="checkbox"/> COUSIN		
<input type="checkbox"/> SISTER	<input type="checkbox"/> MOTHER-IN-LAW	<input type="checkbox"/> HIRED MAN		
<input type="checkbox"/> FATHER	<input type="checkbox"/> SON-IN-LAW	<input type="checkbox"/> ROOMER		
<input type="checkbox"/> MOTHER	<input type="checkbox"/> DAUGHTER-IN-LAW	<input type="checkbox"/> SERVANT		
<input type="checkbox"/> GRANDSON	<input type="checkbox"/> BROTHER-IN-LAW	<input type="checkbox"/> OTHER (Specify)		
<input type="checkbox"/> GRANDDAUGHTER	<input type="checkbox"/> SISTER-IN-LAW			
<input type="checkbox"/> GRANDCHILD	<input type="checkbox"/> ORPHAN			

FORM 10-637
1910 CENSUS INDEX - INDIVIDUAL

U. S. DEPARTMENT OF COMMERCE
BUREAU OF THE CENSUS

TEXAS

W 300	NAME OF INDIVIDUAL <i>Wade, Pearl</i>		E.D. 92	SHEET 114
COLOR <i>B</i>	AGE <i>20</i>	BIRTHPLACE	VOL. <i>68</i>	
COUNTY <i>Harris</i>		CITY <i>Houston</i>		
ENUMERATED WITH <i>No Head shown</i>				
RELATIONSHIP TO ABOVE				
<input type="checkbox"/> SON	<input type="checkbox"/> NEPHEW	<input type="checkbox"/> STEPSON		
<input type="checkbox"/> DAUGHTER	<input type="checkbox"/> NIECE	<input type="checkbox"/> STEPDAUGHTER		
<input type="checkbox"/> BROTHER	<input type="checkbox"/> FATHER-IN-LAW	<input type="checkbox"/> COUSIN		
<input type="checkbox"/> SISTER	<input type="checkbox"/> MOTHER-IN-LAW	<input type="checkbox"/> HIRED MAN		
<input type="checkbox"/> FATHER	<input type="checkbox"/> SON-IN-LAW	<input type="checkbox"/> ROOMER		
<input type="checkbox"/> MOTHER	<input type="checkbox"/> DAUGHTER-IN-LAW	<input checked="" type="checkbox"/> SERVANT		
<input type="checkbox"/> GRANDSON	<input type="checkbox"/> BROTHER-IN-LAW	<input type="checkbox"/> OTHER (Specify)		
<input type="checkbox"/> GRANDDAUGHTER	<input type="checkbox"/> SISTER-IN-LAW	_____		
<input type="checkbox"/> GRANDCHILD	<input type="checkbox"/> ORPHAN	_____		

FORM 10 637
1910 CENSUS INDEX - INDIVIDUAL

U. S. DEPARTMENT OF COMMERCE
BUREAU OF THE CENSUS

TEXAS

W300	NAME OF INDIVIDUAL <i>White, Pearle M.</i>		E.D. 44	SHEET 57
COLOR <i>W</i>	AGE <i>8</i>	BIRTHPLACE	VOL. 41	
COUNTY	<i>Eastland</i>		CITY <i>Carbon</i>	
ENUMERATED WITH <i>White, Rachel C.</i>				
RELATIONSHIP TO ABOVE				
<input type="checkbox"/> SON	<input type="checkbox"/> NEPHEW	<input type="checkbox"/> STEPSON		
<input type="checkbox"/> DAUGHTER	<input type="checkbox"/> NIECE	<input type="checkbox"/> STEPDAUGHTER		
<input type="checkbox"/> BROTHER	<input type="checkbox"/> FATHER-IN-LAW	<input type="checkbox"/> COUSIN		
<input type="checkbox"/> SISTER	<input type="checkbox"/> MOTHER-IN-LAW	<input type="checkbox"/> HIRED MAN		
<input type="checkbox"/> FATHER	<input type="checkbox"/> SON-IN-LAW	<input type="checkbox"/> ROOMER		
<input type="checkbox"/> MOTHER	<input type="checkbox"/> DAUGHTER-IN-LAW	<input type="checkbox"/> SERVANT		
<input type="checkbox"/> GRANDSON	<input type="checkbox"/> BROTHER-IN-LAW	<input type="checkbox"/> OTHER (<i>Specify</i>)		
<input checked="" type="checkbox"/> GRANDDAUGHTER	<input type="checkbox"/> SISTER-IN-LAW			
<input type="checkbox"/> GRANDCHILD	<input type="checkbox"/> ORPHAN			

FORM 10-837
1910 CENSUS INDEX - INDIVIDUALU. S. DEPARTMENT OF COMMERCE
BUREAU OF THE CENSUS

TEXAS

U1300	NAME OF INDIVIDUAL <i>White Pearl Lee</i>		E.D. 6	SHEET 18
COLOR B	AGE 9	BIRTHPLACE	VOL. 3	
COUNTY		Austin	CITY	
ENUMERATED WITH <i>Bailey Anderson</i>				
RELATIONSHIP TO ABOVE				
<input type="checkbox"/> SON	<input type="checkbox"/> NEPHEW	<input type="checkbox"/> STEPSON		
<input type="checkbox"/> DAUGHTER	<input type="checkbox"/> NIECE	<input type="checkbox"/> STEPDAUGHTER		
<input type="checkbox"/> BROTHER	<input type="checkbox"/> FATHER-IN-LAW	<input type="checkbox"/> COUSIN		
<input type="checkbox"/> SISTER	<input type="checkbox"/> MOTHER-IN-LAW	<input type="checkbox"/> HIRED MAN		
<input type="checkbox"/> FATHER	<input type="checkbox"/> SON-IN-LAW	<input type="checkbox"/> ROOMER		
<input type="checkbox"/> MOTHER	<input type="checkbox"/> DAUGHTER-IN-LAW	<input type="checkbox"/> SERVANT		
<input type="checkbox"/> GRANDSON	<input type="checkbox"/> BROTHER-IN-LAW	<input type="checkbox"/> OTHER (Specify)		
<input type="checkbox"/> GRANDDAUGHTER	<input type="checkbox"/> SISTER-IN-LAW	<i>As Child</i>		
<input type="checkbox"/> GRANDCHILD	<input type="checkbox"/> ORPHAN			

FORM 10-637
1910 CENSUS INDEX - INDIVIDUAL

U. S. DEPARTMENT OF COMMERCE
BUREAU OF THE CENSUS

TEXAS

W 300	HEAD OF FAMILY White Pearl B.		E.O. 33	SHEET 5
COLOR W	AGE 38	BIRTHPLACE Goryoll		VOL. 32
COUNTY		CITY Interville		
OTHER MEMBERS OF FAMILY				
NAME		RELATIONSHIP	AGE	BIRTHPLACE
J Parker		S	17	
Waring Bettie		A	64	

FORM 10-636
1910 CENSUS INDEX - FAMILY

U.S. DEPARTMENT OF COMMERCE
BUREAU OF THE CENSUS

TEXAS

W300	NAME OF INDIVIDUAL <i>White, Pearl</i>		E.O. 44	SHEET 134
COLOR <i>B-</i>	AGE 12	BIRTHPLACE		VOL. 38
COUNTY	<i>De Witt</i>		CITY	
ENUMERATED WITH <i>Steen, Arthur</i>				
RELATIONSHIP TO ABOVE				
<input type="checkbox"/> SON	<input type="checkbox"/> NEPHEW	<input type="checkbox"/> STEPSON		
<input type="checkbox"/> DAUGHTER	<input type="checkbox"/> NIECE	<input type="checkbox"/> STEPDAUGHTER		
<input type="checkbox"/> BROTHER	<input type="checkbox"/> FATHER-IN-LAW	<input type="checkbox"/> COUSIN		
<input type="checkbox"/> SISTER	<input type="checkbox"/> MOTHER-IN-LAW	<input type="checkbox"/> HIRED MAN		
<input type="checkbox"/> FATHER	<input type="checkbox"/> SON-IN-LAW	<input type="checkbox"/> ROOMER		
<input type="checkbox"/> MOTHER	<input type="checkbox"/> DAUGHTER-IN-LAW	<input checked="" type="checkbox"/> SERVANT		
<input type="checkbox"/> GRANDSON	<input type="checkbox"/> BROTHER-IN-LAW	<input type="checkbox"/> OTHER (<i>Specify</i>)		
<input type="checkbox"/> GRANDDAUGHTER	<input type="checkbox"/> SISTER-IN-LAW			
<input type="checkbox"/> GRANDCHILD	<input type="checkbox"/> ORPHAN			

FORM 10-637
1910 CENSUS INDEX - INDIVIDUALU.S. DEPARTMENT OF COMMERCE
BUREAU OF THE CENSUS

TEXAS

W 300	NAME OF INDIVIDUAL <i>White Pearl</i>		E.O. 55	SHEET 92
COLOR B	AGE 18	BIRTHPLACE		VOL. 35
COUNTY	Dallas		CITY	Dallas
ENUMERATED WITH <i>Bachrach Aaron</i>				
RELATIONSHIP TO ABOVE				
<input type="checkbox"/> SON	<input type="checkbox"/> NEPHEW	<input type="checkbox"/> STEPSON		
<input type="checkbox"/> DAUGHTER	<input type="checkbox"/> NIECE	<input type="checkbox"/> STEPDAUGHTER		
<input type="checkbox"/> BROTHER	<input type="checkbox"/> FATHER-IN-LAW	<input type="checkbox"/> COUSIN		
<input type="checkbox"/> SISTER	<input type="checkbox"/> MOTHER-IN-LAW	<input type="checkbox"/> HIRED MAN		
<input type="checkbox"/> FATHER	<input type="checkbox"/> SON-IN-LAW	<input type="checkbox"/> ROOMER		
<input type="checkbox"/> MOTHER	<input type="checkbox"/> DAUGHTER-IN-LAW	<input type="checkbox"/> SERVANT		
<input type="checkbox"/> GRANDSON	<input type="checkbox"/> BROTHER-IN-LAW	<input checked="" type="checkbox"/> OTHER (Specify) <i>Renter</i>		
<input type="checkbox"/> GRANDDAUGHTER	<input type="checkbox"/> SISTER-IN-LAW			
<input type="checkbox"/> GRANDCHILD	<input type="checkbox"/> ORPHAN			

FORM 10-637
1910 CENSUS INDEX - INDIVIDUAL

U.S. DEPARTMENT OF COMMERCE
BUREAU OF THE CENSUS

TEXAS

W300		NAME OF INDIVIDUAL <i>White, Kissel</i>		E.O. 51	SHEET 34
COLOR B	AGE 7	BIRTHPLACE F		VOL. 49.	
COUNTY Falls			CITY		
ENUMERATED WITH <i>Prescott, Joe</i>					
RELATIONSHIP TO ABOVE					
<input type="checkbox"/> SON	<input type="checkbox"/> NEPHEW	<input type="checkbox"/> STEPSON			
<input type="checkbox"/> DAUGHTER	<input type="checkbox"/> NIECE	<input checked="" type="checkbox"/> STEPDAUGHTER			
<input type="checkbox"/> BROTHER	<input type="checkbox"/> FATHER-IN-LAW	<input type="checkbox"/> COUSIN			
<input type="checkbox"/> SISTER	<input type="checkbox"/> MOTHER-IN-LAW	<input type="checkbox"/> HIRED MAN			
<input type="checkbox"/> FATHER	<input type="checkbox"/> SON-IN-LAW	<input type="checkbox"/> ROOMER			
<input type="checkbox"/> MOTHER	<input type="checkbox"/> DAUGHTER-IN-LAW	<input type="checkbox"/> SERVANT			
<input type="checkbox"/> GRANDSON	<input type="checkbox"/> BROTHER-IN-LAW	<input type="checkbox"/> OTHER (<i>Specify</i>)			
<input type="checkbox"/> GRANDDAUGHTER	<input type="checkbox"/> SISTER-IN-LAW				
<input type="checkbox"/> GRANDCHILD	<input type="checkbox"/> ORPHAN				

FORM 10-637
1910 CENSUS INDEX - INDIVIDUAL

U. S. DEPARTMENT OF COMMERCE
BUREAU OF THE CENSUS

TEXAS

W 300		NAME OF INDIVIDUAL <i>White Pearl</i>		E. D. 132	SHEET 424
COLOR B	AGE 78	BIRTHPLACE		VOL. 80	
COUNTY <i>Hunt</i>			CITY <i>Commerce</i>		
ENUMERATED WITH <i>Hundley Caleb J</i>					
RELATIONSHIP TO ABOVE					
<input type="checkbox"/> SON	<input type="checkbox"/> NEPHEW	<input type="checkbox"/> STEPSON			
<input type="checkbox"/> DAUGHTER	<input type="checkbox"/> NIECE	<input type="checkbox"/> STEPDAUGHTER			
<input type="checkbox"/> BROTHER	<input type="checkbox"/> FATHER-IN-LAW	<input type="checkbox"/> COUSIN			
<input type="checkbox"/> SISTER	<input type="checkbox"/> MOTHER-IN-LAW	<input type="checkbox"/> HIRED MAN			
<input type="checkbox"/> FATHER	<input type="checkbox"/> SON-IN-LAW	<input type="checkbox"/> ROOMER			
<input type="checkbox"/> MOTHER	<input type="checkbox"/> DAUGHTER-IN-LAW	<input checked="" type="checkbox"/> SERVANT			
<input type="checkbox"/> GRANDSON	<input type="checkbox"/> BROTHER-IN-LAW	<input type="checkbox"/> OTHER (Specify)			
<input type="checkbox"/> GRANDDAUGHTER	<input type="checkbox"/> SISTER-IN-LAW				
<input type="checkbox"/> GRANDCHILD	<input type="checkbox"/> ORPHAN				

FORM 10 637
1910 CENSUS INDEX - INDIVIDUAL

U. S. DEPARTMENT OF COMMERCE
BUREAU OF THE CENSUS

TEXAS

W300	NAME OF INDIVIDUAL <i>Myatt, Pearl</i>		E.D. 1	SHEET 8
COLOR <i>W</i>	AGE <i>27</i>	BIRTHPLACE	VOL. <i>26</i>	
COUNTY <i>Collin</i>		CITY		
ENUMERATED WITH <i>Roberts, Robert J.</i>				
RELATIONSHIP TO ABOVE				
<input type="checkbox"/> SON	<input type="checkbox"/> NEPHEW	<input type="checkbox"/> STEPSON		
<input checked="" type="checkbox"/> DAUGHTER	<input type="checkbox"/> NIECE	<input type="checkbox"/> STEPDAUGHTER		
<input type="checkbox"/> BROTHER	<input type="checkbox"/> FATHER-IN-LAW	<input type="checkbox"/> COUSIN		
<input type="checkbox"/> SISTER	<input type="checkbox"/> MOTHER-IN-LAW	<input type="checkbox"/> HIRED MAN		
<input type="checkbox"/> FATHER	<input type="checkbox"/> SON-IN-LAW	<input type="checkbox"/> ROOMER		
<input type="checkbox"/> MOTHER	<input type="checkbox"/> DAUGHTER-IN-LAW	<input type="checkbox"/> SERVANT		
<input type="checkbox"/> GRANDSON	<input type="checkbox"/> BROTHER-IN-LAW	<input type="checkbox"/> OTHER (<i>Specify</i>)		
<input type="checkbox"/> GRANDDAUGHTER	<input type="checkbox"/> SISTER-IN-LAW			
<input type="checkbox"/> GRANDCHILD	<input type="checkbox"/> ORPHAN			

FORM 10-637

1910 CENSUS INDEX - INDIVIDUAL

U.S. DEPARTMENT OF COMMERCE
BUREAU OF THE CENSUS

TEXAS

W300		NAME OF INDIVIDUAL Wood Pearl		E.D.	SHEET
COLOR W	AGE 11	BIRTHPLACE Okla		132	38
COUNTY Hardeman		CITY 65			
ENUMERATED WITH Woodman C. R.					
RELATIONSHIP TO ABOVE					
<input type="checkbox"/> SON <input checked="" type="checkbox"/> DAUGHTER <input type="checkbox"/> BROTHER <input type="checkbox"/> SISTER <input type="checkbox"/> FATHER <input type="checkbox"/> MOTHER <input type="checkbox"/> GRANDSON <input type="checkbox"/> GRANDDAUGHTER <input type="checkbox"/> GRANDCHILD		<input type="checkbox"/> NEPHEW <input type="checkbox"/> NIECE <input type="checkbox"/> FATHER-IN-LAW <input type="checkbox"/> MOTHER-IN-LAW <input type="checkbox"/> SON-IN-LAW <input type="checkbox"/> DAUGHTER-IN-LAW <input type="checkbox"/> BROTHER-IN-LAW <input type="checkbox"/> SISTER-IN-LAW <input type="checkbox"/> ORPHAN		<input type="checkbox"/> STEPSON <input type="checkbox"/> STEPDAUGHTER <input type="checkbox"/> COUSIN <input type="checkbox"/> HIRED MAN <input type="checkbox"/> ROOMER <input type="checkbox"/> SERVANT <input type="checkbox"/> OTHER (Specify)	

 FORM 10 637
 1910 CENSUS INDEX - INDIVIDUAL

 U. S. DEPARTMENT OF COMMERCE
 BUREAU OF THE CENSUS

TEXAS

W300		HEAD OF FAMILY		Wade Paul		E.D.	SHEET
COLOR	W	AGE	21	BIRTHPLACE		33	58
COUNTY				Erath	CITY		
VOL. 48							
OTHER MEMBERS OF FAMILY							
NAME		RELATIONSHIP	AGE	BIRTHPLACE			
Mollie		W	20	Okla			

FORM 10-636
1910 CENSUS INDEX - FAMILY

U.S. DEPARTMENT OF COMMERCE
BUREAU OF THE CENSUS

TEXAS

W300	NAME OF INDIVIDUAL Wood, Pearl		E.D. 153	SHEET 2/2
COLOR W	AGE 77	BIRTHPLACE Ark.	VOL. 89	
COUNTY Knox		CITY		
ENUMERATED WITH				
RELATIONSHIP TO ABOVE Upton, William J				
<input type="checkbox"/> SON	<input type="checkbox"/> NEPHEW	<input type="checkbox"/> STEPSON		
<input type="checkbox"/> DAUGHTER	<input type="checkbox"/> NIECE	<input type="checkbox"/> STEPDAUGHTER		
<input type="checkbox"/> BROTHER	<input type="checkbox"/> FATHER-IN-LAW	<input type="checkbox"/> COUSIN		
<input type="checkbox"/> SISTER	<input type="checkbox"/> MOTHER-IN-LAW	<input type="checkbox"/> HIRED MAN		
<input type="checkbox"/> FATHER	<input type="checkbox"/> SON-IN-LAW	<input type="checkbox"/> ROOMER		
<input type="checkbox"/> MOTHER	<input type="checkbox"/> DAUGHTER-IN-LAW	<input type="checkbox"/> SERVANT		
<input type="checkbox"/> GRANDSON	<input type="checkbox"/> BROTHER-IN-LAW	<input type="checkbox"/> OTHER (Specify)		
<input type="checkbox"/> GRANDDAUGHTER	<input type="checkbox"/> SISTER-IN-LAW			
<input type="checkbox"/> GRANDCHILD	<input type="checkbox"/> ORPHAN			

No report

FORM 10 637
1910 CENSUS INDEX - INDIVIDUAL

U. S. DEPARTMENT OF COMMERCE
BUREAU OF THE CENSUS

TEXAS

10300	NAME OF INDIVIDUAL <i>White Pearl</i>		E.O. <i>50</i>	SHEET <i>171</i>
COLOR <i>W</i>	AGE <i>24</i>	BIRTHPLACE	VOL. <i>92</i>	
COUNTY <i>Los</i>	CITY			
ENUMERATED WITH <i>Schutt Carl D A</i>				
RELATIONSHIP TO ABOVE				
<input type="checkbox"/> SON	<input type="checkbox"/> NEPHEW	<input type="checkbox"/> STEPSON		
<input type="checkbox"/> DAUGHTER	<input type="checkbox"/> NIECE	<input type="checkbox"/> STEPDAUGHTER		
<input type="checkbox"/> BROTHER	<input type="checkbox"/> FATHER-IN-LAW	<input type="checkbox"/> COUSIN		
<input type="checkbox"/> SISTER	<input type="checkbox"/> MOTHER-IN-LAW	<input type="checkbox"/> HIRED MAN		
<input type="checkbox"/> FATHER	<input type="checkbox"/> SON-IN-LAW	<input checked="" type="checkbox"/> ROOMER		
<input type="checkbox"/> MOTHER	<input type="checkbox"/> DAUGHTER-IN-LAW	<input type="checkbox"/> SERVANT		
<input type="checkbox"/> GRANDSON	<input type="checkbox"/> BROTHER-IN-LAW	<input type="checkbox"/> OTHER (Specify)		
<input type="checkbox"/> GRANDDAUGHTER	<input type="checkbox"/> SISTER-IN-LAW			
<input type="checkbox"/> GRANDCHILD	<input type="checkbox"/> ORPHAN			

FORM 10-637

1910 CENSUS INDEX - INDIVIDUAL

U. S. DEPARTMENT OF COMMERCE
BUREAU OF THE CENSUS

TEXAS

W300	HEAD OF FAMILY		White, Pearl	E.D.	SHEET
COLOR	AGE	BIRTHPLXCE		2	12
W	22	La		VOL.	7
COUNTY	Bell		CITY		
OTHER MEMBERS OF FAMILY					
NAME		RELATIONSHIP	AGE	BIRTHPLACE	
Rosa		w	17	ark	
Pearl May		o	12		

FORM 10-636
1910 CENSUS INDEX - FAMILY

U.S. DEPARTMENT OF COMMERCE
BUREAU OF THE CENSUS

TEXAS

10 300	NAME OF INDIVIDUAL		Woods Pearl	E.D.	SHEET
COLOR	AGE	BIRTHPLACE	Ala	72	279
W	21			VOL.	60
COUNTY	Grayson		CITY	Sherman	
ENUMERATED WITH					
Woods Henry					
RELATIONSHIP TO ABOVE					
<input type="checkbox"/> SON	<input type="checkbox"/> NEPHEW	<input type="checkbox"/> STEPSON			
<input type="checkbox"/> DAUGHTER	<input type="checkbox"/> NIECE	<input type="checkbox"/> STEPDAUGHTER			
<input type="checkbox"/> BROTHER	<input type="checkbox"/> FATHER-IN-LAW	<input type="checkbox"/> COUSIN			
<input type="checkbox"/> SISTER	<input type="checkbox"/> MOTHER-IN-LAW	<input type="checkbox"/> HIRED MAN			
<input type="checkbox"/> FATHER	<input type="checkbox"/> SON-IN-LAW	<input type="checkbox"/> ROOMER			
<input type="checkbox"/> MOTHER	<input checked="" type="checkbox"/> DAUGHTER-IN-LAW	<input type="checkbox"/> SERVANT			
<input type="checkbox"/> GRANDSON	<input type="checkbox"/> BROTHER-IN-LAW	<input type="checkbox"/> OTHER (Specify)			
<input type="checkbox"/> GRANDDAUGHTER	<input type="checkbox"/> SISTER-IN-LAW				
<input type="checkbox"/> GRANDCHILD	<input type="checkbox"/> ORPHAN				

FORM 10-837

1910 CENSUS INDEX - INDIVIDUAL

U.S. DEPARTMENT OF COMMERCE
BUREAU OF THE CENSUS

TEXAS

a 300		NAME OF INDIVIDUAL Wood Pearl		E.D. 32	SHEET 12
COLOR W	AGE 34	BIRTHPLACE - 1		VOL. 55	
COUNTY			CITY		
ENUMERATED WITH - Sakowitz Tobias					
RELATIONSHIP TO ABOVE					
<input type="checkbox"/> SON	<input type="checkbox"/> NEPHEW	<input type="checkbox"/> STEPSON			
<input type="checkbox"/> DAUGHTER	<input type="checkbox"/> NIECE	<input type="checkbox"/> STEPDAUGHTER			
<input type="checkbox"/> BROTHER	<input type="checkbox"/> FATHER-IN-LAW	<input type="checkbox"/> COUSIN			
<input type="checkbox"/> SISTER	<input type="checkbox"/> MOTHER-IN-LAW	<input type="checkbox"/> HIRED MAN			
<input type="checkbox"/> FATHER	<input type="checkbox"/> SON-IN-LAW	<input checked="" type="checkbox"/> ROOMER			
<input type="checkbox"/> MOTHER	<input type="checkbox"/> DAUGHTER-IN-LAW	<input type="checkbox"/> SERVANT			
<input type="checkbox"/> GRANDSON	<input type="checkbox"/> BROTHER-IN-LAW	<input type="checkbox"/> OTHER (Specify)			
<input type="checkbox"/> GRANDDAUGHTER	<input type="checkbox"/> SISTER-IN-LAW				
<input type="checkbox"/> GRANDCHILD	<input type="checkbox"/> ORPHAN				

FORM 10-637

1910 CENSUS INDEX - INDIVIDUAL

U.S. DEPARTMENT OF COMMERCE
BUREAU OF THE CENSUS

TEXAS

11308		NAME OF INDIVIDUAL <i>White Peave</i>		E.O.	SHEET
COLOR <i>W</i>	AGE <i>15</i>	BIRTHPLACE <i>Ark</i>		<i>109</i>	<i>92</i>
COUNTY <i>El Paso</i>			CITY <i>El Paso</i>		
ENUMERATED WITH <i>McDonald, William</i>					
RELATIONSHIP TO ABOVE					
<input type="checkbox"/> SON	<input type="checkbox"/> NEPHEW	<input type="checkbox"/> STEPSON			
<input type="checkbox"/> DAUGHTER	<input type="checkbox"/> NIECE	<input type="checkbox"/> STEPDAUGHTER			
<input type="checkbox"/> BROTHER	<input type="checkbox"/> FATHER-IN-LAW	<input type="checkbox"/> COUSIN			
<input type="checkbox"/> SISTER	<input type="checkbox"/> MOTHER-IN-LAW	<input type="checkbox"/> HIRED MAN			
<input type="checkbox"/> FATHER	<input type="checkbox"/> SON-IN-LAW	<input type="checkbox"/> ROOMER			
<input type="checkbox"/> MOTHER	<input type="checkbox"/> DAUGHTER-IN-LAW	<input type="checkbox"/> SERVANT			
<input type="checkbox"/> GRANDSON	<input type="checkbox"/> BROTHER-IN-LAW	<input type="checkbox"/> OTHER (Specify)			
<input type="checkbox"/> GRANDDAUGHTER	<input checked="" type="checkbox"/> SISTER-IN-LAW				
<input type="checkbox"/> GRANDCHILD	<input type="checkbox"/> ORPHAN				

FORM 10-637
1910 CENSUS INDEX - INDIVIDUAL

U.S. DEPARTMENT OF COMMERCE
BUREAU OF THE CENSUS

TEXAS

11300		HEAD OF FAMILY		E.D.	SHEET
W		White Payton B.		90	125
COLOR	AGE	BIRTHPLACE		VOL.	
W	44			40	
COUNTY			CITY		
Denton					
OTHER MEMBERS OF FAMILY					
NAME		RELATIONSHIP	AGE	BIRTHPLACE	
Mattie L.		W	34		
Charlie		S	15		
Bessie		D	10		
Rosa		S	7		
Ethel		D	4		
Clara		D	1 1/2		

FORM 10-636
1910 CENSUS INDEX - FAMILY

U. S. DEPARTMENT OF COMMERCE
BUREAU OF THE CENSUS

TEXAS

6300	HEAD OF FAMILY		E.D.	SHEET
	White Payton		14	504
COLOR	AGE	BIRTHPLACE	VOL.	
	41		10	
COUNTY	CITY			
Bexar	San Antonio			
OTHER MEMBERS OF FAMILY				
NAME		RELATIONSHIP	AGE	BIRTHPLACE
Albia		W	37	
Line M		D	15	
Dorling J			12	
Meth E			3	
Wams		S	18	

FORM 10 636
1910 CENSUS INDEX - FAMILY

U. S. DEPARTMENT OF COMMERCE
BUREAU OF THE CENSUS

W300		NAME OF INDIVIDUAL		TEXAS	
COLOR	AGE	BIRTHPLACE	E.D.	SHEET	
W	17	White, Pauline	155	265	
COUNTY	CITY		VOL.		
W	Walker		141		
ENUMERATED WITH		Walker Huntsville			
RELATIONSHIP TO ABOVE		White, J. G.			
<input type="checkbox"/> SON	<input type="checkbox"/> NEPHEW	<input type="checkbox"/> STEPSON			
<input type="checkbox"/> DAUGHTER	<input type="checkbox"/> NIECE	<input type="checkbox"/> STEPDAUGHTER			
<input type="checkbox"/> BROTHER	<input type="checkbox"/> FATHER-IN-LAW	<input type="checkbox"/> COUSIN			
<input type="checkbox"/> SISTER	<input type="checkbox"/> MOTHER-IN-LAW	<input type="checkbox"/> HIRED MAN			
<input type="checkbox"/> FATHER	<input type="checkbox"/> SON-IN-LAW	<input type="checkbox"/> ROOMER			
<input type="checkbox"/> MOTHER	<input type="checkbox"/> DAUGHTER-IN-LAW	<input type="checkbox"/> SERVANT			
<input type="checkbox"/> GRANDSON	<input type="checkbox"/> BROTHER-IN-LAW	<input type="checkbox"/> OTHER (Specify)			
<input checked="" type="checkbox"/> GRANDDAUGHTER	<input type="checkbox"/> SISTER-IN-LAW				
<input type="checkbox"/> GRANDCHILD	<input type="checkbox"/> ORPHAN				

FORM BC-627 (5-5-67)
FORMERLY 10-637

1910 CENSUS INDEX - INDIVIDUAL

U.S. DEPARTMENT OF COMMERCE
BUREAU OF THE CENSUS

TEXAS

W308		NAME OF INDIVIDUAL <i>White, Pauline</i>		E.D. 75	SHEET 71
COLOR <i>W</i>	AGE <i>23</i>	BIRTHPLACE <i>Eng</i>		VOL. 45	
COUNTY		CITY			
		<i>El Paso</i>		<i>El Paso</i>	
ENUMERATED WITH <i>Brown, Samuel E</i>					
RELATIONSHIP TO ABOVE					
<input type="checkbox"/> SON	<input type="checkbox"/> NEPHEW	<input type="checkbox"/> STEPSON			
<input type="checkbox"/> DAUGHTER	<input type="checkbox"/> NIECE	<input type="checkbox"/> STEPDAUGHTER			
<input type="checkbox"/> BROTHER	<input type="checkbox"/> FATHER-IN-LAW	<input type="checkbox"/> COUSIN			
<input checked="" type="checkbox"/> SISTER	<input type="checkbox"/> MOTHER-IN-LAW	<input type="checkbox"/> HIRED MAN			
<input type="checkbox"/> FATHER	<input type="checkbox"/> SON-IN-LAW	<input type="checkbox"/> ROOMER			
<input type="checkbox"/> MOTHER	<input type="checkbox"/> DAUGHTER-IN-LAW	<input type="checkbox"/> SERVANT			
<input type="checkbox"/> GRANDSON	<input type="checkbox"/> BROTHER-IN-LAW	<input type="checkbox"/> OTHER (Specify)			
<input type="checkbox"/> GRANDDAUGHTER	<input type="checkbox"/> SISTER-IN-LAW				
<input type="checkbox"/> GRANDCHILD	<input type="checkbox"/> ORPHAN				

FORM 10-637
1910 CENSUS INDEX - INDIVIDUAL

U.S. DEPARTMENT OF COMMERCE
BUREAU OF THE CENSUS

TEXAS

W 300		NAME OF INDIVIDUAL		White, Pauline		E.D.	SHEET																											
COLOR	W	AGE	3	BIRTHPLACE		31	16																											
COUNTY				Coryell	CITY	VOL. 32																												
ENUMERATED WITH																																		
RELATIONSHIP TO ABOVE																																		
<table border="0"> <tr> <td><input type="checkbox"/> SON</td> <td><input type="checkbox"/> NEPHEW</td> <td><input type="checkbox"/> STEPSON</td> </tr> <tr> <td><input type="checkbox"/> DAUGHTER</td> <td><input type="checkbox"/> NIECE</td> <td><input type="checkbox"/> STEPDAUGHTER</td> </tr> <tr> <td><input type="checkbox"/> BROTHER</td> <td><input type="checkbox"/> FATHER-IN-LAW</td> <td><input type="checkbox"/> COUSIN</td> </tr> <tr> <td><input type="checkbox"/> SISTER</td> <td><input type="checkbox"/> MOTHER-IN-LAW</td> <td><input type="checkbox"/> HIRE MAN</td> </tr> <tr> <td><input type="checkbox"/> FATHER</td> <td><input type="checkbox"/> SON-IN-LAW</td> <td><input type="checkbox"/> ROOMER</td> </tr> <tr> <td><input type="checkbox"/> MOTHER</td> <td><input type="checkbox"/> DAUGHTER-IN-LAW</td> <td><input type="checkbox"/> SERVANT</td> </tr> <tr> <td><input type="checkbox"/> GRANDSON</td> <td><input type="checkbox"/> BROTHER-IN-LAW</td> <td><input type="checkbox"/> OTHER (Specify)</td> </tr> <tr> <td><input checked="" type="checkbox"/> GRANDDAUGHTER</td> <td><input type="checkbox"/> SISTER-IN-LAW</td> <td></td> </tr> <tr> <td><input type="checkbox"/> GRANDCHILD</td> <td><input type="checkbox"/> ORPHAN</td> <td></td> </tr> </table>								<input type="checkbox"/> SON	<input type="checkbox"/> NEPHEW	<input type="checkbox"/> STEPSON	<input type="checkbox"/> DAUGHTER	<input type="checkbox"/> NIECE	<input type="checkbox"/> STEPDAUGHTER	<input type="checkbox"/> BROTHER	<input type="checkbox"/> FATHER-IN-LAW	<input type="checkbox"/> COUSIN	<input type="checkbox"/> SISTER	<input type="checkbox"/> MOTHER-IN-LAW	<input type="checkbox"/> HIRE MAN	<input type="checkbox"/> FATHER	<input type="checkbox"/> SON-IN-LAW	<input type="checkbox"/> ROOMER	<input type="checkbox"/> MOTHER	<input type="checkbox"/> DAUGHTER-IN-LAW	<input type="checkbox"/> SERVANT	<input type="checkbox"/> GRANDSON	<input type="checkbox"/> BROTHER-IN-LAW	<input type="checkbox"/> OTHER (Specify)	<input checked="" type="checkbox"/> GRANDDAUGHTER	<input type="checkbox"/> SISTER-IN-LAW		<input type="checkbox"/> GRANDCHILD	<input type="checkbox"/> ORPHAN	
<input type="checkbox"/> SON	<input type="checkbox"/> NEPHEW	<input type="checkbox"/> STEPSON																																
<input type="checkbox"/> DAUGHTER	<input type="checkbox"/> NIECE	<input type="checkbox"/> STEPDAUGHTER																																
<input type="checkbox"/> BROTHER	<input type="checkbox"/> FATHER-IN-LAW	<input type="checkbox"/> COUSIN																																
<input type="checkbox"/> SISTER	<input type="checkbox"/> MOTHER-IN-LAW	<input type="checkbox"/> HIRE MAN																																
<input type="checkbox"/> FATHER	<input type="checkbox"/> SON-IN-LAW	<input type="checkbox"/> ROOMER																																
<input type="checkbox"/> MOTHER	<input type="checkbox"/> DAUGHTER-IN-LAW	<input type="checkbox"/> SERVANT																																
<input type="checkbox"/> GRANDSON	<input type="checkbox"/> BROTHER-IN-LAW	<input type="checkbox"/> OTHER (Specify)																																
<input checked="" type="checkbox"/> GRANDDAUGHTER	<input type="checkbox"/> SISTER-IN-LAW																																	
<input type="checkbox"/> GRANDCHILD	<input type="checkbox"/> ORPHAN																																	

FORM 10-637
1910 CENSUS INDEX - INDIVIDUAL

U.S. DEPARTMENT OF COMMERCE
BUREAU OF THE CENSUS

TEXAS

W300	NAME OF INDIVIDUAL <i>White, Pauline</i>		E.D. <i>94</i>	SHEET <i>118</i>
COLOR <i>W</i>	AGE <i>12</i>	BIRTHPLACE	VOL. <i>91</i>	
COUNTY <i>Lamar</i>		CITY		
ENUMERATED WITH <i>Head, Lum C.</i>				
RELATIONSHIP TO ABOVE				
<input type="checkbox"/> SON	<input type="checkbox"/> NEPHEW	<input type="checkbox"/> STEPSON		
<input type="checkbox"/> DAUGHTER	<input type="checkbox"/> NIECE	<input checked="" type="checkbox"/> STEPDAUGHTER		
<input type="checkbox"/> BROTHER	<input type="checkbox"/> FATHER-IN-LAW	<input type="checkbox"/> COUSIN		
<input type="checkbox"/> SISTER	<input type="checkbox"/> MOTHER-IN-LAW	<input type="checkbox"/> HIRED MAN		
<input type="checkbox"/> FATHER	<input type="checkbox"/> SON-IN-LAW	<input type="checkbox"/> ROOMER		
<input type="checkbox"/> MOTHER	<input type="checkbox"/> DAUGHTER-IN-LAW	<input type="checkbox"/> SERVANT		
<input type="checkbox"/> GRANDSON	<input type="checkbox"/> BROTHER-IN-LAW	<input type="checkbox"/> OTHER (Specify)		
<input type="checkbox"/> GRANDDAUGHTER	<input type="checkbox"/> SISTER-IN-LAW			
<input type="checkbox"/> GRANDCHILD	<input type="checkbox"/> ORPHAN			

FORM 10-637
1910 CENSUS INDEX - INDIVIDUAL

U.S. DEPARTMENT OF COMMERCE
BUREAU OF THE CENSUS

TEXAS

W300.	HEAD OF FAMILY		Witt Paul		E.P.	SHEET
COLOR	AGE	BIRTHPLACE		E.P.	SHEET	
W	30	Ger		103	104	
COUNTY	CITY			VOL.		
McLennan				99		
OTHER MEMBERS OF FAMILY						
NAME		RELATIONSHIP	AGE	BIRTHPLACE		
Freda		W	20			

FORM 10 636
 1910 CENSUS INDEX - FAMILY

U. S. DEPARTMENT OF COMMERCE
 BUREAU OF THE CENSUS

TEXAS

71300		HEAD OF FAMILY Wittie Paul		E.D. 4	SHEET 11
COLOR W	AGE 25	BIRTHPLACE		VOL. 3	
COUNTY Austin			CITY		
OTHER MEMBERS OF FAMILY					
NAME		RELATION- SHIP	AGE	BIRTHPLACE	
/ Minna		W	22		
John		S	3/2		

FORM 10-636
1910 CENSUS INDEX - FAMILY

U. S. DEPARTMENT OF COMMERCE
BUREAU OF THE CENSUS

TEXAS

W300	NAME OF INDIVIDUAL Witte Paul		E.C. 19	SHEET 23
COLOR W	AGE 14	BIRTHPLACE Colorado	VOL. 28	
COUNTY		CITY		
ENUMERATED WITH Hoffmann Paul				
RELATIONSHIP TO ABOVE				
<input type="checkbox"/> SON	<input type="checkbox"/> NEPHEW	<input type="checkbox"/> STEPSON		
<input type="checkbox"/> DAUGHTER	<input type="checkbox"/> NIECE	<input type="checkbox"/> STEPDAUGHTER		
<input type="checkbox"/> BROTHER	<input type="checkbox"/> FATHER-IN-LAW	<input type="checkbox"/> COUSIN		
<input type="checkbox"/> SISTER	<input type="checkbox"/> MOTHER-IN-LAW	<input type="checkbox"/> HIRED MAN		
<input type="checkbox"/> FATHER	<input type="checkbox"/> SON-IN-LAW	<input type="checkbox"/> ROOMER		
<input type="checkbox"/> MOTHER	<input type="checkbox"/> DAUGHTER-IN-LAW	<input type="checkbox"/> SERVANT		
<input type="checkbox"/> GRANDSON	<input type="checkbox"/> BROTHER-IN-LAW	<input type="checkbox"/> OTHER (Specify)		
<input type="checkbox"/> GRANDDAUGHTER	<input type="checkbox"/> SISTER-IN-LAW			
<input type="checkbox"/> GRANDCHILD	<input type="checkbox"/> ORPHAN			

FORM 10-637
- 1910 CENSUS INDEX - INDIVIDUAL

U. S. DEPARTMENT OF COMMERCE
BUREAU OF THE CENSUS

TEXAS

W300		HEAD OF FAMILY		White Paul		E.D.	SHEET
COLOR	B	AGE	40	BIRTHPLACE		59	305
COUNTY				CITY		VOL.	
Travis						136	
OTHER MEMBERS OF FAMILY							
NAME		RELATIONSHIP	AGE	BIRTHPLACE			
Paul		W.	38				
Parker Ernest		Child	14				
White Paul		B.	26				

FORM 10-636
1910-CENSUS INDEX - FAMILY

U.S. DEPARTMENT OF COMMERCE
BUREAU OF THE CENSUS

W300		NAME OF INDIVIDUAL		TEXAS				
COLOR	W	AGE	21	BIRTHPLACE	Paul			
COUNTY			CITY		E.D.			
Harris			Houston		69			
ENUMERATED WITH			SHEET					
Sandler			23					
RELATIONSHIP TO ABOVE			VOL.					
			67					
<input type="checkbox"/> SON <input type="checkbox"/> DAUGHTER <input type="checkbox"/> BROTHER <input type="checkbox"/> SISTER <input type="checkbox"/> FATHER <input type="checkbox"/> MOTHER <input type="checkbox"/> GRANDSON <input type="checkbox"/> GRANDDAUGHTER <input type="checkbox"/> GRANDCHILD			<input type="checkbox"/> NEPHEW <input checked="" type="checkbox"/> NIECE <input type="checkbox"/> FATHER-IN-LAW <input type="checkbox"/> MOTHER-IN-LAW <input type="checkbox"/> SON-IN-LAW <input type="checkbox"/> DAUGHTER-IN-LAW <input type="checkbox"/> BROTHER-IN-LAW <input type="checkbox"/> SISTER-IN-LAW <input type="checkbox"/> ORPHAN			<input type="checkbox"/> STEPSON <input type="checkbox"/> STEPDAUGHTER <input type="checkbox"/> COUSIN <input type="checkbox"/> HIRED MAN <input checked="" type="checkbox"/> ROOMER <input type="checkbox"/> SERVANT <input type="checkbox"/> OTHER (Specify)		

FORM 10 637
 1910 CENSUS INDEX - INDIVIDUAL

U.S. DEPARTMENT OF COMMERCE
 BUREAU OF THE CENSUS

TEXAS

W 300	NAME OF INDIVIDUAL - <i>Chedore Paul</i>		E.D. 59	SHEET 4
COLOR W	AGE 2	BIRTHPLACE <i>Calif</i>	VOL. 44	
COUNTY		El Paso		
ENUMERATED WITH		<i>Kramer FE</i>		
RELATIONSHIP TO ABOVE				
<input type="checkbox"/> SON	<input type="checkbox"/> NEPHEW	<input type="checkbox"/> STEPSON		
<input type="checkbox"/> DAUGHTER	<input type="checkbox"/> NIECE	<input type="checkbox"/> STEPDAUGHTER		
<input type="checkbox"/> BROTHER	<input type="checkbox"/> FATHER-IN-LAW	<input type="checkbox"/> COUSIN		
<input type="checkbox"/> SISTER	<input type="checkbox"/> MOTHER-IN-LAW	<input type="checkbox"/> HIRED MAN		
<input checked="" type="checkbox"/> FATHER	<input type="checkbox"/> SON-IN-LAW	<input checked="" type="checkbox"/> ROOMER		
<input type="checkbox"/> MOTHER	<input type="checkbox"/> DAUGHTER-IN-LAW	<input type="checkbox"/> SERVANT		
<input type="checkbox"/> GRANDSON	<input type="checkbox"/> BROTHER-IN-LAW	<input type="checkbox"/> OTHER (Specify)		
<input type="checkbox"/> GRANDDAUGHTER	<input type="checkbox"/> SISTER-IN-LAW			
<input type="checkbox"/> GRANDCHILD	<input type="checkbox"/> ORPHAN			

FORM 10-637

1910 CENSUS INDEX - INDIVIDUAL

U.S. DEPARTMENT OF COMMERCE
BUREAU OF THE CENSUS

TEXAS

10300	HEAD OF FAMILY <i>Patra M</i>		E.D. 171	SHEET 84
COLOR <i>W</i>	AGE <i>61</i>	BIRTHPLACE <i>Ill</i>	VOL. <i>104</i>	
COUNTY Mitchell	CITY <i>Adrian</i>			
OTHER MEMBERS OF FAMILY				
	NAME	RELATIONSHIP	AGE	BIRTHPLACE
	<i>Patra M</i>	<i>W</i>	<i>62</i>	<i>Ill</i>
	<i>Raymond</i>	<i>S</i>	<i>30</i>	
	<i>James</i>	<i>S</i>	<i>15</i>	
	<i>Spring</i>	<i>(70)</i>	<i>4</i>	
	<i>John</i>	<i>(70)</i>	<i>4</i>	

FORM 10 636
1910 CENSUS INDEX - FAMILY

U.S. DEPARTMENT OF COMMERCE
BUREAU OF THE CENSUS

TEXAS

W 300		NAME OF INDIVIDUAL		E.D.	SHEET
COLOR	AGE	BIRTHPLACE		49	466
- (W)	65	Texas		VOL.	34
COUNTY		Dallas	CITY Dallas		
ENUMERATED WITH		White, P. W.			
RELATIONSHIP TO ABOVE		<input type="checkbox"/> SON <input type="checkbox"/> DAUGHTER <input type="checkbox"/> BROTHER <input type="checkbox"/> SISTER <input type="checkbox"/> FATHER <input checked="" type="checkbox"/> MOTHER <input type="checkbox"/> GRANDSON <input type="checkbox"/> GRANDDAUGHTER <input type="checkbox"/> GRANDCHILD <input type="checkbox"/> NEPHEW <input type="checkbox"/> NIECE <input type="checkbox"/> FATHER-IN-LAW <input type="checkbox"/> MOTHER-IN-LAW <input type="checkbox"/> SON-IN-LAW <input type="checkbox"/> DAUGHTER-IN-LAW <input type="checkbox"/> BROTHER-IN-LAW <input type="checkbox"/> SISTER-IN-LAW <input type="checkbox"/> ORPHAN <input type="checkbox"/> STEPSON <input type="checkbox"/> STEPDAUGHTER <input type="checkbox"/> COUSIN <input type="checkbox"/> HIRED MAN <input type="checkbox"/> ROOMER <input type="checkbox"/> SERVANT <input type="checkbox"/> OTHER (Specify)			

FORM 10 637

1910 CENSUS INDEX - INDIVIDUAL

U.S. DEPARTMENT OF COMMERCE
BUREAU OF THE CENSUS

TEXAS

HEAD OF FAMILY		W. P. Patten - L.		E.D.	SHEET
COLOR	AGE	BIRTHPLACE		VOL.	
W	56			148	
COUNTY			CITY		
-			Wise	-	
OTHER MEMBERS OF FAMILY					
NAME		RELATIONSHIP	AGE	BIRTHPLACE	
- Mary J.		W	48		

FORM 10-636
 1910 CENSUS INDEX - FAMILY

U. S. DEPARTMENT OF COMMERCE
 BUREAU OF THE CENSUS

TEXAS

HEAD OF FAMILY		Wood Jaten H		E.D.	SHEET
COLOR	AGE	BIRTHPLACE		135	2
	45	Ala		VOL.	135
COUNTY	Titus		CITY		
OTHER MEMBERS OF FAMILY					
NAME		RELATIONSHIP	AGE	BIRTHPLACE	
W. J. ?		M	67	Ala	

FORM 10 636
 1910 CENSUS INDEX - FAMILY

U. S. DEPARTMENT OF COMMERCE
 BUREAU OF THE CENSUS

TEXAS

11-300		HEAD OF FAMILY W. Hitt		Part W		E.O. 119	SHEET 16
COLOR W	AGE 40	BIRTHPLACE				VOL. 19	
COUNTY =				CITY			
Burnet							
OTHER MEMBERS OF FAMILY							
	NAME	RELATIONSHIP	AGE	BIRTHPLACE			
	Belle	W	36				
	Wilma	D	15				
	June	D	13				
	Roy	S	12				
	Joan	S	8				
	Beatrice	D	4				
	Flora	D	11/12				

FORM 10-636
1910 CENSUS INDEX - FAMILY

U.S. DEPARTMENT OF COMMERCE
BUREAU OF THE CENSUS

TEXAS

W 300	HEAD OF FAMILY		White Pat C	E.D.	SHEET
COLOR	AGE	BIRTHPLACE		99	178
W	48	La.		VOL.	111
COUNTY	Nueces		CITY	Corpus Christi	
OTHER MEMBERS OF FAMILY					
	NAME	RELATIONSHIP	AGE	BIRTHPLACE	
1	Pat C	W	45		
1	William B	S	19		

FORM 10 636
1910 CENSUS INDEX - FAMILY

U. S. DEPARTMENT OF COMMERCE
- BUREAU OF THE CENSUS

TEXAS

W300	HEAD OF FAMILY White Pat		E.D. 70	SHEET 9
COLOR B	AGE 22	BIRTHPLACE -	VOL. 103	
COUNTY Miami	CITY			
OTHER MEMBERS OF FAMILY				
NAME		RELATIONSHIP	AGE	BIRTHPLACE
Pat		W	16	
Van		B	18	
R				

FORM 10 636
1910 CENSUS INDEX - FAMILY

U. S. DEPARTMENT OF COMMERCE
BUREAU OF THE CENSUS

TEXAS

W 300	NAME OF INDIVIDUAL		Wattley, Pat	E.D.	SHEET
				24	4
COLOR	AGE	BIRTHPLACE		VOL.	
W	22			18	
COUNTY	Barleson		CITY		
ENUMERATED WITH					
Raney, John G					
RELATIONSHIP TO ABOVE					
<input type="checkbox"/> SON	<input type="checkbox"/> NEPHEW	<input type="checkbox"/> STEPSON			
<input type="checkbox"/> DAUGHTER	<input type="checkbox"/> NIECE	<input type="checkbox"/> STEPDAUGHTER			
<input type="checkbox"/> BROTHER	<input type="checkbox"/> FATHER-IN-LAW	<input type="checkbox"/> COUSIN			
<input type="checkbox"/> SISTER	<input checked="" type="checkbox"/> MOTHER-IN-LAW	<input type="checkbox"/> HIRED MAN			
<input type="checkbox"/> FATHER	<input type="checkbox"/> SON-IN-LAW	<input checked="" type="checkbox"/> ROOMER			
<input type="checkbox"/> MOTHER	<input type="checkbox"/> DAUGHTER-IN-LAW	<input type="checkbox"/> SERVANT			
<input type="checkbox"/> GRANDSON	<input type="checkbox"/> BROTHER-IN-LAW	<input type="checkbox"/> OTHER (Specify)			
<input type="checkbox"/> GRANDDAUGHTER	<input type="checkbox"/> SISTER-IN-LAW				
<input type="checkbox"/> GRANDCHILD	<input type="checkbox"/> ORPHAN				

FORM 10-637
1910 CENSUS INDEX - INDIVIDUAL,

U.S. DEPARTMENT OF COMMERCE
BUREAU OF THE CENSUS

TEXAS

10300		HEAD OF FAMILY		E.D.		SHEET	
COLOR	AGE	BIRTHPLACE		VOL.		25 / 31	
COUNTY				CITY			
OTHER MEMBERS OF FAMILY							
NAME		RELATIONSHIP		AGE		BIRTHPLACE	

FORM 10 636
 1910 CENSUS INDEX - FAMILY

U.S. DEPARTMENT OF COMMERCE
 BUREAU OF THE CENSUS

TEXAS

11300		HEAD OF FAMILY -		White, Martha A		E.D.	SHEET
COLOR	AGE	BIRTHPLACE				VOL.	
	54					6	
COUNTY			Baylor	CITY			
OTHER MEMBERS OF FAMILY							
	NAME	RELATIONSHIP	AGE	BIRTHPLACE			
-	Henry	S	28				
-	William H	S	17				
-	Felice	S	14				
-	Ethel	S	12				
-	Amelia	S	10				
-	Oris	S	4				

FORM 10-636
1910 CENSUS INDEX - FAMILY

U. S. DEPARTMENT OF COMMERCE
BUREAU OF THE CENSUS

TEXAS

W300		NAME OF INDIVIDUAL White, Parrie		E.D. 120	SHEET 323
COLOR B	AGE 7 1/2	BIRTHPLACE		VOL. 128	
COUNTY Tarrant			CITY Fort Worth		
ENUMERATED WITH Thomas, Cornelius					
RELATIONSHIP TO ABOVE					
<input type="checkbox"/> SON	<input type="checkbox"/> NEPHEW	<input type="checkbox"/> STEPSON			
<input type="checkbox"/> DAUGHTER	<input checked="" type="checkbox"/> NIECE	<input type="checkbox"/> STEPDAUGHTER			
<input type="checkbox"/> BROTHER	<input type="checkbox"/> FATHER-IN-LAW	<input type="checkbox"/> COUSIN			
<input type="checkbox"/> SISTER	<input type="checkbox"/> MOTHER-IN-LAW	<input type="checkbox"/> HIRSD MAN			
<input type="checkbox"/> FATHER	<input type="checkbox"/> SON-IN-LAW	<input type="checkbox"/> ROOMER			
<input type="checkbox"/> MOTHER	<input type="checkbox"/> DAUGHTER-IN-LAW	<input type="checkbox"/> SERVANT			
<input type="checkbox"/> GRANDSON	<input type="checkbox"/> BROTHER-IN-LAW	<input type="checkbox"/> OTHER (Specify)			
<input type="checkbox"/> GRANDDAUGHTER	<input type="checkbox"/> SISTER-IN-LAW				
<input type="checkbox"/> GRANDCHILD	<input type="checkbox"/> ORPHAN				

FORM 10 637
1910 CENSUS INDEX - INDIVIDUAL

U. S. DEPARTMENT OF COMMERCE
BUREAU OF THE CENSUS

TEXAS

W300	NAME OF INDIVIDUAL <i>White, Parson</i>		E.D. 120	SHEET 323
COLOR B	AGE 22	BIRTHPLACE	VOL. 128	
COUNTY Tarrant	CITY Fort Worth			
ENUMERATED WITH <i>Thomas, Cornelius</i>				
RELATIONSHIP TO ABOVE				
<input type="checkbox"/> SON	<input type="checkbox"/> NEPHEW	<input type="checkbox"/> STEPSON		
<input type="checkbox"/> DAUGHTER	<input type="checkbox"/> NIECE	<input type="checkbox"/> STEPDAUGHTER		
<input type="checkbox"/> BROTHER	<input type="checkbox"/> FATHER-IN-LAW	<input type="checkbox"/> COUSIN		
<input checked="" type="checkbox"/> SISTER	<input type="checkbox"/> MOTHER-IN-LAW	<input type="checkbox"/> HIRED MAN		
<input type="checkbox"/> FATHER	<input type="checkbox"/> SON-IN-LAW	<input type="checkbox"/> ROOMER		
<input type="checkbox"/> MOTHER	<input type="checkbox"/> DAUGHTER-IN-LAW	<input type="checkbox"/> SERVANT		
<input type="checkbox"/> GRANDSON	<input type="checkbox"/> BROTHER-IN-LAW	<input type="checkbox"/> OTHER (<i>Specify</i>)		
<input type="checkbox"/> GRANDDAUGHTER	<input type="checkbox"/> SISTER-IN-LAW			
<input type="checkbox"/> GRANDCHILD	<input type="checkbox"/> ORPHAN			

FORM 10-637
1910 CENSUS INDEX - INDIVIDUAL

U. S. DEPARTMENT OF COMMERCE
BUREAU OF THE CENSUS

TEXAS

1030		HEAD OF FAMILY		E.O.	SHEET
White		Parvizi		110	190
COLOR	AGE	BIRTHPLACE		VOL.	
W	25			140	
COUNTY			CITY		
Van Zandt					
OTHER MEMBERS OF FAMILY					
NAME		RELATIONSHIP	AGE	BIRTHPLACE	
1 Willie		W	20	ala.	
1 Mary		M	61		

FORM 10-636
1910 CENSUS INDEX - FAMILY

U.S. DEPARTMENT OF COMMERCE
BUREAU OF THE CENSUS

TEXAS

W 300		NAME OF INDIVIDUAL White Parker		E.D. 141	SHEET 198
COLOR w	AGE 31	BIRTHPLACE La		VOL. 101	
COUNTY Matagorda			CITY Bay City		
ENUMERATED WITH Walter John C. J					
RELATIONSHIP TO ABOVE					
<input type="checkbox"/> SON	<input type="checkbox"/> NEPHEW	<input type="checkbox"/> STEPSON			
<input checked="" type="checkbox"/> DAUGHTER	<input type="checkbox"/> NIECE	<input type="checkbox"/> STEPDAUGHTER			
<input type="checkbox"/> BROTHER	<input type="checkbox"/> FATHER-IN-LAW	<input type="checkbox"/> COUSIN			
<input type="checkbox"/> SISTER	<input type="checkbox"/> MOTHER-IN-LAW	<input type="checkbox"/> HIRED MAN			
<input type="checkbox"/> FATHER	<input type="checkbox"/> SON-IN-LAW	<input checked="" type="checkbox"/> ROOMER			
<input type="checkbox"/> MOTHER	<input type="checkbox"/> DAUGHTER-IN-LAW	<input type="checkbox"/> SERVANT			
<input type="checkbox"/> GRANDSON	<input type="checkbox"/> BROTHER-IN-LAW	<input type="checkbox"/> OTHER (Specify)			
<input type="checkbox"/> GRANDDAUGHTER	<input type="checkbox"/> SISTER-IN-LAW				
<input type="checkbox"/> GRANDCHILD	<input type="checkbox"/> ORPHAN				

FORM 10 637

1910 CENSUS INDEX - INDIVIDUAL

U.S.

DEPARTMENT OF COMMERCE
BUREAU OF THE CENSUS

TEXAS

<i>W. Joo</i>	NAME OF INDIVIDUAL <i>W. White</i>		E.D. <i>52</i>	SHEET <i>153</i>
COLOR <i>W</i>	AGE <i>14</i>	BIRTHPLACE <i>Parris</i>	VOL. <i>85</i>	
COUNTY Johnson		CITY		
ENUMERATED WITH <i>Hullman</i> <i>J. W.</i>				
RELATIONSHIP TO ABOVE				
<input type="checkbox"/> SON	<input type="checkbox"/> NEPHEW	<input type="checkbox"/> STEPSON		
<input type="checkbox"/> DAUGHTER	<input type="checkbox"/> NIECE	<input type="checkbox"/> STEPDAUGHTER		
<input type="checkbox"/> BROTHER	<input type="checkbox"/> FATHER-IN-LAW	<input type="checkbox"/> COUSIN		
<input type="checkbox"/> SISTER	<input type="checkbox"/> MOTHER-IN-LAW	<input type="checkbox"/> HIRED MAN		
<input type="checkbox"/> FATHER	<input type="checkbox"/> SON-IN-LAW	<input type="checkbox"/> ROOMER		
<input type="checkbox"/> MOTHER	<input type="checkbox"/> DAUGHTER-IN-LAW	<input type="checkbox"/> SERVANT		
<input type="checkbox"/> GRANDSON	<input type="checkbox"/> BROTHER-IN-LAW	<input type="checkbox"/> OTHER (<i>sc</i>)		
<input type="checkbox"/> GRANDDAUGHTER	<input type="checkbox"/> SISTER-IN-LAW			
<input type="checkbox"/> GRANDCHILD	<input type="checkbox"/> ORPHAN			

FORM 10 637
1910 CENSUS INDEX - INDIVIDUAL

U.S. DEPARTMENT OF COMMERCE
BUREAU OF THE CENSUS

TEXAS

W. Col.		HEAD OF FAMILY		E.D.	SHEET
		Joseph Paris		100	267
COLOR	AGE	BIRTHPLACE		VOL.	
B	20			125	
COUNTY			CITY		
Tarrant			Fort Worth		
OTHER MEMBERS OF FAMILY					
NAME		RELATIONSHIP	AGE	BIRTHPLACE	
Ruby		w	5		

FORM 10 636

1910 CENSUS INDEX - FAMILY

U. S. DEPARTMENT OF COMMERCE
BUREAU OF THE CENSUS

TEXAS

DW 300 ³		NAME OF INDIVIDUAL <i>Wood Paratie</i>		E.D. <i>132</i>	SHEET <i>26</i>
COLOR <i>B</i>	AGE <i>39</i>	BIRTHPLACE		VOL. <i>135</i>	
COUNTY <i>Jitus</i>		CITY			
ENUMERATED WITH <i>Allen Albert</i>					
RELATIONSHIP TO ABOVE					
<input type="checkbox"/> SON	<input type="checkbox"/> NEPHEW	<input type="checkbox"/> STEPSON			
<input type="checkbox"/> DAUGHTER	<input type="checkbox"/> NIECE	<input type="checkbox"/> STEPDAUGHTER			
<input type="checkbox"/> BROTHER	<input type="checkbox"/> FATHER-IN-LAW	<input type="checkbox"/> COUSIN			
<input checked="" type="checkbox"/> SISTER	<input type="checkbox"/> MOTHER-IN-LAW	<input type="checkbox"/> HIRED MAN			
<input type="checkbox"/> FATHER	<input type="checkbox"/> SON-IN-LAW	<input type="checkbox"/> ROOMER			
<input type="checkbox"/> MOTHER	<input type="checkbox"/> DAUGHTER-IN-LAW	<input type="checkbox"/> SERVANT			
<input type="checkbox"/> GRANDSON	<input type="checkbox"/> BROTHER-IN-LAW	<input type="checkbox"/> OTHER (Specify)			
<input type="checkbox"/> GRANDDAUGHTER	<input type="checkbox"/> SISTER-IN-LAW				
<input type="checkbox"/> GRANDCHILD	<input type="checkbox"/> ORPHAN				

FORM BC-627 (5-9-67)
FORMERLY 10-637

U.S. DEPARTMENT OF COMMERCE
BUREAU OF THE CENSUS

1910 CENSUS INDEX - INDIVIDUAL

TEXAS

W-300		NAME OF INDIVIDUAL Wade Panny B		E.D. 233	SHEET 173
COLOR W	AGE 8	BIRTHPLACE Iowa		VOL. 142	
COUNTY		Wichita		CITY E	
ENUMERATED WITH Taylor Zachariah					
RELATIONSHIP TO ABOVE					
<input type="checkbox"/> SON	<input type="checkbox"/> NEPHEW	<input type="checkbox"/> STEPSON			
<input type="checkbox"/> DAUGHTER	<input checked="" type="checkbox"/> NIECE	<input type="checkbox"/> STEPDAUGHTER			
<input type="checkbox"/> BROTHER	<input type="checkbox"/> FATHER-IN-LAW	<input type="checkbox"/> COUSIN			
<input type="checkbox"/> SISTER	<input type="checkbox"/> MOTHER-IN-LAW	<input type="checkbox"/> HIRED MAN			
<input type="checkbox"/> FATHER	<input type="checkbox"/> SON-IN-LAW	<input type="checkbox"/> ROOMER			
<input type="checkbox"/> MOTHER	<input type="checkbox"/> DAUGHTER-IN-LAW	<input type="checkbox"/> SERVANT			
<input type="checkbox"/> GRANDSON	<input type="checkbox"/> BROTHER-IN-LAW	<input type="checkbox"/> OTHER (Specify)			
<input type="checkbox"/> GRANDDAUGHTER	<input type="checkbox"/> SISTER-IN-LAW				
<input type="checkbox"/> GRANDCHILD	<input type="checkbox"/> ORPHAN				

FORM BC 627 (5-5-67)
FORM ONLY 10-637U. S. DEPARTMENT OF COMMERCE
BUREAU OF THE CENSUS

1910 CENSUS INDEX - INDIVIDUAL

TEXAS

W 300	NAME OF INDIVIDUAL Wyatt Palmer		E.D. 106	SHEET 67
COLOR W	AGE 29	BIRTHPLACE	VOL. 111	
COUNTY Nueces		CITY Kingsville		
ENUMERATED WITH Barbara Bertram				
RELATIONSHIP TO ABOVE				
<input type="checkbox"/> SON	<input type="checkbox"/> NEPHEW	<input type="checkbox"/> STEPSON		
<input type="checkbox"/> DAUGHTER	<input type="checkbox"/> NIECE	<input type="checkbox"/> STEPDAUGHTER		
<input type="checkbox"/> BROTHER	<input type="checkbox"/> FATHER-IN-LAW	<input type="checkbox"/> COUSIN		
<input type="checkbox"/> SISTER	<input type="checkbox"/> MOTHER-IN-LAW	<input type="checkbox"/> HIRED MAN		
<input type="checkbox"/> FATHER	<input type="checkbox"/> SON-IN-LAW	<input checked="" type="checkbox"/> ROOMER		
<input type="checkbox"/> MOTHER	<input type="checkbox"/> DAUGHTER-IN-LAW	<input type="checkbox"/> SERVANT		
<input type="checkbox"/> GRANDSON	<input type="checkbox"/> BROTHER-IN-LAW	<input type="checkbox"/> OTHER (Specify)		
<input type="checkbox"/> GRANDDAUGHTER	<input type="checkbox"/> SISTER-IN-LAW			
<input type="checkbox"/> GRANDCHILD	<input type="checkbox"/> ORPHAN			

FORM 10-637
1910 CENSUS INDEX - INDIVIDUAL

U.S. DEPARTMENT OF COMMERCE
BUREAU OF THE CENSUS

TEXAS

W300	NAME OF INDIVIDUAL <i>Wood, Palina</i>		E.D. 83	SHEET 220
COLOR W	AGE 48	BIRTHPLACE <i>Tenn.</i>	VOL. 66	
COUNTY <i>Harris</i>		CITY <i>Houston</i>		
ENUMERATED WITH <i>Wood, Robert L.</i>				
RELATIONSHIP TO ABOVE				
<input type="checkbox"/> SON	<input type="checkbox"/> NEPHEW	<input type="checkbox"/> STEPSON		
<input type="checkbox"/> DAUGHTER	<input type="checkbox"/> NIECE	<input type="checkbox"/> STEPDAUGHTER		
<input type="checkbox"/> BROTHER	<input type="checkbox"/> FATHER-IN-LAW	<input type="checkbox"/> COUSIN		
<input type="checkbox"/> SISTER	<input type="checkbox"/> MOTHER-IN-LAW	<input type="checkbox"/> HIRED MAN		
<input type="checkbox"/> FATHER	<input type="checkbox"/> SON-IN-LAW	<input type="checkbox"/> ROOMER		
<input checked="" type="checkbox"/> MOTHER	<input type="checkbox"/> DAUGHTER-IN-LAW	<input type="checkbox"/> SERVANT		
<input type="checkbox"/> GRANDSON	<input type="checkbox"/> BROTHER-IN-LAW	<input type="checkbox"/> OTHER (Specify)		
<input type="checkbox"/> GRANDDAUGHTER	<input type="checkbox"/> SISTER-IN-LAW			
<input type="checkbox"/> GRANDCHILD	<input type="checkbox"/> ORPHAN			

FORM 10 637
1910 CENSUS INDEX - INDIVIDUAL

U. S. DEPARTMENT OF COMMERCE
BUREAU OF THE CENSUS

TEXAS

W 300		NAME OF INDIVIDUAL W. Matt, Palestine		E.O. 12	SHEET 12
COLOR W	AGE 14	BIRTHPLACE		VOL.	
COUNTY Anderson			CITY		
ENUMERATED WITH York, James H.					
RELATIONSHIP TO ABOVE					
<input type="checkbox"/> SON	<input type="checkbox"/> NEPHEW	<input type="checkbox"/> STEPSON			
<input type="checkbox"/> DAUGHTER	<input type="checkbox"/> NIECE	<input type="checkbox"/> STEPDAUGHTER			
<input type="checkbox"/> BROTHER	<input type="checkbox"/> FATHER-IN-LAW	<input type="checkbox"/> COUSIN			
<input type="checkbox"/> SISTER	<input type="checkbox"/> MOTHER-IN-LAW	<input type="checkbox"/> WIFE OF MAN			
<input type="checkbox"/> FATHER	<input type="checkbox"/> SON-IN-LAW	<input type="checkbox"/> BOOMER			
<input type="checkbox"/> MOTHER	<input type="checkbox"/> DAUGHTER-IN-LAW	<input type="checkbox"/> SERVANT			
<input type="checkbox"/> GRANDSON	<input type="checkbox"/> BROTHER-IN-LAW	<input type="checkbox"/> OTHER (Specify)			
<input type="checkbox"/> GRANDDAUGHTER	<input type="checkbox"/> SISTER-IN-LAW				
<input type="checkbox"/> GRANDCHILD	<input type="checkbox"/> ORPHAN				

FORM 10 637
1910 CENSUS INDEX - INDIVIDUAL

U. S. DEPARTMENT OF COMMERCE
BUREAU OF THE CENSUS

TEXAS

W 300	HEAD OF FAMILY		White P.W.	E.D.	SHEET
	AGE	BIRTHPLACE		125	58
COLOR	41	Miss		VOL.	120
COUNTY	TARRANT		CITY	Fort Worth	
OTHER MEMBERS OF FAMILY					
	NAME	RELATIONSHIP	AGE	BIRTHPLACE	
	Oscar	6	35	Miss	
	Jack	2	7		

FORM 10-636
 1910 CENSUS INDEX - FAMILY

U.S. DEPARTMENT OF COMMERCE
 BUREAU OF THE CENSUS

TEXAS

W 300		HEAD OF FAMILY		E.D.	SHEET
		Wood P. W.		148	307
COLOR	AGE	BIRTHPLACE		VOL.	
W	26			106	
COUNTY			CITY		
Montgomery					
OTHER MEMBERS OF FAMILY					
NAME		RELATIONSHIP	AGE	BIRTHPLACE	
Callie		W	39		
Flooyd		D	17		
Ella		D	11		
Beal		D	8		
Wernie		D	7		

FORM 10 636
1910 CENSUS INDEX - FAMILY

U. S. DEPARTMENT OF COMMERCE
BUREAU OF THE CENSUS

TEXAS

W. S. C.		HEAD OF FAMILY		Watt S. Jones		E.D.	SHEET
COLOR	W	AGE	31	BIRTHPLACE		67	3
COUNTY	Harris			CITY			
Houston							
OTHER MEMBERS OF FAMILY							
NAME		RELATIONSHIP	AGE	BIRTHPLACE			
A. May		W	29				
S. James		S	2				
Frances		D	6/2				

TEXAS

(1) 300		HEAD OF FAMILY		White, P. L.		E.D.	SHEET
COLOR		AGE	BIRTHPLACE		VOL.		
w		61	na.		133		
COUNTY			Taylor		CITY		
					Abilene		
OTHER MEMBERS OF FAMILY							
NAME		RELATION- SHIP	AGE	BIRTHPLACE			
Effie		W	44				
Mora		D	14				
Hily		S	10				

FORM 10-636
1910 CENSUS INDEX - FAMILY

U. S. DEPARTMENT OF COMMERCE
BUREAU OF THE CENSUS

TEXAS

W300	HEAD OF FAMILY		E.D.	SHEET
	White P. L.		269	9
COLOR w	AGE 61	BIRTHPLACE Va	VOL. 133	
COUNTY		CITY		
Taylor				
OTHER MEMBERS OF FAMILY				
NAME		RELATIONSHIP	AGE	BIRTHPLACE
P. L.		S	21	
Lanita		N	20	

FORM 10-636
1910 CENSUS INDEX - FAMILY

U. S. DEPARTMENT OF COMMERCE
BUREAU OF THE CENSUS

TEXAS

W300		HEAD OF FAMILY		E.D.	SHEET
white - P Lease				7	3
COLOR	AGE	BIRTHPLACE		VOL.	
W	33			26	
COUNTY	Collin		CITY		
			McKinney		
OTHER MEMBERS OF FAMILY					
NAME		RELATIONSHIP	AGE	BIRTHPLACE	
Name		W	31		
Mary I		D	5		

FORM 10-636
1910 CENSUS INDEX - FAMILY

U.S. DEPARTMENT OF COMMERCE
BUREAU OF THE CENSUS

TEXAS

W3--		HEAD OF FAMILY		White P J Mrs		E. D.	SHEET
COLOR	W	AGE	63	BIRTHPLACE	Iowa	128	256
COUNTY	Tarrant			CITY	Fort Worth		
OTHER MEMBERS OF FAMILY							
NAME		RELATIONSHIP	AGE	BIRTHPLACE			
Living alone							

FORM 10-636
1910 CENSUS INDEX - FAMILY

U.S. DEPARTMENT OF COMMERCE
BUREAU OF THE CENSUS

W300		HEAD OF FAMILY		TEXAS	
COLOR	W	AGE	54	BIRTHPLACE	White, P. N.
COUNTY	Fannin		CITY	Barham	
				E.D.	SHEET
				35	279
				VOL.	42
OTHER MEMBERS OF FAMILY					
NAME		RELATIONSHIP	AGE	BIRTHPLACE	
+ Nannie		W	45		
Mary Alice		D	4		
Smith, Irwin		SS	23		
, Albert		S.D	18		

FORM 10-636
1910 CENSUS INDEX - FAMILY

U.S. DEPARTMENT OF COMMERCE
BUREAU OF THE CENSUS

W. 303		HEAD OF FAMILY		TEXAS	
COLOR	W.	AGE	19	BIRTHPLACE	W. Va. P. Frank
COUNTY	Runnels			CITY	
				E.D.	214
				SHEET	232
				VOL.	120
OTHER MEMBERS OF FAMILY					
NAME	RELATIONSHIP	AGE	BIRTHPLACE		
Lillie	W.	19			

FORM 10 636
 1910 CENSUS INDEX - FAMILY

U.S. DEPARTMENT OF COMMERCE
 BUREAU OF THE CENSUS

TEXAS

W300 HEAD OF FAMILY *Hood P.C.*

COLOR *W* AGE *55* BIRTHPLACE *Ky*

COUNTY *Johnson* CITY _____

E.D. *55* SHEET *281*

VOL. *85*

OTHER MEMBERS OF FAMILY			
NAME	RELATIONSHIP	AGE	BIRTHPLACE
<i>Carrie</i>	<i>W</i>	<i>38</i>	<i>Ark</i>
<i>Hopew</i>	<i>S</i>	<i>17</i>	
<i>Price</i>	<i>S</i>	<i>13</i>	
<i>Andy</i>	<i>S</i>	<i>10</i>	
<i>Herma</i>	<i>S</i>	<i>8</i>	
<i>Low</i>	<i>S</i>	<i>6</i>	
<i>Allie</i>	<i>S</i>	<i>5</i>	

FORM 10-636A
 1910 CENSUS INDEX - INDIVIDUAL

U.S. DEPARTMENT OF COMMERCE
 BUREAU OF THE CENSUS

300		HEAD OF FAMILY		TEXAS	
COLOR	AGE	BIRTHPLACE	E.D.	SHEET	
-	24	Missouri	77	142	
COUNTY	Parker		VOL.	115	
	CITY				
OTHER MEMBERS OF FAMILY					
	NAME	RELATIONSHIP	AGE	BIRTHPLACE	
-	Ethel	W	24		
	Clara	D	5		
	Frank	D	3		
	S S	W	63	Dana	

FORM 10 636
1910 CENSUS INDEX - FAMILY

U S. DEPARTMENT OF COMMERCE
BUREAU OF THE CENSUS

TEXAS

W:300		HEAD OF FAMILY -White (P)		E.D. 81	SHEET 39A
COLOR W	AGE 30	BIRTHPLACE		VOL. 39	
COUNTY Gonzales			CITY Gonzales		
OTHER MEMBERS OF FAMILY					
NAME		RELATIONSHIP	AGE	BIRTHPLACE	
Sarah		a	27		
Leo Ella		D	10		

FORM 10-636
1910 CENSUS INDEX - FAMILY

U.S. DEPARTMENT OF COMMERCE
BUREAU OF THE CENSUS

TEXAS

16300	HEAD OF FAMILY <i>Wade P. A.</i>		E.D. 107	SHEET 33
COLOR <i>W</i>	AGE 50-	BIRTHPLACE <i>Ill.</i>	VOL. 60	
COUNTY <i>Grayson</i>		CITY		
OTHER MEMBERS OF FAMILY				
NAME		RELATIONSHIP	AGE	BIRTHPLACE
<i>Hattie M.</i>		<i>W</i>	<i>32</i>	<i>Okla.</i>
<i>Helene Fay</i>		<i>D</i>	<i>1 1/2</i>	

FORM 10-636

1910 CENSUS INDEX - FAMILY

U. S. DEPARTMENT OF COMMERCE
BUREAU OF THE CENSUS

TEXAS

W 300		NAME OF INDIVIDUAL		E.O.		SHEET	
COLOR		AGE		BIRTHPLACE		VOL.	
W		79		U.S.		84 147	
COUNTY				CITY			
Grayson				Denison			
ENUMERATED WITH							
White F.A.							
RELATIONSHIP TO ABOVE							
<input type="checkbox"/> SON <input type="checkbox"/> DAUGHTER <input type="checkbox"/> BROTHER <input type="checkbox"/> SISTER <input checked="" type="checkbox"/> FATHER <input type="checkbox"/> MOTHER <input type="checkbox"/> GRANDSON <input type="checkbox"/> GRANDDAUGHTER <input type="checkbox"/> GRANDCHILD		<input type="checkbox"/> NEPHEW <input type="checkbox"/> NIECE <input type="checkbox"/> FATHER-IN-LAW <input type="checkbox"/> MOTHER-IN-LAW <input type="checkbox"/> SON-IN-LAW <input type="checkbox"/> DAUGHTER-IN-LAW <input type="checkbox"/> BROTHER-IN-LAW <input type="checkbox"/> SISTER-IN-LAW <input type="checkbox"/> ORPHAN		<input type="checkbox"/> STEPSON <input type="checkbox"/> STEPDAUGHTER <input type="checkbox"/> COUSIN <input type="checkbox"/> HIRED MAN <input type="checkbox"/> ROOMER <input type="checkbox"/> SERVANT <input type="checkbox"/> OTHER (Specify)			

FORM 10-637

1910 CENSUS INDEX - INDIVIDUAL

U.S. DEPARTMENT OF COMMERCE
BUREAU OF THE CENSUS

TEXAS

W 300		NAME OF INDIVIDUAL Wygat P.		E. D.		SHEET	
COLOR		AGE		BIRTHPLACE		286 196	
W		25		Kans		VOL.	
COUNTRY		Tom Green		CITY		132	
ENUMERATED WITH Wilson William							
RELATIONSHIP TO ABOVE							
<input type="checkbox"/> SON <input checked="" type="checkbox"/> DAUGHTER <input type="checkbox"/> BROTHER <input type="checkbox"/> SISTER <input type="checkbox"/> FATHER <input type="checkbox"/> MOTHER <input type="checkbox"/> GRANDSON <input type="checkbox"/> GRANDDAUGHTER <input type="checkbox"/> GRANDCHILD		<input type="checkbox"/> NEPHEW <input type="checkbox"/> NIECE <input type="checkbox"/> FATHER-IN-LAW <input type="checkbox"/> MOTHER-IN-LAW <input type="checkbox"/> SON-IN-LAW <input type="checkbox"/> DAUGHTER-IN-LAW <input type="checkbox"/> BROTHER-IN-LAW <input type="checkbox"/> SISTER-IN-LAW <input type="checkbox"/> ORPHAN		<input type="checkbox"/> STEPSON <input type="checkbox"/> STEPDAUGHTER <input type="checkbox"/> COUSIN <input type="checkbox"/> HIRED MAN <input checked="" type="checkbox"/> ROOMER <input type="checkbox"/> SERVANT <input type="checkbox"/> OTHER (Specify) <input type="checkbox"/>			

FORM BC-627 (5-5-67)
FORMERLY 10-637

1910 CENSUS INDEX - INDIVIDUAL

U.S. DEPARTMENT OF COMMERCE
BUREAU OF THE CENSUS

P

TEXAS

U300	NAME OF INDIVIDUAL <i>White, Ouzelle</i>		E.O. 85	SHEET 276
COLOR <i>W</i>	AGE 70	BIRTHPLACE <i>Liberty</i>	VOL. 94	
COUNTY <i>Liberty</i>		CITY		
ENUMERATED WITH <i>Stacy, Eloy</i>				
RELATIONSHIP TO ABOVE				
<input type="checkbox"/> SON	<input type="checkbox"/> NEPHEW	<input type="checkbox"/> STEPSON		
<input type="checkbox"/> DAUGHTER	<input type="checkbox"/> NIECE	<input type="checkbox"/> STEPDAUGHTER		
<input type="checkbox"/> BROTHER	<input type="checkbox"/> FATHER-IN-LAW	<input type="checkbox"/> COUSIN		
<input type="checkbox"/> SISTER	<input type="checkbox"/> MOTHER-IN-LAW	<input type="checkbox"/> HIRED MAN		
<input type="checkbox"/> FATHER	<input type="checkbox"/> SON-IN-LAW	<input type="checkbox"/> ROOMER		
<input type="checkbox"/> MOTHER	<input type="checkbox"/> DAUGHTER-IN-LAW	<input type="checkbox"/> SERVANT		
<input type="checkbox"/> GRANDSON	<input type="checkbox"/> BROTHER-IN-LAW	<input checked="" type="checkbox"/> OTHER (Specify) <i>D. of Cook</i>		
<input type="checkbox"/> GRANDDAUGHTER	<input type="checkbox"/> SISTER-IN-LAW			
<input type="checkbox"/> GRANDCHILD	<input type="checkbox"/> ORPHAN			

FORM 10 637

1910 CENSUS INDEX - INDIVIDUAL

U. S. DEPARTMENT OF COMMERCE
BUREAU OF THE CENSUS

W300		HEAD OF FAMILY		TEXAS	
COLOR	AGE	BIRTHPLACE		E.D.	SHEET
W	31	El Paso		75	413
COUNTY				VOL.	45
		El Paso	CITY El Paso		
OTHER MEMBERS OF FAMILY					
NAME		RELATIONSHIP	AGE	BIRTHPLACE	
1 Alward H		B	32	Colo	

FORM 10 636
1910 CENSUS INDEX - FAMILY

U.S. DEPARTMENT OF COMMERCE
BUREAU OF THE CENSUS

TEXAS

W300	HEAD OF FAMILY Witte Otto E		E.O. 36	SHEET 25
COLOR W	AGE 44	BIRTHPLACE	VOL. 39	
COUNTY Darton	CITY			
OTHER MEMBERS OF FAMILY				
NAME		RELATIONSHIP	AGE	BIRTHPLACE
Louisa C		W	42	
Otto C L		S	20	
Vesta J		D	17	
Bernhard J		S	9	
Louisa M		D	3	

FORM 10-63B

1910 CENSUS INDEX - FAMILY

U. S. DEPARTMENT OF COMMERCE
BUREAU OF THE CENSUS

TEXAS

W 300		NAME OF INDIVIDUAL Witte Otto		E.D. 41	SHEET 12
COLOR W	AGE 22	BIRTHPLACE		VOL. 95	
COUNTY Limestone			CITY Mexico		
ENUMERATED WITH Witte T. Charles					
RELATIONSHIP TO ABOVE					
<input type="checkbox"/> SON	<input type="checkbox"/> NEPHEW	<input type="checkbox"/> STEPSON			
<input type="checkbox"/> DAUGHTER	<input type="checkbox"/> NIECE	<input type="checkbox"/> STEPDAUGHTER			
<input checked="" type="checkbox"/> BROTHER	<input type="checkbox"/> FATHER-IN-LAW	<input type="checkbox"/> COUSIN			
<input type="checkbox"/> SISTER	<input type="checkbox"/> MOTHER-IN-LAW	<input type="checkbox"/> HIRED MAN			
<input type="checkbox"/> FATHER	<input type="checkbox"/> SON-IN-LAW	<input type="checkbox"/> ROOMER			
<input type="checkbox"/> MOTHER	<input type="checkbox"/> DAUGHTER-IN-LAW	<input type="checkbox"/> SERVANT			
<input type="checkbox"/> GRANDSON	<input type="checkbox"/> BROTHER-IN-LAW	<input type="checkbox"/> OTHER (Specify)			
<input type="checkbox"/> GRANDDAUGHTER	<input type="checkbox"/> SISTER-IN-LAW				
<input type="checkbox"/> GRANDCHILD	<input type="checkbox"/> ORPHAN				

FORM 10-637

1910 CENSUS INDEX - INDIVIDUAL

U. S. DEPARTMENT OF COMMERCE
BUREAU OF THE CENSUS

TEXAS

W300	HEAD OF FAMILY		Witte Otto	E.D.	SHEET
COLOR W	AGE 55	BIRTHPLACE		VOL. 3	10 2
COUNTY	Austin		CITY		
OTHER MEMBERS OF FAMILY					
	NAME	RELATIONSHIP	AGE	BIRTHPLACE	
	Pauline	W	48		
	Olaf Otto	S	16		
	Lilly	D	20		
	B.O.	Pastor	27		

FORM 10-636
1910 CENSUS INDEX - FAMILY

U.S. DEPARTMENT OF COMMERCE
BUREAU OF THE CENSUS

TEXAS

W300		NAME OF INDIVIDUAL		White Other		E.D.		SHEET	
COLOR		AGE		BIRTHPLACE		10		26	
W		24		Miss		VOL.		23	
COUNTY				CITY					
Cherokee									
ENUMERATED WITH									
Montgomery James L									
RELATIONSHIP TO ABOVE									
<input type="checkbox"/> SON <input type="checkbox"/> DAUGHTER <input type="checkbox"/> BROTHER <input type="checkbox"/> SISTER <input type="checkbox"/> FATHER <input type="checkbox"/> MOTHER <input type="checkbox"/> GRANDSON <input type="checkbox"/> GRANDDAUGHTER <input type="checkbox"/> GRANDCHILD			<input type="checkbox"/> NEPHEW <input type="checkbox"/> NIECE <input type="checkbox"/> FATHER-IN-LAW <input type="checkbox"/> MOTHER-IN-LAW <input type="checkbox"/> SON-IN-LAW <input type="checkbox"/> DAUGHTER-IN-LAW <input type="checkbox"/> BROTHER-IN-LAW <input type="checkbox"/> SISTER-IN-LAW <input type="checkbox"/> ORPHAN			<input type="checkbox"/> STEPSON <input type="checkbox"/> STEPDAUGHTER <input type="checkbox"/> COUSIN <input type="checkbox"/> HIRED MAN <input checked="" type="checkbox"/> ROOMER <input type="checkbox"/> SERVANT <input type="checkbox"/> OTHER (Specify)			

FORM 10 637

1910 CENSUS INDEX - INDIVIDUAL

U.S. DEPARTMENT OF COMMERCE
BUREAU OF THE CENSUS

TEXAS

W300	NAME OF INDIVIDUAL <i>Wood Ovis C</i>		E.D. <i>86</i>	SHEET <i>22</i>
COLOR <i>W</i>	AGE <i>28</i>	BIRTHPLACE <i>Ohio</i>	VOL. <i>68</i>	
COUNTY Harris		CITY <i>Houston</i>		
ENUMERATED WITH <i>Marney James T</i>				
RELATIONSHIP TO ABOVE				
<input type="checkbox"/> SON	<input type="checkbox"/> NEPHEW	<input type="checkbox"/> STEPSON		
<input type="checkbox"/> DAUGHTER	<input type="checkbox"/> NIECE	<input type="checkbox"/> STEPDAUGHTER		
<input type="checkbox"/> BROTHER	<input type="checkbox"/> FATHER-IN-LAW	<input type="checkbox"/> COUSIN		
<input type="checkbox"/> SISTER	<input type="checkbox"/> MOTHER-IN-LAW	<input type="checkbox"/> HIRED MAN		
<input type="checkbox"/> FATHER	<input type="checkbox"/> SON-IN-LAW	<input checked="" type="checkbox"/> ROOMER		
<input type="checkbox"/> MOTHER	<input type="checkbox"/> DAUGHTER-IN-LAW	<input type="checkbox"/> SERVANT		
<input type="checkbox"/> GRANDSON	<input type="checkbox"/> BROTHER-IN-LAW	<input type="checkbox"/> OTHER (Specify)		
<input type="checkbox"/> GRANDDAUGHTER	<input type="checkbox"/> SISTER-IN-LAW			
<input type="checkbox"/> GRANDCHILD	<input type="checkbox"/> ORPHAN			

FORM 10-637

1910 CENSUS INDEX - INDIVIDUAL

U. S. DEPARTMENT OF COMMERCE
BUREAU OF THE CENSUS

TEXAS

HEAD OF FAMILY		E.D.		SHEET	
Wade Otis W		4		122	
COLOR	AGE	BIRTHPLACE		VOL.	
W	39	MO		9	
COUNTY	CITY				
Bexar	San Antonio				
OTHER MEMBERS OF FAMILY					
NAME		RELATIONSHIP	AGE	BIRTHPLACE	
Maudie		W	35		
Thomas		S	17		
Eunice		D	11		
Rogers William		FL	76	Tenn	
F.					

FORM 10 636
1910 CENSUS INDEX - FAMILY

U. S. DEPARTMENT OF COMMERCE
BUREAU OF THE CENSUS

TEXAS

U 300		NAME OF INDIVIDUAL <i>White</i>		Other		E.D.	SHEET
COLOR <i>B</i>	AGE <i>3</i>	BIRTHPLACE				<i>26</i>	<i>7</i>
COUNTY				CITY		VOL. <i>21</i>	
		<i>Chambers</i>					
ENUMERATED WITH		<i>Mage William</i>					
RELATIONSHIP TO ABOVE.							
<input type="checkbox"/> SON	<input type="checkbox"/> NEPHEW	<input type="checkbox"/> STEPSON					
<input type="checkbox"/> DAUGHTER	<input type="checkbox"/> NIECE	<input type="checkbox"/> STEPDAUGHTER					
<input type="checkbox"/> BROTHER	<input type="checkbox"/> FATHER-IN-LAW	<input type="checkbox"/> COUSIN					
<input type="checkbox"/> SISTER	<input type="checkbox"/> MOTHER-IN-LAW	<input type="checkbox"/> HIRED MAN					
<input type="checkbox"/> FATHER	<input type="checkbox"/> SON-IN-LAW	<input type="checkbox"/> ROOMER					
<input type="checkbox"/> MOTHER	<input type="checkbox"/> DAUGHTER-IN-LAW	<input type="checkbox"/> SERVANT					
<input checked="" type="checkbox"/> GRANDSON	<input type="checkbox"/> BROTHER-IN-LAW	<input type="checkbox"/> OTHER (Specify)					
<input type="checkbox"/> GRANDDAUGHTER	<input type="checkbox"/> SISTER-IN-LAW						
<input type="checkbox"/> GRANDCHILD	<input type="checkbox"/> ORPHAN						

FORM 10 637

1910 CENSUS INDEX - INDIVIDUAL

U S DEPARTMENT OF COMMERCE
BUREAU OF THE CENSUS

TEXAS

W 300	NAME OF INDIVIDUAL. White Otis		E.D. 97	SHEET 180
COLOR W	AGE 12	BIRTHPLACE	VOL. 62	
COUNTY Grayson		CITY	Van Alstyne	
ENUMERATED WITH Henderson Pascal				
RELATIONSHIP TO ABOVE				
<input type="checkbox"/> SON	<input type="checkbox"/> NEPHEW	<input checked="" type="checkbox"/> STEPSON		
<input type="checkbox"/> DAUGHTER	<input type="checkbox"/> NIECE	<input type="checkbox"/> STEPDAUGHTER		
<input type="checkbox"/> BROTHER	<input type="checkbox"/> FATHER-IN-LAW	<input type="checkbox"/> COUSIN		
<input type="checkbox"/> SISTER	<input type="checkbox"/> MOTHER-IN-LAW	<input type="checkbox"/> HIRED MAN		
<input type="checkbox"/> FATHER	<input type="checkbox"/> SON-IN-LAW	<input type="checkbox"/> ROOMER		
<input type="checkbox"/> MOTHER	<input type="checkbox"/> DAUGHTER-IN-LAW	<input type="checkbox"/> SERVANT		
<input type="checkbox"/> GRANDSON	<input type="checkbox"/> BROTHER-IN-LAW	<input type="checkbox"/> OTHER (Specify)		
<input type="checkbox"/> GRANDDAUGHTER	<input type="checkbox"/> SISTER-IN-LAW			
<input type="checkbox"/> GRANDCHILD	<input type="checkbox"/> ORPHAN			

FORM 10-637
1910 CENSUS INDEX - INDIVIDUAL

U.S. DEPARTMENT OF COMMERCE
BUREAU OF THE CENSUS

TEXAS

W300		NAME OF INDIVIDUAL		E.D.	SHEET
Wood, Otho L				82	145
COLOR	AGE	BIRTHPLACE		VOL.	
B.	6			97	
COUNTY			CITY		
McLennan			Waco		
ENUMERATED WITH					
Chambers, Helen					
RELATIONSHIP TO ABOVE					
<input type="checkbox"/> SON	<input type="checkbox"/> NEPHEW	<input type="checkbox"/> STEPSON			
<input type="checkbox"/> DAUGHTER	<input type="checkbox"/> NIECE	<input type="checkbox"/> STEPDAUGHTER			
<input type="checkbox"/> BROTHER	<input type="checkbox"/> FATHER-IN-LAW	<input type="checkbox"/> COUSIN			
<input type="checkbox"/> SISTER	<input type="checkbox"/> MOTHER-IN-LAW	<input type="checkbox"/> HIRED MAN			
<input type="checkbox"/> FATHER	<input type="checkbox"/> SON-IN-LAW	<input type="checkbox"/> ROOMER			
<input type="checkbox"/> MOTHER	<input type="checkbox"/> DAUGHTER-IN-LAW	<input checked="" type="checkbox"/> SERVANT			
<input type="checkbox"/> GRANDSON	<input type="checkbox"/> BROTHER-IN-LAW	<input type="checkbox"/> OTHER (Specify)			
<input type="checkbox"/> GRANDDAUGHTER	<input type="checkbox"/> SISTER-IN-LAW				
<input type="checkbox"/> GRANDCHILD	<input type="checkbox"/> ORPHAN				

FORM 10-637
1910 CENSUS INDEX - INDIVIDUAL

U. S. DEPARTMENT OF COMMERCE
BUREAU OF THE CENSUS

TEXAS

60 370-	HEAD OF FAMILY White, Otha		E.D. 46	SHEET 320
COLOR B	AGE 25	BIRTHPLACE	VOL. 92	
COUNTY Lee	CITY			
OTHER MEMBERS OF FAMILY				
NAME		RELATIONSHIP	AGE	BIRTHPLACE
1. Klorn		Si	23	

FORM 10 636
1910 CENSUS INDEX - FAMILY

U. S. DEPARTMENT OF COMMERCE
BUREAU OF THE CENSUS

TEXAS

W 300	HEAD OF FAMILY		E.D.	SHEET
COLOR	AGE	BIRTHPLACE	52 196	
COUNTY	49	Fayette	VOL.	51
OTHER MEMBERS OF FAMILY				
NAME		RELATIONSHIP	AGE	BIRTHPLACE
Christina		10	49	Texas
Lyle		0	16	

FORM 10-636
1910 CENSUS INDEX - FAMILY

U. S. DEPARTMENT OF COMMERCE
BUREAU OF THE CENSUS

TEXAS

W 300		HEAD OF FAMILY		Wood Osten		E.D.	SHEET
COLOR	W	AGE	36	BIRTHPLACE	Okla Territory	74	3
COUNTY	Bexar			CITY		VOL.	12
OTHER MEMBERS OF FAMILY							
	NAME	RELATIONSHIP	AGE	BIRTHPLACE			
1-	Frank	B	27	Okla			

FORM 10-636
 1910 CENSUS INDEX - FAMILY

U. S. DEPARTMENT OF COMMERCE
 BUREAU OF THE CENSUS

- TEXAS

u300	HEAD OF FAMILY		Wade	Wade	E.D.	SHEET
COLOR	AGE	BIRTHPLACE			52	398
W	37	Calo			VOL.	85
COUNTY			Johnson	CITY		
OTHER MEMBERS OF FAMILY						
	NAME	RELATIONSHIP	AGE	BIRTHPLACE		
-	Benson	D	12			
	Anna	D	10			
	Lucy	D	6			

FORM 10 636
1910 CENSUS INDEX - FAMILY

U.S. DEPARTMENT OF COMMERCE
BUREAU OF THE CENSUS

TEXAS

W 3 rd	HEAD OF FAMILY		Wood Oscar W.	E.D.	SHEET
COLOR	W	AGE	23	BIRTHPLACE	
COUNTY	Limestone		CITY	VOL.	94
OTHER MEMBERS OF FAMILY					
	NAME	RELATIONSHIP	AGE	BIRTHPLACE	
	Elva	W	27		
	Calvin O	S	2		

FORM 10.636
1910 CENSUS INDEX - FAMILY

U.S. DEPARTMENT OF COMMERCE
BUREAU OF THE CENSUS

TEXAS

W 3-00	NAME OF INDIVIDUAL White Oscar J.		E.D. 56	SHEET 140
COLOR W	AGE 17	BIRTHPLACE	VOL. 121	
COUNTY	Rusk		CITY	
ENUMERATED WITH Holland, Thomas J.				
RELATIONSHIP TO ABOVE				
<input type="checkbox"/> SON	<input type="checkbox"/> NEPHEW	<input type="checkbox"/> STEPSON		
<input type="checkbox"/> DAUGHTER	<input type="checkbox"/> NIECE	<input type="checkbox"/> STEPDAUGHTER		
<input type="checkbox"/> BROTHER	<input type="checkbox"/> FATHER-IN-LAW	<input type="checkbox"/> COUSIN		
<input type="checkbox"/> SISTER	<input type="checkbox"/> MOTHER-IN-LAW	<input type="checkbox"/> HIRED MAN		
<input type="checkbox"/> FATHER	<input type="checkbox"/> SON-IN-LAW	<input type="checkbox"/> ROOMER		
<input type="checkbox"/> MOTHER	<input type="checkbox"/> DAUGHTER-IN-LAW	<input checked="" type="checkbox"/> SERVANT		
<input type="checkbox"/> GRANDSON	<input type="checkbox"/> BROTHER-IN-LAW	<input type="checkbox"/> OTHER (Specify)		
<input type="checkbox"/> GRANDDAUGHTER	<input type="checkbox"/> SISTER-IN-LAW			
<input type="checkbox"/> GRANDCHILD	<input type="checkbox"/> ORPHAN			

FORM 10-637
1910 CENSUS INDEX - INDIVIDUAL

U. S. DEPARTMENT OF COMMERCE
BUREAU OF THE CENSUS

TEXAS

11300	NAME OF INDIVIDUAL <i>White Oscar R</i>		E.D. 15	SHEET 11
COLOR <i>W</i>	AGE <i>22</i>	BIRTHPLACE -	VOL. 3	
COUNTY	<i>Austin</i>	CITY		
ENUMERATED WITH -				
RELATIONSHIP TO ABOVE <i>Hamburger J Fred</i>				
<input type="checkbox"/> SON	<input type="checkbox"/> NEPHEW	<input type="checkbox"/> STEPSON		
<input type="checkbox"/> DAUGHTER	<input type="checkbox"/> NIECE	<input type="checkbox"/> STEPDAUGHTER		
<input type="checkbox"/> BROTHER	<input type="checkbox"/> FATHER-IN-LAW	<input type="checkbox"/> COUSIN		
<input type="checkbox"/> SISTER	<input type="checkbox"/> MOTHER-IN-LAW	<input type="checkbox"/> HIRED MAN		
<input type="checkbox"/> FATHER	<input type="checkbox"/> SON-IN-LAW	<input checked="" type="checkbox"/> ROOMER		
<input type="checkbox"/> MOTHER	<input type="checkbox"/> DAUGHTER-IN-LAW	<input type="checkbox"/> SERVANT		
<input type="checkbox"/> GRANDSON	<input type="checkbox"/> BROTHER-IN-LAW	<input type="checkbox"/> OTHER (Specify)		
<input type="checkbox"/> GRANDDAUGHTER	<input type="checkbox"/> SISTER-IN-LAW			
<input type="checkbox"/> GRANDCHILD	<input type="checkbox"/> ORPHAN			

FORM 10-637
1910 CENSUS INDEX - INDIVIDUAL

U.S. DEPARTMENT OF COMMERCE
BUREAU OF THE CENSUS

TEXAS

W350	HEAD OF FAMILY		Willa Baker	E.D.	SHEET
COLOR	AGE	BIRTHPLACE		VOL.	
W	34	Iowa		28	
COUNTY			CITY		
Tarrant			Fort Worth		
OTHER MEMBERS OF FAMILY					
	NAME	RELATIONSHIP	AGE	BIRTHPLACE	
	John	W	28	Iowa	
	Jack	S	6		
	Sarah	M	3		

FORM 10-636
1910 CENSUS INDEX - FAMILY

U.S. DEPARTMENT OF COMMERCE
BUREAU OF THE CENSUS

TEXAS

11300		NAME OF INDIVIDUAL <i>Wyatt Oscar P</i>		E.D. 104	SHEET 281
COLOR <i>W</i>	AGE <i>18</i>	BIRTHPLACE		VOL. 140	
COUNTY <i>P</i>		City <i>Van Zandt</i>			
ENUMERATED WITH <i>Sanders Joseph L.</i>					
RELATIONSHIP TO ABOVE					
<input type="checkbox"/> SON	<input type="checkbox"/> NEPHEW	<input checked="" type="checkbox"/> STEPSON			
<input type="checkbox"/> DAUGHTER	<input type="checkbox"/> NIECE	<input type="checkbox"/> STEPDAUGHTER			
<input type="checkbox"/> BROTHER	<input type="checkbox"/> FATHER-IN-LAW	<input type="checkbox"/> COUSIN			
<input type="checkbox"/> SISTER	<input type="checkbox"/> MOTHER-IN-LAW	<input type="checkbox"/> HIRED MAN			
<input type="checkbox"/> FATHER	<input type="checkbox"/> SON-IN-LAW	<input type="checkbox"/> ROOMER			
<input type="checkbox"/> MOTHER	<input type="checkbox"/> DAUGHTER-IN-LAW	<input type="checkbox"/> SERVANT			
<input type="checkbox"/> GRANDSON	<input type="checkbox"/> BROTHER-IN-LAW	<input type="checkbox"/> OTHER (Specify)			
<input type="checkbox"/> GRANDDAUGHTER	<input type="checkbox"/> SISTER-IN-LAW				
<input type="checkbox"/> GRANDCHILD	<input type="checkbox"/> ORPHAN				

FORM 8C-627 (5-5-67)
FORMERLY 10-637

U.S. DEPARTMENT OF COMMERCE
BUREAU OF THE CENSUS

1910 CENSUS INDEX - INDIVIDUAL

TEXAS

W 300	HEAD OF FAMILY <i>White, Oscar M.</i>		E.D.	SHEET
COLOR <i>W</i>	AGE <i>24</i>	BIRTHPLACE	VOL. <i>25-</i>	<i>134 10</i>
COUNTY	CITY <i>Coleman</i>			
OTHER MEMBERS OF FAMILY				
	NAME	RELATIONSHIP	AGE	BIRTHPLACE
	<i>Alma</i>	<i>W</i>	<i>93</i>	
	<i>Wren</i>	<i>S</i>	<i>2</i>	

FORM 10-636
1910 CENSUS INDEX - FAMILY

U.S. DEPARTMENT OF COMMERCE
BUREAU OF THE CENSUS

TEXAS

WBCU		HEAD OF FAMILY		White, Oscar L.		E.D.	SHEET
COLOR	W	AGE	BIRTHPLACE		VOL.		
		29			140		
COUNTY	Van Zandt			CITY			
OTHER MEMBERS OF FAMILY							
	NAME	RELATIONSHIP	AGE	BIRTHPLACE			
	Mittie A.	W	21				
	Charles L.	S	6				
	Newburn H.	S	5				
	Asa J.	S	3				
	Alina	S	10/12				

FORM 10-636
1910 CENSUS INDEX - FAMILY

U.S. DEPARTMENT OF COMMERCE
BUREAU OF THE CENSUS

TEXAS

W 300	NAME OF INDIVIDUAL Wood, Oscar L		E.O. 73	SHEET 202
COLOR B	AGE 30	BIRTHPLACE		VOL. 90
COUNTY LAMAR		CITY		
ENUMERATED WITH Pussley, Fred				
RELATIONSHIP TO ABOVE				
<input type="checkbox"/> SON	<input type="checkbox"/> NEPHEW	<input type="checkbox"/> STEPSON		
<input type="checkbox"/> DAUGHTER	<input type="checkbox"/> NIECE	<input type="checkbox"/> STEPDAUGHTER		
<input type="checkbox"/> BROTHER	<input type="checkbox"/> FATHER-IN-LAW	<input type="checkbox"/> COUSIN		
<input type="checkbox"/> SISTER	<input type="checkbox"/> MOTHER-IN-LAW	<input checked="" type="checkbox"/> HIRED MAN		
<input type="checkbox"/> FATHER	<input type="checkbox"/> SON-IN-LAW	<input type="checkbox"/> ROOMER		
<input type="checkbox"/> MOTHER	<input checked="" type="checkbox"/> DAUGHTER-IN-LAW	<input type="checkbox"/> SERVANT		
<input type="checkbox"/> GRANDSON	<input type="checkbox"/> BROTHER-IN-LAW	<input type="checkbox"/> OTHER (Specify)		
<input type="checkbox"/> GRANDDAUGHTER	<input type="checkbox"/> SISTER-IN-LAW			
<input type="checkbox"/> GRANDCHILD	<input type="checkbox"/> ORPHAN			

FORM 10-637
1910 CENSUS INDEX - INDIVIDUAL

U. S. DEPARTMENT OF COMMERCE
BUREAU OF THE CENSUS

TEXAS

W300		NAME OF INDIVIDUAL Wyatt, Oscar K		E.D. 115	SHEET 193
COLOR W	AGE 21	BIRTHPLACE		VOL. 140	
COUNTY Van Zandt		CITY			
ENUMERATED WITH Wenson, Tom					
RELATIONSHIP TO ABOVE					
<input type="checkbox"/> SON	<input type="checkbox"/> NEPHEW	<input type="checkbox"/> STEPSON			
<input type="checkbox"/> DAUGHTER	<input type="checkbox"/> NIECE	<input type="checkbox"/> STEPDAUGHTER			
<input type="checkbox"/> BROTHER	<input type="checkbox"/> FATHER-IN-LAW	<input type="checkbox"/> COUSIN			
<input type="checkbox"/> SISTER	<input type="checkbox"/> MOTHER-IN-LAW	<input type="checkbox"/> HIRED MAN			
<input type="checkbox"/> FATHER	<input type="checkbox"/> SON-IN-LAW	<input type="checkbox"/> ROOMER			
<input type="checkbox"/> MOTHER	<input type="checkbox"/> DAUGHTER-IN-LAW	<input type="checkbox"/> SERVANT			
<input type="checkbox"/> GRANDSON	<input type="checkbox"/> BROTHER-IN-LAW	<input checked="" type="checkbox"/> OTHER (Specify)			
<input type="checkbox"/> GRANDDAUGHTER	<input type="checkbox"/> SISTER-IN-LAW	<i>not reported</i>			
<input type="checkbox"/> GRANDCHILD	<input type="checkbox"/> ORPHAN				

FORM BC-627 (8-5-67)
FORMERLY 10-687

U.S. DEPARTMENT OF COMMERCE
BUREAU OF THE CENSUS

1910 CENSUS INDEX - INDIVIDUAL

TEXAS

11300		HEAD OF FAMILY		White		E.D.		SHEET	
122		128		Coca J					
COLOR	W	AGE	46	BIRTHPLACE	La	VOL.		128	
COUNTY	Tarrant			CITY		Fort Worth			
OTHER MEMBERS OF FAMILY									
NAME		RELATIONSHIP	AGE	BIRTHPLACE					
Eva		W	41	Ala					
Viand C.		S	14						
Ellison M.		S	12						
Robert		S	9						
Lora C.		D	4						
Morrie Evaline C.		M L	80	Kan					
Lora		S L	39	Ala					

FORM 10 636
1910 CENSUS INDEX - FAMILY

U. S. DEPARTMENT OF COMMERCE
BUREAU OF THE CENSUS

TEXAS

W300		NAME OF INDIVIDUAL		Witty Oscar B		E.D.	SHEET
COLOR		AGE	BIRTHPLACE		VOL.		
W		26	McLennan		97		
COUNTY				CITY			
-				-			
ENUMERATED WITH		Witty Bernice J					
-		-					
RELATIONSHIP TO ABOVE							
<input type="checkbox"/> SON	<input type="checkbox"/> NEPHEW	<input type="checkbox"/> STEPSON					
<input type="checkbox"/> DAUGHTER	<input type="checkbox"/> NIECE	<input type="checkbox"/> STEPDAUGHTER					
<input type="checkbox"/> BROTHER	<input type="checkbox"/> FATHER-IN-LAW	<input type="checkbox"/> COUSIN					
<input type="checkbox"/> SISTER	<input type="checkbox"/> MOTHER-IN-LAW	<input type="checkbox"/> HIRED MAN					
<input type="checkbox"/> FATHER	<input type="checkbox"/> SON-IN-LAW	<input type="checkbox"/> ROOMER					
<input type="checkbox"/> MOTHER	<input type="checkbox"/> DAUGHTER-IN-LAW	<input type="checkbox"/> SERVANT					
<input type="checkbox"/> GRANDSON	<input type="checkbox"/> BROTHER-IN-LAW	<input type="checkbox"/> OTHER (Specify)					
<input type="checkbox"/> GRANDDAUGHTER	<input type="checkbox"/> SISTER-IN-LAW						
<input type="checkbox"/> GRANDCHILD	<input type="checkbox"/> ORPHAN						

FORM 10-637
1910 CENSUS INDEX - INDIVIDUAL

U. S. DEPARTMENT OF COMMERCE
BUREAU OF THE CENSUS

TEXAS

W300	HEAD OF FAMILY		E.O.	SHEET
	Wood (Wood) B.		130	64
COLOR	AGE	BIRTHPLACE	VOL.	
W	39		86	
COUNTY	CITY			
Jones	Orphan			
OTHER MEMBERS OF FAMILY				
	NAME	RELATIONSHIP	AGE	BIRTHPLACE
+	Ann E.	W	38	
-	Mary E.	D	16	
+	J. Boyd	S	4	
	O. B. Jr.	S	1	

FORM 10 636
1910 CENSUS INDEX - FAMILY

U. S. DEPARTMENT OF COMMERCE
BUREAU OF THE CENSUS

TEXAS

W 300	HEAD OF FAMILY Wade Oscar A		E.D. 33	SHEET 309
COLOR W	AGE 55	BIRTHPLACE Ky	VOL. 42	
COUNTY Fannin		CITY		
OTHER MEMBERS OF FAMILY				
NAME		RELATIONSHIP	AGE	BIRTHPLACE
Mary F		W	55	Ky

FORM 10 838
1910 CENSUS INDEX - FAMILY

U.S. DEPARTMENT OF COMMERCE
BUREAU OF THE CENSUS

TEXAS

HEAD OF FAMILY		E.O.	SHEET
300	White	157	299
COLOR	AGE	BIRTHPLACE	
W	38	VOL. 144	
COUNTY		CITY	
Wilson			
OTHER MEMBERS OF FAMILY			
NAME	RELATIONSHIP	AGE	BIRTHPLACE
Wince (W)	W	33	
Ester	S	14	
Ralph	S	11	
Wilbur	S	8	
Alton	S	4	
Ruth	D	17	

FORM 10 636
1910 CENSUS INDEX - FAMILY

U.S. DEPARTMENT OF COMMERCE
BUREAU OF THE CENSUS

TEXAS

W 300		NAME OF INDIVIDUAL <i>White Oscar</i>		E.O. 62	SHEET 106
COLOR <i>B</i>	AGE <i>30</i>	BIRTHPLACE		VOL. <i>81</i>	
COUNTY <i>Asper</i>			CITY		
ENUMERATED WITH <i>Cooper Antny</i>					
RELATIONSHIP TO ABOVE					
<input type="checkbox"/> SON	<input type="checkbox"/> NEPHEW	<input type="checkbox"/> STEPSON			
<input type="checkbox"/> DAUGHTER	<input type="checkbox"/> NIECE	<input type="checkbox"/> STEPDAUGHTER			
<input type="checkbox"/> BROTHER	<input type="checkbox"/> FATHER-IN-LAW	<input type="checkbox"/> COUSIN			
<input type="checkbox"/> SISTER	<input type="checkbox"/> MOTHER-IN-LAW	<input type="checkbox"/> HIRED MAN			
<input type="checkbox"/> FATHER	<input type="checkbox"/> SON-IN-LAW	<input type="checkbox"/> ROOMER			
<input type="checkbox"/> MOTHER	<input type="checkbox"/> DAUGHTER-IN-LAW	<input type="checkbox"/> SERVANT			
<input type="checkbox"/> GRANDSON	<input type="checkbox"/> BROTHER-IN-LAW	<input checked="" type="checkbox"/> OTHER (Specify)			
<input type="checkbox"/> GRANDDAUGHTER	<input type="checkbox"/> SISTER-IN-LAW	<i>Pa</i>			
<input type="checkbox"/> GRANDCHILD	<input type="checkbox"/> ORPHAN				

FORM 10-637
1910 CENSUS INDEX - INDIVIDUAL

U.S. DEPARTMENT OF COMMERCE
BUREAU OF THE CENSUS

OTHER MEMBERS OF FAMILY

NAME	RELATIONSHIP	AGE	BIRTHPLACE
1 / Elvis P	S 2	28	
1 / Elvis P Jr	H 8	12	

TEXAS

W 300	HEAD OF FAMILY White Oscar		E.D. 91	SHEET 109
COLOR B	AGE 48	BIRTHPLACE	VOL. 97	
COUNTY McLennan		CITY Waco		
OTHER MEMBERS OF FAMILY				
NAME		RELATIONSHIP	AGE	BIRTHPLACE
Belle		W	45	
Sam		S	19	
Nettie M		D	17	
Murphy		S	13	
Lambert		S	11	
Oscar Jr		S	9	
Merida Willie		D	22	

FORM 10-636A

1910 CENSUS INDEX - INDIVIDUAL

U.S. DEPARTMENT OF COMMERCE
BUREAU OF THE CENSUS

TEXAS

HW 300		NAME OF INDIVIDUAL <i>Wood, Oscar</i>		E.D. <i>133</i>	SHEET <i>44</i>
COLOR <i>W</i>	AGE <i>7</i>	BIRTHPLACE <i>La</i>		VOL. <i>119</i>	
COUNTY <i>Sabine</i>			CITY		
ENUMERATED WITH <i>Rogers, William D</i>					
RELATIONSHIP TO ABOVE					
<input type="checkbox"/> SON	<input type="checkbox"/> NEPHEW	<input type="checkbox"/> STEPSON			
<input type="checkbox"/> DAUGHTER	<input type="checkbox"/> NIECE	<input type="checkbox"/> STEPDAUGHTER			
<input type="checkbox"/> BROTHER	<input type="checkbox"/> FATHER-IN-LAW	<input type="checkbox"/> COUSIN			
<input type="checkbox"/> SISTER	<input type="checkbox"/> MOTHER-IN-LAW	<input type="checkbox"/> HIRED MAN			
<input type="checkbox"/> FATHER	<input type="checkbox"/> SON-IN-LAW	<input type="checkbox"/> ROOMER			
<input type="checkbox"/> MOTHER	<input type="checkbox"/> DAUGHTER-IN-LAW	<input type="checkbox"/> SERVANT			
<input checked="" type="checkbox"/> GRANDSON	<input type="checkbox"/> BROTHER-IN-LAW	<input type="checkbox"/> OTHER (Specify)			
<input type="checkbox"/> GRANDDAUGHTER	<input type="checkbox"/> SISTER-IN-LAW				
<input type="checkbox"/> GRANDCHILD	<input type="checkbox"/> ORPHAN				

FORM 10-637
1910 CENSUS INDEX - INDIVIDUAL

U.S. DEPARTMENT OF COMMERCE
BUREAU OF THE CENSUS

TEXAS

W 300	NAME OF INDIVIDUAL Wood, Oscar		E. D. 133	SHEET 44
COLOR W	AGE 12	BIRTHPLACE La	VOL. 119	
COUNTY Sabine		CITY		
ENUMERATED WITH. Rogers, William D.				
RELATIONSHIP TO ABOVE				
<input type="checkbox"/> SON	<input type="checkbox"/> NEPHEW	<input type="checkbox"/> STEPSON		
<input type="checkbox"/> DAUGHTER	<input type="checkbox"/> NIECE	<input type="checkbox"/> STEPDAUGHTER		
<input type="checkbox"/> BROTHER	<input type="checkbox"/> FATHER-IN-LAW	<input type="checkbox"/> COUSIN		
<input type="checkbox"/> SISTER	<input type="checkbox"/> MOTHER-IN-LAW	<input checked="" type="checkbox"/> HIRED MAN		
<input type="checkbox"/> FATHER	<input type="checkbox"/> SON-IN-LAW	<input type="checkbox"/> ROOMER		
<input type="checkbox"/> MOTHER	<input type="checkbox"/> DAUGHTER-IN-LAW	<input type="checkbox"/> SERVANT		
<input checked="" type="checkbox"/> GRANDSON	<input type="checkbox"/> BROTHER-IN-LAW	<input type="checkbox"/> OTHER (Specify)		
<input type="checkbox"/> GRANDDAUGHTER	<input type="checkbox"/> SISTER-IN-LAW			
<input type="checkbox"/> GRANDCHILD	<input type="checkbox"/> ORPHAN			

FORM 10-637
1910 CENSUS INDEX - INDIVIDUAL

U.S. DEPARTMENT OF COMMERCE
BUREAU OF THE CENSUS

TEXAS

HEAD OF FAMILY		E.D.	SHEET
Walter Oscar		198	164
COLOR	AGE	BIRTHPLACE	
W	40	VOL. 116	
COUNTY		CITY	
Refugio			
OTHER MEMBERS OF FAMILY			
NAME		RELATIONSHIP	AGE
1 Jeneria		W	43

FORM 10-63
 1910 CENSUS INDEX - FAMILY

U. S. DEPARTMENT OF COMMERCE
 BUREAU OF THE CENSUS

TEXAS

300		NAME OF INDIVIDUAL White Oscar		E.D. 138	SHEET 254
COLOR W	AGE 41	BIRTHPLACE		VOL. 135	
COUNTY			CITY		
ENUMERATED WITH Titus Gorsky Joe 7					
RELATIONSHIP TO ABOVE					
<input type="checkbox"/> SON	<input type="checkbox"/> NEPHEW	<input type="checkbox"/> STEPSON			
<input type="checkbox"/> DAUGHTER	<input type="checkbox"/> NIECE	<input type="checkbox"/> STEPDAUGHTER			
<input type="checkbox"/> BROTHER	<input type="checkbox"/> FATHER-IN-LAW	<input type="checkbox"/> COUSIN			
<input type="checkbox"/> SISTER	<input type="checkbox"/> MOTHER-IN-LAW	<input type="checkbox"/> HIRED MAN			
<input type="checkbox"/> FATHER	<input type="checkbox"/> SON-IN-LAW	<input type="checkbox"/> ROOMER			
<input type="checkbox"/> MOTHER	<input type="checkbox"/> DAUGHTER-IN-LAW	<input type="checkbox"/> SERVANT			
<input type="checkbox"/> GRANDSON	<input type="checkbox"/> BROTHER-IN-LAW	<input checked="" type="checkbox"/> OTHER (Specify)			
<input type="checkbox"/> GRANDDAUGHTER	<input type="checkbox"/> SISTER-IN-LAW	<input type="checkbox"/>			
<input type="checkbox"/> GRANDCHILD	<input type="checkbox"/> ORPHAN	<input type="checkbox"/>			

FORM BC-627 (8-8-67)
FORMERLY 10-637

U.S. DEPARTMENT OF COMMERCE
BUREAU OF THE CENSUS

1910 CENSUS INDEX - INDIVIDUAL

TEXAS

W 300		HEAD OF FAMILY		Whitney Oscar		E.D.	SHEET
COLOR	W	AGE	42	BIRTHPLACE		123	497
COUNTY				CITY		VOL	
Hunt						80	
OTHER MEMBERS OF FAMILY							
NAME		RELATIONSHIP	AGE	BIRTHPLACE			
1. Matter		W	38				

FORM 10 636
1910 CENSUS INDEX - FAMILY

U. S. DEPARTMENT OF COMMERCE
BUREAU OF THE CENSUS

TEXAS

-W-300		HEAD OF FAMILY		Weed O. ...		E.D.	SHEET
COLOR	W.	AGE	29	BIRTHPLACE		50	53A
COUNTY	Eastland			CITY		VOL.	111
OTHER MEMBERS OF FAMILY							
NAME		RELATIONSHIP	AGE	BIRTHPLACE			
Weed O.		W	24				
- Ferguson J		S	4				
- F. ...		D	9/12				

FORM 10-636

1970 CENSUS INDEX - FAMILY

U.S. DEPARTMENT OF COMMERCE
BUREAU OF THE CENSUS

TEXAS

W305	HEAD OF FAMILY		White Oscar	E.D.	SHEET
COLOR	AGE	BIRTHPLACE		VOL.	
W	66	Ohio		127	
COUNTY	Tarrant		CITY		
OTHER MEMBERS OF FAMILY					
NAME		RELATIONSHIP	AGE	BIRTHPLACE	
Catharine		D	36		
John D		B	60	Ohio	

FORM 10 636
1910 CENSUS INDEX - FAMILY

U. S. DEPARTMENT OF COMMERCE
BUREAU OF THE CENSUS

TEXAS

W300	NAME OF INDIVIDUAL <i>Watt Oscar</i>		E.D. 110	SHEET 255
COLOR <i>W</i>	AGE 27	BIRTHPLACE	VOL. 128	
COUNTY		CITY <i>Fort Worth</i>		
ENUMERATED WITH <i>Jarris Luggie</i>				
RELATIONSHIP TO ABOVE				
<input type="checkbox"/> SON	<input type="checkbox"/> NEPHEW	<input type="checkbox"/> STEPSON		
<input type="checkbox"/> DAUGHTER	<input type="checkbox"/> NIECE	<input type="checkbox"/> STEPDAUGHTER		
<input type="checkbox"/> BROTHER	<input type="checkbox"/> FATHER-IN-LAW	<input type="checkbox"/> COUSIN		
<input type="checkbox"/> SISTER	<input type="checkbox"/> MOTHER-IN-LAW	<input type="checkbox"/> HIRED MAN		
<input type="checkbox"/> FATHER	<input type="checkbox"/> SON-IN-LAW	<input type="checkbox"/> ROOMER		
<input type="checkbox"/> MOTHER	<input type="checkbox"/> DAUGHTER-IN-LAW	<input type="checkbox"/> SERVANT		
<input type="checkbox"/> GRANDSON	<input type="checkbox"/> BROTHER-IN-LAW	<input type="checkbox"/> OTHER (<i>Specify</i>)		
<input type="checkbox"/> GRANDDAUGHTER	<input type="checkbox"/> SISTER-IN-LAW			
<input type="checkbox"/> GRANDCHILD	<input type="checkbox"/> ORPHAN			

FORM 10-637
1910 CENSUS INDEX - INDIVIDUAL

U. S. DEPARTMENT OF COMMERCE
BUREAU OF THE CENSUS

TEXAS

W 500		NAME OF INDIVIDUAL		E.D.	SHEET
W		Matt Oscar Jr.		110	258
COLOR	AGE	BIRTHPLACE		VOL.	
	7			128	
COUNTY			CITY		
Tarrant			Fort Worth		
ENUMERATED WITH					
Farris Lizzie					
RELATIONSHIP TO ABOVE					
<input type="checkbox"/> SON	<input type="checkbox"/> NEPHEW	<input type="checkbox"/> STEPSON			
<input type="checkbox"/> DAUGHTER	<input type="checkbox"/> NIECE	<input type="checkbox"/> STEPDAUGHTER			
<input type="checkbox"/> BROTHER	<input type="checkbox"/> FATHER-IN-LAW	<input type="checkbox"/> COUSIN			
<input type="checkbox"/> SISTER	<input type="checkbox"/> MOTHER-IN-LAW	<input type="checkbox"/> HIRED MAN			
<input type="checkbox"/> FATHER	<input type="checkbox"/> SON-IN-LAW	<input checked="" type="checkbox"/> ROOMER			
<input type="checkbox"/> MOTHER	<input type="checkbox"/> DAUGHTER-IN-LAW	<input type="checkbox"/> SERVANT			
<input type="checkbox"/> GRANDSON	<input type="checkbox"/> BROTHER-IN-LAW	<input type="checkbox"/> OTHER (Specify)			
<input type="checkbox"/> GRANDDAUGHTER	<input type="checkbox"/> SISTER-IN-LAW				
<input type="checkbox"/> GRANDCHILD	<input type="checkbox"/> ORPHAN				

FORM 10 637
 1910 CENSUS INDEX - INDIVIDUAL

U. S. DEPARTMENT OF COMMERCE
 BUREAU OF THE CENSUS

TEXAS

W 302	HEAD OF FAMILY		Wood	Oscar	E.D.	SHEET
COLOR	AGE	BIRTHPLACE			100	118
W	25				VOL.	40
COUNTY			Donley	CITY		
OTHER MEMBERS OF FAMILY						
NAME		RELATIONSHIP	AGE	BIRTHPLACE		
Adm		W	26			
Albert O		S	6			
James P		S	4			
Oscar L		S	2			

FORM 10-636
1910 CENSUS INDEX - FAMILY

U. S. DEPARTMENT OF COMMERCE
BUREAU OF THE CENSUS

TEXAS

W300		NAME OF INDIVIDUAL Wood Oscar		E.O. 71	SHEET 51
COLOR B	AGE 28	BIRTHPLACE		VOL. 137	
COUNTY Travis		CITY Austin			
ENUMERATED WITH Wooten, Joe S.					
RELATIONSHIP TO ABOVE					
<input type="checkbox"/> SON	<input type="checkbox"/> NEPHEW	<input type="checkbox"/> STEPSON			
<input type="checkbox"/> DAUGHTER	<input type="checkbox"/> NIECE	<input type="checkbox"/> STEPDAUGHTER			
<input type="checkbox"/> BROTHER	<input type="checkbox"/> FATHER-IN-LAW	<input type="checkbox"/> COUSIN			
<input type="checkbox"/> SISTER	<input type="checkbox"/> MOTHER-IN-LAW	<input type="checkbox"/> HIRED MAN			
<input type="checkbox"/> FATHER	<input type="checkbox"/> SON-IN-LAW	<input type="checkbox"/> ROOMER			
<input type="checkbox"/> MOTHER	<input type="checkbox"/> DAUGHTER-IN-LAW	<input checked="" type="checkbox"/> SERVANT			
<input type="checkbox"/> GRANDSON	<input type="checkbox"/> BROTHER-IN-LAW	<input type="checkbox"/> OTHER (Specify)			
<input type="checkbox"/> GRANDDAUGHTER	<input type="checkbox"/> SISTER-IN-LAW				
<input type="checkbox"/> GRANDCHILD	<input type="checkbox"/> ORPHAN				

FORM 10-637

1910 CENSUS INDEX - INDIVIDUAL

U. S. DEPARTMENT OF COMMERCE
BUREAU OF THE CENSUS

TEXAS

10340		HEAD OF FAMILY		E.D.	SHEET
COLOR	AGE	BIRTHPLACE		121	291
	41			VOL.	140
COUNTY			Van Zandt	CITY	
OTHER MEMBERS OF FAMILY					
NAME		RELATIONSHIP	AGE	BIRTHPLACE	
James		H	35		
William		S	14		
Thomas		S	11		
James B.		B	5		
Dennis		B	1		

FORM 10-636

1910 CENSUS INDEX - FAMILY

U. S. DEPARTMENT OF COMMERCE
BUREAU OF THE CENSUS

TEXAS

W300	HEAD OF FAMILY		E.D.	SHEET
	Wade, Oscar		14	12
COLOR	AGE	BIRTHPLACE	VOL.	
W	3		16	
COUNTY		CITY		
Callahan				
OTHER MEMBERS OF FAMILY				
NAME		RELATIONSHIP	AGE	BIRTHPLACE
Living alone				

FORM 10-636

1910 CENSUS INDEX - FAMILY

U. S. DEPARTMENT OF COMMERCE
BUREAU OF THE CENSUS

TEXAS

12500		HEAD OF FAMILY		E.D.	SHEET
		White, Mason		28	75
COLOR	AGE	BIRTHPLACE		VOL.	
W	31			65	
COUNTY			CITY		
Hardin					
OTHER MEMBERS OF FAMILY					
NAME		RELATIONSHIP	AGE	BIRTHPLACE	
1 Mrs. Mattie		W	31	Mo	

FORM 10 636
 1910 CENSUS INDEX - FAMILY

U. S. DEPARTMENT OF COMMERCE
 BUREAU OF THE CENSUS

TEXAS

W300	HEAD OF FAMILY Whites Oscar		E.D.	SHEET
COLOR W	AGE 31	BIRTHPLACE	VOL.	14
COUNTY Bosque		CITY		
OTHER MEMBERS OF FAMILY				
NAME		RELATION- SHIP	AGE	BIRTHPLACE
Lizzie		W	31	Tenn.
Edmo		S	8	
George		S	6	
Allen		S	3	
Otto		S	1/2	

FORM 10-636
1910 CENSUS INDEX - FAMILY

U.S. DEPARTMENT OF COMMERCE
BUREAU OF THE CENSUS

TEXAS

11300		HEAD OF FAMILY		Wood Oscar		E.D.	SHEET
COLOR	AGE	BIRTHPLACE		69		4	
W	23			VOL.	12		
COUNTY			Bexar		CITY		
OTHER MEMBERS OF FAMILY							
NAME		RELATIONSHIP	AGE	BIRTHPLACE			
Edna		W	19				
Rubie		D	4/12				

FORM 10-636
1910 CENSUS INDEX - FAMILY

U.S. DEPARTMENT OF COMMERCE
BUREAU OF THE CENSUS

TEXAS

W 300		NAME OF INDIVIDUAL <i>White Oscar</i>		E.D.	SHEET
COLOR <i>W</i>	AGE <i>25</i>	BIRTHPLACE		<i>90</i>	<i>15</i>
COUNTY Denton		CITY <i>40</i>			
ENUMERATED WITH <i>Kestner George</i>					
RELATIONSHIP TO ABOVE					
<input type="checkbox"/> SON	<input type="checkbox"/> NEPHEW	<input type="checkbox"/> STEPSON			
<input type="checkbox"/> DAUGHTER	<input type="checkbox"/> NIECE	<input type="checkbox"/> STEPDAUGHTER			
<input type="checkbox"/> BROTHER	<input type="checkbox"/> FATHER-IN-LAW	<input type="checkbox"/> COUSIN			
<input type="checkbox"/> SISTER	<input type="checkbox"/> MOTHER-IN-LAW	<input type="checkbox"/> HIRED MAN			
<input type="checkbox"/> FATHER	<input type="checkbox"/> SON-IN-LAW	<input type="checkbox"/> ROOMER			
<input type="checkbox"/> MOTHER	<input type="checkbox"/> DAUGHTER-IN-LAW	<input type="checkbox"/> SERVANT			
<input type="checkbox"/> GRANDSON	<input checked="" type="checkbox"/> BROTHER-IN-LAW	<input type="checkbox"/> OTHER (<i>Specify</i>)			
<input type="checkbox"/> GRANDDAUGHTER	<input type="checkbox"/> SISTER-IN-LAW				
<input type="checkbox"/> GRANDCHILD	<input type="checkbox"/> ORPHAN				

FORM 10-637
1910 CENSUS INDEX - INDIVIDUAL

U.S. DEPARTMENT OF COMMERCE
BUREAU OF THE CENSUS

TEXAS

W300	HEAD OF FAMILY Wood Ross		E.D. 77	SHEET 186
COLOR W	AGE 25	BIRTHPLACE Miss	VOL. 39	
COUNTY Denton		CITY		
OTHER MEMBERS OF FAMILY				
	NAME	RELATION- SHIP	AGE	BIRTHPLACE
	Flourance	W	19	
	Laura	D	2	

FORM 10-636
1910 CENSUS INDEX - FAMILY

U.S. DEPARTMENT OF COMMERCE
BUREAU OF THE CENSUS

TEXAS

W300	HEAD OF FAMILY		White, Oscar		E.D.	SHEET
COLOR	AGE	BIRTHPLACE			8	4
COUNTY	W	28	La		VOL.	
			Bell	CITY	7	
OTHER MEMBERS OF FAMILY						
#	NAME	RELATIONSHIP	AGE	BIRTHPLACE		
	Milda	w	28			
	Marshall J.	0	4			
	Harold	s	12			

FORM 10-636
1910 CENSUS INDEX - FAMILY

U.S. DEPARTMENT OF COMMERCE
BUREAU OF THE CENSUS

TEXAS

W300	HEAD OF FAMILY W. White		Liscan		E.D. 2	SHEET 3
COLOR W	AGE 34	BIRTHPLACE		VOL. 7		
COUNTY Bell		CITY				
OTHER MEMBERS OF FAMILY						
NAME		RELATION- SHIP	AGE	BIRTHPLACE		
Jessie		4	28			
Burrnell		D	14			
Mitchell		S	7			
Ntie		S	5			
Ethel		D	3			

FORM 10-636
1910 CENSUS INDEX - FAMILY

U.S. DEPARTMENT OF COMMERCE
BUREAU OF THE CENSUS

TEXAS

W 300		HEAD OF FAMILY		White Oscar		E.O.	SHEET
COLOR	W	AGE	25	BIRTHPLACE		VOL.	60
COUNTY				Grayson		CITY	
OTHER MEMBERS OF FAMILY							
NAME		RELATIONSHIP		AGE	BIRTHPLACE		
1 Ida		W		18			

FORM 10.636
1910 CENSUS INDEX - FAMILY

U. S. DEPARTMENT OF COMMERCE
BUREAU OF THE CENSUS

TEXAS

W 300		NAME OF INDIVIDUAL Wood Oscar		E.O. 19	SHEET 132
COLOR -B	AGE 13	BIRTHPLACE		VOL. 53	
COUNTY Fort Bend			CITY		
ENUMERATED WITH Wood Edward			9		
RELATIONSHIP TO ABOVE					
<input type="checkbox"/> SON	<input type="checkbox"/> NEPHEW	<input type="checkbox"/> STEPSON			
<input type="checkbox"/> DAUGHTER	<input type="checkbox"/> NIECE	<input type="checkbox"/> STEPDAUGHTER			
<input type="checkbox"/> BROTHER	<input type="checkbox"/> FATHER-IN-LAW	<input type="checkbox"/> COUSIN			
<input type="checkbox"/> SISTER	<input type="checkbox"/> MOTHER-IN-LAW	<input type="checkbox"/> HIRED MAN			
<input type="checkbox"/> FATHER	<input type="checkbox"/> SON-IN-LAW	<input type="checkbox"/> ROOMER			
<input type="checkbox"/> MOTHER	<input type="checkbox"/> DAUGHTER-IN-LAW	<input type="checkbox"/> SERVANT			
<input type="checkbox"/> GRANDSON	<input type="checkbox"/> BROTHER-IN-LAW	<input type="checkbox"/> OTHER (Specify) S			
<input type="checkbox"/> GRANDDAUGHTER	<input type="checkbox"/> SISTER-IN-LAW				
<input type="checkbox"/> GRANDCHILD	<input type="checkbox"/> ORPHAN				

FORM 10.637

1910 CENSUS INDEX - INDIVIDUAL

U.S. DEPARTMENT OF COMMERCE
BUREAU OF THE CENSUS

TEXAS

W300	NAME OF INDIVIDUAL <i>White, Oscar</i>		E.D. 89	SHEET 296
COLOR B	AGE 23	BIRTHPLACE	VOL. 91	
COUNTY Lamar		CITY		
ENUMERATED WITH <i>Woods, Jim</i>				
RELATIONSHIP TO ABOVE				
<input type="checkbox"/> SON	<input type="checkbox"/> NEPHEW	<input type="checkbox"/> STEPSON		
<input type="checkbox"/> DAUGHTER	<input type="checkbox"/> NIECE	<input type="checkbox"/> STEPDAUGHTER		
<input type="checkbox"/> BROTHER	<input type="checkbox"/> FATHER-IN-LAW	<input type="checkbox"/> COUSIN		
<input type="checkbox"/> SISTER	<input type="checkbox"/> MOTHER-IN-LAW	<input type="checkbox"/> HIRED MAN		
<input type="checkbox"/> FATHER	<input checked="" type="checkbox"/> SON-IN-LAW	<input type="checkbox"/> ROOMER		
<input type="checkbox"/> MOTHER	<input type="checkbox"/> DAUGHTER-IN-LAW	<input type="checkbox"/> SERVANT		
<input type="checkbox"/> GRANDSON	<input type="checkbox"/> BROTHER-IN-LAW	<input type="checkbox"/> OTHER (<i>Specify</i>)		
<input type="checkbox"/> GRANDDAUGHTER	<input type="checkbox"/> SISTER-IN-LAW			
<input type="checkbox"/> GRANDCHILD	<input type="checkbox"/> ORPHAN			

FORM 10-637
1910 CENSUS INDEX - INDIVIDUAL

U.S. DEPARTMENT OF COMMERCE
BUREAU OF THE CENSUS

TEXAS

W 300	NAME OF INDIVIDUAL <i>White, Oscar</i>		E.O. <i>9797</i>	SHEET <i>97</i>
COLOR <i>B</i>	AGE <i>9</i>	BIRTHPLACE	VOL. <i>68</i>	
COUNTY <i>Harris</i>		CITY		<i>Houston</i>
ENUMERATED WITH <i>Bess Ed</i>				
RELATIONSHIP TO ABOVE				
<input checked="" type="checkbox"/> SON	<input type="checkbox"/> NEPHEW	<input type="checkbox"/> STEPSON		
<input type="checkbox"/> DAUGHTER	<input type="checkbox"/> NIECE	<input type="checkbox"/> STEPDAUGHTER		
<input type="checkbox"/> BROTHER	<input type="checkbox"/> FATHER-IN-LAW	<input type="checkbox"/> COUSIN		
<input type="checkbox"/> SISTER	<input type="checkbox"/> MOTHER-IN-LAW	<input type="checkbox"/> HIRED MAN		
<input type="checkbox"/> FATHER	<input type="checkbox"/> SON-IN-LAW	<input type="checkbox"/> ROOMER		
<input type="checkbox"/> MOTHER	<input type="checkbox"/> DAUGHTER-IN-LAW	<input type="checkbox"/> SERVANT		
<input type="checkbox"/> GRANDSON	<input type="checkbox"/> BROTHER-IN-LAW	<input type="checkbox"/> OTHER (<i>Specify</i>)		
<input type="checkbox"/> GRANDDAUGHTER	<input type="checkbox"/> SISTER-IN-LAW			
<input type="checkbox"/> GRANDCHILD	<input type="checkbox"/> ORPHAN			

FORM 10-637
1910 CENSUS INDEX - INDIVIDUAL

U.S. DEPARTMENT OF COMMERCE
BUREAU OF THE CENSUS

TEXAS

W 300		NAME OF INDIVIDUAL Wood Orvella		E.D. 132	SHEET 26
COLOR B	AGE 8	BIRTHPLACE		VOL. 135	
COUNTY Titus			CITY		
ENUMERATED WITH Allen Albert					
RELATIONSHIP TO ABOVE					
<input type="checkbox"/> SON	<input type="checkbox"/> NEPHEW	<input type="checkbox"/> STEPSON			
<input type="checkbox"/> DAUGHTER	<input checked="" type="checkbox"/> Niece	<input type="checkbox"/> STEPDAUGHTER			
<input type="checkbox"/> BROTHER	<input type="checkbox"/> FATHER-IN-LAW	<input type="checkbox"/> COUSIN			
<input type="checkbox"/> SISTER	<input type="checkbox"/> MOTHER-IN-LAW	<input type="checkbox"/> HIRED MAN			
<input type="checkbox"/> FATHER	<input type="checkbox"/> SON-IN-LAW	<input type="checkbox"/> ROOMER			
<input type="checkbox"/> MOTHER	<input type="checkbox"/> DAUGHTER-IN-LAW	<input type="checkbox"/> SERVANT			
<input type="checkbox"/> GRANDSON	<input type="checkbox"/> BROTHER-IN-LAW	<input type="checkbox"/> OTHER (Specify)			
<input type="checkbox"/> GRANDDAUGHTER	<input type="checkbox"/> SISTER-IN-LAW				
<input type="checkbox"/> GRANDCHILD	<input type="checkbox"/> ORPHAN				

FORM BC-627 (9-8-67)
FORMERLY 10-637

1910 CENSUS INDEX - INDIVIDUAL

U. S. DEPARTMENT OF COMMERCE
BUREAU OF THE CENSUS

TEXAS

W 300	HEAD OF FAMILY		Wood	Arval T	E.D.	SHEET
	COLOR	AGE	BIRTHPLACE		VOL.	
	W	51			43	
COUNTY	Fannin			CITY		
OTHER MEMBERS OF FAMILY						
	NAME	RELATIONSHIP	AGE	BIRTHPLACE		
	Ellen E	W	41			
	Bertha M	D	17			
	Carl T	S	14			

FORM 10-636
1910 CENSUS INDEX - FAMILY

U.S. DEPARTMENT OF COMMERCE
BUREAU OF THE CENSUS

TEXAS

W 302	HEAD OF FAMILY <i>White</i>		<i>Alpha</i>	E.D. <i>08</i>	SHEET <i>119</i>
COLOR <i>W</i>	AGE <i>55</i>	BIRTHPLACE <i>Miss</i>		VOL. <i>110</i>	
COUNTY	<i>Robertson</i>		CITY <i>Garland</i>		
OTHER MEMBERS OF FAMILY					
	NAME	RELATIONSHIP	AGE	BIRTHPLACE	
<i>1</i>	<i>W 2</i>	<i>H</i>	<i>30</i>		
	<i>William Edward</i>	<i>son</i>	<i>16</i>		

FORM 10-636

1910 CENSUS INDEX - FAMILY

U.S. DEPARTMENT OF COMMERCE
BUREAU OF THE CENSUS

TEXAS

W300	NAME OF INDIVIDUAL White, Opha		E.D. 23	SHEET 279
COLOR W	AGE 62	BIRTHPLACE Tenn	VOL. 48	
COUNTY Erath		CITY		
ENUMERATED WITH Kanape, John A				
RELATIONSHIP TO ABOVE				
<input type="checkbox"/> SON	<input type="checkbox"/> NEPHEW	<input type="checkbox"/> STEPSON		
<input type="checkbox"/> DAUGHTER	<input type="checkbox"/> NIECE	<input type="checkbox"/> STEPDAUGHTER		
<input checked="" type="checkbox"/> BROTHER	<input type="checkbox"/> FATHER-IN-LAW	<input type="checkbox"/> COUSIN		
<input type="checkbox"/> SISTER	<input checked="" type="checkbox"/> MOTHER-IN-LAW	<input type="checkbox"/> HIRED MAN		
<input type="checkbox"/> FATHER	<input type="checkbox"/> SON-IN-LAW	<input type="checkbox"/> ROOMER		
<input type="checkbox"/> MOTHER	<input type="checkbox"/> DAUGHTER-IN-LAW	<input type="checkbox"/> SERVANT		
<input type="checkbox"/> GRANDSON	<input type="checkbox"/> BROTHER-IN-LAW	<input type="checkbox"/> OTHER (Specify)		
<input type="checkbox"/> GRANDDAUGHTER	<input type="checkbox"/> SISTER-IN-LAW			
<input type="checkbox"/> GRANDCHILD	<input type="checkbox"/> ORPHAN			

FORM 10-637

1910 CENSUS INDEX - INDIVIDUAL

U. S. DEPARTMENT OF COMMERCE
BUREAU OF THE CENSUS

TEXAS

W300		NAME OF INDIVIDUAL Wade Cro Belle		E.D. 85-	SHEET 200
COLOR B	AGE 6	BIRTHPLACE		VOL. 126	
COUNTY		Smith		CITY	
ENUMERATED WITH Calip Cobe					
RELATIONSHIP TO ABOVE					
<input type="checkbox"/> SON	<input type="checkbox"/> NEPHEW	<input type="checkbox"/> STEPSON			
<input type="checkbox"/> DAUGHTER	<input type="checkbox"/> NIECE	<input type="checkbox"/> STEPDAUGHTER			
<input type="checkbox"/> BROTHER	<input type="checkbox"/> FATHER-IN-LAW	<input type="checkbox"/> COUSIN			
<input type="checkbox"/> SISTER	<input type="checkbox"/> MOTHER-IN-LAW	<input type="checkbox"/> HIRED MAN			
<input type="checkbox"/> FATHER	<input type="checkbox"/> SON-IN-LAW	<input type="checkbox"/> ROOMER			
<input type="checkbox"/> MOTHER	<input type="checkbox"/> DAUGHTER-IN-LAW	<input type="checkbox"/> SERVANT			
<input type="checkbox"/> GRANDSON	<input type="checkbox"/> BROTHER-IN-LAW	<input type="checkbox"/> OTHER (Specify)			
<input type="checkbox"/> GRANDDAUGHTER	<input type="checkbox"/> SISTER-IN-LAW				
<input type="checkbox"/> GRANDCHILD	<input type="checkbox"/> ORPHAN				

FORM BC-627 (8-9-07)
FORMERLY 10-637

U.S. DEPARTMENT OF COMMERCE
BUREAU OF THE CENSUS

1910 CENSUS INDEX - INDIVIDUAL

TEXAS

W300		HEAD OF FAMILY		E.D.	SHEET
White		Carter		53	21
COLOR	AGE	BIRTHPLACE		VOL.	
W	26	Ky		102	
COUNTY	Milam		CITY		
			Cameron		
OTHER MEMBERS OF FAMILY					
NAME		RELATIONSHIP	AGE	BIRTHPLACE	
Wife		W	20		
Child		S	7		
Child		S	4		
Child		D	2		

FORM 10 636
 1910 CENSUS INDEX - FAMILY

U. S. DEPARTMENT OF COMMERCE
 BUREAU OF THE CENSUS

TEXAS

W 300	HEAD OF FAMILY W. Matt Orlan		E.D. 17	SHEET 84
COLOR -W	AGE 31	BIRTHPLACE Del	VOL. 53	
COUNTY -	Fort Bend		CITY	
OTHER MEMBERS OF FAMILY				
	NAME	RELATION- SHIP	AGE	BIRTHPLACE
	Eunice	W	23	Ky
	Paul	S	4	Ark
	Kindal	S	4	

W300		HEAD OF FAMILY		TEXAS	
COLOR	W	AGE	39	BIRTHPLACE	Arkansas
COUNTY	W	Taylor			CITY
				E.D.	276
				SHEET	37
				VOL.	133
OTHER MEMBERS OF FAMILY					
NAME	RELATIONSHIP	AGE	BIRTHPLACE		
Lucy	U	25			
Edwina	S	4			
Blenche	D	1 1/2			

FORM 10 636
1910 CENSUS INDEX - FAMILY

U. S. DEPARTMENT OF COMMERCE
BUREAU OF THE CENSUS

TEXAS

TEXAS

W300		HEAD OF FAMILY		E.D.	SHEET
Wyatt Orange		Orange		87	2
COLOR	AGE	BIRTHPLACE		VOL.	
3	44			104	
COUNTY	Polk		CITY		
OTHER MEMBERS OF FAMILY					
	NAME	RELATIONSHIP	AGE	BIRTHPLACE	
	Louisa	W	38		
	Alabama	D	19		
	Daniel	S	18		
	Minnie	D	15		
	Orange	S	13		
	Rosely	S	12		
	Eleon	S	10		

FORM 10-636A

1910 CENSUS INDEX - INDIVIDUAL

U.S. DEPARTMENT OF COMMERCE
BUREAU OF THE CENSUS

TEXAS

11300	HEAD OF FAMILY Wood Wilson		E.D. 173	SHEET 242
COLOR W	AGE 29	BIRTHPLACE Ind	VOL. 72	
COUNTY Howard	CITY			
OTHER MEMBERS OF FAMILY				
	NAME	RELATIONSHIP	AGE	BIRTHPLACE
I	Stella	W	26	Ind
	Joyce	S	6	Kan
	Walter	S	4	
	Gilman	S	2	
	Warrington	S		

FORM 10-636
1910 CENSUS INDEX - FAMILY

U. S. DEPARTMENT OF COMMERCE
BUREAU OF THE CENSUS

TEXAS

W 300	NAME OF INDIVIDUAL Wade, Oris		E.D. 224	SHEET 157
COLOR W	AGE 23	BIRTHPLACE	VOL. 116	
COUNTY Schleicher		CITY		
ENUMERATED WITH Brey, Bettie				
RELATIONSHIP TO ABOVE				
<input type="checkbox"/> SON	<input type="checkbox"/> NEPHEW	<input type="checkbox"/> STEPSON		
<input type="checkbox"/> DAUGHTER	<input type="checkbox"/> NIECE	<input type="checkbox"/> STEPDAUGHTER		
<input type="checkbox"/> BROTHER	<input type="checkbox"/> FATHER-IN-LAW	<input type="checkbox"/> COUSIN		
<input type="checkbox"/> SISTER	<input type="checkbox"/> MOTHER-IN-LAW	<input type="checkbox"/> HIRED MAN		
<input type="checkbox"/> FATHER	<input checked="" type="checkbox"/> SON-IN-LAW	<input type="checkbox"/> ROOMER		
<input type="checkbox"/> MOTHER	<input type="checkbox"/> DAUGHTER-IN-LAW	<input type="checkbox"/> SERVANT		
<input type="checkbox"/> GRANDSON	<input type="checkbox"/> BROTHER-IN-LAW	<input type="checkbox"/> OTHER (Specify)		
<input type="checkbox"/> GRANDDAUGHTER	<input type="checkbox"/> SISTER-IN-LAW			
<input type="checkbox"/> GRANDCHILD	<input type="checkbox"/> ORPHAN			

FORM 10-637 (2-19-62)

1910 CENSUS INDEX - INDIVIDUAL

U.S. DEPARTMENT OF COMMERCE
BUREAU OF THE CENSUS

* GPO : 1902 O-341423

TEXAS

W 300		NAME OF INDIVIDUAL W. Wyatt Ornela		E.D. 26	SHEET 27
COLOR W	AGE 19	BIRTHPLACE		VOL. 11	
COUNTY Bexar			CITY San Antonio		
ENUMERATED WITH Goodwin			L W		
RELATIONSHIP TO ABOVE					
<input type="checkbox"/> SON <input type="checkbox"/> DAUGHTER <input type="checkbox"/> BROTHER <input type="checkbox"/> SISTER <input type="checkbox"/> FATHER <input type="checkbox"/> MOTHER <input type="checkbox"/> GRANDSON <input type="checkbox"/> GRANDDAUGHTER <input type="checkbox"/> GRANDCHILD		<input type="checkbox"/> NEPHEW <input type="checkbox"/> NIECE <input type="checkbox"/> FATHER-IN-LAW <input type="checkbox"/> MOTHER-IN-LAW <input type="checkbox"/> SON-IN-LAW <input type="checkbox"/> DAUGHTER-IN-LAW <input type="checkbox"/> BROTHER-IN-LAW <input type="checkbox"/> SISTER-IN-LAW <input type="checkbox"/> ORPHAN		<input type="checkbox"/> STEPSON <input type="checkbox"/> STEPDAUGHTER <input type="checkbox"/> COUSIN <input type="checkbox"/> MIBED MAN <input checked="" type="checkbox"/> ROOMER <input type="checkbox"/> SERVANT <input type="checkbox"/> OTHER (Specify)	

FORM 10 637
1910 CENSUS INDEX - INDIVIDUAL

U. S. DEPARTMENT OF COMMERCE
BUREAU OF THE CENSUS

TEXAS

W 500	NAME OF INDIVIDUAL <i>White Oreta</i>		E. D.	SHEET
COLOR <i>W</i>	AGE <i>4</i>	BIRTHPLACE	<i>56</i>	<i>308</i>
COUNTY Hopkins		CITY	VOL. <i>1707</i>	
ENUMERATED WITH <i>Capps Amos L.</i>				
RELATIONSHIP TO ABOVE				
<input type="checkbox"/> SON	<input type="checkbox"/> NEPHEW	<input type="checkbox"/> STEPSON		
<input type="checkbox"/> DAUGHTER	<input type="checkbox"/> NIECE	<input checked="" type="checkbox"/> STEPDAUGHTER		
<input type="checkbox"/> BROTHER	<input type="checkbox"/> FATHER-IN-LAW	<input type="checkbox"/> COUSIN		
<input type="checkbox"/> SISTER	<input type="checkbox"/> MOTHER-IN-LAW	<input type="checkbox"/> HIRED MAN		
<input type="checkbox"/> FATHER	<input type="checkbox"/> SON-IN-LAW	<input type="checkbox"/> ROOMER		
<input type="checkbox"/> MOTHER	<input type="checkbox"/> DAUGHTER-IN-LAW	<input type="checkbox"/> SERVANT		
<input type="checkbox"/> GRANDSON	<input type="checkbox"/> BROTHER-IN-LAW	<input type="checkbox"/> OTHER (Specify)		
<input type="checkbox"/> GRANDDAUGHTER	<input type="checkbox"/> SISTER-IN-LAW			
<input type="checkbox"/> GRANDCHILD	<input type="checkbox"/> ORPHAN			

FORM 10 637
1910 CENSUS INDEX - INDIVIDUAL

U. S. DEPARTMENT OF COMMERCE
BUREAU OF THE CENSUS

TEXAS

W300	HEAD OF FAMILY		E.D.	SHEET
	Waite, Oregon		66	6
COLOR	AGE	BIRTHPLACE	VOL.	
W	65	Mo. G.	51	
COUNTY	Fayette		CITY	
			Keatonville	
OTHER MEMBERS OF FAMILY				
NAME		RELATIONSHIP	AGE	BIRTHPLACE
Flowers		W	58	Eng.

FORM 10-636
1910 CENSUS INDEX - FAMILY

U. S. DEPARTMENT OF COMMERCE
BUREAU OF THE CENSUS

TEXAS

W. 300		NAME OF INDIVIDUAL <i>White, Oral C.</i>		E.D. 50	SHEET 168
COLOR <i>W</i>	AGE <i>9</i>	BIRTHPLACE		VOL. <i>34</i>	
COUNTY <i>Dallas</i>		CITY <i>Dallas</i>			
ENUMERATED WITH <i>White, John C.</i>					
RELATIONSHIP TO ABOVE					
<input type="checkbox"/> SON	<input type="checkbox"/> NEPHEW	<input type="checkbox"/> STEPSON			
<input type="checkbox"/> DAUGHTER	<input type="checkbox"/> NIECE	<input type="checkbox"/> STEPDAUGHTER			
<input type="checkbox"/> BROTHER	<input type="checkbox"/> FATHER-IN-LAW	<input type="checkbox"/> COUSIN			
<input type="checkbox"/> SISTER	<input type="checkbox"/> MOTHER-IN-LAW	<input type="checkbox"/> HIRED MAN			
<input type="checkbox"/> FATHER	<input type="checkbox"/> SON-IN-LAW	<input type="checkbox"/> ROOMER			
<input type="checkbox"/> MOTHER	<input type="checkbox"/> DAUGHTER-IN-LAW	<input type="checkbox"/> SERVANT			
<input checked="" type="checkbox"/> GRANDSON	<input type="checkbox"/> BROTHER-IN-LAW	<input type="checkbox"/> OTHER: <i>(Specify)</i>			
<input type="checkbox"/> GRANDDAUGHTER	<input type="checkbox"/> SISTER-IN-LAW				
<input type="checkbox"/> GRANDCHILD	<input type="checkbox"/> ORPHAN				

FORM 10-637
1910 CENSUS INDEX - INDIVIDUAL

U. S. DEPARTMENT OF COMMERCE
BUREAU OF THE CENSUS

TEXAS

W300	NAME OF INDIVIDUAL White Ora L		E.O. 59	SHEET 337
COLOR W	AGE 30	BIRTHPLACE	VOL. 84	
COUNTY Johnson	CITY			
ENUMERATED WITH Bockman Summerfield R				
RELATIONSHIP TO ABOVE				
<input type="checkbox"/> SON	<input type="checkbox"/> NEPHEW	<input type="checkbox"/> STEPSON		
<input checked="" type="checkbox"/> DAUGHTER	<input type="checkbox"/> NIECE	<input type="checkbox"/> STEPDAUGHTER		
<input type="checkbox"/> BROTHER	<input type="checkbox"/> FATHER-IN-LAW	<input type="checkbox"/> COUSIN		
<input type="checkbox"/> SISTER	<input type="checkbox"/> MOTHER-IN-LAW	<input type="checkbox"/> HIRED MAN		
<input type="checkbox"/> FATHER	<input type="checkbox"/> SON-IN-LAW	<input type="checkbox"/> ROOMER		
<input type="checkbox"/> MOTHER	<input type="checkbox"/> DAUGHTER-IN-LAW	<input type="checkbox"/> SERVANT		
<input type="checkbox"/> GRANDSON	<input type="checkbox"/> BROTHER-IN-LAW	<input type="checkbox"/> OTHER (Specify)		
<input type="checkbox"/> GRANDDAUGHTER	<input type="checkbox"/> SISTER-IN-LAW			
<input type="checkbox"/> GRANDCHILD	<input type="checkbox"/> ORPHAN			

FORM 10-637
1910 CENSUS INDEX - INDIVIDUAL

U.S. DEPARTMENT OF COMMERCE
BUREAU OF THE CENSUS

TEXAS

W 300		NAME OF INDIVIDUAL White, Ora B		E.D. 14	SHEET 9
COLOR -W	AGE 4	BIRTHPLACE		VOL. 6	
COUNTY Baylor			CITY		
ENUMERATED WITH White, Nathania A					
RELATIONSHIP TO ABOVE					
<input type="checkbox"/> SON	<input type="checkbox"/> NEPHEW	<input type="checkbox"/> STEPSON			
<input type="checkbox"/> DAUGHTER	<input type="checkbox"/> NIECE	<input type="checkbox"/> STEPDAUGHTER			
<input type="checkbox"/> BROTHER	<input type="checkbox"/> FATHER-IN-LAW	<input type="checkbox"/> COUSIN			
<input type="checkbox"/> SISTER	<input type="checkbox"/> MOTHER-IN-LAW	<input type="checkbox"/> HIRED MAN			
<input type="checkbox"/> FATHER	<input type="checkbox"/> SON-IN-LAW	<input type="checkbox"/> ROOMER			
<input type="checkbox"/> MOTHER	<input type="checkbox"/> DAUGHTER-IN-LAW	<input type="checkbox"/> SERVANT			
<input type="checkbox"/> GRANDSON	<input type="checkbox"/> BROTHER-IN-LAW	<input type="checkbox"/> OTHER (Specify)			
<input checked="" type="checkbox"/> GRANDDAUGHTER	<input type="checkbox"/> SISTER-IN-LAW				
<input type="checkbox"/> GRANDCHILD	<input type="checkbox"/> ORPHAN				

FORM 10-637
1910 CENSUS INDEX - INDIVIDUAL

U. S. DEPARTMENT OF COMMERCE
BUREAU OF THE CENSUS

TEXAS

W300-	NAME OF INDIVIDUAL White Mrs. A		E.D. 39	SHEET 11
COLOR W	AGE 5	BIRTHPLACE	VOL. 24	
COUNTY	Clay		CITY	
ENUMERATED WITH Crawley Aderson P.				
RELATIONSHIP TO ABOVE				
<input type="checkbox"/> SON	<input type="checkbox"/> NEPHEW	<input type="checkbox"/> STEPSON		
<input type="checkbox"/> DAUGHTER	<input type="checkbox"/> NIECE	<input checked="" type="checkbox"/> STEPDAUGHTER		
<input type="checkbox"/> BROTHER	<input type="checkbox"/> FATHER-IN-LAW	<input type="checkbox"/> COUSIN		
<input type="checkbox"/> SISTER	<input type="checkbox"/> MOTHER-IN-LAW	<input type="checkbox"/> HIRED MAN		
<input type="checkbox"/> FATHER	<input type="checkbox"/> SON-IN-LAW	<input type="checkbox"/> ROOMER		
<input type="checkbox"/> MOTHER	<input type="checkbox"/> DAUGHTER-IN-LAW	<input type="checkbox"/> SERVANT		
<input type="checkbox"/> GRANDSON	<input type="checkbox"/> BROTHER-IN-LAW	<input type="checkbox"/> OTHER (Specify)		
<input type="checkbox"/> GRANDDAUGHTER	<input type="checkbox"/> SISTER-IN-LAW			
<input type="checkbox"/> GRANDCHILD	<input type="checkbox"/> ORPHAN			

FORM 10 637

1910 CENSUS INDEX - INDIVIDUAL

U.S. DEPARTMENT OF COMMERCE
BUREAU OF THE CENSUS

TEXAS

10300	NAME OF INDIVIDUAL <i>Ortiz, Ora</i>		E.O. 21	SHEET 6
COLOR <i>W</i>	AGE 15	BIRTHPLACE <i>Can</i>	VOL. 21	
COUNTY	Castro		CITY	
ENUMERATED WITH <i>Guar Edward</i>				
RELATIONSHIP TO ABOVE				
<input type="checkbox"/> SON	<input type="checkbox"/> NEPHEW	<input checked="" type="checkbox"/> STEPSON		
<input type="checkbox"/> DAUGHTER	<input type="checkbox"/> NIECE	<input type="checkbox"/> STEPDAUGHTER		
<input type="checkbox"/> BROTHER	<input type="checkbox"/> FATHER-IN-LAW	<input type="checkbox"/> COUSIN		
<input type="checkbox"/> SISTER	<input type="checkbox"/> MOTHER-IN-LAW	<input type="checkbox"/> HIRED MAN		
<input type="checkbox"/> FATHER	<input type="checkbox"/> SON-IN-LAW	<input type="checkbox"/> ROOMER		
<input type="checkbox"/> MOTHER	<input type="checkbox"/> DAUGHTER-IN-LAW	<input type="checkbox"/> SERVANT		
<input type="checkbox"/> GRANDSON	<input type="checkbox"/> BROTHER-IN-LAW	<input type="checkbox"/> OTHER (Specify)		
<input type="checkbox"/> GRANDDAUGHTER	<input type="checkbox"/> SISTER-IN-LAW			
<input type="checkbox"/> GRANDCHILD	<input type="checkbox"/> ORPHAN			

FORM 10-637
1910 CENSUS INDEX - INDIVIDUAL

U.S. DEPARTMENT OF COMMERCE
BUREAU OF THE CENSUS

TEXAS

W 300		NAME OF INDIVIDUAL Ward Oppen		E.D. 73	SHEET 46
COLOR w	AGE 20	BIRTHPLACE		VOL. 82	
COUNTY Kinney			CITY		
ENUMERATED WITH Nitchison Jim					
RELATIONSHIP TO ABOVE					
<input type="checkbox"/> SON	<input type="checkbox"/> NEPHEW	<input type="checkbox"/> STEPSON			
<input type="checkbox"/> DAUGHTER	<input type="checkbox"/> NIECE	<input type="checkbox"/> STEPDAUGHTER			
<input type="checkbox"/> BROTHER	<input type="checkbox"/> FATHER-IN-LAW	<input type="checkbox"/> COUSIN			
<input type="checkbox"/> SISTER	<input type="checkbox"/> MOTHER-IN-LAW	<input type="checkbox"/> HIRED MAN			
<input type="checkbox"/> FATHER	<input type="checkbox"/> SON-IN-LAW	<input checked="" type="checkbox"/> ROOMER			
<input type="checkbox"/> MOTHER	<input type="checkbox"/> DAUGHTER-IN-LAW	<input type="checkbox"/> SERVANT			
<input type="checkbox"/> GRANDSON	<input type="checkbox"/> BROTHER-IN-LAW	<input type="checkbox"/> OTHER (Specify)			
<input type="checkbox"/> GRANDDAUGHTER	<input type="checkbox"/> SISTER-IN-LAW				
<input type="checkbox"/> GRANDCHILD	<input type="checkbox"/> ORPHAN				

FORM 10 637
1910 CENSUS INDEX - INDIVIDUAL

U.S. DEPARTMENT OF COMMERCE
BUREAU OF THE CENSUS

TEXAS

W 300	NAME OF INDIVIDUAL Wood Opie		E.D. 50	SHEET 27
COLOR W	AGE 18	BIRTHPLACE	VOL. 43	
COUNTY Fannin	CITY Honey Grove			
ENUMERATED WITH Ohr Henry				
RELATIONSHIP TO ABOVE				
<input type="checkbox"/> SON	<input type="checkbox"/> NEPHEW	<input type="checkbox"/> STEPSON		
<input type="checkbox"/> DAUGHTER	<input type="checkbox"/> NIECE	<input type="checkbox"/> STEPDAUGHTER		
<input type="checkbox"/> BROTHER	<input type="checkbox"/> FATHER-IN-LAW	<input type="checkbox"/> COUSIN		
<input type="checkbox"/> SISTER	<input type="checkbox"/> MOTHER-IN-LAW	<input type="checkbox"/> HIRED MAN		
<input type="checkbox"/> FATHER	<input type="checkbox"/> SON-IN-LAW	<input type="checkbox"/> ROOMER		
<input type="checkbox"/> MOTHER	<input type="checkbox"/> DAUGHTER-IN-LAW	<input type="checkbox"/> SERVANT		
<input type="checkbox"/> GRANDSON	<input type="checkbox"/> BROTHER-IN-LAW	<input type="checkbox"/> OTHER (Specify)		
<input type="checkbox"/> GRANDDAUGHTER	<input checked="" type="checkbox"/> SISTER-IN-LAW			
<input type="checkbox"/> GRANDCHILD	<input type="checkbox"/> ORPHAN			

FORM 10 637
1910 CENSUS INDEX - INDIVIDUALU. S. DEPARTMENT OF COMMERCE
BUREAU OF THE CENSUS

TEXAS

U300	NAME OF INDIVIDUAL Wynell Oprie		E.D. 106	SHEET 47
COLOR W	AGE 16	BIRTHPLACE	VOL. 66	
COUNTY Harris		CITY Houston		
ENUMERATED WITH Stephens J. W.				
RELATIONSHIP TO ABOVE				
<input type="checkbox"/> SON	<input type="checkbox"/> NEPHEW	<input type="checkbox"/> STEPSON		
<input type="checkbox"/> DAUGHTER	<input type="checkbox"/> NIECE	<input type="checkbox"/> STEPDAUGHTER		
<input type="checkbox"/> BROTHER	<input type="checkbox"/> FATHER-IN-LAW	<input type="checkbox"/> COUSIN		
<input type="checkbox"/> SISTER	<input type="checkbox"/> MOTHER-IN-LAW	<input type="checkbox"/> HIRED MAN		
<input type="checkbox"/> FATHER	<input type="checkbox"/> SON-IN-LAW	<input type="checkbox"/> ROOMER		
<input type="checkbox"/> MOTHER	<input type="checkbox"/> DAUGHTER-IN-LAW	<input type="checkbox"/> SERVANT		
<input type="checkbox"/> GRANDSON	<input type="checkbox"/> BROTHER-IN-LAW	<input checked="" type="checkbox"/> OTHER (Specify) Half Brother-in-law		
<input type="checkbox"/> GRANDDAUGHTER	<input type="checkbox"/> SISTER-IN-LAW			
<input type="checkbox"/> GRANDCHILD	<input type="checkbox"/> ORPHAN			

FORM 10-637

1910 CENSUS INDEX - INDIVIDUAL

U.S. DEPARTMENT OF COMMERCE
BUREAU OF THE CENSUS

TEXAS

W300	NAME OF INDIVIDUAL Shade Ophie		E.D.	SHEET
COLOR W-	AGE 18	BIRTHPLACE	118	188
COUNTY	CITY Williamson		VOL. 143	
ENUMERATED WITH Thebster L. D.				
RELATIONSHIP TO ABOVE				
<input type="checkbox"/> SON	<input type="checkbox"/> NEPHEW	<input type="checkbox"/> STEPSON		
<input type="checkbox"/> DAUGHTER	<input type="checkbox"/> NIECE	<input type="checkbox"/> STEPDAUGHTER		
<input type="checkbox"/> BROTHER	<input type="checkbox"/> FATHER-IN-LAW	<input type="checkbox"/> COUSIN		
<input type="checkbox"/> SISTER	<input type="checkbox"/> MOTHER-IN-LAW	<input type="checkbox"/> HIRED MAN		
<input type="checkbox"/> FATHER	<input type="checkbox"/> SON-IN-LAW	<input checked="" type="checkbox"/> ROOMER		
<input type="checkbox"/> MOTHER	<input type="checkbox"/> DAUGHTER-IN-LAW	<input type="checkbox"/> SERVANT		
<input type="checkbox"/> GRANDSON	<input type="checkbox"/> BROTHER-IN-LAW	<input type="checkbox"/> OTHER (Specify)		
<input type="checkbox"/> GRANDDAUGHTER	<input type="checkbox"/> SISTER-IN-LAW			
<input type="checkbox"/> GRANDCHILD	<input type="checkbox"/> ORPHAN			

FORM BC 627 (5-5-67)
FORMERLY 10-637

1910 CENSUS INDEX - INDIVIDUAL

U.S. DEPARTMENT OF COMMERCE
BUREAU OF THE CENSUS

TEXAS

W 300		NAME OF INDIVIDUAL Wood Ophelia		E.O. 29.8	SHEET 8
COLOR W	AGE 68	BIRTHPLACE Ga		VOL. 22	
COUNTY -		CASS	CITY		
ENUMERATED WITH Selvidie, Oke D.					
RELATIONSHIP TO ABOVE					
<input type="checkbox"/> SON	<input type="checkbox"/> NEPHEW	<input type="checkbox"/> STEPSON			
<input type="checkbox"/> DAUGHTER	<input type="checkbox"/> NIECE	<input type="checkbox"/> STEPDAUGHTER			
<input type="checkbox"/> BROTHER	<input type="checkbox"/> FATHER-IN-LAW	<input type="checkbox"/> COUSIN			
<input type="checkbox"/> SISTER	<input type="checkbox"/> MOTHER-IN-LAW	<input type="checkbox"/> HIRED MAN			
<input type="checkbox"/> FATHER	<input type="checkbox"/> SON-IN-LAW	<input type="checkbox"/> ROOMER			
<input type="checkbox"/> MOTHER	<input type="checkbox"/> DAUGHTER-IN-LAW	<input type="checkbox"/> SERVANT			
<input type="checkbox"/> GRANDSON	<input type="checkbox"/> BROTHER-IN-LAW	<input checked="" type="checkbox"/> OTHER (Specify)			
<input type="checkbox"/> GRANDDAUGHTER	<input type="checkbox"/> SISTER-IN-LAW	<u>Aunt</u>			
<input type="checkbox"/> GRANDCHILD	<input type="checkbox"/> ORPHAN				

FORM 10-637

1910 CENSUS INDEX - INDIVIDUAL

U S DEPARTMENT OF COMMERCE
BUREAU OF THE CENSUS

TEXAS

63001	HEAD OF FAMILY <i>W. J. Ophelia</i>		E.D. <i>81</i>	SHEET <i>463</i>
COLOR <i>B.</i>	AGE <i>38</i>	BIRTHPLACE	VOL. <i>66</i>	
COUNTY <i>Harris</i>		CITY <i>Houston</i>		
OTHER MEMBERS OF FAMILY				
NAME		RELATIONSHIP	AGE	BIRTHPLACE
<i>120</i>				

FORM 10 636
1910 CENSUS INDEX - FAMILY

U. S. DEPARTMENT OF COMMERCE
BUREAU OF THE CENSUS

TEXAS

10300		NAME OF INDIVIDUAL <i>Wynatt Ophelia</i>		E.O. <i>91</i>	SHEET <i>256</i>
COLOR <i>Mul</i>	AGE <i>16</i>	BIRTHPLACE		VOL. <i>39</i>	
COUNTY <i>Denton</i>			CITY <i>Denton</i>		
ENUMERATED WITH <i>Wren, Henry</i>					
RELATIONSHIP TO ABOVE					
<input type="checkbox"/> SON	<input type="checkbox"/> NEPHEW	<input type="checkbox"/> STEPSON			
<input type="checkbox"/> DAUGHTER	<input type="checkbox"/> NIECE	<input checked="" type="checkbox"/> STEPDAUGHTER			
<input type="checkbox"/> BROTHER	<input type="checkbox"/> FATHER-IN-LAW	<input type="checkbox"/> COUSIN			
<input type="checkbox"/> SISTER	<input type="checkbox"/> MOTHER-IN-LAW	<input type="checkbox"/> HIRED MAN			
<input type="checkbox"/> FATHER	<input type="checkbox"/> SON-IN-LAW	<input type="checkbox"/> ROOMER			
<input type="checkbox"/> MOTHER	<input type="checkbox"/> DAUGHTER-IN-LAW	<input type="checkbox"/> SERVANT			
<input type="checkbox"/> GRANDSON	<input type="checkbox"/> BROTHER-IN-LAW	<input type="checkbox"/> OTHER (Specify)			
<input type="checkbox"/> GRANDDAUGHTER	<input type="checkbox"/> SISTER-IN-LAW				
<input type="checkbox"/> GRANDCHILD	<input type="checkbox"/> ORPHAN				

FORM 10-637.
1910 CENSUS INDEX - INDIVIDUAL

U.S. DEPARTMENT OF COMMERCE
BUREAU OF THE CENSUS

TEXAS

W300		NAME OF INDIVIDUAL White, Ophelia		E.D. 45	SHEET 239
COLOR W	AGE 38	BIRTHPLACE Mo		VOL. 38	
COUNTY De Witt			CITY Yoakum		
ENUMERATED WITH Scrinanders, James P.					
RELATIONSHIP TO ABOVE					
<input type="checkbox"/> SON	<input type="checkbox"/> NEPHEW	<input type="checkbox"/> STEPSON			
<input type="checkbox"/> DAUGHTER	<input type="checkbox"/> NIECE	<input type="checkbox"/> STEPDAUGHTER			
<input type="checkbox"/> BROTHER	<input type="checkbox"/> FATHER-IN-LAW	<input type="checkbox"/> COUSIN			
<input type="checkbox"/> SISTER	<input type="checkbox"/> MOTHER-IN-LAW	<input type="checkbox"/> HIRED MAN			
<input type="checkbox"/> FATHER	<input type="checkbox"/> SON-IN-LAW	<input checked="" type="checkbox"/> ROOMER			
<input type="checkbox"/> MOTHER	<input type="checkbox"/> DAUGHTER-IN-LAW	<input type="checkbox"/> SERVANT			
<input type="checkbox"/> GRANDSON	<input type="checkbox"/> BROTHER-IN-LAW	<input type="checkbox"/> OTHER (Specify)			
<input type="checkbox"/> GRANDDAUGHTER	<input type="checkbox"/> SISTER-IN-LAW				
<input type="checkbox"/> GRANDCHILD	<input type="checkbox"/> ORPHAN				

FORM 10 637
1910 CENSUS INDEX - INDIVIDUAL

U.S. DEPARTMENT OF COMMERCE
BUREAU OF THE CENSUS

TEXAS

W 300		NAME OF INDIVIDUAL <i>Witt, Opal</i>		E.D. <i>211</i>	SHEET <i>111</i>
COLOR <i>W</i>	AGE <i>3</i>	BIRTHPLACE		VOL. <i>120</i>	
COUNTY <i>Runnels</i>			CITY		
ENUMERATED WITH <i>Cor. Joseph K</i>					
RELATIONSHIP TO ABOVE					
<input type="checkbox"/> SON	<input type="checkbox"/> NEPHEW	<input type="checkbox"/> STEPSON			
<input type="checkbox"/> DAUGHTER	<input type="checkbox"/> NIECE	<input type="checkbox"/> STEPDAUGHTER			
<input type="checkbox"/> BROTHER	<input type="checkbox"/> FATHER-IN-LAW	<input type="checkbox"/> COUSIN			
<input type="checkbox"/> SISTER	<input type="checkbox"/> MOTHER-IN-LAW	<input type="checkbox"/> HIRED MAN			
<input type="checkbox"/> FATHER	<input type="checkbox"/> SON-IN-LAW	<input type="checkbox"/> ROOMER			
<input type="checkbox"/> MOTHER	<input type="checkbox"/> DAUGHTER-IN-LAW	<input type="checkbox"/> SERVANT			
<input type="checkbox"/> GRANDSON	<input type="checkbox"/> BROTHER-IN-LAW	<input type="checkbox"/> OTHER (Specify)			
<input type="checkbox"/> GRANDDAUGHTER	<input type="checkbox"/> SISTER-IN-LAW				
<input checked="" type="checkbox"/> GRANDCHILD	<input type="checkbox"/> ORPHAN				

FORM 10-637
1910 CENSUS INDEX - INDIVIDUAL

U.S. DEPARTMENT OF COMMERCE
BUREAU OF THE CENSUS

TEXAS

W 300	NAME OF INDIVIDUAL <i>Wade Orvil</i>		E.D. <i>23</i>	SHEET <i>11</i>
COLOR <i>B</i>	AGE <i>23</i>	BIRTHPLACE <i>7</i>	VOL. <i>8</i>	
COUNTY <i>Bell</i>		CITY <i>Temple</i>		
ENUMERATED WITH <i>Hales</i> <i>Preston</i>				
RELATIONSHIP TO ABOVE				
<input type="checkbox"/> SON	<input type="checkbox"/> NEPHEW	<input type="checkbox"/> STEPSON		
<input type="checkbox"/> DAUGHTER	<input type="checkbox"/> NIECE	<input type="checkbox"/> STEPDAUGHTER		
<input type="checkbox"/> BROTHER	<input type="checkbox"/> FATHER-IN-LAW	<input type="checkbox"/> COUSIN		
<input type="checkbox"/> SISTER	<input type="checkbox"/> MOTHER-IN-LAW	<input type="checkbox"/> HUSBAND		
<input type="checkbox"/> FATHER	<input type="checkbox"/> SON-IN-LAW	<input checked="" type="checkbox"/> ROOMER		
<input type="checkbox"/> MOTHER	<input type="checkbox"/> DAUGHTER-IN-LAW	<input type="checkbox"/> SERVANT		
<input type="checkbox"/> GRANDSON	<input type="checkbox"/> BROTHER-IN-LAW	<input type="checkbox"/> OTHER (Specify)		
<input type="checkbox"/> GRANDDAUGHTER	<input type="checkbox"/> SISTER-IN-LAW			
<input type="checkbox"/> GRANDCHILD	<input type="checkbox"/> ORPHAN			

FORM 10-637
1910 CENSUS INDEX - INDIVIDUALU. S. DEPARTMENT OF COMMERCE
BUREAU OF THE CENSUS

TEXAS

W 300		NAME OF INDIVIDUAL <i>White, Omar J.</i>		E.D.	SHEET
COLOR <i>W</i>	AGE <i>8</i>	BIRTHPLACE		<i>12</i>	<i>16</i>
COUNTY			CITY	VOL. <i>14</i>	
<i>Bowie</i>					
ENUMERATED WITH <i>White, George E.</i>					
RELATIONSHIP TO ABOVE					
<input type="checkbox"/> SON	<input type="checkbox"/> NEPHEW	<input type="checkbox"/> STEPSON			
<input type="checkbox"/> DAUGHTER	<input type="checkbox"/> NIECE	<input type="checkbox"/> STEPDAUGHTER			
<input type="checkbox"/> BROTHER	<input checked="" type="checkbox"/> FATHER-IN-LAW	<input type="checkbox"/> COUSIN			
<input type="checkbox"/> SISTER	<input type="checkbox"/> MOTHER-IN-LAW	<input type="checkbox"/> HIRED MAN			
<input type="checkbox"/> FATHER	<input type="checkbox"/> SON-IN-LAW	<input type="checkbox"/> ROOMER			
<input type="checkbox"/> MOTHER	<input type="checkbox"/> DAUGHTER-IN-LAW	<input type="checkbox"/> SERVANT			
<input checked="" type="checkbox"/> GRANDSON	<input type="checkbox"/> BROTHER-IN-LAW	<input type="checkbox"/> OTHER (<i>Specify</i>)			
<input type="checkbox"/> GRANDDAUGHTER	<input type="checkbox"/> SISTER-IN-LAW				
<input type="checkbox"/> GRANDCHILD	<input type="checkbox"/> ORPHAN				

FORM 10 637

1910 CENSUS INDEX - INDIVIDUAL

U.S. DEPARTMENT OF COMMERCE
BUREAU OF THE CENSUS

TEXAS

61300-		HEAD OF FAMILY		White - Omer P		E.D.	SHEET
COLOR	AGE	BIRTHPLACE		VOL.		10	4
	W 53	Ga.				23	
COUNTY	Cherokee			CITY	Rusk		
OTHER MEMBERS OF FAMILY							
	NAME	RELATIONSHIP	AGE	BIRTHPLACE			
	Annie	W	44				
	Mamma	D	20				
	Omer	S	19				
	Wava	S	14				
	Herbert	S	14				
	Rebel	S	13				

FORM 10-636
1910 CENSUS INDEX - FAMILY

U.S. DEPARTMENT OF COMMERCE
BUREAU OF THE CENSUS

TEXAS

W300		NAME OF INDIVIDUAL White		Dmah		E.O.	SHEET
COLOR W	AGE 17	BIRTHPLACE				62	9
COUNTY Cooke		CITY				VOL. 31	
ENUMERATED WITH Russell John B.							
RELATIONSHIP TO ABOVE							
<input type="checkbox"/> SON	<input type="checkbox"/> NEPHEW	<input type="checkbox"/> STEPSON					
<input type="checkbox"/> DAUGHTER	<input type="checkbox"/> NIECE	<input type="checkbox"/> STEPDAUGHTER					
<input type="checkbox"/> BROTHER	<input type="checkbox"/> FATHER-IN-LAW	<input type="checkbox"/> COUSIN					
<input type="checkbox"/> SISTER	<input type="checkbox"/> MOTHER-IN-LAW	<input checked="" type="checkbox"/> HIRED MAN					
<input type="checkbox"/> FATHER	<input type="checkbox"/> SON-IN-LAW	<input type="checkbox"/> ROOMER					
<input type="checkbox"/> MOTHER	<input type="checkbox"/> DAUGHTER-IN-LAW	<input type="checkbox"/> SERVANT					
<input type="checkbox"/> GRANDSON	<input type="checkbox"/> BROTHER-IN-LAW	<input type="checkbox"/> OTHER (Specify)					
<input type="checkbox"/> GRANDDAUGHTER	<input type="checkbox"/> SISTER-IN-LAW						
<input type="checkbox"/> GRANDCHILD	<input type="checkbox"/> ORPHAN						

FORM 10-637
1910 CENSUS INDEX - INDIVIDUAL

U.S. DEPARTMENT OF COMMERCE
BUREAU OF THE CENSUS

TEXAS

-U-300		NAME OF INDIVIDUAL <i>W. White, Anna A</i>		E.O. <i>66</i>	SHEET <i>9</i>
COLOR <i>W</i>	AGE <i>17</i>	BIRTHPLACE		VOL. <i>3-2</i>	
COUNTY <i>Cottle</i>		CITY			
ENUMERATED WITH <i>Summont, Alford</i>					
RELATIONSHIP TO ABOVE					
<input type="checkbox"/> SON	<input type="checkbox"/> NEPHEW	<input type="checkbox"/> STEPSON			
<input type="checkbox"/> DAUGHTER	<input type="checkbox"/> NIECE	<input type="checkbox"/> STEPDAUGHTER			
<input type="checkbox"/> BROTHER	<input type="checkbox"/> FATHER-IN-LAW	<input type="checkbox"/> COUSIN			
<input type="checkbox"/> SISTER	<input type="checkbox"/> MOTHER-IN-LAW	<input type="checkbox"/> HIRED MAN			
<input type="checkbox"/> FATHER	<input type="checkbox"/> SON-IN-LAW	<input type="checkbox"/> ROOMER			
<input type="checkbox"/> MOTHER	<input type="checkbox"/> DAUGHTER-IN-LAW	<input type="checkbox"/> SERVANT			
<input type="checkbox"/> GRANDSON	<input type="checkbox"/> BROTHER-IN-LAW	<input type="checkbox"/> OTHER (<i>Specify</i>)			
<input type="checkbox"/> GRANDDAUGHTER	<input type="checkbox"/> SISTER-IN-LAW				
<input type="checkbox"/> GRANDCHILD	<input type="checkbox"/> ORPHAN				

FORM 10-637

1910 CENSUS INDEX - INDIVIDUAL

U. S. DEPARTMENT OF COMMERCE
BUREAU OF THE CENSUS

TEXAS

65300		NAME OF INDIVIDUAL		E.D.	SHEET
COLOR		AGE	BIRTHPLACE	1	15
W		12	okla	VOL.	2
COUNTY			CITY		
Angelina					
ENUMERATED WITH					
Lewis Jefferson					
RELATIONSHIP TO ABOVE					
<input type="checkbox"/> SON	<input type="checkbox"/> NEPHEW	<input type="checkbox"/> STEPSON			
<input type="checkbox"/> DAUGHTER	<input type="checkbox"/> NIECE	<input type="checkbox"/> STEPDAUGHTER			
<input type="checkbox"/> BROTHER	<input type="checkbox"/> FATHER-IN-LAW	<input type="checkbox"/> COUSIN			
<input type="checkbox"/> SISTER	<input type="checkbox"/> MOTHER-IN-LAW	<input type="checkbox"/> HIRED MAN			
<input type="checkbox"/> FATHER	<input type="checkbox"/> SON-IN-LAW	<input checked="" type="checkbox"/> ROOMER			
<input type="checkbox"/> MOTHER	<input type="checkbox"/> DAUGHTER-IN-LAW	<input type="checkbox"/> SERVANT			
<input type="checkbox"/> GRANDSON	<input type="checkbox"/> BROTHER-IN-LAW	<input type="checkbox"/> OTHER (Specify)			
<input type="checkbox"/> GRANDDAUGHTER	<input type="checkbox"/> SISTER-IN-LAW				
<input type="checkbox"/> GRANDCHILD	<input type="checkbox"/> ORPHAN				

FORM 10-637
1910 CENSUS INDEX - INDIVIDUAL

U. S. DEPARTMENT OF COMMERCE
BUREAU OF THE CENSUS

TEXAS

W300	HEAD OF FAMILY William Allison		E.D. 29	SHEET 17
COLOR W	AGE 21 1/2	BIRTHPLACE Concho	VOL. 30	
COUNTY		CITY		
OTHER MEMBERS OF FAMILY				
	NAME	RELATIONSHIP	AGE	BIRTHPLACE
	Laura	W	42	
	William	S	21	
	Charles	S	17	
	Myrtle	D	12	
	Ala	D	9	
	Effie	D	6	
	Beverly	S	4	

FORM 10-636
1910 CENSUS INDEX - FAMILY

U.S. DEPARTMENT OF COMMERCE
BUREAU OF THE CENSUS

TEXAS

U-300	HEAD OF FAMILY		U-300		E.D.	SHEET
COLOR	AGE	BIRTHPLACE		VOL.		
W	31			120		
COUNTY-		Runnels	CITY-			
OTHER MEMBERS OF FAMILY						
NAME		RELATIONSHIP	AGE	BIRTHPLACE		
I		Wife	37			
H. Estey		SD	16			
U-300		D	8			
I		S	6			
I		S	4			
A. E. ...		M-L	56			

FORM 10-636
1910 CENSUS INDEX - FAMILY

U. S. DEPARTMENT OF COMMERCE
BUREAU OF THE CENSUS

TEXAS

T W 300	NAME OF INDIVIDUAL White Ollie V.		E.D. 255	SHEET 266
COLOR W	AGE 44	BIRTHPLACE Miss	VOL. 127	
COUNTY		Stonewall	CITY	
ENUMERATED WITH		Rach Loren M.		
RELATIONSHIP TO ABOVE				
<input type="checkbox"/> SON <input type="checkbox"/> DAUGHTER <input type="checkbox"/> BROTHER <input type="checkbox"/> SISTER <input type="checkbox"/> FATHER <input checked="" type="checkbox"/> MOTHER <input type="checkbox"/> GRANDSON <input type="checkbox"/> GRANDDAUGHTER <input type="checkbox"/> GRANDCHILD		<input type="checkbox"/> NEPHEW <input type="checkbox"/> NIECE <input type="checkbox"/> FATHER-IN-LAW <input type="checkbox"/> MOTHER-IN-LAW <input type="checkbox"/> SON-IN-LAW <input type="checkbox"/> DAUGHTER-IN-LAW <input type="checkbox"/> BROTHER-IN-LAW <input checked="" type="checkbox"/> SISTER-IN-LAW <input type="checkbox"/> ORPHAN		<input type="checkbox"/> STEPSON <input type="checkbox"/> STEPDAUGHTER <input type="checkbox"/> COUSIN <input type="checkbox"/> HIRED MAN <input type="checkbox"/> ROOMER <input type="checkbox"/> SERVANT <input type="checkbox"/> OTHER (Specify)

FORM BC-627 (5-8-67)
FORMERLY 10-637

1910 CENSUS INDEX - INDIVIDUAL

U.S. DEPARTMENT OF COMMERCE
BUREAU OF THE CENSUS

TEXAS

W 300		NAME OF INDIVIDUAL Wood Ollie V		E.D. 177	SHEET 129
COLOR W	AGE 77	BIRTHPLACE Tex		VOL. 119	
COUNTY		Rockwall	CITY		
ENUMERATED WITH Wood Ollie F.					
RELATIONSHIP TO ABOVE					
<input type="checkbox"/> SON	<input type="checkbox"/> NEPHEW	<input type="checkbox"/> STEPSON			
<input type="checkbox"/> DAUGHTER	<input type="checkbox"/> NIECE	<input type="checkbox"/> STEPDAUGHTER			
<input type="checkbox"/> BROTHER	<input type="checkbox"/> FATHER-IN-LAW	<input type="checkbox"/> COUSIN			
<input type="checkbox"/> SISTER	<input type="checkbox"/> MOTHER-IN-LAW	<input type="checkbox"/> HIRED MAN			
<input type="checkbox"/> FATHER	<input type="checkbox"/> SON-IN-LAW	<input type="checkbox"/> ROOMER			
<input type="checkbox"/> MOTHER	<input type="checkbox"/> DAUGHTER-IN-LAW	<input type="checkbox"/> SERVANT			
<input type="checkbox"/> GRANDSON	<input type="checkbox"/> BROTHER-IN-LAW	<input type="checkbox"/> OTHER (Specify)			
<input type="checkbox"/> GRANDDAUGHTER	<input type="checkbox"/> SISTER-IN-LAW				
<input type="checkbox"/> GRANDCHILD	<input type="checkbox"/> ORPHAN				

FORM 10-637
1910 CENSUS INDEX - INDIVIDUAL

U. S. DEPARTMENT OF COMMERCE
BUREAU OF THE CENSUS

TEXAS

W 300	NAME OF INDIVIDUAL		E.D.	SHEET
COLOR	AGE	BIRTHPLACE	133	204
W	17		VOL.	119
COUNTY	Sabine		CITY	
ENUMERATED WITH				
White, Corde A.				
RELATIONSHIP TO ABOVE				
<input type="checkbox"/> SON	<input type="checkbox"/> NEPHEW	<input type="checkbox"/> STEPSON		
<input type="checkbox"/> DAUGHTER	<input type="checkbox"/> NIECE	<input type="checkbox"/> STEPDAUGHTER		
<input type="checkbox"/> BROTHER	<input type="checkbox"/> FATHER-IN-LAW	<input type="checkbox"/> COUSIN		
<input type="checkbox"/> SISTER	<input type="checkbox"/> MOTHER-IN-LAW	<input type="checkbox"/> HIRED MAN		
<input type="checkbox"/> FATHER	<input type="checkbox"/> SON-IN-LAW	<input type="checkbox"/> ROOMER		
<input type="checkbox"/> MOTHER	<input checked="" type="checkbox"/> DAUGHTER-IN-LAW	<input type="checkbox"/> SERVANT		
<input type="checkbox"/> GRANDSON	<input type="checkbox"/> BROTHER-IN-LAW	<input type="checkbox"/> OTHER (Specify)		
<input type="checkbox"/> GRANDDAUGHTER	<input type="checkbox"/> SISTER-IN-LAW			
<input type="checkbox"/> GRANDCHILD	<input type="checkbox"/> ORPHAN			

FORM 10-637
 1910 CENSUS INDEX - INDIVIDUAL

U.S. DEPARTMENT OF COMMERCE
 BUREAU OF THE CENSUS

TEXAS

u-300		HEAD OF FAMILY		white Ollie S		E.D.	SHEET
COLOR	W	AGE	43	BIRTHPLACE	Ky	94	6
COUNTY	Dallas			CITY	VOL. 37		
OTHER MEMBERS OF FAMILY							
NAME		RELATIONSHIP	AGE	BIRTHPLACE			
Albert		S	21				

FORM 10-636
1910 CENSUS INDEX - FAMILY

U.S. DEPARTMENT OF COMMERCE
BUREAU OF THE CENSUS

TEXAS

W300		NAME OF INDIVIDUAL		E.O.	SHEET
White		Ollie May		151	39
COLOR	AGE	BIRTHPLACE		VOL.	
W-	21			89	
COUNTY			CITY		
Knox					
ENUMERATED WITH					
Moody, William T.					
RELATIONSHIP TO ABOVE					
<input type="checkbox"/> SON <input checked="" type="checkbox"/> DAUGHTER <input type="checkbox"/> BROTHER <input type="checkbox"/> SISTER <input type="checkbox"/> FATHER <input type="checkbox"/> MOTHER <input type="checkbox"/> GRANDSON <input type="checkbox"/> GRANDDAUGHTER <input type="checkbox"/> GRANDCHILD		<input type="checkbox"/> NEPHEW <input type="checkbox"/> NIECE <input type="checkbox"/> FATHER-IN-LAW <input type="checkbox"/> MOTHER-IN-LAW <input type="checkbox"/> SON-IN-LAW <input type="checkbox"/> DAUGHTER-IN-LAW <input type="checkbox"/> BROTHER-IN-LAW <input type="checkbox"/> SISTER-IN-LAW <input type="checkbox"/> ORPHAN		<input type="checkbox"/> STEPSON <input type="checkbox"/> STEPDAUGHTER <input type="checkbox"/> COUSIN <input type="checkbox"/> HIRED MAN <input type="checkbox"/> ROOMER <input type="checkbox"/> SERVANT <input type="checkbox"/> OTHER (Specify)	

FORM 10-637

1910 CENSUS INDEX - INDIVIDUAL

U.S. DEPARTMENT OF COMMERCE
BUREAU OF THE CENSUS

TEXAS

W 300		NAME OF INDIVIDUAL White Ollie E		E.D. 138	SHEET 284
COLOR W	AGE 46	BIRTHPLACE Ala		VOL. 135	
COUNTY		CITY Titus			
ENUMERATED WITH Doosky Joe F					
RELATIONSHIP TO ABOVE					
<input type="checkbox"/> SON <input type="checkbox"/> DAUGHTER <input type="checkbox"/> BROTHER <input type="checkbox"/> SISTER <input type="checkbox"/> FATHER <input checked="" type="checkbox"/> MOTHER <input type="checkbox"/> GRANDSON <input type="checkbox"/> GRANDDAUGHTER <input type="checkbox"/> GRANDCHILD		<input type="checkbox"/> NEPHEW <input type="checkbox"/> NIECE <input type="checkbox"/> FATHER-IN-LAW <input type="checkbox"/> MOTHER-IN-LAW <input type="checkbox"/> SON-IN-LAW <input type="checkbox"/> DAUGHTER-IN-LAW <input type="checkbox"/> BROTHER-IN-LAW <input type="checkbox"/> SISTER-IN-LAW <input type="checkbox"/> ORPHAN		<input type="checkbox"/> STEPSON <input type="checkbox"/> STEPDAUGHTER <input type="checkbox"/> COUSIN <input type="checkbox"/> HIRED MAN <input type="checkbox"/> ROOMER <input type="checkbox"/> SERVANT <input type="checkbox"/> OTHER (Specify) <input type="checkbox"/>	

FORM BC-627 (8-8-67)
FORMERLY 10-637

1910 CENSUS INDEX - INDIVIDUAL

U.S. DEPARTMENT OF COMMERCE
BUREAU OF THE CENSUS

TEXAS

HEAD OF FAMILY		E.D.		SHEET	
Wood, Alice E.		169		228	
COLOR	AGE	BIRTHPLACE		VOL.	
W	35			134	
COUNTY			CITY		
Waller					
OTHER MEMBERS OF FAMILY					
NAME		RELATIONSHIP	AGE	BIRTHPLACE	
1 Wood		W	28		

FORM 10-636

1910 CENSUS INDEX - FAMILY

U. S. DEPARTMENT OF COMMERCE
BUREAU OF THE CENSUS

TEXAS

W 300	HEAD OF FAMILY		White	Older	9	E.D.	SHEET
COLOR	W	AGE	36	BIRTHPLACE		14	10
COUNTY	Cherokee			CITY		VOL.	2 3
OTHER MEMBERS OF FAMILY							
NAME		RELATIONSHIP	AGE	BIRTHPLACE			
Mary		W	31	Ala			
Albert		S	3				
Smith John G.		FL	70	Ala			

FORM 10-636.
1910 CENSUS INDEX - FAMILY

U.S. DEPARTMENT OF COMMERCE
BUREAU OF THE CENSUS

TEXAS

W300	NAME OF INDIVIDUAL Wright, Ollie		K.D. 23	SHEET 28
COLOR W	AGE 25	BIRTHPLACE	VOL.	
COUNTY Bexar	CITY San Antonio			
ENUMERATED WITH Murray, Frank B				
RELATIONSHIP TO ABOVE				
<input type="checkbox"/> SON	<input type="checkbox"/> NEPHEW	<input type="checkbox"/> STEPSON		
<input type="checkbox"/> DAUGHTER	<input type="checkbox"/> NIECE	<input type="checkbox"/> STEPDAUGHTER		
<input type="checkbox"/> BROTHER	<input type="checkbox"/> FATHER-IN-LAW	<input type="checkbox"/> COUSIN		
<input type="checkbox"/> SISTER	<input type="checkbox"/> MOTHER-IN-LAW	<input type="checkbox"/> HIRED MAN		
<input type="checkbox"/> FATHER	<input type="checkbox"/> SON-IN-LAW	<input type="checkbox"/> ROOMER		
<input type="checkbox"/> MOTHER	<input type="checkbox"/> DAUGHTER-IN-LAW	<input type="checkbox"/> SERVANT		
<input type="checkbox"/> GRANDSON	<input type="checkbox"/> BROTHER-IN-LAW	<input type="checkbox"/> OTHER (Specify)		
<input type="checkbox"/> GRANDDAUGHTER	<input type="checkbox"/> SISTER-IN-LAW			
<input type="checkbox"/> GRANDCHILD	<input type="checkbox"/> ORPHAN			

FORM 10-637
1910 CENSUS INDEX - INDIVIDUAL

U.S. DEPARTMENT OF COMMERCE
BUREAU OF THE CENSUS

TEXAS

W300		NAME OF INDIVIDUAL Woody Allen		E.D. 14	SHEET 5
COLOR W	AGE 4	BIRTHPLACE		VOL. 29	
COUNTY Comanche		CITY			
ENUMERATED WITH Laura Daniel J.					
RELATIONSHIP TO ABOVE					
<input type="checkbox"/> SON	<input type="checkbox"/> NERHEW	<input type="checkbox"/> STEPSON			
<input type="checkbox"/> DAUGHTER	<input type="checkbox"/> NIECE	<input type="checkbox"/> STEPDAUGHTER			
<input type="checkbox"/> BROTHER	<input type="checkbox"/> FATHER-IN-LAW	<input type="checkbox"/> COUSIN			
<input type="checkbox"/> SISTER	<input type="checkbox"/> MOTHER-IN-LAW	<input type="checkbox"/> HIRED MAN			
<input type="checkbox"/> FATHER	<input type="checkbox"/> SON-IN-LAW	<input type="checkbox"/> ROOMER			
<input type="checkbox"/> MOTHER	<input type="checkbox"/> DAUGHTER-IN-LAW	<input type="checkbox"/> SERVANT			
<input checked="" type="checkbox"/> GRANDSON	<input type="checkbox"/> BROTHER-IN-LAW	<input type="checkbox"/> OTHER (Specify)			
<input type="checkbox"/> GRANDDAUGHTER	<input type="checkbox"/> SISTER-IN-LAW				
<input type="checkbox"/> GRANDCHILD	<input type="checkbox"/> ORPHAN				

FORM 10-637
1910 CENSUS INDEX - INDIVIDUAL

U. S. DEPARTMENT OF COMMERCE
BUREAU OF THE CENSUS

TEXAS

W 300	NAME OF INDIVIDUAL <i>Weed Olive</i>		E.D. <i>145</i>	SHEET <i>234</i>
COLOR <i>W</i>	AGE <i>32</i>	BIRTHPLACE	VOL. <i>101</i>	
COUNTY <i>Matagorda</i>		CITY <i>Palacios</i>		
ENUMERATED WITH <i>Aldrich Cyrus L</i>				
RELATIONSHIP TO ABOVE <i>apparently Bio - in Law's wife</i>				
<input type="checkbox"/> SON	<input type="checkbox"/> NEPHEW	<input type="checkbox"/> STEPSON		
<input type="checkbox"/> DAUGHTER	<input type="checkbox"/> NIECE	<input type="checkbox"/> STEPDAUGHTER		
<input type="checkbox"/> BROTHER	<input type="checkbox"/> FATHER-IN-LAW	<input type="checkbox"/> COUSIN		
<input type="checkbox"/> SISTER	<input type="checkbox"/> MOTHER-IN-LAW	<input type="checkbox"/> HIRED MAN		
<input type="checkbox"/> FATHER	<input type="checkbox"/> SON-IN-LAW	<input type="checkbox"/> ROOMER		
<input type="checkbox"/> MOTHER	<input type="checkbox"/> DAUGHTER-IN-LAW	<input type="checkbox"/> SERVANT		
<input type="checkbox"/> GRANDSON	<input type="checkbox"/> BROTHER-IN-LAW	<input checked="" type="checkbox"/> OTHER (Specify) <i>wife</i>		
<input type="checkbox"/> GRANDDAUGHTER	<input type="checkbox"/> SISTER-IN-LAW			
<input type="checkbox"/> GRANDCHILD	<input type="checkbox"/> ORPHAN			

FORM 10 637
1910 CENSUS INDEX - INDIVIDUAL

U. S. DEPARTMENT OF COMMERCE
BUREAU OF THE CENSUS

TEXAS

CW300		HEAD OF FAMILY <i>White Ollie</i>			E.O. <i>18</i>	SHEET <i>8</i>
COLOR <i>W</i>	AGE <i>27</i>	BIRTHPLACE			VOL. <i>8</i>	
COUNTY <i>Bell</i>			CITY <i>Temple</i>			
OTHER MEMBERS OF FAMILY						
NAME		RELATIONSHIP	AGE	BIRTHPLACE		
<i>Vertude</i>		<i>W</i>	<i>27</i>			
<i>Eckath</i>		<i>S</i>	<i>3</i>			

FORM 10-636

1910 CENSUS INDEX - FAMILY

U. S. DEPARTMENT OF COMMERCE
BUREAU OF THE CENSUS

TEXAS

4300	NAME OF INDIVIDUAL <i>White Ollie</i>		E.O. <i>27</i>	SHEET <i>261</i>
COLOR <i>B</i>	AGE <i>8</i>	BIRTHPLACE	VOL. <i>87</i>	
COUNTY <i>Kaufman</i>		CITY		
ENUMERATED WITH <i>Suzey Annie</i>				
RELATIONSHIP TO ABOVE				
<input type="checkbox"/> SON	<input type="checkbox"/> NEPHEW	<input type="checkbox"/> STEPSON		
<input type="checkbox"/> DAUGHTER	<input type="checkbox"/> NIECE	<input type="checkbox"/> STEPDAUGHTER		
<input type="checkbox"/> BROTHER	<input type="checkbox"/> FATHER-IN-LAW	<input type="checkbox"/> COUSIN		
<input type="checkbox"/> SISTER	<input type="checkbox"/> MOTHER-IN-LAW	<input type="checkbox"/> HIRED MAN		
<input type="checkbox"/> FATHER	<input type="checkbox"/> SON-IN-LAW	<input type="checkbox"/> ROOMER		
<input type="checkbox"/> MOTHER	<input type="checkbox"/> DAUGHTER-IN-LAW	<input type="checkbox"/> SERVANT		
<input checked="" type="checkbox"/> GRANDSON	<input type="checkbox"/> BROTHER-IN-LAW	<input type="checkbox"/> OTHER (<i>Specify</i>)		
<input type="checkbox"/> GRANDDAUGHTER	<input type="checkbox"/> SISTER-IN-LAW			
<input type="checkbox"/> GRANDCHILD	<input type="checkbox"/> ORPHAN			

FORM 10-637
1910 CENSUS INDEX - INDIVIDUAL

U.S. DEPARTMENT OF COMMERCE
BUREAU OF THE CENSUS

TEXAS

W 300	HEAD OF FAMILY		White Oliver J		E.D.	SHEET
COLOR	AGE	BIRTHPLACE			89	165
W	30				VOL.	45
COUNTY	El Paso		CITY			
OTHER MEMBERS OF FAMILY						
	NAME	RELATIONSHIP	AGE	BIRTHPLACE		
	Julia	W	32			
	Jack	S	4			
	James Claria K	BL	13			
	Pearl A	SL	24			

FORM 10-636
1910 CENSUS INDEX - FAMILY

U. S. DEPARTMENT OF COMMERCE
BUREAU OF THE CENSUS

TEXAS

W 300		HEAD OF FAMILY		White Oliver J.		E.D.	SHEET
COLOR	W	AGE	BIRTHPLACE			16	4
COUNTY	Bosque			CITY	Clifton		
OTHER MEMBERS OF FAMILY							
	NAME	RELATIONSHIP	AGE	BIRTHPLACE			
	Wena	W	36	Ark			
	Minie	D	13				
	Warren	S	11				
	Swan	D	8				
	(not named)	D	0/12				

FORM 10-636

1910 CENSUS INDEX - FAMILY

U.S. DEPARTMENT OF COMMERCE
BUREAU OF THE CENSUS

TEXAS

W 300		NAME OF INDIVIDUAL White, Oliver J		E.D. 12	SHEET 16
COLOR W	AGE 9	BIRTHPLACE J		VOL. 14	
COUNTY		Bowie	CITY		
ENUMERATED WITH White, George E.					
RELATIONSHIP TO ABOVE					
<input type="checkbox"/> SON	<input type="checkbox"/> NEPHEW	<input type="checkbox"/> STEPSON			
<input type="checkbox"/> DAUGHTER	<input type="checkbox"/> NIECE	<input type="checkbox"/> STEPDAUGHTER			
<input type="checkbox"/> BROTHER	<input type="checkbox"/> FATHER-IN-LAW	<input type="checkbox"/> COUSIN			
<input type="checkbox"/> SISTER	<input type="checkbox"/> MOTHER-IN-LAW	<input type="checkbox"/> HIRED MAN			
<input type="checkbox"/> FATHER	<input type="checkbox"/> SON-IN-LAW	<input type="checkbox"/> ROOMER			
<input type="checkbox"/> MOTHER	<input type="checkbox"/> DAUGHTER-IN-LAW	<input type="checkbox"/> SERVANT			
<input checked="" type="checkbox"/> GRANDSON	<input type="checkbox"/> BROTHER-IN-LAW	<input type="checkbox"/> OTHER (Specify)			
<input type="checkbox"/> GRANDDAUGHTER	<input type="checkbox"/> SISTER-IN-LAW				
<input type="checkbox"/> GRANDCHILD	<input type="checkbox"/> ORPHAN				

FORM 10 637
1910 CENSUS INDEX - INDIVIDUAL

U. S. DEPARTMENT OF COMMERCE
BUREAU OF THE CENSUS

TEXAS

14300		HEAD OF FAMILY		Wood River		E.O.	SHEET
W		AGE	BIRTHPLACE			217	64
W		29	Mo			VOL. 132	
COUNTY				Throckmorton		CITY	
OTHER MEMBERS OF FAMILY							
	NAME	RELATIONSHIP	AGE	BIRTHPLACE			
1	Rachel W	W	63	W			
1	Alvin J Jr	S	20				

FORM 10 636

1910 CENSUS INDEX - FAMILY

U. S. DEPARTMENT OF COMMERCE
BUREAU OF THE CENSUS

TEXAS

W 300	HEAD OF FAMILY Wyatt Oliver B.		E.D. 1110	SHEET 142
COLOR W	AGE 32	BIRTHPLACE Texas	VOL. 130	
COUNTY Tarrant	CITY Fort Worth			
OTHER MEMBERS OF FAMILY				
	NAME	RELATIONSHIP	AGE	BIRTHPLACE
	Winnie K	W	24	
	Otis L	S	2	

FORM 10 636
1910 CENSUS INDEX - FAMILYU.S. DEPARTMENT OF COMMERCE
BUREAU OF THE CENSUS

TEXAS

W300		HEAD OF FAMILY		E.D.	SHEET
		Wyatt, Oliver E		101	30
COLOR	AGE	BIRTHPLACE		VOL.	
W	26	Ark.		52	
COUNTY			CITY		
OTHER MEMBERS OF FAMILY					
NAME		RELATIONSHIP	AGE	BIRTHPLACE	
Bessie A.		W	21		
Ketchum		S	3		
Lloyd J.		S	1/2		
4 1/2 C					

FORM 10-636
1910 CENSUS INDEX - FAMILY

U. S. DEPARTMENT OF COMMERCE
BUREAU OF THE CENSUS

TEXAS

W300	HEAD OF FAMILY		White, Oliver D.	E.D.	9	SHEET	19
COLOR	W	AGE	41	BIRTHPLACE			VOL. 14
COUNTY			Bosque	CITY			
OTHER MEMBERS OF FAMILY							
NAME		RELATIONSHIP	AGE	BIRTHPLACE			
Georgia		W	31				
Wilson		S	18				
Roch		D	10				
Louise		D	7				
Addie		D	4				

FORM 10-636
1910 CENSUS INDEX - FAMILY

U.S. DEPARTMENT OF COMMERCE
BUREAU OF THE CENSUS

TEXAS

7300	NAME OF INDIVIDUAL <i>Fred Oliver D.</i>		E.D. 10	SHEET 9
COLOR <i>A</i>	AGE 16	BIRTHPLACE	VOL. 4	
COUNTY		Bandera	CITY	
ENUMERATED WITH <i>Stonall Edgar J.</i>				
RELATIONSHIP TO ABOVE				
<input type="checkbox"/> SON	<input type="checkbox"/> NEPHEW	<input checked="" type="checkbox"/> STEPSON		
<input type="checkbox"/> DAUGHTER	<input type="checkbox"/> NIECE	<input type="checkbox"/> STEPDAUGHTER		
<input type="checkbox"/> BROTHER	<input type="checkbox"/> FATHER-IN-LAW	<input type="checkbox"/> COUSIN		
<input type="checkbox"/> SISTER	<input type="checkbox"/> MOTHER-IN-LAW	<input type="checkbox"/> HIRED MAN		
<input type="checkbox"/> FATHER	<input type="checkbox"/> SON-IN-LAW	<input type="checkbox"/> ROOMER		
<input type="checkbox"/> MOTHER	<input type="checkbox"/> DAUGHTER-IN-LAW	<input type="checkbox"/> SERVANT		
<input type="checkbox"/> GRANDSON	<input type="checkbox"/> BROTHER-IN-LAW	<input type="checkbox"/> OTHER (Specify)		
<input type="checkbox"/> GRANDDAUGHTER	<input type="checkbox"/> SISTER-IN-LAW			
<input type="checkbox"/> GRANDCHILD	<input type="checkbox"/> ORPHAN			

FORM 10-637
1910 CENSUS INDEX - INDIVIDUAL

U.S. DEPARTMENT OF COMMERCE
BUREAU OF THE CENSUS

TEXAS

W 300	HEAD OF FAMILY <i>Wyatt Oliver</i>		E.D. 43	SHEET 125
COLOR W	AGE 44	BIRTHPLACE Tenn	VOL. 85	
COUNTY Johnson	CITY			
OTHER MEMBERS OF FAMILY				
	NAME	RELATIONSHIP	AGE	BIRTHPLACE
	<i>Cora N</i>	<i>w</i>	38	<i>Tenn</i>
	<i>Truman E</i>	<i>S</i>	14	
	<i>James A</i>	<i>S</i>	12	
	<i>John C</i>	<i>S</i>	11	
	<i>May</i>	<i>D</i>	9	
	<i>Clara L</i>	<i>D</i>	6	
	<i>Robert A</i>	<i>S</i>	1 1/2	

FORM 10 636
1910 CENSUS INDEX - FAMILY

U. S. DEPARTMENT OF COMMERCE
BUREAU OF THE CENSUS

TEXAS

W	300	HEAD OF FAMILY <i>White</i>		E.O. 71	SHEET 119
COLOR B	AGE 40	BIRTHPLACE		VOL. 67	
COUNTY Harris	CITY Houston				
OTHER MEMBERS OF FAMILY					
NAME		RELATIONSHIP	AGE	BIRTHPLACE	
<i>Lizzie</i>		<i>W</i>	<i>27</i>		
<i>John</i>		<i>B</i>	<i>21</i>		

FORM 10 636

1910 CENSUS INDEX - FAMILY

U. S. DEPARTMENT OF COMMERCE
BUREAU OF THE CENSUS

TEXAS

W300	HEAD OF FAMILY Wood - (L. W.)		E.D. 19	SHEET 11
COLOR W	AGE 31	BIRTHPLACE		VOL. S
COUNTY	Bell		CITY Waxahatchee	
OTHER MEMBERS OF FAMILY				
	NAME	RELATIONSHIP	AGE	BIRTHPLACE
	W	W	25	
	W	D	1/2	

FORM 10 636
1910 CENSUS INDEX - FAMILY

U. S. DEPARTMENT OF COMMERCE
BUREAU OF THE CENSUS

TEXAS

W 30		HEAD OF FAMILY		E.O.	SHEET
W		W. Hite Oliver		36	145
COLOR	AGE	BIRTHPLACE		VOL.	
W	40			11	
COUNTY	Bexar		CITY	San Antonio	
OTHER MEMBERS OF FAMILY					
NAME		RELATIONSHIP	AGE	BIRTHPLACE	
plus 1 Boy 12 se					

FORM 10 636

1910 CENSUS INDEX - FAMILY

U. S. DEPARTMENT OF COMMERCE
BUREAU OF THE CENSUS

TEXAS

TEXAS

W 300		NAME OF INDIVIDUAL <i>W. H. Huts Olivia</i>		E.D. <i>58</i>	SHEET <i>72</i>
COLOR <i>Johnson</i>	AGE <i>59</i>	BIRTHPLACE <i>Ala</i>		VOL. <i>84</i>	
COUNTY <i>Johnson</i>		CITY <i>Franklin</i>			
ENUMERATED WITH <i>Hutchens, E. L.</i>					
RELATIONSHIP TO ABOVE					
<input type="checkbox"/> SON	<input type="checkbox"/> NEPHEW	<input type="checkbox"/> STEPSON			
<input type="checkbox"/> DAUGHTER	<input type="checkbox"/> NIECE	<input type="checkbox"/> STEPDAUGHTER			
<input type="checkbox"/> BROTHER	<input type="checkbox"/> FATHER-IN-LAW	<input type="checkbox"/> COUSIN			
<input type="checkbox"/> SISTER	<input type="checkbox"/> MOTHER-IN-LAW	<input type="checkbox"/> HIRED MAN			
<input type="checkbox"/> FATHER	<input type="checkbox"/> SON-IN-LAW	<input type="checkbox"/> ROOMER			
<input type="checkbox"/> MOTHER	<input type="checkbox"/> DAUGHTER-IN-LAW	<input type="checkbox"/> SERVANT			
<input type="checkbox"/> GRANDSON	<input type="checkbox"/> BROTHER-IN-LAW	<input type="checkbox"/> OTHER (Specify) <i>Housekeeper</i>			
<input type="checkbox"/> GRANDDAUGHTER	<input type="checkbox"/> SISTER-IN-LAW				
<input type="checkbox"/> GRANDCHILD	<input type="checkbox"/> ORPHAN				

FORM 10-637
1910 CENSUS INDEX - INDIVIDUAL

U. S. DEPARTMENT OF COMMERCE
BUREAU OF THE CENSUS

TEXAS

W300		NAME OF INDIVIDUAL White Olive L		E.D. 228	SHEET 31
COLOR W	AGE 5	BIRTHPLACE Okla		VOL. 142	
COUNTY -Wichita		CITY			
ENUMERATED WITH White John J.		RELATIONSHIP TO ABOVE			
<input type="checkbox"/> SON	<input type="checkbox"/> NEPHEW	<input type="checkbox"/> STEPSON			
<input type="checkbox"/> DAUGHTER	<input type="checkbox"/> NIECE	<input type="checkbox"/> STEPDAUGHTER			
<input type="checkbox"/> BROTHER	<input type="checkbox"/> FATHER-IN-LAW	<input type="checkbox"/> COUSIN			
<input type="checkbox"/> SISTER	<input type="checkbox"/> MOTHER-IN-LAW	<input type="checkbox"/> HIRED MAN			
<input type="checkbox"/> FATHER	<input type="checkbox"/> SON-IN-LAW	<input type="checkbox"/> ROOMER			
<input type="checkbox"/> MOTHER	<input type="checkbox"/> DAUGHTER-IN-LAW	<input type="checkbox"/> SERVANT			
<input type="checkbox"/> GRANDSON	<input type="checkbox"/> BROTHER-IN-LAW	<input type="checkbox"/> OTHER (Specify)			
<input type="checkbox"/> GRANDDAUGHTER	<input type="checkbox"/> SISTER-IN-LAW				
<input checked="" type="checkbox"/> GRANDCHILD	<input type="checkbox"/> ORPHAN				

FORM BC-627 (5-8-67)
FORMERLY 10-637

1910 CENSUS INDEX - INDIVIDUAL

U.S. DEPARTMENT OF COMMERCE
BUREAU OF THE CENSUS

TEXAS

W 300		NAME OF INDIVIDUAL Watt, Olive A		E.D. 72	SHEET 322
COLOR W	AGE 7 1/2	BIRTHPLACE		VOL. 103	
COUNTY Milam			CITY		
ENUMERATED WITH Watt, Buford A					
RELATIONSHIP TO ABOVE					
<input type="checkbox"/> SON	<input type="checkbox"/> NEPHEW	<input type="checkbox"/> STEPSON			
<input type="checkbox"/> DAUGHTER	<input type="checkbox"/> NIECE	<input type="checkbox"/> STEPDAUGHTER			
<input type="checkbox"/> BROTHER	<input type="checkbox"/> FATHER-IN-LAW	<input type="checkbox"/> COUSIN			
<input type="checkbox"/> SISTER	<input type="checkbox"/> MOTHER-IN-LAW	<input type="checkbox"/> HIRED MAN			
<input type="checkbox"/> FATHER	<input type="checkbox"/> SON-IN-LAW	<input type="checkbox"/> ROOMER			
<input type="checkbox"/> MOTHER	<input type="checkbox"/> DAUGHTER-IN-LAW	<input type="checkbox"/> SERVANT			
<input type="checkbox"/> GRANDSON	<input type="checkbox"/> BROTHER-IN-LAW	<input type="checkbox"/> OTHER (Specify)			
<input checked="" type="checkbox"/> GRANDDAUGHTER	<input type="checkbox"/> SISTER-IN-LAW				
<input type="checkbox"/> GRANDCHILD	<input type="checkbox"/> ORPHAN				

FORM 10-637

1910 CENSUS INDEX - INDIVIDUAL

U.S. DEPARTMENT OF COMMERCE
BUREAU OF THE CENSUS

See - Buford, Olive

TEXAS

W300-		NAME OF INDIVIDUAL <i>Wood Oliver</i>		E.D. 159	SHEET 31
COLOR <i>B</i>	AGE <i>14</i>	BIRTHPLACE		VOL. <i>135</i>	
COUNTY <i>Tyler</i>			CITY		
ENUMERATED WITH <i>Brushy Henry</i>					
RELATIONSHIP TO ABOVE					
<input type="checkbox"/> SON	<input type="checkbox"/> NEPHEW	<input checked="" type="checkbox"/> STEPSON			
<input type="checkbox"/> DAUGHTER	<input type="checkbox"/> NIECE	<input type="checkbox"/> STEPDAUGHTER			
<input type="checkbox"/> BROTHER	<input type="checkbox"/> FATHER-IN-LAW	<input type="checkbox"/> COUSIN			
<input type="checkbox"/> SISTER	<input type="checkbox"/> MOTHER-IN-LAW	<input type="checkbox"/> HIRED MAN			
<input type="checkbox"/> FATHER	<input type="checkbox"/> SON-IN-LAW	<input type="checkbox"/> ROOMER			
<input type="checkbox"/> MOTHER	<input type="checkbox"/> DAUGHTER-IN-LAW	<input type="checkbox"/> SERVANT			
<input type="checkbox"/> GRANDSON	<input type="checkbox"/> BROTHER-IN-LAW	<input type="checkbox"/> OTHER (Specify)			
<input type="checkbox"/> GRANDDAUGHTER	<input type="checkbox"/> SISTER-IN-LAW				
<input type="checkbox"/> GRANDCHILD	<input type="checkbox"/> ORPHAN				

FORM BC-627 (5-5-67)
FORMERLY 10-637

1910 CENSUS INDEX - INDIVIDUAL

U.S. DEPARTMENT OF COMMERCE
BUREAU OF THE CENSUS

TEXAS

W 300		NAME OF INDIVIDUAL <i>Wade, Alvey</i>		E.D. <i>216</i>	SHEET
COLOR <i>B</i>	AGE <i>2</i>	BIRTHPLACE		VOL. <i>18</i>	
COUNTY		<i>Burleson</i>	CITY		
ENUMERATED WITH <i>Jackson, Richard</i>					
RELATIONSHIP TO ABOVE					
<input type="checkbox"/> SON	<input type="checkbox"/> NEPHEW	<input type="checkbox"/> STEPSON			
<input type="checkbox"/> DAUGHTER	<input type="checkbox"/> NIECE	<input type="checkbox"/> STEPDAUGHTER			
<input type="checkbox"/> BROTHER	<input type="checkbox"/> FATHER-IN-LAW	<input type="checkbox"/> COUSIN			
<input type="checkbox"/> SISTER	<input type="checkbox"/> MOTHER-IN-LAW	<input type="checkbox"/> HIRED MAN			
<input type="checkbox"/> FATHER	<input type="checkbox"/> SON-IN-LAW	<input type="checkbox"/> ROOMER			
<input type="checkbox"/> MOTHER	<input type="checkbox"/> DAUGHTER-IN-LAW	<input type="checkbox"/> SERVANT			
<input type="checkbox"/> GRANDSON	<input type="checkbox"/> BROTHER-IN-LAW	<input type="checkbox"/> OTHER (Specify)			
<input checked="" type="checkbox"/> GRANDDAUGHTER	<input type="checkbox"/> SISTER-IN-LAW				
<input type="checkbox"/> GRANDCHILD	<input type="checkbox"/> ORPHAN				

FORM 10-637

1910 CENSUS INDEX - INDIVIDUAL

U. S. DEPARTMENT OF COMMERCE
BUREAU OF THE CENSUS

TEXAS

	HEAD OF FAMILY <i>Watt Aldman</i>		E.D. <i>26</i>	SHEET <i>284</i>
COLOR <i>mu</i>	AGE <i>75</i>	BIRTHPLACE <i>La.</i>	VOL. <i>87</i>	
COUNTY <i>Kaufman</i>		CITY		
OTHER MEMBERS OF FAMILY				
NAME		RELATIONSHIP	AGE	BIRTHPLACE
<i>Living alone.</i>				

FORM 10 636
1910 CENSUS INDEX - FAMILY

U. S. DEPARTMENT OF COMMERCE
BUREAU OF THE CENSUS

TEXAS

W 300		NAME OF INDIVIDUAL <i>White Alma</i>		E.D. 4	SHEET 33
COLOR <i>W</i>	AGE 2	BIRTHPLACE <i>J</i>		VOL. 15	
COUNTY <i>Bowie</i>			CITY <i>Taylor</i>		
ENUMERATED WITH <i>Ross Susan</i>					
RELATIONSHIP TO ABOVE					
<input type="checkbox"/> SON	<input type="checkbox"/> NEPHEW	<input type="checkbox"/> STEPSON			
<input type="checkbox"/> DAUGHTER	<input type="checkbox"/> NIECE	<input type="checkbox"/> STEPDAUGHTER			
<input type="checkbox"/> BROTHER	<input type="checkbox"/> FATHER-IN-LAW	<input type="checkbox"/> COUSIN			
<input type="checkbox"/> SISTER	<input type="checkbox"/> MOTHER-IN-LAW	<input type="checkbox"/> HIRED MAN			
<input type="checkbox"/> FATHER	<input type="checkbox"/> SON-IN-LAW	<input type="checkbox"/> ROOMER			
<input type="checkbox"/> MOTHER	<input type="checkbox"/> DAUGHTER-IN-LAW	<input type="checkbox"/> SERVANT			
<input type="checkbox"/> GRANDSON	<input type="checkbox"/> BROTHER-IN-LAW	<input type="checkbox"/> OTHER (Specify)			
<input checked="" type="checkbox"/> GRANDDAUGHTER	<input type="checkbox"/> SISTER-IN-LAW				
<input type="checkbox"/> GRANDCHILD	<input type="checkbox"/> ORPHAN				

FORM 10-637
1910 CENSUS INDEX-- INDIVIDUALU. S. DEPARTMENT OF COMMERCE
BUREAU OF THE CENSUS

TEXAS

10300	NAME OF INDIVIDUAL White, Ola M.		E.D. 123	SHEET 75
COLOR W	AGE 19	BIRTHPLACE	VOL. 149	
COUNTY		Wood	CITY	
ENUMERATED WITH White, -Jacob M.				
RELATIONSHIP TO ABOVE				
<input type="checkbox"/> SON	<input type="checkbox"/> NEPHEW	<input type="checkbox"/> STEPSON		
<input type="checkbox"/> DAUGHTER	<input type="checkbox"/> NIECE	<input type="checkbox"/> STEPDAUGHTER		
<input type="checkbox"/> BROTHER	<input type="checkbox"/> FATHER-IN-LAW	<input type="checkbox"/> COUSIN		
<input type="checkbox"/> SISTER	<input type="checkbox"/> MOTHER-IN-LAW	<input type="checkbox"/> HIRED MAN		
<input type="checkbox"/> FATHER	<input type="checkbox"/> SON-IN-LAW	<input type="checkbox"/> ROOMER		
<input type="checkbox"/> MOTHER	<input checked="" type="checkbox"/> DAUGHTER-IN-LAW	<input type="checkbox"/> SERVANT		
<input type="checkbox"/> GRANDSON	<input type="checkbox"/> BROTHER-IN-LAW	<input type="checkbox"/> OTHER (Specify)-		
<input type="checkbox"/> GRANDDAUGHTER	<input type="checkbox"/> SISTER-IN-LAW			
<input type="checkbox"/> GRANDCHILD	<input type="checkbox"/> ORPHAN			

FORM BC-627 (5-6-67)
FORMERLY 10-637

U.S. DEPARTMENT OF COMMERCE
BUREAU OF THE CENSUS

1910 CENSUS INDEX - INDIVIDUAL

TEXAS

W-300	NAME OF INDIVIDUAL <i>Wyatt Ola L</i>	44	SHEET 376
COLOR <i>W</i>	AGE <i>33</i>	BIRTHPLACE <i>ala</i>	VOL. <i>35</i>
COUNTY <i>Dallas</i>	CITY <i>Dallas</i>		
ENUMERATED WITH <i>Brazell Mary M</i>			
RELATIONSHIP TO ABOVE			
<input type="checkbox"/> SON	<input type="checkbox"/> NEPHEW	<input type="checkbox"/> STEPSON	
<input checked="" type="checkbox"/> DAUGHTER	<input type="checkbox"/> NIECE	<input type="checkbox"/> STEPDAUGHTER	
<input type="checkbox"/> BROTHER	<input type="checkbox"/> FATHER-IN-LAW	<input type="checkbox"/> COUSIN	
<input type="checkbox"/> SISTER	<input type="checkbox"/> MOTHER-IN-LAW	<input type="checkbox"/> HIRSD MAN	
<input type="checkbox"/> FATHER	<input type="checkbox"/> SON-IN-LAW	<input type="checkbox"/> ROOMER	
<input type="checkbox"/> MOTHER	<input type="checkbox"/> DAUGHTER-IN-LAW	<input type="checkbox"/> SERVANT	
<input type="checkbox"/> GRANDSON	<input type="checkbox"/> BROTHER-IN-LAW	<input type="checkbox"/> OTHER (Specify)	
<input type="checkbox"/> GRANDDAUGHTER	<input type="checkbox"/> SISTER-IN-LAW		
<input type="checkbox"/> GRANDCHILD	<input type="checkbox"/> ORPHAN		

FORM 10-637
1910 CENSUS INDEX - INDIVIDUAL

U. S. DEPARTMENT OF COMMERCE
BUREAU OF THE CENSUS

TEXAS

W 300	NAME OF INDIVIDUAL <i>White Ola B</i>		E. D. <i>36</i>	SHEET <i>13</i>
COLOR <i>B</i>	AGE <i>15</i>	BIRTHPLACE	VOL <i>94</i>	
COUNTY Limestone		CITY		
ENUMERATED WITH <i>Holmes John</i>				
RELATIONSHIP TO ABOVE				
<input type="checkbox"/> SON	<input type="checkbox"/> NEPHEW	<input type="checkbox"/> STEPSON		
<input type="checkbox"/> DAUGHTER	<input type="checkbox"/> NIECE	<input checked="" type="checkbox"/> STEPDAUGHTER		
<input type="checkbox"/> BROTHER	<input type="checkbox"/> FATHER-IN-LAW	<input type="checkbox"/> COUSIN		
<input type="checkbox"/> SISTER	<input type="checkbox"/> MOTHER-IN-LAW	<input type="checkbox"/> HIRED MAN		
<input type="checkbox"/> FATHER	<input type="checkbox"/> SON-IN-LAW	<input type="checkbox"/> ROOMER		
<input type="checkbox"/> MOTHER	<input type="checkbox"/> DAUGHTER-IN-LAW	<input type="checkbox"/> SERVANT		
<input type="checkbox"/> GRANDSON	<input type="checkbox"/> BROTHER-IN-LAW	<input type="checkbox"/> OTHER (<i>Specify</i>)		
<input type="checkbox"/> GRANDDAUGHTER	<input type="checkbox"/> SISTER-IN-LAW			
<input type="checkbox"/> GRANDCHILD	<input type="checkbox"/> ORPHAN			

FORM 10-637
1910 CENSUS INDEX - INDIVIDUAL

U. S. DEPARTMENT OF COMMERCE
BUREAU OF THE CENSUS

TEXAS

W300		NAME OF INDIVIDUAL White Ola		E.C. 88	SHEET 124
COLOR B	AGE 23	BIRTHPLACE		VOL. 97	
COUNTY McLennan			CITY Waco		
ENUMERATED WITH Van Fannie					
RELATIONSHIP TO ABOVE					
<input type="checkbox"/> SON	<input type="checkbox"/> NEPHEW	<input type="checkbox"/> STEPSON			
<input checked="" type="checkbox"/> DAUGHTER	<input type="checkbox"/> NIECE	<input type="checkbox"/> STEPDAUGHTER			
<input type="checkbox"/> BROTHER	<input type="checkbox"/> FATHER-IN-LAW	<input type="checkbox"/> COUSIN			
<input type="checkbox"/> SISTER	<input type="checkbox"/> MOTHER-IN-LAW	<input type="checkbox"/> HIRED MAN			
<input type="checkbox"/> FATHER	<input type="checkbox"/> SON-IN-LAW	<input type="checkbox"/> ROOMER			
<input type="checkbox"/> MOTHER	<input type="checkbox"/> DAUGHTER-IN-LAW	<input type="checkbox"/> SERVANT			
<input type="checkbox"/> GRANDSON	<input type="checkbox"/> BROTHER-IN-LAW	<input type="checkbox"/> OTHER (Specify)			
<input type="checkbox"/> GRANDDAUGHTER	<input type="checkbox"/> SISTER-IN-LAW				
<input type="checkbox"/> GRANDCHILD	<input type="checkbox"/> ORPHAN				

FORM 10-637

1910 CENSUS INDEX - INDIVIDUAL

U. S. DEPARTMENT OF COMMERCE
BUREAU OF THE CENSUS

TEXAS

10300	NAME OF INDIVIDUAL W. White, Oles		E.D. 3	SHEET 9
COLOR MU	AGE 7	BIRTHPLACE	VOL. 6	
COUNTY		CITY		
ENUMERATED WITH Blazos		BURNS Mandy		
RELATIONSHIP TO ABOVE:				
<input type="checkbox"/> SON	<input type="checkbox"/> NEPHEW	<input type="checkbox"/> STEPSON		
<input checked="" type="checkbox"/> DAUGHTER	<input type="checkbox"/> NIECE	<input type="checkbox"/> STEPDAUGHTER		
<input type="checkbox"/> BROTHER	<input type="checkbox"/> FATHER-IN-LAW	<input type="checkbox"/> COUSIN		
<input type="checkbox"/> SISTER	<input type="checkbox"/> MOTHER-IN-LAW	<input type="checkbox"/> HIRED MAN		
<input type="checkbox"/> FATHER	<input type="checkbox"/> SON-IN-LAW	<input type="checkbox"/> ROOMER		
<input type="checkbox"/> MOTHER	<input type="checkbox"/> DAUGHTER-IN-LAW	<input type="checkbox"/> SERVANT		
<input type="checkbox"/> GRANDSON	<input type="checkbox"/> BROTHER-IN-LAW	<input type="checkbox"/> OTHER (Specify)		
<input type="checkbox"/> GRANDDAUGHTER	<input type="checkbox"/> SISTER-IN-LAW	_____		
<input type="checkbox"/> GRANDCHILD	<input type="checkbox"/> ORPHAN	_____		

FORM 10-637
1910 CENSUS INDEX - INDIVIDUAL

U.S. DEPARTMENT OF COMMERCE
BUREAU OF THE CENSUS

TEXAS

W300		NAME OF INDIVIDUAL Whites, Olla		E.D. 82	SHEET 277
COLOR B	AGE 24	BIRTHPLACE		VOL. 59	
COUNTY Gonzales		CITY Gonzales			
ENUMERATED WITH Jones, Louella					
RELATIONSHIP TO ABOVE					
<input type="checkbox"/> SON	<input type="checkbox"/> NEPHEW	<input type="checkbox"/> STEPSON			
<input type="checkbox"/> DAUGHTER	<input type="checkbox"/> NIECE	<input type="checkbox"/> STEPDAUGHTER			
<input type="checkbox"/> BROTHER	<input type="checkbox"/> FATHER-IN-LAW	<input type="checkbox"/> COUSIN			
<input type="checkbox"/> SISTER	<input type="checkbox"/> MOTHER-IN-LAW	<input type="checkbox"/> MARRIED MAN			
<input type="checkbox"/> FATHER	<input type="checkbox"/> SON-IN-LAW	<input checked="" type="checkbox"/> ROOMER			
<input type="checkbox"/> MOTHER	<input type="checkbox"/> DAUGHTER-IN-LAW	<input type="checkbox"/> SERVANT			
<input type="checkbox"/> GRANDSON	<input type="checkbox"/> BROTHER-IN-LAW	<input type="checkbox"/> OTHER (Specify)			
<input type="checkbox"/> GRANDDAUGHTER	<input type="checkbox"/> SISTER-IN-LAW				
<input type="checkbox"/> GRANDCHILD	<input type="checkbox"/> ORPHAN				

FORM 10-637
1910 CENSUS INDEX - INDIVIDUAL

U.S. DEPARTMENT OF COMMERCE
BUREAU OF THE CENSUS

TEXAS

<i>W 300</i>	NAME OF INDIVIDUAL <i>Wade Odie</i>		E.D. <i>32</i>	SHEET <i>11</i>
COLOR <i>B</i>	AGE <i>17</i>	BIRTHPLACE	VOL. <i>19</i>	
COUNTY <i>Caldwell</i>		CITY		
ENUMERATED WITH <i>Wade Riddle</i>				
RELATIONSHIP TO ABOVE				
<input type="checkbox"/> SON.	<input type="checkbox"/> NEPHEW.	<input type="checkbox"/> STEPSON		
<input type="checkbox"/> DAUGHTER	<input type="checkbox"/> NIECE	<input type="checkbox"/> STEPDAUGHTER		
<input type="checkbox"/> BROTHER	<input type="checkbox"/> FATHER-IN-LAW	<input type="checkbox"/> COUSIN		
<input type="checkbox"/> SISTER	<input type="checkbox"/> MOTHER-IN-LAW	<input type="checkbox"/> HIRED MAN		
<input type="checkbox"/> FATHER	<input type="checkbox"/> SON-IN-LAW	<input type="checkbox"/> ROOMER		
<input type="checkbox"/> MOTHER	<input type="checkbox"/> DAUGHTER-IN-LAW	<input type="checkbox"/> SERVANT		
<input checked="" type="checkbox"/> GRANDSON	<input type="checkbox"/> BROTHER-IN-LAW	<input type="checkbox"/> OTHER (<i>Specify</i>)		
<input type="checkbox"/> GRANDDAUGHTER	<input type="checkbox"/> SISTER-IN-LAW			
<input type="checkbox"/> GRANDCHILD	<input type="checkbox"/> ORPHAN			

FORM 10-637
1910 CENSUS INDEX - INDIVIDUAL

U. S. DEPARTMENT OF COMMERCE
BUREAU OF THE CENSUS

		HEAD OF FAMILY		TEXAS	
W300		Theed M. dia		E.D.	SHEET
COLOR	W	AGE	36	139	306
COUNTY	Ellis		CITY	VOL.	47
OTHER MEMBERS OF FAMILY					
NAME	RELATIONSHIP	AGE	BIRTHPLACE		
1 Alice	W	34			

FORM 10-836
 1910 CENSUS INDEX - FAMILY

U.S. DEPARTMENT OF COMMERCE
 BUREAU OF THE CENSUS

W 300		NAME OF INDIVIDUAL Watt, Odie		E.D. 139	SHEET 131
COLOR B	AGE 10	BIRTHPLACE		VOL. 119	
COUNTY San Augustine		CITY			
ENUMERATED WITH Holman, Bob					
RELATIONSHIP TO ABOVE					
<input type="checkbox"/> SON	<input type="checkbox"/> NEPHEW	<input type="checkbox"/> STEPSON			
<input type="checkbox"/> DAUGHTER	<input type="checkbox"/> NIECE	<input type="checkbox"/> STEPDAUGHTER			
<input type="checkbox"/> BROTHER	<input type="checkbox"/> FATHER-IN-LAW	<input type="checkbox"/> COUSIN			
<input type="checkbox"/> SISTER	<input type="checkbox"/> MOTHER-IN-LAW	<input type="checkbox"/> HIRED MAN			
<input type="checkbox"/> FATHER	<input type="checkbox"/> SON-IN-LAW	<input type="checkbox"/> ROOMER			
<input type="checkbox"/> MOTHER	<input type="checkbox"/> DAUGHTER-IN-LAW	<input type="checkbox"/> SERVANT			
<input checked="" type="checkbox"/> GRANDSON	<input type="checkbox"/> BROTHER-IN-LAW	<input type="checkbox"/> OTHER (Specify)			
<input type="checkbox"/> GRANDDAUGHTER	<input type="checkbox"/> SISTER-IN-LAW				
<input checked="" type="checkbox"/> GRANDCHILD	<input type="checkbox"/> ORPHAN				

FORM 10-637 (5-10-62)

1910 CENSUS INDEX - INDIVIDUAL

U.S. DEPARTMENT OF COMMERCE
BUREAU OF THE CENSUS

• GPO : 1962 O-641023

TEXAS

W 300		NAME OF INDIVIDUAL		E.D.		SHEET	
COLOR		AGE		BIRTHPLACE		51 58	
B		11		Galveston		VOL. 56	
COUNTY				CITY			
Galveston				Galveston			
ENUMERATED WITH							
Anderson, Samuel							
RELATIONSHIP TO ABOVE							
<input type="checkbox"/> SON	<input type="checkbox"/> NEPHEW	<input type="checkbox"/> STEPSON					
<input type="checkbox"/> DAUGHTER	<input type="checkbox"/> NIECE	<input type="checkbox"/> STEPDAUGHTER					
<input type="checkbox"/> BROTHER	<input type="checkbox"/> FATHER-IN-LAW	<input type="checkbox"/> COUSIN					
<input type="checkbox"/> SISTER	<input type="checkbox"/> MOTHER-IN-LAW	<input type="checkbox"/> HIRED MAN					
<input type="checkbox"/> FATHER	<input type="checkbox"/> SON-IN-LAW	<input checked="" type="checkbox"/> ROOMER					
<input type="checkbox"/> MOTHER	<input type="checkbox"/> DAUGHTER-IN-LAW	<input type="checkbox"/> SERVANT					
<input type="checkbox"/> GRANDSON	<input type="checkbox"/> BROTHER-IN-LAW	<input type="checkbox"/> OTHER (Specify)					
<input type="checkbox"/> GRANDDAUGHTER	<input type="checkbox"/> SISTER-IN-LAW						
<input type="checkbox"/> GRANDCHILD	<input type="checkbox"/> ORPHAN						

FORM 10 637
1910 CENSUS INDEX - INDIVIDUAL

U.S. DEPARTMENT OF COMMERCE
BUREAU OF THE CENSUS

TEXAS

W 300	NAME OF INDIVIDUAL <i>White Odessa</i>		E.O. 100	SHEET 210
COLOR <i>B</i>	AGE <i>6</i>	BIRTHPLACE	VOL. <i>91</i>	
COUNTY <i>Lamar</i>	CITY			
ENUMERATED WITH <i>White Jesse</i>				
RELATIONSHIP TO ABOVE				
<input type="checkbox"/> SON	<input type="checkbox"/> NEPHEW	<input type="checkbox"/> STEPSON		
<input type="checkbox"/> DAUGHTER	<input type="checkbox"/> NIECE	<input type="checkbox"/> STEPDAUGHTER		
<input type="checkbox"/> BROTHER	<input type="checkbox"/> FATHER-IN-LAW	<input type="checkbox"/> COUSIN		
<input checked="" type="checkbox"/> SISTER	<input type="checkbox"/> MOTHER-IN-LAW	<input type="checkbox"/> HIRED MAN		
<input type="checkbox"/> FATHER	<input type="checkbox"/> SON-IN-LAW	<input type="checkbox"/> ROOMER		
<input type="checkbox"/> MOTHER	<input type="checkbox"/> DAUGHTER-IN-LAW	<input type="checkbox"/> SERVANT		
<input type="checkbox"/> GRANDSON	<input type="checkbox"/> BROTHER-IN-LAW	<input type="checkbox"/> OTHER (Specify)		
<input type="checkbox"/> GRANDDAUGHTER	<input type="checkbox"/> SISTER-IN-LAW			
<input type="checkbox"/> GRANDCHILD	<input type="checkbox"/> ORPHAN			

FORM 10-637
1910 CENSUS INDEX - INDIVIDUAL

U.S. DEPARTMENT OF COMMERCE
BUREAU OF THE CENSUS

TEXAS

10300	NAME OF INDIVIDUAL <i>White</i>		<i>Odessa, Mi.</i>		E.D. 134	SHEET 322
COLOR <i>W</i>	AGE <i>2</i>	BIRTHPLACE		VOL. <i>86</i>		
COUNTY <i>Jones</i>			CITY			
ENUMERATED WITH <i>White</i>						
RELATIONSHIP TO ABOVE <i>John T.</i>						
<input type="checkbox"/> SON	<input type="checkbox"/> NEPHEW	<input type="checkbox"/> STEPSON				
<input type="checkbox"/> DAUGHTER	<input type="checkbox"/> NIECE	<input type="checkbox"/> STEPDAUGHTER				
<input type="checkbox"/> BROTHER	<input type="checkbox"/> FATHER-IN-LAW	<input type="checkbox"/> COUSIN				
<input type="checkbox"/> SISTER	<input type="checkbox"/> MOTHER-IN-LAW	<input type="checkbox"/> HIRED MAN				
<input type="checkbox"/> FATHER	<input type="checkbox"/> SON-IN-LAW	<input type="checkbox"/> ROOMER				
<input type="checkbox"/> MOTHER	<input type="checkbox"/> DAUGHTER-IN-LAW	<input type="checkbox"/> SERVANT				
<input type="checkbox"/> GRANDSON	<input type="checkbox"/> BROTHER-IN-LAW	<input type="checkbox"/> OTHER (Specify)				
<input checked="" type="checkbox"/> GRANDDAUGHTER	<input type="checkbox"/> SISTER-IN-LAW					
<input type="checkbox"/> GRANDCHILD	<input type="checkbox"/> ORPHAN					

FORM 10-637
1910 CENSUS INDEX - INDIVIDUAL

U.S. DEPARTMENT OF COMMERCE
BUREAU OF THE CENSUS

TEXAS

W 300	NAME OF INDIVIDUAL <i>White Adell</i>		E.O. <i>33</i>	SHEET <i>278</i>
COLOR <i>W</i>	AGE <i>8</i>	BIRTHPLACE	VOL. <i>87</i>	
COUNTY Kaufman		CITY		
ENUMERATED WITH <i>Jones Abb</i>				
RELATIONSHIP TO ABOVE				
<input type="checkbox"/> SON	<input type="checkbox"/> NEPHEW	<input type="checkbox"/> STEPSON		
<input type="checkbox"/> DAUGHTER	<input type="checkbox"/> NIECE	<input checked="" type="checkbox"/> STEPDAUGHTER		
<input type="checkbox"/> BROTHER	<input type="checkbox"/> FATHER-IN-LAW	<input type="checkbox"/> COUSIN		
<input type="checkbox"/> SISTER	<input type="checkbox"/> MOTHER-IN-LAW	<input type="checkbox"/> HIRED MAN		
<input type="checkbox"/> FATHER	<input type="checkbox"/> SON-IN-LAW	<input type="checkbox"/> ROOMER		
<input type="checkbox"/> MOTHER	<input type="checkbox"/> DAUGHTER-IN-LAW	<input type="checkbox"/> SERVANT		
<input type="checkbox"/> GRANDSON	<input type="checkbox"/> BROTHER-IN-LAW	<input type="checkbox"/> OTHER (Specify)		
<input type="checkbox"/> GRANDDAUGHTER	<input type="checkbox"/> SISTER-IN-LAW			
<input type="checkbox"/> GRANDCHILD	<input type="checkbox"/> ORPHAN			

FORM 10-637

1910 CENSUS INDEX - INDIVIDUAL

U.S. DEPARTMENT OF COMMERCE
BUREAU OF THE CENSUS

TEXAS

u 300		HEAD OF FAMILY		E.D.	SHEET
COLOR		AGE	BIRTHPLACE	40	259
W		38	Mexico	VOL.	88
COUNTY Kaufman			CITY		
OTHER MEMBERS OF FAMILY					
NAME		RELATIONSHIP	AGE	BIRTHPLACE	
Mildred		S	14		
Catherine		S	11		
Harvey		S	9		
Ray		S	6		
Emma		D	172		

FORM 10 636
1910 CENSUS INDEX - FAMILY

U. S. DEPARTMENT OF COMMERCE
BUREAU OF THE CENSUS

TEXAS

W300		NAME OF INDIVIDUAL		E.D.	SHEET
W		White, Oda M.		12	16
COLOR	AGE	BIRTHPLACE		VOL.	
	5			14	
COUNTY		CITY			
Bowie					
ENUMERATED WITH					
White, George E.					
RELATIONSHIP TO ABOVE					
<input type="checkbox"/> SON	<input type="checkbox"/> NEPHEW	<input type="checkbox"/> STEPSON			
<input type="checkbox"/> DAUGHTER	<input type="checkbox"/> NIECE	<input type="checkbox"/> STEPDAUGHTER			
<input type="checkbox"/> BROTHER	<input type="checkbox"/> FATHER-IN-LAW	<input type="checkbox"/> COUSIN			
<input type="checkbox"/> SISTER	<input type="checkbox"/> MOTHER-IN-LAW	<input type="checkbox"/> HIRED MAN			
<input type="checkbox"/> FATHER	<input type="checkbox"/> SON-IN-LAW	<input type="checkbox"/> ROOMER			
<input type="checkbox"/> MOTHER	<input type="checkbox"/> DAUGHTER-IN-LAW	<input type="checkbox"/> SERVANT			
<input type="checkbox"/> GRANDSON	<input type="checkbox"/> BROTHER-IN-LAW	<input type="checkbox"/> OTHER (Specify)			
<input checked="" type="checkbox"/> GRANDDAUGHTER	<input type="checkbox"/> SISTER-IN-LAW				
<input type="checkbox"/> GRANDCHILD	<input type="checkbox"/> ORPHAN				

FORM 10 637
1910 CENSUS INDEX - INDIVIDUAL

U. S. DEPARTMENT OF COMMERCE
BUREAU OF THE CENSUS

TEXAS

W300		NAME OF INDIVIDUAL Wade Citrus		E.O.	SHEET
COLOR W	AGE 81	BIRTHPLACE Ala		95	9
COUNTY BROWD			CITY	VOL. 17	
ENUMERATED WITH Pickens Howard R					
RELATIONSHIP TO ABOVE					
<input type="checkbox"/> SON	<input type="checkbox"/> NEPHEW	<input type="checkbox"/> STEPSON			
<input type="checkbox"/> DAUGHTER	<input type="checkbox"/> NIECE	<input type="checkbox"/> STEPDAUGHTER			
<input type="checkbox"/> BROTHER	<input type="checkbox"/> FATHER-IN-LAW	<input type="checkbox"/> COUSIN			
<input type="checkbox"/> SISTER	<input type="checkbox"/> MOTHER-IN-LAW	<input type="checkbox"/> HIRED MAN			
<input type="checkbox"/> FATHER	<input type="checkbox"/> SON-IN-LAW	<input type="checkbox"/> ROOMER			
<input type="checkbox"/> MOTHER	<input type="checkbox"/> DAUGHTER-IN-LAW	<input type="checkbox"/> SERVANT			
<input type="checkbox"/> GRANDSON	<input type="checkbox"/> BROTHER-IN-LAW	<input checked="" type="checkbox"/> OTHER (Specify) A			
<input type="checkbox"/> GRANDDAUGHTER	<input type="checkbox"/> SISTER-IN-LAW				
<input type="checkbox"/> GRANDCHILD	<input type="checkbox"/> ORPHAN				

FORM 10-687
1910 CENSUS INDEX - INDIVIDUAL

U.S. DEPARTMENT OF COMMERCE
BUREAU OF THE CENSUS

TEXAS

W 300		HEAD OF FAMILY			White Octavia		E. D.	SHEET
COLOR	B	AGE	38	BIRTHPLACE			8	78
COUNTY				CITY		VOL.		
				Waco		99		
OTHER MEMBERS OF FAMILY								
NAME			RELATIONSHIP	AGE	BIRTHPLACE			
1 Willie			W	31				

FORM 10 636
 1910 CENSUS INDEX - FAMILY

U. S. DEPARTMENT OF COMMERCE
 BUREAU OF THE CENSUS

TEXAS

(W) 300	NAME OF INDIVIDUAL <i>W. White, Octave</i>		E.D. <i>164</i>	SHEET <i>16</i>
COLOR <i>B</i>	AGE <i>20</i>	BIRTHPLACE	VOL. <i>147</i>	
COUNTY	CITY <i>Wharton</i>			
ENUMERATED WITH <i>White, Simon</i>				
RELATIONSHIP TO ABOVE				
<input type="checkbox"/> SON <input type="checkbox"/> DAUGHTER <input checked="" type="checkbox"/> BROTHER <input type="checkbox"/> SISTER <input type="checkbox"/> FATHER <input type="checkbox"/> MOTHER <input type="checkbox"/> GRANDSON <input type="checkbox"/> GRANDDAUGHTER <input type="checkbox"/> GRANDCHILD	<input type="checkbox"/> NEPHEW <input type="checkbox"/> NIECE <input type="checkbox"/> FATHER-IN-LAW <input type="checkbox"/> MOTHER-IN-LAW <input type="checkbox"/> SON-IN-LAW <input type="checkbox"/> DAUGHTER-IN-LAW <input type="checkbox"/> BROTHER-IN-LAW <input type="checkbox"/> SISTER-IN-LAW <input type="checkbox"/> ORPHAN	<input type="checkbox"/> STEPSON <input type="checkbox"/> STEPDAUGHTER <input type="checkbox"/> COUSIN <input type="checkbox"/> HIRED MAN <input type="checkbox"/> ROOMER <input type="checkbox"/> SERVANT <input type="checkbox"/> OTHER (Specify)		

FORM BC-627 (5-9-07)
FORMERLY 10-837

1910 CENSUS INDEX - INDIVIDUAL

U. S. DEPARTMENT OF COMMERCE
BUREAU OF THE CENSUS

TEXAS

6300		HEAD OF FAMILY		E.O.	SHEET
White		Abraham B.		97	242
COLOR	AGE	BIRTHPLACE		VOL.	
W	4/2			1/1	
COUNTY			CITY		
Nueces			Brownsville		
OTHER MEMBERS OF FAMILY:					
NAME		RELATIONSHIP	AGE	BIRTHPLACE	
Marie		W	37		
Layla		D	16		
11 B0					

FORM 10 636

1910 CENSUS INDEX - FAMILY

U.S. DEPARTMENT OF COMMERCE
BUREAU OF THE CENSUS

TEXAS

W300		NAME OF INDIVIDUAL Wood Obea		E.D.	SHEET
COLOR W	AGE 20	BIRTHPLACE Ga.		91	287
COUNTY Tarrant		CITY		VOL. 127	
ENUMERATED WITH Crockett F. C.					
RELATIONSHIP, TO ABOVE					
<input type="checkbox"/> SON	<input type="checkbox"/> NEPHEW	<input type="checkbox"/> STEPSON			
<input type="checkbox"/> DAUGHTER	<input type="checkbox"/> NIECE	<input type="checkbox"/> STEPDAUGHTER			
<input type="checkbox"/> BROTHER	<input type="checkbox"/> FATHER-IN-LAW	<input type="checkbox"/> COUSIN			
<input type="checkbox"/> SISTER	<input type="checkbox"/> MOTHER-IN-LAW	<input type="checkbox"/> HIRED MAN			
<input type="checkbox"/> FATHER	<input type="checkbox"/> SON-IN-LAW	<input type="checkbox"/> ROOMER			
<input type="checkbox"/> MOTHER	<input type="checkbox"/> DAUGHTER-IN-LAW	<input type="checkbox"/> SERVANT			
<input type="checkbox"/> GRANDSON	<input type="checkbox"/> BROTHER-IN-LAW	<input type="checkbox"/> OTHER (Specify)			
<input type="checkbox"/> GRANDDAUGHTER	<input type="checkbox"/> SISTER-IN-LAW				
<input type="checkbox"/> GRANDCHILD	<input type="checkbox"/> ORPHAN				

FORM 10-637

1910 CENSUS INDEX - INDIVIDUAL

U.S. DEPARTMENT OF COMMERCE
BUREAU OF THE CENSUS

TEXAS

- W 300		NAME OF INDIVIDUAL		E.D.	SHEET
COLOR	AGE	BIRTHPLACE		49	69
- W	11			VOL.	71
COUNTY		Harrison	CITY	Marshall	
ENUMERATED WITH					
Wood, Rebecca B.					
RELATIONSHIP TO ABOVE					
<input type="checkbox"/> SON	<input type="checkbox"/> NEPHEW	<input type="checkbox"/> STEPSON			
<input type="checkbox"/> DAUGHTER	<input type="checkbox"/> NIECE	<input type="checkbox"/> STEPDAUGHTER			
<input type="checkbox"/> BROTHER	<input type="checkbox"/> FATHER-IN-LAW	<input type="checkbox"/> COUSIN			
<input type="checkbox"/> SISTER	<input type="checkbox"/> MOTHER-IN-LAW	<input type="checkbox"/> HIRED MAN			
<input type="checkbox"/> FATHER	<input type="checkbox"/> SON-IN-LAW	<input type="checkbox"/> ROOMER			
<input type="checkbox"/> MOTHER	<input type="checkbox"/> DAUGHTER-IN-LAW	<input type="checkbox"/> SERVANT			
<input type="checkbox"/> GRANDSON	<input type="checkbox"/> BROTHER-IN-LAW	<input checked="" type="checkbox"/> OTHER (Specify)			
<input type="checkbox"/> GRANDDAUGHTER	<input type="checkbox"/> SISTER-IN-LAW				
<input type="checkbox"/> GRANDCHILD	<input type="checkbox"/> ORPHAN				

FORM 10-637
1910 CENSUS INDEX - INDIVIDUAL

U. S. DEPARTMENT OF COMMERCE
BUREAU OF THE CENSUS

TEXAS

14300	HEAD OF FAMILY		White MA		E.O.	SHEET
COLOR	AGE	BIRTHPLACE		VOL.		
W	26			108		
COUNTY			CITY			
Navarro						
OTHER MEMBERS OF FAMILY						
NAME		RELATIONSHIP	AGE	BIRTHPLACE		
John		W	15			
Lillian		D	9/2			
4/6						

FORM 10 636
1910 CENSUS INDEX - FAMILY

U. S. DEPARTMENT OF COMMERCE
BUREAU OF THE CENSUS

TEXAS

4/30 9		NAME OF INDIVIDUAL <i>Wood, Oates</i>		E.D.	SHEET
COLOR <i>W</i>	AGE <i>23</i>	BIRTHPLACE		<i>22</i>	<i>181</i>
COUNTY <i>Harris</i>				VOL. <i>82</i>	
ENUMERATED WITH			<i>Houston</i>		
RELATIONSHIP TO ABOVE <i>Carley, Lynn L.</i>					
<input type="checkbox"/> SON	<input type="checkbox"/> NEPHEW	<input type="checkbox"/> STEPSON			
<input type="checkbox"/> DAUGHTER	<input type="checkbox"/> NIECE	<input type="checkbox"/> STEPDAUGHTER			
<input type="checkbox"/> BROTHER	<input type="checkbox"/> FATHER-IN-LAW	<input type="checkbox"/> COUSIN			
<input type="checkbox"/> SISTER	<input type="checkbox"/> MOTHER-IN-LAW	<input type="checkbox"/> HIRED MAN			
<input type="checkbox"/> FATHER	<input type="checkbox"/> SON-IN-LAW	<input type="checkbox"/> ROOMER			
<input type="checkbox"/> MOTHER	<input checked="" type="checkbox"/> DAUGHTER-IN-LAW	<input type="checkbox"/> SERVANT			
<input type="checkbox"/> GRANDSON	<input type="checkbox"/> BROTHER-IN-LAW	<input type="checkbox"/> OTHER (Specify)			
<input type="checkbox"/> GRANDDAUGHTER	<input type="checkbox"/> SISTER-IN-LAW				
<input type="checkbox"/> GRANDCHILD	<input type="checkbox"/> ORPHAN				

FORM 10 637

1910 CENSUS INDEX - INDIVIDUAL

U.S. DEPARTMENT OF COMMERCE
BUREAU OF THE CENSUS

TEXAS

70300		HEAD OF FAMILY		Wade O.T.		E.D.	SHEET
COLOR	AGE	BIRTHPLACE				81	192
111	22					VOL.	
COUNTY				CITY			
Parker							
OTHER MEMBERS OF FAMILY							
NAME				RELATIONSHIP	AGE	BIRTHPLACE	
Eda				W	21		
Mary				D	1	Wade	

FORM 10-636

1910 CENSUS INDEX - FAMILY

U. S. DEPARTMENT OF COMMERCE
BUREAU OF THE CENSUS

TEXAS

W. Sec.		HEAD OF FAMILY		Wood Op.		E.D.	SHEET
COLOR	W	AGE	49	BIRTHPLACE	Ind	53	209
COUNTY	Harris			CITY	Houston		
OTHER MEMBERS OF FAMILY							
	NAME	RELATIONSHIP	AGE	BIRTHPLACE			
	Fela	W	33	Miss			
	Joe	S	16				
	Raymond	S	14				
	Payton	S	11				
	Geo	S	8				

FORM 10-636
1910 CENSUS INDEX - FAMILY

U.S. DEPARTMENT OF COMMERCE
BUREAU OF THE CENSUS

TEXAS

W300		NAME OF INDIVIDUAL Wood O P		E.D. 253	SHEET 126
COLOR W	AGE 23	BIRTHPLACE Ala		VOL. -126	
COUNTY		CITY Sterling			
ENUMERATED WITH Johnson C. H.					
RELATIONSHIP TO ABOVE					
<input type="checkbox"/> SON	<input type="checkbox"/> NEPHEW	<input type="checkbox"/> STEPSON			
<input type="checkbox"/> DAUGHTER	<input type="checkbox"/> NIECE	<input type="checkbox"/> STEPDAUGHTER			
<input type="checkbox"/> BROTHER	<input type="checkbox"/> FATHER-IN-LAW	<input type="checkbox"/> COUSIN			
<input type="checkbox"/> SISTER	<input type="checkbox"/> MOTHER-IN-LAW	<input type="checkbox"/> HIRED MAN			
<input checked="" type="checkbox"/> FATHER	<input type="checkbox"/> SON-IN-LAW	<input checked="" type="checkbox"/> ROOMER			
<input type="checkbox"/> MOTHER	<input type="checkbox"/> DAUGHTER-IN-LAW	<input type="checkbox"/> SERVANT			
<input type="checkbox"/> GRANDSON	<input type="checkbox"/> BROTHER-IN-LAW	<input type="checkbox"/> OTHER (Specify)			
<input type="checkbox"/> GRANDDAUGHTER	<input type="checkbox"/> SISTER-IN-LAW	<input type="checkbox"/>			
<input type="checkbox"/> GRANDCHILD	<input type="checkbox"/> ORPHAN	<input type="checkbox"/>			

FORM BC-627 (8-5-67)
FORMERLY 10-627

1910 CENSUS INDEX - INDIVIDUAL

U.S. DEPARTMENT OF COMMERCE
BUREAU OF THE CENSUS

TEXAS

NAME OF INDIVIDUAL <i>White, C. N.</i>		E.O. <i>53</i>	SHEET <i>2</i>
COLOR <i>W</i>	AGE <i>22</i>	BIRTHPLACE <i>Mo</i>	VOL. <i>31</i>
COUNTY <i>E Cooke</i>	CITY		
ENUMERATED WITH <i>White, C. a.</i>			
RELATIONSHIP TO ABOVE			
<input type="checkbox"/> SON	<input type="checkbox"/> NEPHEW	<input type="checkbox"/> STEPSON	
<input type="checkbox"/> DAUGHTER	<input type="checkbox"/> NIECE	<input type="checkbox"/> STEPDAUGHTER	
<input checked="" type="checkbox"/> BROTHER	<input type="checkbox"/> FATHER-IN-LAW	<input type="checkbox"/> COUSIN	
<input type="checkbox"/> SISTER	<input type="checkbox"/> MOTHER-IN-LAW	<input type="checkbox"/> HIRED MAN	
<input type="checkbox"/> FATHER	<input type="checkbox"/> SON-IN-LAW	<input type="checkbox"/> ROOMER	
<input type="checkbox"/> MOTHER	<input type="checkbox"/> DAUGHTER-IN-LAW	<input type="checkbox"/> SERVANT	
<input type="checkbox"/> GRANDSON	<input type="checkbox"/> BROTHER-IN-LAW	<input type="checkbox"/> OTHER (<i>Specify</i>)	
<input type="checkbox"/> GRANDDAUGHTER	<input type="checkbox"/> SISTER-IN-LAW		
<input type="checkbox"/> GRANDCHILD.	<input type="checkbox"/> ORPHAN		

FORM 10 637
1910 CENSUS INDEX - INDIVIDUAL

U. S. DEPARTMENT OF COMMERCE
BUREAU OF THE CENSUS

TEXAS

W300	HEAD OF FAMILY White CM		E.O. 157	SHEET 332
COLOR W	AGE 28	BIRTHPLACE		VOL. 89
COUNTY Knox			CITY	
OTHER MEMBERS OF FAMILY				
NAME		RELATIONSHIP	AGE	BIRTHPLACE
John		W	29	
Elmer		D	7	
Lorrie		S	4	
Clark D		S	2	

FORM 10 636
1910 CENSUS INDEX - FAMILY

U.S. DEPARTMENT OF COMMERCE
BUREAU OF THE CENSUS

TEXAS

10300	HEAD OF FAMILY Watt G J.		E.D. 89	SHEET 430
COLOR W	AGE 27	BIRTHPLACE	VOL. 108	
COUNTY Tarrant	CITY Kerns			
OTHER MEMBERS OF FAMILY				
NAME		RELATIONSHIP	AGE	BIRTHPLACE
Wason		W	28	
St. ...			15	

TEXAS

W. B.	HEAD OF FAMILY		White, O. L.	E. D.	SHEET
COLOR	AGE	BIRTHPLACE		83	68
W	50	Ala.		VOL.	66
COUNTY	Harris		CITY	Houston	
OTHER MEMBERS OF FAMILY					
	NAME	RELATIONSHIP	AGE	BIRTHPLACE	
1	Elmire	W	37	La.	
	Quigrouze, L	A	51	I	

FORM 10 636
1910 CENSUS INDEX - FAMILY

U. S. DEPARTMENT OF COMMERCE
BUREAU OF THE CENSUS

TEXAS

U. 300	HEAD OF FAMILY.		Wood O. K.		E. D.	SHEET
COLOR	AGE	BIRTHPLACE		VOL.		
W	67			58		
COUNTY	Grimes		CITY			
OTHER MEMBERS OF FAMILY						
NAME		RELATIONSHIP	AGE	BIRTHPLACE		
Fannie		W	63	Ta		

FORM 10-636
1910 CENSUS INDEX - FAMILY

U. S. DEPARTMENT OF COMMERCE
BUREAU OF THE CENSUS

TEXAS

12300		HEAD OF FAMILY		E.D.	SHEET
W		AGE	BIRTHPLACE	VOL.	
COUNTY	Wharton		CITY		
OTHER MEMBERS OF FAMILY					
	NAME	RELATIONSHIP	AGE	BIRTHPLACE	
1	Bernard E	W	30	Ill.	
	Walter E	D	12	N. Dak.	
	Thelma L	D	11	N. Dak.	
	Viola	D	7	Okla.	
	Marvin	D	3	Kans.	
	Ethel	D	1 1/2		

FORM 10 636

1910 CENSUS INDEX - FAMILY

U.S. DEPARTMENT OF COMMERCE
BUREAU OF THE CENSUS

TEXAS

10300	HEAD OF FAMILY White C. E.		E.D. 113	SHEET 84
COLOR W	AGE 40	BIRTHPLACE Ia	VOL. 72	
COUNTY .	Haskell		CITY	
OTHER MEMBERS OF FAMILY				
	NAME	RELATIONSHIP	AGE	BIRTHPLACE
-	Jessie L	W	40	Ia
	Wm L	D	12	
	Lola L	D	10	

FORM 10 636
1910 CENSUS INDEX - FAMILY

U S DEPARTMENT OF COMMERCE
BUREAU OF THE CENSUS

TEXAS

W300	HEAD OF FAMILY		Wood O E		E.D.	SHEET
COLOR	AGE	BIRTHPLACE		77	87	
W	27	Miss		VOL.	39-	
COUNTY			Denton	CITY		
OTHER MEMBERS OF FAMILY						
NAME		RELATIONSHIP	AGE	BIRTHPLACE		
Young		Also				

FORM 10-636
1910 CENSUS INDEX - FAMILY

U.S. DEPARTMENT OF COMMERCE
BUREAU OF THE CENSUS

TEXAS

W300		NAME OF INDIVIDUAL		O.	O.	E.D.	SHEET
Wood				45	331		
COLOR	AGE	BIRTHPLACE		VOL.			
W-	45	N D		34			
COUNTY				CITY			
Dallas				Dallas			
ENUMERATED WITH							
Correll Ella							
RELATIONSHIP TO ABOVE							
<input type="checkbox"/> SON	<input type="checkbox"/> NEPHEW	<input type="checkbox"/> STEPSON					
<input type="checkbox"/> DAUGHTER	<input type="checkbox"/> NIECE	<input type="checkbox"/> STEPDAUGHTER					
<input type="checkbox"/> BROTHER	<input type="checkbox"/> FATHER-IN-LAW	<input type="checkbox"/> COUSIN					
<input type="checkbox"/> SISTER	<input type="checkbox"/> MOTHER-IN-LAW	<input type="checkbox"/> HIRED MAN					
<input type="checkbox"/> FATHER	<input type="checkbox"/> SON-IN-LAW	<input checked="" type="checkbox"/> ROOMER					
<input type="checkbox"/> MOTHER	<input type="checkbox"/> DAUGHTER-IN-LAW	<input type="checkbox"/> SERVANT					
<input type="checkbox"/> GRANDSON	<input type="checkbox"/> BROTHER-IN-LAW	<input type="checkbox"/> OTHER (Specify)					
<input type="checkbox"/> GRANDDAUGHTER	<input type="checkbox"/> SISTER-IN-LAW						
<input type="checkbox"/> GRANDCHILD	<input type="checkbox"/> ORPHAN						

FORM 10-637
1910 CENSUS INDEX - INDIVIDUAL

U. S. DEPARTMENT OF COMMERCE
BUREAU OF THE CENSUS

TEXAS

W 300	HEAD OF FAMILY Hood, C. C. ✓		E.O. 176	SHEET 165
COLOR W	AGE 23	BIRTHPLACE		VOL. 105
COUNTY Montague		CITY		
OTHER MEMBERS OF FAMILY				
NAME		RELATIONSHIP	AGE	BIRTHPLACE
Myrtle		W	18	Ill.
Austin		S	2	
Lora		D	2/12	

FORM 10-636

1910 CENSUS INDEX - FAMILY

U.S. DEPARTMENT OF COMMERCE,
BUREAU OF THE CENSUS

TEXAS

W300	HEAD OF FAMILY Wyatt O C		E.D. 87	SHEET 126
COLOR W	AGE 26	BIRTHPLACE		VOL. 39
COUNTY Denton		CITY		
OTHER MEMBERS OF FAMILY				
NAME		RELATION- SHIP	AGE	BIRTHPLACE
/ Mill		W	25	Ala
Virginia		D	11 12	

FORM 10-636
1910 CENSUS INDEX - FAMILY

U. S. DEPARTMENT OF COMMERCE
BUREAU OF THE CENSUS

TEXAS

W 316	NAME OF INDIVIDUAL <i>Watford, O. B.</i>		E.O. <i>58</i>	SHEET <i>76</i>
COLOR <i>W</i>	AGE <i>31</i>	BIRTHPLACE <i>Ark</i>	VOL. <i>84</i>	
COUNTY <i>Johnson</i>		CITY <i>Grandview</i>		
ENUMERATED WITH <i>Watford, A. M.</i>				
RELATIONSHIP TO ABOVE				
<input type="checkbox"/> SON	<input type="checkbox"/> NEPHEW	<input type="checkbox"/> STEPSON		
<input type="checkbox"/> DAUGHTER	<input type="checkbox"/> NIECE	<input type="checkbox"/> STEPDAUGHTER		
<input checked="" type="checkbox"/> BROTHER	<input type="checkbox"/> FATHER-IN-LAW	<input type="checkbox"/> COUSIN		
<input type="checkbox"/> SISTER	<input type="checkbox"/> MOTHER-IN-LAW	<input type="checkbox"/> HIRED MAN		
<input type="checkbox"/> FATHER	<input type="checkbox"/> SON-IN-LAW	<input type="checkbox"/> ROOMER		
<input type="checkbox"/> MOTHER	<input type="checkbox"/> DAUGHTER-IN-LAW	<input type="checkbox"/> SERVANT		
<input type="checkbox"/> GRANDSON	<input type="checkbox"/> BROTHER-IN-LAW	<input type="checkbox"/> OTHER (Specify)		
<input type="checkbox"/> GRANDDAUGHTER	<input type="checkbox"/> SISTER-IN-LAW			
<input type="checkbox"/> GRANDCHILD	<input type="checkbox"/> ORPHAN			

FORM 10-637
1910 CENSUS INDEX - INDIVIDUAL

U.S. DEPARTMENT OF COMMERCE
BUREAU OF THE CENSUS

TEXAS

W 300		HEAD OF FAMILY		E.D.	SHEET
		White, C. B.		191	6
COLOR	AGE	BIRTHPLACE		VOL.	
W	25			96	
COUNTY			CITY		
McCulloch					
OTHER MEMBERS OF FAMILY					
NAME		RELATIONSHIP	AGE	BIRTHPLACE	
Lottie		D	21	Tenn	
Zada Lee		D	4		
Katy May		D	2		
Cuida Nell		D	3 1/2		

FORM 10-636

1910 CENSUS INDEX - FAMILY

U. S. DEPARTMENT OF COMMERCE
BUREAU OF THE CENSUS

TEXAS

W300	HEAD OF FAMILY White OB		E.D. 21	SHEET 8
COLOR W	AGE 21	BIRTHPLACE	VOL. 27	
COUNTY Collin		CITY		
OTHER MEMBERS OF FAMILY				
NAME		RELATIONSHIP	AGE	BIRTHPLACE
Willie		W	17	Ark
Ellen		D	12 12	

FORM 10-636
1910 CENSUS INDEX - FAMILY

U.S. DEPARTMENT OF COMMERCE
BUREAU OF THE CENSUS

TEXAS

W300	HEAD OF FAMILY		White C A	E.D.	SHEET
COLOR	AGE	BIRTHPLACE		VOL.	
W-	32			29	
COUNTY			CITY		
Comanche					
OTHER MEMBERS OF FAMILY					
	NAME	RELATIONSHIP	AGE	BIRTHPLACE	
	Robert	S	9		
	Ray C	S	7		
	Lillie M	D	5		
	John L	S	3		
	John H	B	34		
	Thomas	B	26		

FORM 10-636
1910 CENSUS INDEX - FAMILY

U.S. DEPARTMENT OF COMMERCE
BUREAU OF THE CENSUS

TEXAS

6300		HEAD OF FAMILY Wood O H		E.D. 134	SHEET .310
COLOR - W	AGE 26	BIRTHPLACE		VOL. 89	
COUNTY Leon			CITY		
OTHER MEMBERS OF FAMILY					
	NAME	RELATIONSHIP	AGE	BIRTHPLACE	
+	None	W	22		
	Ruth	D	6		
	Samuel	S	4		

FORM 10-636
1910 CENSUS INDEX - FAMILY

U.S. DEPARTMENT OF COMMERCE
BUREAU OF THE CENSUS



TEXAS

W 300		HEAD OF FAMILY		E.D.	SHEET
Wade		Must 71		46	142
COLOR	B	AGE	49	VOL.	92
COUNTY	Leo		CITY		
OTHER MEMBERS OF FAMILY					
NAME	RELATIONSHIP	AGE	BIRTHPLACE		
Fannie	W	45			
Rolie	D	18			

U.S. DEPARTMENT OF COMMERCE
BUREAU OF THE CENSUS

FORM 10-636

1910 CENSUS INDEX - FAMILY

TEXAS

W 300	HEAD OF FAMILY		Wait hute W.	E.D.	SHEET
				33	296
COLOR	AGE	BIRTHPLACE		VOL.	
W	48	Ark.		42	
COUNTY			Fannin	CITY	
OTHER MEMBERS OF FAMILY					
	NAME	RELATIONSHIP	AGE	BIRTHPLACE	
	Idea	W	42	Miss	
	Eason	S.	18	/	
	Mattie Z	D	15	/	
	Letha	D	12		
	Roy	S	9		
	Coyle	S	6		
	William J.	S	4		

FORM 10-636A

1910 CENSUS INDEX - INDIVIDUAL

U.S. DEPARTMENT OF COMMERCE
BUREAU OF THE CENSUS

TEXAS

W 300	NAME OF INDIVIDUAL Wood Novella		E.D. 103	SHEET 181
COLOR W	AGE 27	BIRTHPLACE Tenn	VOL. 60	
COUNTY Grayson		CITY Whitesboro		
ENUMERATED WITH Imobundo John W				
RELATIONSHIP TO ABOVE				
<input type="checkbox"/> SON	<input type="checkbox"/> NEPHEW	<input type="checkbox"/> STEPSON		
<input type="checkbox"/> DAUGHTER	<input type="checkbox"/> NIECE	<input type="checkbox"/> STEPDAUGHTER		
<input type="checkbox"/> BROTHER	<input type="checkbox"/> FATHER-IN-LAW	<input type="checkbox"/> COUSIN		
<input type="checkbox"/> SISTER	<input type="checkbox"/> MOTHER-IN-LAW	<input type="checkbox"/> HIRED MAN		
<input type="checkbox"/> FATHER	<input type="checkbox"/> SON-IN-LAW	<input type="checkbox"/> ROOMER		
<input type="checkbox"/> MOTHER	<input type="checkbox"/> DAUGHTER-IN-LAW	<input type="checkbox"/> SERVANT		
<input type="checkbox"/> GRANDSON	<input type="checkbox"/> BROTHER-IN-LAW	<input type="checkbox"/> OTHER (Specify)		
<input type="checkbox"/> GRANDDAUGHTER	<input checked="" type="checkbox"/> SISTER-IN-LAW			
<input type="checkbox"/> GRANDCHILD	<input type="checkbox"/> ORPHAN			

FORM 10-637

1910 CENSUS INDEX - INDIVIDUAL

U.S. DEPARTMENT OF COMMERCE
BUREAU OF THE CENSUS

TEXAS

	HEAD OF FAMILY		E. D.	SHEET
	Wade, Novel H.		166	98
COLOR	AGE	BIRTHPLACE	VOL.	
W.	74	Miss.	144	
COUNTY	CITY			
	Wilson			
OTHER MEMBERS OF FAMILY				
	NAME	RELATIONSHIP	AGE	BIRTHPLACE
	Living Alone			

FORM 10 636
1910 CENSUS INDEX - FAMILY

U. S. DEPARTMENT OF COMMERCE
BUREAU OF THE CENSUS

TEXAS

4300		NAME OF INDIVIDUAL <i>Frank M. ...</i>		E.D. 21	SHEET 6
COLOR W	AGE 14	BIRTHPLACE Kon-		VOL. 21	
COUNTY			Castro	CITY	
ENUMERATED WITH <i>Mrs. ...</i>					
RELATIONSHIP TO ABOVE <i>Mrs. ...</i>					
<input type="checkbox"/> SON	<input type="checkbox"/> NEPHEW	<input type="checkbox"/> STEPSON			
<input type="checkbox"/> DAUGHTER	<input type="checkbox"/> NIECE	<input checked="" type="checkbox"/> STEPDAUGHTER			
<input type="checkbox"/> BROTHER	<input type="checkbox"/> FATHER-IN-LAW	<input type="checkbox"/> COUSIN			
<input type="checkbox"/> SISTER	<input type="checkbox"/> MOTHER-IN-LAW	<input type="checkbox"/> HIRED MAN			
<input type="checkbox"/> FATHER	<input type="checkbox"/> SON-IN-LAW	<input type="checkbox"/> ROOMER			
<input type="checkbox"/> MOTHER	<input type="checkbox"/> DAUGHTER-IN-LAW	<input type="checkbox"/> SERVANT			
<input type="checkbox"/> GRANDSON	<input type="checkbox"/> BROTHER-IN-LAW	<input type="checkbox"/> OTHER (Specify)			
<input type="checkbox"/> GRANDDAUGHTER	<input type="checkbox"/> SISTER-IN-LAW				
<input type="checkbox"/> GRANDCHILD	<input type="checkbox"/> ORPHAN				

FORM 10 637

1910 CENSUS INDEX - INDIVIDUAL

U.S. DEPARTMENT OF COMMERCE
BUREAU OF THE CENSUS

TEXAS

W300	HEAD OF FAMILY		E. D.		SHEET	
COLOR	AGE	BIRTHPLACE		36	53	
ma	28	Northern		VOL. 90		
COUNTY			CITY			
Lamar			Paris			
OTHER MEMBERS OF FAMILY						
NAME		RELATIONSHIP	AGE	BIRTHPLACE		
1 Rosetta		W	28			

FORM 10 636
1910 CENSUS INDEX - FAMILY

U. S. DEPARTMENT OF COMMERCE
BUREAU OF THE CENSUS

TEXAS

u300	NAME OF INDIVIDUAL <i>Wheat Gardiner</i>		E.O. 114	SHEET 292
COLOR <i>Mix</i>	AGE -10	BIRTHPLACE	VOL. 70	
COUNTY <i>Harris</i>	CITY			
ENUMERATED WITH <i>Johnson Jesse</i>				
RELATIONSHIP TO ABOVE				
<input type="checkbox"/> SON	<input type="checkbox"/> NEPHEW	<input type="checkbox"/> STEPSON		
<input type="checkbox"/> DAUGHTER	<input type="checkbox"/> NIECE	<input type="checkbox"/> STEPDAUGHTER		
<input type="checkbox"/> BROTHER	<input type="checkbox"/> FATHER-IN-LAW	<input checked="" type="checkbox"/> COUSIN		
<input type="checkbox"/> SISTER	<input type="checkbox"/> MOTHER-IN-LAW	<input type="checkbox"/> HIRED MAN		
<input type="checkbox"/> FATHER	<input type="checkbox"/> SON-IN-LAW	<input type="checkbox"/> ROOMER		
<input type="checkbox"/> MOTHER	<input type="checkbox"/> DAUGHTER-IN-LAW	<input type="checkbox"/> SERVANT		
<input type="checkbox"/> GRANDSON	<input type="checkbox"/> BROTHER-IN-LAW	<input type="checkbox"/> OTHER (Specify)		
<input type="checkbox"/> GRANDDAUGHTER	<input type="checkbox"/> SISTER-IN-LAW			
<input type="checkbox"/> GRANDCHILD	<input type="checkbox"/> ORPHAN			

FORM 10-637
1910 CENSUS INDEX - INDIVIDUAL

U.S. DEPARTMENT OF COMMERCE
BUREAU OF THE CENSUS

TEXAS

W 300		NAME OF INDIVIDUAL <i>White, Norman L</i>		E.O. <i>131</i>	SHEET <i>309</i>
COLOR <i>W</i>	AGE <i>8</i>	BIRTHPLACE		VOL. <i>119</i>	
COUNTY <i>Sabine</i>			CITY		
ENUMERATED WITH <i>Davidson, William R</i>					
RELATIONSHIP TO ABOVE					
<input type="checkbox"/> SON	<input type="checkbox"/> NEPHEW	<input type="checkbox"/> STEPSON			
<input type="checkbox"/> DAUGHTER	<input type="checkbox"/> NIECE	<input type="checkbox"/> STEPDAUGHTER			
<input type="checkbox"/> BROTHER	<input type="checkbox"/> FATHER-IN-LAW	<input type="checkbox"/> COUSIN			
<input type="checkbox"/> SISTER	<input type="checkbox"/> MOTHER-IN-LAW	<input type="checkbox"/> HIRED MAN			
<input type="checkbox"/> FATHER	<input type="checkbox"/> SON-IN-LAW	<input type="checkbox"/> ROOMER			
<input type="checkbox"/> MOTHER	<input type="checkbox"/> DAUGHTER-IN-LAW	<input type="checkbox"/> SERVANT			
<input checked="" type="checkbox"/> GRANDSON	<input type="checkbox"/> BROTHER-IN-LAW	<input type="checkbox"/> OTHER (Specify)			
<input type="checkbox"/> GRANDDAUGHTER	<input type="checkbox"/> SISTER-IN-LAW				
<input type="checkbox"/> GRANDCHILD	<input type="checkbox"/> ORPHAN				

FORM 10-637
1910 CENSUS INDEX - INDIVIDUAL

U. S. DEPARTMENT OF COMMERCE
BUREAU OF THE CENSUS

TEXAS

6300		HEAD OF FAMILY Wood Norman J 20			E.D. 138	SHEET 186
COLOR W	AGE 29	BIRTHPLACE Tex			VOL. 74	
COUNTY Hemphill			CITY Canadian			
OTHER MEMBERS OF FAMILY						
NAME		RELATIONSHIP	AGE	BIRTHPLACE		
Agnes		W	20	Ebla		

FORM 10-636
1910 CENSUS INDEX - FAMILY

U. S. DEPARTMENT OF COMMERCE
BUREAU OF THE CENSUS

TEXAS

W. 300		HEAD OF FAMILY - Wade Norman		E.O. 47	SHEET 192
COLOR w	AGE 29	BIRTHPLACE Ala		VOL. 43	
COUNTY Fannin			CITY		
OTHER MEMBERS OF FAMILY					
NAME		RELATION- SHIP	AGE	BIRTHPLACE	
Emma		w	25	Ala	
Dorrie		s	6		
and 1/2					

FORM 10-636
1910 CENSUS INDEX - FAMILY

U.S. DEPARTMENT OF COMMERCE
BUREAU OF THE CENSUS

TEXAS

W 300		NAME OF INDIVIDUAL Hood, Norman		E.O. 83	SHEET 5
COLOR W	AGE -6	BIRTHPLACE		VOL. 66	
COUNTY Harris			CITY Houston		
ENUMERATED WITH Frugg, E. M.					
RELATIONSHIP TO ABOVE					
<input type="checkbox"/> SON	<input type="checkbox"/> NEPHEW	<input type="checkbox"/> STEPSON			
<input type="checkbox"/> DAUGHTER	<input type="checkbox"/> NIECE	<input type="checkbox"/> STEPDAUGHTER			
<input type="checkbox"/> BROTHER	<input type="checkbox"/> FATHER-IN-LAW	<input type="checkbox"/> COUSIN			
<input type="checkbox"/> SISTER	<input type="checkbox"/> MOTHER-IN-LAW	<input type="checkbox"/> HIRED MAN			
<input type="checkbox"/> FATHER	<input type="checkbox"/> SON-IN-LAW	<input checked="" type="checkbox"/> ROOMER			
<input type="checkbox"/> MOTHER	<input type="checkbox"/> DAUGHTER-IN-LAW	<input type="checkbox"/> SERVANT			
<input type="checkbox"/> GRANDSON	<input type="checkbox"/> BROTHER-IN-LAW	<input type="checkbox"/> OTHER (Specify)			
<input type="checkbox"/> GRANDDAUGHTER	<input type="checkbox"/> SISTER-IN-LAW				
<input type="checkbox"/> GRANDCHILD	<input type="checkbox"/> ORPHAN				

FORM 10 637
1910 CENSUS INDEX - INDIVIDUAL

U.S. DEPARTMENT OF COMMERCE
BUREAU OF THE CENSUS

TEXAS

W300	HEAD OF FAMILY Wood, Norman		E.D. 146	SHEET 212
COLOR W	AGE 39	BIRTHPLACE Ind		VOL. 136
COUNTY Tarrant			CITY Fort Worth	
OTHER MEMBERS OF FAMILY				
NAME		RELATIONSHIP	AGE	BIRTHPLACE
William		W	37	Ind
Norman		D	7	Ind
Easemen		S	4	

FORM 10 636
1910 CENSUS INDEX - FAMILY

U. S. DEPARTMENT OF COMMERCE
BUREAU OF THE CENSUS

TEXAS

W 300		NAME OF INDIVIDUAL <i>White, Norma</i>		E.D. 212	SHEET 196
COLOR <i>W</i>	AGE <i>9</i>	BIRTHPLACE		VOL. <i>116</i>	
COUNTY <i>San Saba</i>			CITY		
ENUMERATED WITH <i>Godby, David W</i>					
RELATIONSHIP TO ABOVE					
<input type="checkbox"/> SON	<input type="checkbox"/> NEPHEW	<input type="checkbox"/> STEPSON			
<input type="checkbox"/> DAUGHTER	<input type="checkbox"/> NIECE	<input type="checkbox"/> STEPDAUGHTER			
<input type="checkbox"/> BROTHER	<input type="checkbox"/> FATHER-IN-LAW	<input type="checkbox"/> COUSIN			
<input type="checkbox"/> SISTER	<input type="checkbox"/> MOTHER-IN-LAW	<input type="checkbox"/> HIRED MAN			
<input type="checkbox"/> FATHER	<input type="checkbox"/> SON-IN-LAW	<input type="checkbox"/> ROOMER			
<input type="checkbox"/> MOTHER	<input type="checkbox"/> DAUGHTER-IN-LAW	<input type="checkbox"/> SERVANT			
<input type="checkbox"/> GRANDSON	<input type="checkbox"/> BROTHER-IN-LAW	<input checked="" type="checkbox"/> OTHER (Specify)			
<input type="checkbox"/> GRANDDAUGHTER	<input type="checkbox"/> SISTER-IN-LAW	<i>None</i>			
<input type="checkbox"/> GRANDCHILD	<input type="checkbox"/> ORPHAN				

FORM-10-637 (5-18-62)

1910 CENSUS INDEX - INDIVIDUAL

U.S. DEPARTMENT OF COMMERCE
BUREAU OF THE CENSUS

© GPO : 1962 O-64423

TEXAS

W300		NAME OF INDIVIDUAL Wood, Clara		E.D. 122	SHEET 24
COLOR B	AGE 37	BIRTHPLACE La		VOL. 80	
COUNTY Hunt			CITY		
ENUMERATED WITH Manning, Charles					
RELATIONSHIP TO ABOVE					
<input type="checkbox"/> SON	<input type="checkbox"/> NEPHEW	<input type="checkbox"/> STEPSON			
<input type="checkbox"/> DAUGHTER	<input type="checkbox"/> NIECE	<input type="checkbox"/> STEPDAUGHTER			
<input type="checkbox"/> BROTHER	<input type="checkbox"/> FATHER-IN-LAW	<input type="checkbox"/> COUSIN			
<input type="checkbox"/> SISTER	<input type="checkbox"/> MOTHER-IN-LAW	<input type="checkbox"/> HIRED MAN			
<input type="checkbox"/> FATHER	<input type="checkbox"/> SON-IN-LAW	<input type="checkbox"/> ROOMER			
<input checked="" type="checkbox"/> MOTHER	<input type="checkbox"/> DAUGHTER-IN-LAW	<input type="checkbox"/> SERVANT			
<input type="checkbox"/> GRANDSON	<input type="checkbox"/> BROTHER-IN-LAW	<input type="checkbox"/> OTHER (Specify)			
<input type="checkbox"/> GRANDDAUGHTER	<input type="checkbox"/> SISTER-IN-LAW				
<input type="checkbox"/> GRANDCHILD	<input type="checkbox"/> ORPHAN				

FORM 10 637
1910 CENSUS INDEX - INDIVIDUAL

U.S. DEPARTMENT OF COMMERCE
BUREAU OF THE CENSUS

TEXAS

W300	NAME OF INDIVIDUAL <i>Wood, Nora</i>		E.D. <i>143</i>	SHEET <i>22</i>
COLOR <i>W</i>	AGE <i>15</i>	BIRTHPLACE	VOL. <i>130</i>	
COUNTY <i>Tarrant</i>	CITY <i>Fort Worth</i>			
ENUMERATED WITH <i>Stewart, S. W.</i>				
RELATIONSHIP TO ABOVE				
<input type="checkbox"/> SON	<input type="checkbox"/> NEPHEW	<input type="checkbox"/> STEPSON		
<input type="checkbox"/> DAUGHTER	<input checked="" type="checkbox"/> NIECE	<input type="checkbox"/> STEPDAUGHTER		
<input type="checkbox"/> BROTHER	<input type="checkbox"/> FATHER-IN-LAW	<input type="checkbox"/> COUSIN		
<input type="checkbox"/> SISTER	<input type="checkbox"/> MOTHER-IN-LAW	<input type="checkbox"/> HIRED MAN		
<input type="checkbox"/> FATHER	<input type="checkbox"/> SON-IN-LAW	<input type="checkbox"/> ROOMER		
<input type="checkbox"/> MOTHER	<input type="checkbox"/> DAUGHTER-IN-LAW	<input type="checkbox"/> SERVANT		
<input type="checkbox"/> GRANDSON	<input type="checkbox"/> BROTHER-IN-LAW	<input type="checkbox"/> OTHER (Specify)		
<input type="checkbox"/> GRANDDAUGHTER	<input type="checkbox"/> SISTER-IN-LAW			
<input type="checkbox"/> GRANDCHILD	<input type="checkbox"/> ORPHAN			

FORM 10-637
1910 CENSUS INDEX - INDIVIDUALU. S. DEPARTMENT OF COMMERCE
BUREAU OF THE CENSUS

TEXAS

W 300		NAME OF INDIVIDUAL White Nora		E.D. 710	SHEET 286
COLOR EB	AGE 26	BIRTHPLACE		VOL. 69	
COUNTY Harris		CITY			
ENUMERATED WITH		Eamon James M			
RELATIONSHIP TO ABOVE		<input type="checkbox"/> SON <input type="checkbox"/> DAUGHTER <input type="checkbox"/> BROTHER <input type="checkbox"/> SISTER <input type="checkbox"/> FATHER <input type="checkbox"/> MOTHER <input type="checkbox"/> GRANDSON <input type="checkbox"/> GRANDDAUGHTER <input type="checkbox"/> GRANDCHILD <input type="checkbox"/> NEPHEW <input type="checkbox"/> NIECE <input type="checkbox"/> FATHER-IN-LAW <input type="checkbox"/> MOTHER-IN-LAW <input type="checkbox"/> SON-IN-LAW <input type="checkbox"/> DAUGHTER-IN-LAW <input type="checkbox"/> BROTHER-IN-LAW <input type="checkbox"/> SISTER-IN-LAW <input type="checkbox"/> ORPHAN <input type="checkbox"/> STEPSON <input type="checkbox"/> STEPDAUGHTER <input type="checkbox"/> COUSIN <input type="checkbox"/> HIRED MAN <input type="checkbox"/> ROOMER <input type="checkbox"/> SERVANT <input checked="" type="checkbox"/> OTHER (Specify) Cook			

FORM 10-637
1910 CENSUS INDEX - INDIVIDUAL

U.S. DEPARTMENT OF COMMERCE
BUREAU OF THE CENSUS

TEXAS

W 300		NAME OF INDIVIDUAL Wade Nora		E.D. 175	SHEET 190
COLOR B	AGE 17	BIRTHPLACE		VOL. 134	
COUNTY			CITY		
ENUMERATED WITH Mosey George					
RELATIONSHIP TO ABOVE					
<input checked="" type="checkbox"/> SON <input type="checkbox"/> DAUGHTER <input type="checkbox"/> BROTHER <input type="checkbox"/> SISTER <input type="checkbox"/> FATHER <input type="checkbox"/> MOTHER <input type="checkbox"/> GRANDSON <input type="checkbox"/> GRANDDAUGHTER <input type="checkbox"/> GRANDCHILD		<input type="checkbox"/> NEPHEW <input type="checkbox"/> NIECE <input type="checkbox"/> FATHER-IN-LAW <input type="checkbox"/> MOTHER-IN-LAW <input type="checkbox"/> SON-IN-LAW <input type="checkbox"/> DAUGHTER-IN-LAW <input type="checkbox"/> BROTHER-IN-LAW <input type="checkbox"/> SISTER-IN-LAW <input type="checkbox"/> ORPHAN		<input type="checkbox"/> STEPSON <input type="checkbox"/> STEPDAUGHTER <input type="checkbox"/> COUSIN <input type="checkbox"/> HIRED MAN <input type="checkbox"/> ROOMER <input type="checkbox"/> SERVANT <input type="checkbox"/> OTHER (Specify)	

FORM BC-627 (5-5-67)
FORMERLY 10-637

U.S. DEPARTMENT OF COMMERCE
BUREAU OF THE CENSUS

1910 CENSUS INDEX - INDIVIDUAL

TEXAS

W 300		NAME OF INDIVIDUAL		E.D.	SHEET
COLOR		AGE	BIRTHPLACE	61	299
W		18		VOL.	60
COUNTY			Grayson	CITY	
ENUMERATED WITH					
Strickland, William L.					
RELATIONSHIP TO ABOVE					
<input type="checkbox"/> SON	<input type="checkbox"/> REPHW	<input type="checkbox"/> STEPSON			
<input type="checkbox"/> DAUGHTER	<input type="checkbox"/> NIECE	<input type="checkbox"/> STEPDAUGHTER			
<input type="checkbox"/> BROTHER	<input type="checkbox"/> FATHER-IN-LAW	<input type="checkbox"/> COUSIN			
<input type="checkbox"/> SISTER	<input type="checkbox"/> MOTHER-IN-LAW	<input type="checkbox"/> HIRED MAN			
<input type="checkbox"/> FATHER	<input type="checkbox"/> SON-IN-LAW	<input type="checkbox"/> ROOMER			
<input type="checkbox"/> MOTHER	<input type="checkbox"/> DAUGHTER-IN-LAW	<input type="checkbox"/> SERVANT			
<input type="checkbox"/> GRANDSON	<input type="checkbox"/> BROTHER-IN-LAW	<input type="checkbox"/> OTHER (Specify)			
<input type="checkbox"/> GRANDDAUGHTER	<input checked="" type="checkbox"/> SISTER-IN-LAW				
<input type="checkbox"/> GRANDCHILD	<input type="checkbox"/> ORPHAN				

FORM 10-637
 1910 CENSUS INDEX - INDIVIDUAL

U. S. DEPARTMENT OF COMMERCE
 BUREAU OF THE CENSUS

TEXAS

U 300		NAME OF INDIVIDUAL White, Nora		E.D.	SHEET
COLOR B	AGE 10	BIRTHPLACE		22	21
COUNTY Grimes				VOL. 58	
CITY Navasota					
ENUMERATED WITH Miles, Abbie					
RELATIONSHIP TO ABOVE					
<input type="checkbox"/> SON	<input type="checkbox"/> NEPHEW	<input type="checkbox"/> STEPSON			
<input checked="" type="checkbox"/> DAUGHTER	<input type="checkbox"/> NIECE	<input type="checkbox"/> STEPDAUGHTER			
<input type="checkbox"/> BROTHER	<input type="checkbox"/> FATHER-IN-LAW	<input type="checkbox"/> COUSIN			
<input type="checkbox"/> SISTER	<input type="checkbox"/> MOTHER-IN-LAW	<input type="checkbox"/> HIRED MAN			
<input type="checkbox"/> FATHER	<input type="checkbox"/> SON-IN-LAW	<input type="checkbox"/> ROOMER			
<input type="checkbox"/> MOTHER	<input type="checkbox"/> DAUGHTER-IN-LAW	<input type="checkbox"/> SERVANT			
<input type="checkbox"/> GRANDSON	<input type="checkbox"/> BROTHER-IN-LAW	<input type="checkbox"/> OTHER (Specify)			
<input type="checkbox"/> GRANDDAUGHTER	<input type="checkbox"/> SISTER-IN-LAW				
<input type="checkbox"/> GRANDCHILD	<input type="checkbox"/> ORPHAN				

FORM 10 637

1910 CENSUS INDEX - INDIVIDUAL

U. S. DEPARTMENT OF COMMERCE
BUREAU OF THE CENSUS

TEXAS

10300		NAME OF INDIVIDUAL Wood		E.D. 167		SHEET 210	
COLOR W		AGE 18		BIRTHPLACE Nora		VOL. 58	
COUNTY Kerr				CITY Kerrville			
ENUMERATED WITH Clayton Harry							
RELATIONSHIP TO ABOVE							
<input type="checkbox"/> SON <input type="checkbox"/> DAUGHTER <input type="checkbox"/> BROTHER <input type="checkbox"/> SISTER <input type="checkbox"/> FATHER <input type="checkbox"/> MOTHER <input type="checkbox"/> GRANDSON <input type="checkbox"/> GRANDDAUGHTER <input type="checkbox"/> GRANDCHILD		<input type="checkbox"/> NEPHEW <input type="checkbox"/> NIECE <input type="checkbox"/> FATHER-IN-LAW <input type="checkbox"/> MOTHER-IN-LAW <input type="checkbox"/> SON-IN-LAW <input type="checkbox"/> DAUGHTER-IN-LAW <input type="checkbox"/> BROTHER-IN-LAW <input type="checkbox"/> SISTER-IN-LAW <input type="checkbox"/> ORPHAN		<input type="checkbox"/> STEPSON <input type="checkbox"/> STEPDAUGHTER <input type="checkbox"/> COUSIN <input type="checkbox"/> HUSBAND <input type="checkbox"/> ROOMER <input type="checkbox"/> SERVANT <input type="checkbox"/> OTHER (Specify)			

FORM 10 637
1910 CENSUS INDEX - INDIVIDUAL

U. S. DEPARTMENT OF COMMERCE
BUREAU OF THE CENSUS

TEXAS

W300	HEAD OF FAMILY		E.O.	SHEET
COLOR	AGE	BIRTHPLACE	76	152
13	75		VOL	90
COUNTY		CITY		
Lamar		Paris		
OTHER MEMBERS OF FAMILY				
NAME		RELATIONSHIP	AGE	BIRTHPLACE
Johnnie		S	28	
Cecilia		D	22	
George, America		D	20	
W. H. Duke		S	17	
George, William		C-D	3	
Elizabeth		C-D	2	
Johnny, Buddy		N	24	

FORM 10 636
1910 CENSUS INDEX - FAMILY

U. S. DEPARTMENT OF COMMERCE
BUREAU OF THE CENSUS

TEXAS

W300	NAME OF INDIVIDUAL <i>Wheat None</i>		E.D. 38	SHEET 188
COLOR <i>R</i>	AGE 19	BIRTHPLACE	VOL. 71	
COUNTY Harrison		CITY		
ENUMERATED WITH <i>Wheat Peter</i>				
RELATIONSHIP TO ABOVE				
<input type="checkbox"/> SON	<input type="checkbox"/> NEPHEW	<input type="checkbox"/> STEPSON		
<input type="checkbox"/> DAUGHTER	<input type="checkbox"/> NIECE	<input type="checkbox"/> STEPDAUGHTER		
<input type="checkbox"/> BROTHER	<input type="checkbox"/> FATHER-IN-LAW	<input type="checkbox"/> COUSIN		
<input type="checkbox"/> SISTER	<input type="checkbox"/> MOTHER-IN-LAW	<input type="checkbox"/> HIRED MAN		
<input type="checkbox"/> FATHER	<input type="checkbox"/> SON-IN-LAW	<input type="checkbox"/> ROOMER		
<input type="checkbox"/> MOTHER	<input checked="" type="checkbox"/> DAUGHTER-IN-LAW	<input type="checkbox"/> SERVANT		
<input type="checkbox"/> GRANDSON	<input type="checkbox"/> BROTHER-IN-LAW	<input type="checkbox"/> OTHER (<i>Specify</i>)		
<input type="checkbox"/> GRANDDAUGHTER	<input type="checkbox"/> SISTER-IN-LAW			
<input type="checkbox"/> GRANDCHILD	<input type="checkbox"/> ORPHAN			

FORM 10-637
1910 CENSUS INDEX - INDIVIDUAL

U.S. DEPARTMENT OF COMMERCE
BUREAU OF THE CENSUS

TEXAS

W300		NAME OF INDIVIDUAL <i>White Nona</i>		E.D. <i>81</i>	SHEET <i>126</i>
COLOR <i>W</i>	AGE <i>19</i>	BIRTHPLACE		VOL. <i>90</i>	
COUNTY Lamar			CITY <i>Paris</i>		
ENUMERATED WITH <i>McClennand Roy</i>					
RELATIONSHIP TO ABOVE					
<input type="checkbox"/> SON	<input type="checkbox"/> NEPHEW	<input type="checkbox"/> STEPSON			
<input type="checkbox"/> DAUGHTER	<input type="checkbox"/> NIECE	<input type="checkbox"/> STEPDAUGHTER			
<input type="checkbox"/> BROTHER	<input type="checkbox"/> FATHER-IN-LAW	<input type="checkbox"/> COUSIN			
<input type="checkbox"/> SISTER	<input type="checkbox"/> MOTHER-IN-LAW	<input type="checkbox"/> HIRED MAN			
<input type="checkbox"/> FATHER	<input type="checkbox"/> SON-IN-LAW	<input type="checkbox"/> ROOMER			
<input type="checkbox"/> MOTHER	<input type="checkbox"/> DAUGHTER-IN-LAW	<input type="checkbox"/> SERVANT			
<input type="checkbox"/> GRANDSON	<input type="checkbox"/> BROTHER-IN-LAW	<input type="checkbox"/> OTHER (Specify)			
<input type="checkbox"/> GRANDDAUGHTER	<input checked="" type="checkbox"/> SISTER-IN-LAW	_____			
<input type="checkbox"/> GRANDCHILD	<input type="checkbox"/> ORPHAN	_____			

FORM 10 637
1910 CENSUS INDEX - INDIVIDUAL

U.S. DEPARTMENT OF COMMERCE
BUREAU OF THE CENSUS

TEXAS

W300	HEAD OF FAMILY White Hall		E.O. 158	SHEET 213
COLOR W	AGE 40	BIRTHPLACE Texas	VOL. 127	
COUNTY Tarrant	CITY Arlington			
OTHER MEMBERS OF FAMILY				
	NAME	RELATION- SHIP	AGE	BIRTHPLACE
	Frances	W	33	La
	Harley		10	
	Leola		8	

FORM 10-636
1910 CENSUS INDEX - FAMILY

U. S. DEPARTMENT OF COMMERCE
BUREAU OF THE CENSUS

TEXAS

W 3-0	NAME OF INDIVIDUAL W. Galt, Nolan		E.D. 117	SHEET 150
COLOR B	AGE 20	BIRTHPLACE	VOL. 118	
COUNTY Robertson		CITY		
ENUMERATED WITH James Purnell ✓				
RELATIONSHIP TO ABOVE				
<input type="checkbox"/> SON	<input type="checkbox"/> NEPHEW	<input type="checkbox"/> STEPSON		
<input type="checkbox"/> DAUGHTER	<input type="checkbox"/> NIECE	<input type="checkbox"/> STEPDAUGHTER		
<input type="checkbox"/> BROTHER	<input type="checkbox"/> FATHER-IN-LAW	<input type="checkbox"/> COUSIN		
<input type="checkbox"/> SISTER	<input type="checkbox"/> MOTHER-IN-LAW	<input type="checkbox"/> HUSBAND		
<input type="checkbox"/> FATHER	<input type="checkbox"/> SON-IN-LAW	<input checked="" type="checkbox"/> ROOMER		
<input type="checkbox"/> MOTHER	<input type="checkbox"/> DAUGHTER-IN-LAW	<input type="checkbox"/> SERVANT		
<input type="checkbox"/> GRANDSON	<input type="checkbox"/> BROTHER-IN-LAW	<input type="checkbox"/> OTHER (Specify)		
<input type="checkbox"/> GRANDDAUGHTER	<input type="checkbox"/> SISTER-IN-LAW			
<input type="checkbox"/> GRANDCHILD	<input type="checkbox"/> ORPHAN			

FORM 10-637
1910 CENSUS INDEX - INDIVIDUAL

U.S. DEPARTMENT OF COMMERCE
BUREAU OF THE CENSUS

TEXAS

TW300		NAME OF INDIVIDUAL Woody Holah		E. D. 14	SHEET 1
COLOR W	AGE 2	BIRTHPLACE		VOL. 29	
COUNTY Comanche			CITY		
ENUMERATED WITH Lester - Aunt					
RELATIONSHIP TO ABOVE					
<input type="checkbox"/> SON	<input type="checkbox"/> NEPHEW	<input type="checkbox"/> STEPSON			
<input type="checkbox"/> DAUGHTER	<input type="checkbox"/> NIECE	<input type="checkbox"/> STEPDAUGHTER			
<input type="checkbox"/> BROTHER	<input type="checkbox"/> FATHER-IN-LAW	<input type="checkbox"/> COUSIN			
<input type="checkbox"/> SISTER	<input type="checkbox"/> MOTHER-IN-LAW	<input type="checkbox"/> HIRED MAN			
<input type="checkbox"/> FATHER	<input type="checkbox"/> SON-IN-LAW	<input type="checkbox"/> ROOMER			
<input type="checkbox"/> MOTHER	<input type="checkbox"/> DAUGHTER-IN-LAW	<input type="checkbox"/> SERVANT			
<input type="checkbox"/> GRANDSON	<input type="checkbox"/> BROTHER-IN-LAW	<input type="checkbox"/> OTHER (Specify)			
<input checked="" type="checkbox"/> GRANDDAUGHTER	<input type="checkbox"/> SISTER-IN-LAW				
<input type="checkbox"/> GRANDCHILD	<input type="checkbox"/> ORPHAN				

FORM 10-637
- 1910 CENSUS INDEX - INDIVIDUAL

U. S. DEPARTMENT OF COMMERCE
BUREAU OF THE CENSUS

TEXAS

W. 300	NAME OF INDIVIDUAL <i>White, Nora</i>		E.D. <i>43</i>	SHEET <i>38</i>
COLOR <i>B</i>	AGE <i>18</i>	BIRTHPLACE	VOL. <i>35</i>	
COUNTY <i>Dallas</i>	CITY <i>Dallas</i>			
ENUMERATED WITH <i>Nichols, John</i>				
RELATIONSHIP TO ABOVE				
<input type="checkbox"/> SON	<input type="checkbox"/> NEPHEW	<input type="checkbox"/> STEPSON		
<input type="checkbox"/> DAUGHTER	<input type="checkbox"/> NIECE	<input type="checkbox"/> STEPDAUGHTER		
<input type="checkbox"/> BROTHER	<input type="checkbox"/> FATHER-IN-LAW	<input type="checkbox"/> COUSIN		
<input type="checkbox"/> SISTER	<input type="checkbox"/> MOTHER-IN-LAW	<input type="checkbox"/> HIRED MAN		
<input type="checkbox"/> FATHER	<input type="checkbox"/> SON-IN-LAW	<input checked="" type="checkbox"/> ROOMER		
<input type="checkbox"/> MOTHER	<input type="checkbox"/> DAUGHTER-IN-LAW	<input type="checkbox"/> SERVANT		
<input type="checkbox"/> GRANDSON	<input type="checkbox"/> BROTHER-IN-LAW	<input type="checkbox"/> OTHER (Specify)		
<input type="checkbox"/> GRANDDAUGHTER	<input type="checkbox"/> SISTER-IN-LAW			
<input type="checkbox"/> GRANDCHILD	<input type="checkbox"/> ORPHAN			

FORM 10-637
1910 CENSUS INDEX - INDIVIDUAL

U. S. DEPARTMENT OF COMMERCE
BUREAU OF THE CENSUS

TEXAS

W 300		NAME OF INDIVIDUAL W. Lute Nola		R.D. 73	SHEET 119
COLOR B	AGE 18	BIRTHPLACE		VOL. 35	
COUNTY Dallas			CITY Dallas		
ENUMERATED WITH Johnson, Chester A					
RELATIONSHIP TO ABOVE					
<input type="checkbox"/> SON	<input type="checkbox"/> NEPHEW	<input type="checkbox"/> STEPSON			
<input type="checkbox"/> DAUGHTER	<input type="checkbox"/> NIECE	<input type="checkbox"/> STEPDAUGHTER			
<input type="checkbox"/> BROTHER	<input type="checkbox"/> FATHER-IN-LAW	<input type="checkbox"/> COUSIN			
<input type="checkbox"/> SISTER	<input type="checkbox"/> MOTHER-IN-LAW	<input type="checkbox"/> HIRED MAN			
<input type="checkbox"/> FATHER	<input type="checkbox"/> SON-IN-LAW	<input checked="" type="checkbox"/> ROOMER			
<input type="checkbox"/> MOTHER	<input type="checkbox"/> DAUGHTER-IN-LAW	<input type="checkbox"/> SERVANT			
<input type="checkbox"/> GRANDSON	<input type="checkbox"/> BROTHER-IN-LAW	<input type="checkbox"/> OTHER (Specify)			
<input type="checkbox"/> GRANDDAUGHTER	<input type="checkbox"/> SISTER-IN-LAW				
<input type="checkbox"/> GRANDCHILD	<input type="checkbox"/> ORPHAN				

FORM 10 637

-1910 CENSUS INDEX - INDIVIDUAL

U. S. DEPARTMENT OF COMMERCE

BUREAU OF THE CENSUS

TEXAS

W 300		NAME OF INDIVIDUAL <i>White - Nocelia</i>		E.O. 17	SHEET 11
COLOR B	AGE 13	BIRTHPLACE		VOL. 23	
COUNTY Cherokee		CITY Jacksonville			
ENUMERATED WITH <i>Owens</i> <i>Jonas</i>					
RELATIONSHIP TO ABOVE					
<input type="checkbox"/> SON	<input type="checkbox"/> NEPHEW	<input type="checkbox"/> STEPSON			
<input type="checkbox"/> DAUGHTER	<input type="checkbox"/> NIECE	<input type="checkbox"/> STEPDAUGHTER			
<input type="checkbox"/> BROTHER	<input type="checkbox"/> FATHER-IN-LAW	<input type="checkbox"/> COUSIN			
<input type="checkbox"/> SISTER	<input type="checkbox"/> MOTHER-IN-LAW	<input type="checkbox"/> HIRED MAN			
<input type="checkbox"/> FATHER	<input type="checkbox"/> SON-IN-LAW	<input type="checkbox"/> ROOMER			
<input type="checkbox"/> MOTHER	<input type="checkbox"/> DAUGHTER-IN-LAW	<input type="checkbox"/> SERVANT			
<input type="checkbox"/> GRANDSON	<input type="checkbox"/> BROTHER-IN-LAW	<input type="checkbox"/> OTHER (Specify)			
<input type="checkbox"/> GRANDDAUGHTER	<input type="checkbox"/> SISTER-IN-LAW	<i>Gr. D.</i>			
<input type="checkbox"/> GRANDCHILD	<input type="checkbox"/> ORPHAN				

FORM 10-637
1910 CENSUS INDEX - INDIVIDUALU.S. DEPARTMENT OF COMMERCE
BUREAU OF THE CENSUS

TEXAS

U 300	HEAD OF FAMILY		Whitt, Noble J.		E.D.	SHEET
COLOR	W	AGE	BIRTHPLACE		46	177
COUNTY	Bexar	37	Okla.		VOL.	9
				CITY	San Antonio	
OTHER MEMBERS OF FAMILY						
NAME		RELATIONSHIP	AGE	BIRTHPLACE		
Ida		W	31	Mo.		
Clifford		S	9			
Lillie Bess		D	7			

FORM 10 636 -
1910 CENSUS INDEX - FAMILY

U. S. DEPARTMENT OF COMMERCE
BUREAU OF THE CENSUS

TEXAS

W 300		HEAD OF FAMILY		E.O.	SHEET
W		Wyatt		179	930
AGE		BIRTHPLACE		VOL.	
30		Mo.		110	
COUNTY	OTHER MEMBERS OF FAMILY				
Nolan	NAME	RELATIONSHIP	AGE	BIRTHPLACE	
	Lizzie M	W	20		
	Henry C	S	4		
	Ancil	S	3		
	Malpus	S	10		
	William A	S	12	Mo.	
	Cora	B	33		
	Rosa	W	24		
		ni	8		

FORM 10-636A

1910 CENSUS INDEX - INDIVIDUAL

U.S. DEPARTMENT OF COMMERCE
BUREAU OF THE CENSUS

TEXAS

60300		HEAD OF FAMILY		E.D.	SHEET
COLOR	AGE	BIRTHPLACE		83	197
COUNTY	Gonzales		CITY	VOL. 59	
OTHER MEMBERS OF FAMILY					
NAME		RELATIONSHIP	AGE	BIRTHPLACE	
Maria M.		W	24	T	
Maria		W	17		
Luis		W	13		
Luis		W	8		

FORM 10.636
1910 CENSUS INDEX - FAMILY

U. S. DEPARTMENT OF COMMERCE
BUREAU OF THE CENSUS

TEXAS

W 300	HEAD OF FAMILY		Wade Noah		E.D.	104	172
COLOR B	AGE 52	BIRTHPLACE		VOL.		109	
COUNTY Nacogdoches				CITY			
OTHER MEMBERS OF FAMILY							
NAME		RELATIONSHIP	AGE	BIRTHPLACE			
Mary		W	40				
Mat		S	21				
Joella		D	15				
Kate		D	14				
Leon		D	7				
Effelene		D	5				
Bernice		D	3				

FORM 10-636A
1910 CENSUS INDEX - INDIVIDUAL

U.S. DEPARTMENT OF COMMERCE
BUREAU OF THE CENSUS

TEXAS

20.300		HEAD OF FAMILY		E.D.	SHEET
White - Man		White - Man		62	108
COLOR	AGE	BIRTHPLACE		VOL.	
W	37	M.C.		115	
COUNTY			CITY		
Parker					
OTHER MEMBERS OF FAMILY					
NAME		RELATIONSHIP	AGE	BIRTHPLACE	
Martha J		W	66	M.C.	
Clarence A		D	22		

U. S. DEPARTMENT OF COMMERCE
BUREAU OF THE CENSUSFORM 10 636
1910 CENSUS INDEX - FAMILY

TEXAS

101300			HEAD OF FAMILY		E.D.	SHEET
White			Noah		25	13
COLOR	AGE	BIRTHPLACE		VOL.		
w	49	Tenn		97		
COUNTY		CITY				
Collin						
OTHER MEMBERS OF FAMILY						
NAME		RELATIONSHIP	AGE	BIRTHPLACE		
Jennie		w	36	Tenn		
Orville		s	19			
Leora		d	13			
Selma		d	8			

U.S. DEPARTMENT OF COMMERCE
BUREAU OF THE CENSUSFORM 10-636
1910 CENSUS INDEX - FAMILY

TEXAS

W300	HEAD OF FAMILY		E.D.	SHEET
	Wood Noah		134	23
COLOR	AGE	BIRTHPLACE	VOL.	
W	43	Ark	134	
COUNTY	Uvalde		CITY	
			Sabinas	
OTHER MEMBERS OF FAMILY				
	NAME	RELATIONSHIP	AGE	BIRTHPLACE
-	living alone		-	

FORM 10-636
1910 CENSUS INDEX - FAMILY

U.S. DEPARTMENT OF COMMERCE
BUREAU OF THE CENSUS

TEXAS

W 207		HEAD OF FAMILY		White, Mack		E.D.	SHEET
W		AGE	BIRTHPLACE			VO.	
27						40	
COUNTY:			Denton	CITY			
OTHER MEMBERS OF FAMILY							
NAME		RELATIONSHIP	AGE	BIRTHPLACE			
Estelle		W	19				
Hiltrade		D	2				
G. Vivian		D	1/12				
Be							

FORM 10-636
1910 CENSUS INDEX - FAMILY

U.S. DEPARTMENT OF COMMERCE
BUREAU OF THE CENSUS

TEXAS

W 300	HEAD OF FAMILY		White Noah		E.D.	SHEET
COLOR	AGE	BIRTHPLACE				
B	59	Ga				61
COUNTY	CITY			VOL.		
	GROGG				57	
OTHER MEMBERS OF FAMILY						
	NAME	RELATIONSHIP	AGE	BIRTHPLACE		
1	Susan B	W	65	NC		
	Clark Alice	C	36			
	Alfred	S	10			
--	Alicia	D	10			
	Mona C	D	3			

FORM 10-636

1910 CENSUS INDEX - FAMILY

U. S. DEPARTMENT OF COMMERCE
BUREAU OF THE CENSUS

TEXAS

W300	NAME OF INDIVIDUAL <i>White Noa</i>		E.D. <i>90</i>	SHEET <i>16</i>
COLOR <i>Mn</i>	AGE <i>25</i>	BIRTHPLACE		VOL. <i>59</i>
COUNTY <i>Gonzales</i>		CITY		
ENUMERATED WITH <i>King Tom</i>				
RELATIONSHIP TO ABOVE				
<input type="checkbox"/> SON	<input type="checkbox"/> NEPHEW	<input type="checkbox"/> STEPSON		
<input type="checkbox"/> DAUGHTER	<input type="checkbox"/> NIECE	<input type="checkbox"/> STEPDAUGHTER		
<input type="checkbox"/> BROTHER	<input type="checkbox"/> FATHER-IN-LAW	<input type="checkbox"/> COUSIN		
<input type="checkbox"/> SISTER	<input type="checkbox"/> MOTHER-IN-LAW	<input checked="" type="checkbox"/> HIRED MAN		
<input type="checkbox"/> FATHER	<input type="checkbox"/> SON-IN-LAW	<input type="checkbox"/> ROOMER		
<input type="checkbox"/> MOTHER	<input type="checkbox"/> DAUGHTER-IN-LAW	<input type="checkbox"/> SERVANT		
<input type="checkbox"/> GRANDSON	<input type="checkbox"/> BROTHER-IN-LAW	<input type="checkbox"/> OTHER (<i>Specify</i>)		
<input type="checkbox"/> GRANDDAUGHTER	<input type="checkbox"/> SISTER-IN-LAW			
<input type="checkbox"/> GRANDCHILD	<input type="checkbox"/> ORPHAN			

FORM 10-637
1910 CENSUS INDEX - INDIVIDUAL

U.S. DEPARTMENT OF COMMERCE
BUREAU OF THE CENSUS

TEXAS

W 300	HEAD OF FAMILY		White Jimas		E.O.	SHEET
COLOR B	AGE 24	BIRTHPLACE		VOL. 59		
COUNTY		Gonzales		CITY		
OTHER MEMBERS OF FAMILY						
NAME		RELATIONSHIP	AGE	BIRTHPLACE		
Sadie		W	22			
Ella		D	3			
Ozell		S	1			

FORM 10-636
1910 CENSUS INDEX - FAMILY

U.S. DEPARTMENT OF COMMERCE
BUREAU OF THE CENSUS

TEXAS

W300	NAME OF INDIVIDUAL <i>White Mary</i>		E.D. <i>84</i>	SHEET <i>134</i>
COLOR <i>W</i>	AGE <i>78</i>	BIRTHPLACE <i>N.C.</i>	VOL. <i>59</i>	
COUNTY <i>Gonzales</i>		CITY		
ENUMERATED WITH <i>Cooper Wilborn</i>				
RELATIONSHIP TO ABOVE				
<input type="checkbox"/> SON	<input type="checkbox"/> NEPHEW	<input type="checkbox"/> STEPSON		
<input type="checkbox"/> DAUGHTER	<input type="checkbox"/> NIECE	<input type="checkbox"/> STEPDAUGHTER		
<input type="checkbox"/> BROTHER	<input type="checkbox"/> FATHER-IN-LAW	<input type="checkbox"/> COUSIN		
<input type="checkbox"/> SISTER	<input checked="" type="checkbox"/> MOTHER-IN-LAW	<input type="checkbox"/> HIRED MAN		
<input type="checkbox"/> FATHER	<input type="checkbox"/> SON-IN-LAW	<input type="checkbox"/> ROOMER		
<input type="checkbox"/> MOTHER	<input type="checkbox"/> DAUGHTER-IN-LAW	<input type="checkbox"/> SERVANT		
<input type="checkbox"/> GRANDSON	<input type="checkbox"/> BROTHER-IN-LAW	<input type="checkbox"/> OTHER (<i>Specify</i>)		
<input type="checkbox"/> GRANDDAUGHTER	<input type="checkbox"/> SISTER-IN-LAW			
<input type="checkbox"/> GRANDCHILD	<input type="checkbox"/> ORPHAN			

FORM 10-637

1910 CENSUS INDEX - INDIVIDUAL

U. S. DEPARTMENT OF COMMERCE
BUREAU OF THE CENSUS

TEXAS

W300	NAME OF INDIVIDUAL		White Nicolas T	E. D.	26	SHEET	3
COLOR	W.	AGE	87	BIRTHPLACE	La	VOL.	27
COUNTY			Collin	CITY			
ENUMERATED WITH							
Buser Fannie M							
RELATIONSHIP TO ABOVE							
<input type="checkbox"/> SON	<input type="checkbox"/> NEPHEW	<input type="checkbox"/> STEPSON					
<input type="checkbox"/> DAUGHTER	<input type="checkbox"/> NIECE	<input type="checkbox"/> STEPDAUGHTER					
<input type="checkbox"/> BROTHER	<input type="checkbox"/> FATHER-IN-LAW	<input type="checkbox"/> COUSIN					
<input type="checkbox"/> SISTER	<input type="checkbox"/> MOTHER-IN-LAW	<input type="checkbox"/> HIRED MAN					
<input checked="" type="checkbox"/> FATHER	<input type="checkbox"/> SON-IN-LAW	<input type="checkbox"/> ROOMER					
<input type="checkbox"/> MOTHER	<input type="checkbox"/> DAUGHTER-IN-LAW	<input type="checkbox"/> SERVANT					
<input type="checkbox"/> GRANDSON	<input type="checkbox"/> BROTHER-IN-LAW	<input type="checkbox"/> OTHER (Specify)					
<input type="checkbox"/> GRANDDAUGHTER	<input type="checkbox"/> SISTER-IN-LAW						
<input type="checkbox"/> GRANDCHILD	<input type="checkbox"/> ORPHAN						

FORM 10 637
1910 CENSUS INDEX - INDIVIDUAL

U. S. DEPARTMENT OF COMMERCE
BUREAU OF THE CENSUS

TEXAS

W 300	HEAD OF FAMILY White Nicholas C		E.D. 147	SHEET 97
COLOR W	AGE 27	BIRTHPLACE		VOL. 46
COUNTY Ellis		CITY Italy		
OTHER MEMBERS OF FAMILY				
NAME		RELATIONSHIP	AGE	BIRTHPLACE
/ Lucienne F		W	26	
/ James C		S	4	
Fehlerson Mary		M	47	
/ Irene M.		S	21	
/ Herman H		B	15	

FORM 10 636
1910 CENSUS INDEX - FAMILY

U.S. DEPARTMENT OF COMMERCE
BUREAU OF THE CENSUS

TEXAS

61300		HEAD OF FAMILY		E.D.	SHEET
COLOR		AGE	BIRTHPLACE	VOL.	
COUNTY			CITY		
Harrison					
OTHER MEMBERS OF FAMILY					
NAME		RELATIONSHIP	AGE	BIRTHPLACE	
1		W	45		

FORM 10-636

1910 CENSUS INDEX - FAMILY

U.S. DEPARTMENT OF COMMERCE
BUREAU OF THE CENSUS

TEXAS

W 300		NAME OF INDIVIDUAL White Nettie		E. D. 36	SHEET 143
COLOR B	AGE 7 1/2	BIRTHPLACE		VOL. 58	
COUNTY Grimes			CITY		
ENUMERATED WITH White Lee					
RELATIONSHIP TO ABOVE:					
<input type="checkbox"/> SON	<input type="checkbox"/> NEPHEW	<input type="checkbox"/> STEPSON			
<input type="checkbox"/> DAUGHTER	<input checked="" type="checkbox"/> NIECE	<input type="checkbox"/> STEPDAUGHTER			
<input type="checkbox"/> BROTHER	<input type="checkbox"/> FATHER-IN-LAW	<input type="checkbox"/> COUSIN			
<input type="checkbox"/> SISTER	<input type="checkbox"/> MOTHER-IN-LAW	<input type="checkbox"/> HIRED MAN			
<input type="checkbox"/> FATHER	<input type="checkbox"/> SON-IN-LAW	<input type="checkbox"/> ROOMER			
<input type="checkbox"/> MOTHER	<input type="checkbox"/> DAUGHTER-IN-LAW	<input type="checkbox"/> SERVANT			
<input type="checkbox"/> GRANDSON	<input type="checkbox"/> BROTHER-IN-LAW	<input type="checkbox"/> OTHER (Specify)			
<input type="checkbox"/> GRANDDAUGHTER	<input type="checkbox"/> SISTER-IN-LAW				
<input type="checkbox"/> GRANDCHILD	<input type="checkbox"/> ORPHAN				

FORM 10-637

1910 CENSUS INDEX - INDIVIDUAL

U. S. DEPARTMENT OF COMMERCE
BUREAU OF THE CENSUS

TEXAS

11200		HEAD OF FAMILY		wood Newton J		E.D.	SHEET
70		AGE	BIRTHPLACE		VOL.		9
70		40	Ga.		3		
COUNTY				CITY			
Archer							
OTHER MEMBERS OF FAMILY							
NAME		RELATIONSHIP	AGE	BIRTHPLACE			
Minnie B		w	34	Ga			
Alice C		d	9	Fla			

FORM 10-636
1910 CENSUS INDEX - FAMILY -

U. S. DEPARTMENT OF COMMERCE
BUREAU OF THE CENSUS

TEXAS

W300	HEAD OF FAMILY		Wade, Newton J	E.D.	SHEET
				731	94
COLOR	AGE	BIRTHPLACE		VOL.	
W	48			130	
COUNTY			CITY		
Tarrant			Fort Worth		
OTHER MEMBERS OF FAMILY					
NAME		RELATIONSHIP	AGE	BIRTHPLACE	
Alice G		w	41		
Mable		s	18		
Ruth K		d	14		

FORM 10 636
1910 CENSUS INDEX - FAMILY

U.S. DEPARTMENT OF COMMERCE
BUREAU OF THE CENSUS

TEXAS

W300	HEAD OF FAMILY		H. H. Hunt	Newton	E.D.	SHEET
COLOR	AGE	BIRTHPLACE			116	191
W	63	Ark			VOL. 79	
COUNTY	Hunt		CITY	Newville		
OTHER MEMBERS OF FAMILY						
NAME		RELATIONSHIP	AGE	BIRTHPLACE		
H. H. Hunt						
W. H. Hunt						
J. H. Hunt						
M. H. Hunt						
L. H. Hunt						
K. H. Hunt						
I. H. Hunt						
G. H. Hunt						
F. H. Hunt						
E. H. Hunt						
D. H. Hunt						
C. H. Hunt						
B. H. Hunt						
A. H. Hunt						

FORM 10 636
1910. CENSUS INDEX - FAMILY

U. S. DEPARTMENT OF COMMERCE
BUREAU OF THE CENSUS

TEXAS

W 300	HEAD OF FAMILY Wheat Newt.		E.D.	SHEET
COLOR W	AGE 36	BIRTHPLACE	VOL.	7
COUNTY	Bell	CITY		
OTHER MEMBERS OF FAMILY				
	NAME	RELATIONSHIP	AGE	BIRTHPLACE
	Mattie	W	39	ark.
	Ollie	S	18	
	Ruby	D	12	
	Margie	D	9	
	Perlie	D	7	
	Ino	S	5	
	Clide	S	3	

FORM 10-636A
1910 CENSUS INDEX - INDIVIDUAL

U.S. DEPARTMENT OF COMMERCE
BUREAU OF THE CENSUS

330		HEAD OF FAMILY		Texas	
COLOR	W	AGE	29	BIRTHPLACE	Wood
COUNTY	W	Wood		CITY	
				E.D.	133
				SHEET	66
				VOL.	149
OTHER MEMBERS OF FAMILY					
NAME	RELATIONSHIP	AGE	BIRTHPLACE		
Effie	W	23			
Walter	P.	4			
Walter	S	2			
Frankie	D	4/12			
1130					

FORM 10 636
 1910 CENSUS INDEX - FAMILY

U. S. DEPARTMENT OF COMMERCE
 BUREAU OF THE CENSUS

TEXAS

11300		HEAD OF FAMILY		White, Newell J.		E.D.	SHEET
COLOR	W	AGE	27	BIRTHPLACE		40	9
COUNTY	Collingsworth			CITY		VOL.	27
OTHER MEMBERS OF FAMILY							
NAME		RELATIONSHIP	AGE	BIRTHPLACE			
Bertha		W	21				
Clifton B		S	1				

FORM 10-636
1910 CENSUS INDEX - FAMILY

U.S. DEPARTMENT OF COMMERCE
BUREAU OF THE CENSUS

TEXAS

W300	NAME OF INDIVIDUAL W Hite Neural Nourwood		E.D. 69	SHEET 60
COLOR W	AGE 4	BIRTHPLACE	VOL. 125	
COUNTY Smith		CITY Tyler		
ENUMERATED WITH W Hite Charles				
RELATIONSHIP TO ABOVE				
<input type="checkbox"/> SON	<input type="checkbox"/> NEPHEW	<input type="checkbox"/> STEPSON		
<input type="checkbox"/> DAUGHTER	<input type="checkbox"/> NIECE	<input type="checkbox"/> STEPPAUGHTER		
<input type="checkbox"/> BROTHER	<input type="checkbox"/> FATHER-IN-LAW	<input type="checkbox"/> COUSIN		
<input type="checkbox"/> SISTER	<input type="checkbox"/> MOTHER-IN-LAW	<input type="checkbox"/> HIRED MAN		
<input type="checkbox"/> FATHER	<input type="checkbox"/> SON-IN-LAW	<input type="checkbox"/> ROOMER		
<input type="checkbox"/> MOTHER	<input type="checkbox"/> DAUGHTER-IN-LAW	<input type="checkbox"/> SERVANT		
<input type="checkbox"/> GRANDSON	<input type="checkbox"/> BROTHER-IN-LAW	<input checked="" type="checkbox"/> OTHER (Specify)		
<input type="checkbox"/> GRANDDAUGHTER	<input type="checkbox"/> SISTER-IN-LAW			
<input checked="" type="checkbox"/> GRANDCHILD	<input type="checkbox"/> ORPHAN			

FORM 10-637 (2-10-62)

1910-CENSUS INDEX - INDIVIDUAL

U.S. DEPARTMENT OF COMMERCE
BUREAU OF THE CENSUS

* GPO : 1962 O-641433

TEXAS

W300	NAME OF INDIVIDUAL - Wheat Neville		E.D. 91	SHEET 81
COLOR W	AGE 32	BIRTHPLACE	VOL. 68	
COUNTY Harris	CITY Houston			
ENUMERATED WITH Hall Catherine				
RELATIONSHIP TO ABOVE				
<input type="checkbox"/> SON	<input type="checkbox"/> NEPHEW	<input type="checkbox"/> STEPSON		
<input type="checkbox"/> DAUGHTER	<input type="checkbox"/> NIECE	<input type="checkbox"/> STEPDAUGHTER		
<input type="checkbox"/> BROTHER	<input type="checkbox"/> FATHER-IN-LAW	<input type="checkbox"/> COUSIN		
<input type="checkbox"/> SISTER	<input type="checkbox"/> MOTHER-IN-LAW	<input type="checkbox"/> HUSBAND		
<input type="checkbox"/> FATHER	<input type="checkbox"/> SON-IN-LAW	<input checked="" type="checkbox"/> ROOMER		
<input type="checkbox"/> MOTHER	<input type="checkbox"/> DAUGHTER-IN-LAW	<input type="checkbox"/> SERVANT		
<input type="checkbox"/> GRANDSON	<input type="checkbox"/> BROTHER-IN-LAW	<input type="checkbox"/> OTHER (Specify)		
<input type="checkbox"/> GRANDDAUGHTER	<input type="checkbox"/> SISTER-IN-LAW			
<input type="checkbox"/> GRANDCHILD	<input type="checkbox"/> ORPHAN			

FORM 10 637

1910 CENSUS INDEX - INDIVIDUAL

U. S. DEPARTMENT OF COMMERCE
BUREAU OF THE CENSUS

TEXAS

W300		NAME OF INDIVIDUAL White Nettie M		E.D. 124	SHEET 11
COLOR W	AGE 23	BIRTHPLACE Ark		VOL. 25	
COUNTY			CITY		
ENUMERATED WITH Coteman Shaper Amanda					
RELATIONSHIP TO ABOVE					
<input type="checkbox"/> SON	<input type="checkbox"/> NEPHEW	<input type="checkbox"/> STEPSON			
<input checked="" type="checkbox"/> DAUGHTER	<input type="checkbox"/> NIECE	<input type="checkbox"/> STEPDAUGHTER			
<input type="checkbox"/> BROTHER	<input type="checkbox"/> FATHER-IN-LAW	<input type="checkbox"/> COUSIN			
<input type="checkbox"/> SISTER	<input type="checkbox"/> MOTHER-IN-LAW	<input type="checkbox"/> HIRED MAN			
<input type="checkbox"/> FATHER	<input type="checkbox"/> SON-IN-LAW	<input type="checkbox"/> ROOMER			
<input type="checkbox"/> MOTHER	<input type="checkbox"/> DAUGHTER-IN-LAW	<input type="checkbox"/> SERVANT			
<input type="checkbox"/> GRANDSON	<input type="checkbox"/> BROTHER-IN-LAW	<input type="checkbox"/> OTHER (Specify)			
<input type="checkbox"/> GRANDDAUGHTER	<input type="checkbox"/> SISTER-IN-LAW				
<input type="checkbox"/> GRANDCHILD	<input type="checkbox"/> ORPHAN				

FORM 10 637
1910 CENSUS INDEX - INDIVIDUAL

U. S. DEPARTMENT OF COMMERCE
BUREAU OF THE CENSUS

TEXAS

W. Wade		HEAD OF FAMILY		Wade Nettie		E.D.	SHEET
W		AGE	BIRTHPLACE		VOL.		
COUNTY		29			23		
Cherokee			CITY				
			Jacksonville				
OTHER MEMBERS OF FAMILY							
NAME		RELATIONSHIP	AGE	BIRTHPLACE			
Edgar		S	9				
Alonizan		S	8				
Jessie May		D	5				
Alman Katie Lee		si	23				

FORM 10. 836

1910. CENSUS INDEX - FAMILY

U. S. DEPARTMENT OF COMMERCE
BUREAU OF THE CENSUS

TEXAS

W300	HEAD OF FAMILY <i>Wade Nettles</i>		E.D. <i>4</i>	SHEET <i>28</i>
COLOR <i>W</i>	AGE <i>78</i>	BIRTHPLACE <i>Ark</i>	VOL. <i>15</i>	
COUNTY	<i>Bowie</i>	CITY <i>Texarkana</i>		
OTHER MEMBERS OF FAMILY				
NAME		RELATIONSHIP	AGE	BIRTHPLACE
<i>Living alone</i>				

FORM 10-636

1910 CENSUS INDEX - FAMILY

U.S. DEPARTMENT OF COMMERCE
BUREAU OF THE CENSUS

TEXAS

W 300		NAME OF INDIVIDUAL <i>Wade Nettie</i>		E.O. 97	SHEET 41
COLOR <i>B</i>	AGE <i>72</i>	BIRTHPLACE		VOL. <i>109</i>	
COUNTY <i>Nacogdoches</i>			CITY		
ENUMERATED WITH <i>Brown Tom</i>					
RELATIONSHIP TO ABOVE					
<input type="checkbox"/> SON	<input type="checkbox"/> NEPHEW	<input checked="" type="checkbox"/> STEPSON			
<input type="checkbox"/> DAUGHTER	<input type="checkbox"/> NIECE	<input type="checkbox"/> STEPDAUGHTER			
<input type="checkbox"/> BROTHER	<input type="checkbox"/> FATHER-IN-LAW	<input type="checkbox"/> COUSIN			
<input type="checkbox"/> SISTER	<input type="checkbox"/> MOTHER-IN-LAW	<input type="checkbox"/> HIRED MAN			
<input type="checkbox"/> FATHER	<input type="checkbox"/> SON-IN-LAW	<input type="checkbox"/> ROOMER			
<input type="checkbox"/> MOTHER	<input type="checkbox"/> DAUGHTER-IN-LAW	<input type="checkbox"/> SERVANT			
<input type="checkbox"/> GRANDSON	<input type="checkbox"/> BROTHER-IN-LAW	<input type="checkbox"/> OTHER (<i>Specify</i>)			
<input type="checkbox"/> GRANDDAUGHTER	<input type="checkbox"/> SISTER-IN-LAW				
<input type="checkbox"/> GRANDCHILD	<input type="checkbox"/> ORPHAN				

FORM 10-637
1910 CENSUS INDEX - INDIVIDUAL

U. S. DEPARTMENT OF COMMERCE
BUREAU OF THE CENSUS

TEXAS

-U 300		NAME OF INDIVIDUAL <i>Wood Nettie</i>		E.O.	SHEET
				42	196
COLOR	AGE	BIRTHPLACE		VOL.	
<i>Wd</i>	<i>22</i>			30	
COUNTY			CITY		
Delta			Cooper		
ENUMERATED WITH <i>Pratt Charles H</i>					
RELATIONSHIP TO ABOVE					
<input type="checkbox"/> SON	<input type="checkbox"/> NEPHEW	<input type="checkbox"/> STEPSON			
<input type="checkbox"/> DAUGHTER	<input type="checkbox"/> NIECE	<input type="checkbox"/> STEPDAUGHTER			
<input type="checkbox"/> BROTHER	<input type="checkbox"/> FATHER-IN-LAW	<input type="checkbox"/> COUSIN			
<input type="checkbox"/> SISTER	<input type="checkbox"/> MOTHER-IN-LAW	<input type="checkbox"/> HIRED MAN			
<input type="checkbox"/> FATHER	<input type="checkbox"/> SON-IN-LAW	<input type="checkbox"/> ROOMER			
<input type="checkbox"/> MOTHER	<input type="checkbox"/> DAUGHTER-IN-LAW	<input type="checkbox"/> SERVANT			
<input type="checkbox"/> GRANDSON	<input type="checkbox"/> BROTHER-IN-LAW	<input type="checkbox"/> OTHER (Specify)			
<input type="checkbox"/> GRANDDAUGHTER	<input checked="" type="checkbox"/> SISTER-IN-LAW				
<input type="checkbox"/> GRANDCHILD	<input type="checkbox"/> ORPHAN				

FORM 10-637

1910 CENSUS INDEX - INDIVIDUAL

U.S. DEPARTMENT OF COMMERCE
BUREAU OF THE CENSUS

TEXAS

W300		NAME OF INDIVIDUAL <i>White Nettie</i>		E.O. <i>23</i>	SHEET <i>34</i>
COLOR <i>B</i>	AGE <i>30</i>	BIRTHPLACE <i>La</i>		VOL. <i>33</i>	
COUNTY <i>Dallas</i>		CITY <i>Dallas</i>			
ENUMERATED WITH <i>Johnson Mallie L</i>					
RELATIONSHIP TO ABOVE					
<input type="checkbox"/> SON	<input type="checkbox"/> NEPHEW	<input type="checkbox"/> STEPSON			
<input type="checkbox"/> DAUGHTER	<input type="checkbox"/> NIECE	<input type="checkbox"/> STEPDAUGHTER			
<input type="checkbox"/> BROTHER	<input type="checkbox"/> FATHER-IN-LAW	<input type="checkbox"/> COUSIN			
<input type="checkbox"/> SISTER	<input type="checkbox"/> MOTHER-IN-LAW	<input type="checkbox"/> HIRED MAN			
<input type="checkbox"/> FATHER	<input type="checkbox"/> SON-IN-LAW	<input checked="" type="checkbox"/> ROOMER			
<input type="checkbox"/> MOTHER	<input type="checkbox"/> DAUGHTER-IN-LAW	<input type="checkbox"/> SERVANT			
<input type="checkbox"/> GRANDSON	<input type="checkbox"/> BROTHER-IN-LAW	<input type="checkbox"/> OTHER (Specify)			
<input type="checkbox"/> GRANDDAUGHTER	<input type="checkbox"/> SISTER-IN-LAW				
<input type="checkbox"/> GRANDCHILD	<input type="checkbox"/> ORPHAN				

FORM 10-637
1910 CENSUS INDEX - INDIVIDUAL

U. S. DEPARTMENT OF COMMERCE
BUREAU OF THE CENSUS

TEXAS

W300		NAME OF INDIVIDUAL <i>White Nettie</i>		E.D. 22	SHEET 440
COLOR 13	AGE 73	BIRTHPLACE		VOL. 33+	
COUNTY <i>Dallas</i>		CITY <i>Dallas</i>			
ENUMERATED WITH <i>Wolfe Joseph</i>					
RELATIONSHIP TO ABOVE					
<input type="checkbox"/> SON	<input type="checkbox"/> NEPHEW	<input type="checkbox"/> STEPSON			
<input type="checkbox"/> DAUGHTER	<input type="checkbox"/> NIECE	<input type="checkbox"/> STEPDAUGHTER			
<input type="checkbox"/> BROTHER	<input type="checkbox"/> FATHER-IN-LAW	<input type="checkbox"/> COUSIN			
<input type="checkbox"/> SISTER	<input type="checkbox"/> MOTHER-IN-LAW	<input type="checkbox"/> HIRED MAN			
<input type="checkbox"/> FATHER	<input type="checkbox"/> SON-IN-LAW	<input type="checkbox"/> ROOMER			
<input type="checkbox"/> MOTHER	<input type="checkbox"/> DAUGHTER-IN-LAW	<input checked="" type="checkbox"/> SERVANT			
<input type="checkbox"/> GRANDSON	<input type="checkbox"/> BROTHER-IN-LAW	<input type="checkbox"/> OTHER (Specify)			
<input type="checkbox"/> GRANDDAUGHTER	<input type="checkbox"/> SISTER-IN-LAW				
<input type="checkbox"/> GRANDCHILD	<input type="checkbox"/> ORPHAN				

FORM 10 637

1910 CENSUS INDEX - INDIVIDUAL

U. S. DEPARTMENT OF COMMERCE
BUREAU OF THE CENSUS

TEXAS

W300		HEAD OF FAMILY		E.D.	SHEET
		White, Mattie		103	141
COLOR	AGE	BIRTHPLACE		VOL.	
Wm	50	S. C.		82	
COUNTY	JACKSON			CITY	
OTHER MEMBERS OF FAMILY					
NAME		RELATIONSHIP	AGE	BIRTHPLACE	
Robinson, Mattie		SD	10	6	

FORM 10 636
1910 CENSUS INDEX - FAMILY

U.S. DEPARTMENT OF COMMERCE
BUREAU OF THE CENSUS

TEXAS

W 300	NAME OF INDIVIDUAL White, Nettie		E.O. 90	SHEET 471
COLOR B	AGE 19	BIRTHPLACE	VOL. 108	
COUNTY Navarro	CITY			
ENUMERATED WITH Conley, Eugene				
RELATIONSHIP TO ABOVE				
<input type="checkbox"/> SON	<input type="checkbox"/> NEPHEW	<input type="checkbox"/> STEPSON		
<input type="checkbox"/> DAUGHTER	<input type="checkbox"/> NIECE	<input type="checkbox"/> STEPDAUGHTER		
<input type="checkbox"/> BROTHER	<input type="checkbox"/> FATHER-IN-LAW	<input checked="" type="checkbox"/> COUSIN		
<input type="checkbox"/> SISTER	<input type="checkbox"/> MOTHER-IN-LAW	<input type="checkbox"/> HIRED MAN		
<input type="checkbox"/> FATHER	<input type="checkbox"/> SON-IN-LAW	<input type="checkbox"/> ROOMER		
<input type="checkbox"/> MOTHER	<input type="checkbox"/> DAUGHTER-IN-LAW	<input type="checkbox"/> SERVANT		
<input type="checkbox"/> GRANDSON	<input type="checkbox"/> BROTHER-IN-LAW	<input type="checkbox"/> OTHER (Specify)		
<input type="checkbox"/> GRANDDAUGHTER	<input type="checkbox"/> SISTER-IN-LAW			
<input type="checkbox"/> GRANDCHILD	<input type="checkbox"/> ORPHAN			

FORM 10-637

1910 CENSUS INDEX - INDIVIDUAL

U. S. DEPARTMENT OF COMMERCE
BUREAU OF THE CENSUS

TEXAS

6300	HEAD OF FAMILY		E. D.	SHEET
White	Mula		134	155
COLOR	AGE	BIRTHPLACE	VOL.	
W.	54		89	
COUNTY	LEON		CITY	
OTHER MEMBERS OF FAMILY				
NAME		RELATIONSHIP	AGE	BIRTHPLACE
W. J. ...		S	17	
Brazilla		S	11	

FORM 10 636
 1910 CENSUS INDEX - FAMILY

U.S. DEPARTMENT OF COMMERCE
 BUREAU OF THE CENSUS

TEXAS

W 300-	NAME OF INDIVIDUAL Wade Det		E.O. 149	SHEET 39
COLOR W-	AGE 28	BIRTHPLACE La	VOL. 124	
COUNTY Shelby	CITY			
ENUMERATED WITH Carver Det. B				
RELATIONSHIP TO ABOVE				
<input type="checkbox"/> SON	<input type="checkbox"/> NEPHEW	<input type="checkbox"/> STEPSON		
<input type="checkbox"/> DAUGHTER	<input type="checkbox"/> NIECE	<input type="checkbox"/> STEPDAUGHTER		
<input type="checkbox"/> BROTHER	<input type="checkbox"/> FATHER-IN-LAW	<input type="checkbox"/> COUSIN		
<input type="checkbox"/> SISTER	<input checked="" type="checkbox"/> MOTHER-IN-LAW	<input type="checkbox"/> HIRED MAN		
<input type="checkbox"/> FATHER	<input type="checkbox"/> SON-IN-LAW	<input type="checkbox"/> ROOMER		
<input type="checkbox"/> MOTHER	<input type="checkbox"/> DAUGHTER-IN-LAW	<input type="checkbox"/> SERVANT		
<input type="checkbox"/> GRANDSON	<input type="checkbox"/> BROTHER-IN-LAW	<input checked="" type="checkbox"/> OTHER (Specify)		
<input checked="" type="checkbox"/> GRANDDAUGHTER	<input type="checkbox"/> SISTER-IN-LAW	so		
<input type="checkbox"/> GRANDCHILD	<input type="checkbox"/> ORPHAN			

FORM 10-637 (8-18-62)

U.S. DEPARTMENT OF COMMERCE
BUREAU OF THE CENSUS

1910 CENSUS INDEX - INDIVIDUAL

* GPO : 1962 O-641625

TEXAS

W 300	HEAD OF FAMILY		E.D.	SHEET
	White Person		38	198
COLOR	AGE	BIRTHPLACE	VOL.	
White	40		91	
COUNTY	Lamar		CITY	
OTHER MEMBERS OF FAMILY				
NAME		RELATIONSHIP	AGE	BIRTHPLACE
Jack		S	22	
Charlie		D	19	
Katherine		S	17	
Kinship		S	18	
Claude		-S	7	
Willie		G-S	4	

FORM 10 636

1910 CENSUS INDEX - FAMILY

U. S. DEPARTMENT OF COMMERCE
BUREAU OF THE CENSUS

TEXAS

W300	HEAD OF FAMILY		E.D.	SHEET
	W. H. T. Napoleon A		171	218
COLOR	AGE	BIRTHPLACE	VOL.	
W	6-1	Ala.	131	
COUNTY	CITY			
Tarrant				
OTHER MEMBERS OF FAMILY				
NAME	RELATIONSHIP	AGE	BIRTHPLACE	
Joseph W.	W	56	Tenn	

FORM 10 636
1910 CENSUS INDEX - FAMILY

U. S. DEPARTMENT OF COMMERCE
BUREAU OF THE CENSUS

TEXAS

W. 300	HEAD OF FAMILY Wade rep		E.D. 1	SHEET 10
COLOR B	AGE 35	BIRTHPLACE		VOL. 2
COUNTY Angelina		CITY		
OTHER MEMBERS OF FAMILY				
NAME		RELATIONSHIP	AGE	BIRTHPLACE
Nannie		W	37	
Berlie		D	10	
Rolin		S	8	
Sarah		D	7	
Alexander		S	5	

FORM 10-636
1910 CENSUS INDEX - FAMILY

U.S. DEPARTMENT OF COMMERCE
BUREAU OF THE CENSUS

TEXAS

W300	HEAD OF FAMILY		Trade		Neoma		E.D.	SHEET
COLOR	AGE	BIRTHPLACE				25		16
W	57	Ky				VOL.		27
COUNTY				CITY				
				Collin				
OTHER MEMBERS OF FAMILY								
NAME			RELATIONSHIP	AGE	BIRTHPLACE			
Eileen			S	35	Ky			
Kinby			S	22				

FORM 10-636 -
1910 CENSUS INDEX - FAMILY

U.S. DEPARTMENT OF COMMERCE
BUREAU OF THE CENSUS

TEXAS

W 300	NAME OF INDIVIDUAL White Nelson A		E.O. 96	SHEET 1
COLOR W	AGE 44	BIRTHPLACE	VOL. 108	
COUNTY Navarro	CITY Frost			
ENUMERATED WITH White Wesley P				
RELATIONSHIP TO ABOVE				
<input type="checkbox"/> SON	<input type="checkbox"/> NEPHEW	<input type="checkbox"/> STEPSON		
<input type="checkbox"/> DAUGHTER	<input type="checkbox"/> NIECE	<input type="checkbox"/> STEPDAUGHTER		
<input checked="" type="checkbox"/> BROTHER	<input type="checkbox"/> FATHER-IN-LAW	<input type="checkbox"/> COUSIN		
<input type="checkbox"/> SISTER	<input type="checkbox"/> MOTHER-IN-LAW	<input type="checkbox"/> HIRED MAN		
<input type="checkbox"/> FATHER	<input type="checkbox"/> SON-IN-LAW	<input type="checkbox"/> ROOMER		
<input type="checkbox"/> MOTHER	<input type="checkbox"/> DAUGHTER-IN-LAW	<input type="checkbox"/> SERVANT		
<input type="checkbox"/> GRANDSON	<input type="checkbox"/> BROTHER-IN-LAW	<input type="checkbox"/> OTHER (Specify)		
<input type="checkbox"/> GRANDDAUGHTER	<input type="checkbox"/> SISTER-IN-LAW	_____		
<input type="checkbox"/> GRANDCHILD	<input type="checkbox"/> ORPHAN	_____		

FORM 10-637
1910 CENSUS INDEX - INDIVIDUAL

U.S. DEPARTMENT OF COMMERCE
BUREAU OF THE CENSUS

TEXAS

W.300		HEAD OF FAMILY			E.D.	SHEET
		W. Wyatt Nelson			131	337
COLOR	AGE	BIRTHPLACE			VOL.	
13	23	Taylor			143	
COUNTY				CITY		
Williamson						
OTHER MEMBERS OF FAMILY						
	NAME		RELATIONSHIP	AGE	BIRTHPLACE	
	Richard		W. Jr.			
	1R					

FORM 10-636
1910 CENSUS INDEX - FAMILY

U. S. DEPARTMENT OF COMMERCE
BUREAU OF THE CENSUS

TEXAS

10300	HEAD OF FAMILY		White Nelson	E.O.	SHEET
COLOR	AGE	BIRTHPLACE		71	239
B	38	SC		VOL	83
COUNTY:			CITY		
Jefferson			Bourmont		
OTHER MEMBERS OF FAMILY					
NAME		RELATIONSHIP	AGE	BIRTHPLACE	
C. Lee		W	24	Miss	
+1BE					

FORM 10-636
1910 CENSUS INDEX - FAMILY

U. S. DEPARTMENT OF COMMERCE
BUREAU OF THE CENSUS

TEXAS

W 300	HEAD OF FAMILY		White Nelson	E.D.	SHEET
COLOR W	AGE 31	BIRTHPLACE		190	237
COUNTY McCluskey	CITY		VOL 96		
OTHER MEMBERS OF FAMILY					
NAME		RELATIONSHIP	AGE	BIRTHPLACE	
Elizabeth		W	26		
John		S	9		
Ernest		S	4		
Mamie		D	12		

FORM 10 636
1910 CENSUS INDEX - FAMILY

U. S. DEPARTMENT OF COMMERCE
BUREAU OF THE CENSUS

TEXAS

W 300		NAME OF INDIVIDUAL Wood Nelson		E.O. 39	SHEET 269
COLOR B	AGE 49	BIRTHPLACE		VOL. 95	
COUNTY Limestone			CITY Tehuacan		
ENUMERATED WITH - Henderson John					
RELATIONSHIP TO ABOVE					
<input type="checkbox"/> SON	<input type="checkbox"/> NEPHEW	<input type="checkbox"/> STEPSON			
<input type="checkbox"/> DAUGHTER	<input type="checkbox"/> NIECE	<input type="checkbox"/> STEPDAUGHTER			
<input type="checkbox"/> BROTHER	<input type="checkbox"/> FATHER-IN-LAW	<input type="checkbox"/> COUSIN			
<input type="checkbox"/> SISTER	<input type="checkbox"/> MOTHER-IN-LAW	<input type="checkbox"/> HIRED MAN			
<input type="checkbox"/> FATHER	<input type="checkbox"/> SON-IN-LAW	<input checked="" type="checkbox"/> ROOMER			
<input type="checkbox"/> MOTHER	<input type="checkbox"/> DAUGHTER-IN-LAW	<input type="checkbox"/> SERVANT			
<input type="checkbox"/> GRANDSON	<input type="checkbox"/> BROTHER-IN-LAW	<input type="checkbox"/> OTHER (Specify)			
<input type="checkbox"/> GRANDDAUGHTER	<input type="checkbox"/> SISTER-IN-LAW				
<input type="checkbox"/> GRANDCHILD	<input type="checkbox"/> ORPHAN				

FORM 10-637
1910 CENSUS INDEX - INDIVIDUAL

U. S. DEPARTMENT OF COMMERCE
BUREAU OF THE CENSUS

TEXAS

HEAD OF FAMILY <i>Wade Nelson</i>			E.D. <i>130</i>	SHEET <i>90</i>
COLOR <i>B</i>	AGE <i>54</i>	BIRTHPLACE <i>Texas</i>	VOL. <i>135</i>	
COUNTY <i>Titus</i>		CITY <i>-</i>		
OTHER MEMBERS OF FAMILY				
NAME		RELATIONSHIP	AGE	BIRTHPLACE
<i>Louise</i>				

FORM 10 636
1910 CENSUS INDEX - FAMILY

U. S. DEPARTMENT OF COMMERCE
BUREAU OF THE CENSUS

TEXAS

<i>w 300</i>	NAME OF INDIVIDUAL <i>White Nellie P</i>		E.O. <i>27</i>	SHEET <i>253</i>
COLOR <i>B</i>	AGE <i>1</i>	BIRTHPLACE	VOL. <i>87</i>	
COUNTY <i>Kaufman</i>		CITY		
ENUMERATED WITH <i>Mays James</i>				
RELATIONSHIP TO ABOVE				
<input type="checkbox"/> SON	<input type="checkbox"/> NEPHEW	<input type="checkbox"/> STEPSON		
<input type="checkbox"/> DAUGHTER	<input type="checkbox"/> NIECE	<input type="checkbox"/> STEPDAUGHTER		
<input type="checkbox"/> BROTHER	<input type="checkbox"/> FATHER-IN-LAW	<input type="checkbox"/> COUSIN		
<input type="checkbox"/> SISTER	<input type="checkbox"/> MOTHER-IN-LAW	<input type="checkbox"/> HIRED MAN		
<input type="checkbox"/> FATHER	<input type="checkbox"/> SON-IN-LAW	<input type="checkbox"/> ROOMER		
<input type="checkbox"/> MOTHER	<input type="checkbox"/> DAUGHTER-IN-LAW	<input type="checkbox"/> SERVANT		
<input type="checkbox"/> GRANDSON	<input type="checkbox"/> BROTHER-IN-LAW	<input type="checkbox"/> OTHER (Specify)		
<input checked="" type="checkbox"/> GRANDDAUGHTER	<input type="checkbox"/> SISTER-IN-LAW			
<input type="checkbox"/> GRANDCHILD	<input type="checkbox"/> ORPHAN			

FORM 10-637

1910 CENSUS INDEX - INDIVIDUAL

U.S. DEPARTMENT OF COMMERCE
BUREAU OF THE CENSUS

TEXAS

40300	NAME OF INDIVIDUAL Wood, Nellie C		E.D. 34	SHEET 72
COLOR W	AGE 23	BIRTHPLACE	VOL 33	
COUNTY Dallas	CITY Dallas			
ENUMERATED WITH Cannery Ella B				
RELATIONSHIP TO ABOVE				
<input type="checkbox"/> SON	<input type="checkbox"/> NEPHEW	<input type="checkbox"/> STEPSON		
<input checked="" type="checkbox"/> DAUGHTER	<input type="checkbox"/> NIECE	<input type="checkbox"/> STEPDAUGHTER		
<input type="checkbox"/> BROTHER	<input type="checkbox"/> FATHER-IN-LAW	<input type="checkbox"/> COUSIN		
<input type="checkbox"/> SISTER	<input type="checkbox"/> MOTHER-IN-LAW	<input type="checkbox"/> HIRED MAN		
<input type="checkbox"/> FATHER	<input type="checkbox"/> SON-IN-LAW	<input type="checkbox"/> ROOMER		
<input type="checkbox"/> MOTHER	<input type="checkbox"/> DAUGHTER-IN-LAW	<input type="checkbox"/> SERVANT		
<input type="checkbox"/> GRANDSON	<input type="checkbox"/> BROTHER-IN-LAW	<input type="checkbox"/> OTHER (Specify)		
<input type="checkbox"/> GRANDDAUGHTER	<input type="checkbox"/> SISTER-IN-LAW			
<input type="checkbox"/> GRANDCHILD	<input type="checkbox"/> ORPHAN			

FORM 10-637
1910 CENSUS INDEX - INDIVIDUAL

U. S. DEPARTMENT OF COMMERCE
BUREAU OF THE CENSUS.

TEXAS

W 300		NAME OF INDIVIDUAL Wood Nellie		E.D. 73	SHEET 188
COLOR W	AGE 17	BIRTHPLACE		VOL. 36	
COUNTY Dallas		CITY Dallas			
ENUMERATED WITH Coward John J.					
RELATIONSHIP TO ABOVE					
<input type="checkbox"/> SON <input type="checkbox"/> DAUGHTER <input type="checkbox"/> BROTHER <input type="checkbox"/> SISTER <input type="checkbox"/> FATHER <input type="checkbox"/> MOTHER <input type="checkbox"/> GRANDSON <input type="checkbox"/> GRANDDAUGHTER <input type="checkbox"/> GRANDCHILD		<input type="checkbox"/> NEPHEW <input type="checkbox"/> NIECE <input type="checkbox"/> FATHER-IN-LAW <input type="checkbox"/> MOTHER-IN-LAW <input type="checkbox"/> SON-IN-LAW <input type="checkbox"/> DAUGHTER-IN-LAW <input type="checkbox"/> BROTHER-IN-LAW <input type="checkbox"/> SISTER-IN-LAW <input type="checkbox"/> ORPHAN		<input type="checkbox"/> STEPSON <input type="checkbox"/> STEPDAUGHTER <input type="checkbox"/> COUSIN <input type="checkbox"/> HIRED MAN <input checked="" type="checkbox"/> ROOMER <input type="checkbox"/> SERVANT <input type="checkbox"/> OTHER (Specify)	

FORM 10 637
1910 CENSUS INDEX - INDIVIDUAL

U.S. DEPARTMENT OF COMMERCE
BUREAU OF THE CENSUS

TEXAS

W 300	HEAD OF FAMILY White Mrs Nellie		E.D. 81	SHEET 14
COLOR W	AGE 51	BIRTHPLACE Mo	VOL. 27	
COUNTY Dallas		CITY		
OTHER MEMBERS OF FAMILY				
	NAME	RELATIONSHIP	AGE	BIRTHPLACE
/	LeRene	S	22	
	Fannie	D	17	
	James E Q	S	14	
Driffin	Millad	B	56	Ky
1	Maifair	N	15	

FORM 10-636
1910 CENSUS INDEX - FAMILY

U. S. DEPARTMENT OF COMMERCE
BUREAU OF THE CENSUS

TEXAS

W 300		NAME OF INDIVIDUAL White, Willie		E.D. 94	SHEET 296
COLOR B	AGE 12	BIRTHPLACE		VOL. 108	
COUNTY Navarro			CITY		
ENUMERATED WITH A Morgan, Tige					
RELATIONSHIP TO ABOVE					
<input type="checkbox"/> SON	<input type="checkbox"/> NEPHEW	<input type="checkbox"/> STEPSON			
<input type="checkbox"/> DAUGHTER	<input type="checkbox"/> NIECE	<input type="checkbox"/> STEPDAUGHTER			
<input type="checkbox"/> BROTHER	<input type="checkbox"/> FATHER-IN-LAW	<input type="checkbox"/> COUSIN			
<input type="checkbox"/> SISTER	<input type="checkbox"/> MOTHER-IN-LAW	<input type="checkbox"/> HIRED MAN			
<input type="checkbox"/> FATHER	<input type="checkbox"/> SON-IN-LAW	<input type="checkbox"/> ROOMER			
<input type="checkbox"/> MOTHER	<input type="checkbox"/> DAUGHTER-IN-LAW	<input type="checkbox"/> SERVANT			
<input type="checkbox"/> GRANDSON	<input type="checkbox"/> BROTHER-IN-LAW	<input type="checkbox"/> OTHER (Specify)			
<input type="checkbox"/> GRANDDAUGHTER	<input type="checkbox"/> SISTER-IN-LAW				
<input type="checkbox"/> GRANDCHILD	<input type="checkbox"/> ORPHAN				

FORM 10-637
1910 CENSUS INDEX - INDIVIDUAL

U.S. DEPARTMENT OF COMMERCE
BUREAU OF THE CENSUS

TEXAS

W 300	NAME OF INDIVIDUAL Wood Nellie		E.O. 34	SHEET 242
COLOR W.	AGE 25	BIRTHPLACE Tenn	VOL. 43	
COUNTY Fannin		CITY Lacey		
ENUMERATED WITH Glass Christopher C				
RELATIONSHIP TO ABOVE				
<input type="checkbox"/> SON	<input type="checkbox"/> NEPHEW	<input type="checkbox"/> STEPSON		
<input type="checkbox"/> DAUGHTER	<input type="checkbox"/> NIECE	<input type="checkbox"/> STEPDAUGHTER		
<input type="checkbox"/> BROTHER	<input type="checkbox"/> FATHER-IN-LAW	<input type="checkbox"/> COUSIN		
<input type="checkbox"/> SISTER	<input type="checkbox"/> MOTHER-IN-LAW	<input type="checkbox"/> HIRED MAN		
<input type="checkbox"/> FATHER	<input type="checkbox"/> SON-IN-LAW	<input type="checkbox"/> ROOMER		
<input type="checkbox"/> MOTHER	<input type="checkbox"/> DAUGHTER-IN-LAW	<input type="checkbox"/> SERVANT		
<input type="checkbox"/> GRANDSON	<input type="checkbox"/> BROTHER-IN-LAW	<input type="checkbox"/> OTHER (Specify)		
<input type="checkbox"/> GRANDDAUGHTER	<input checked="" type="checkbox"/> SISTER-IN-LAW	_____		
<input type="checkbox"/> GRANDCHILD	<input type="checkbox"/> ORPHAN			

FORM 10-637
1910 CENSUS INDEX - INDIVIDUAL

U. S. DEPARTMENT OF COMMERCE
BUREAU OF THE CENSUS

TEXAS

W300		NAME OF INDIVIDUAL White, Nellie		E. D. 123	SHEET 35
COLOR B	AGE 27	BIRTHPLACE		VOL. 47	
COUNTY		Elliott		CITY	
ENUMERATED WITH Jones, Anderson					
RELATIONSHIP TO ABOVE					
<input type="checkbox"/> SON	<input type="checkbox"/> NEPHEW	<input type="checkbox"/> STEPSON			
<input type="checkbox"/> DAUGHTER	<input type="checkbox"/> NIECE	<input type="checkbox"/> STEPDAUGHTER			
<input type="checkbox"/> BROTHER	<input type="checkbox"/> FATHER-IN-LAW	<input type="checkbox"/> COUSIN			
<input type="checkbox"/> SISTER	<input type="checkbox"/> MOTHER-IN-LAW	<input type="checkbox"/> HIRED MAN			
<input type="checkbox"/> FATHER	<input type="checkbox"/> SON-IN-LAW	<input checked="" type="checkbox"/> ROOMER			
<input type="checkbox"/> MOTHER	<input type="checkbox"/> DAUGHTER-IN-LAW	<input type="checkbox"/> SERVANT			
<input type="checkbox"/> GRANDSON	<input type="checkbox"/> BROTHER-IN-LAW	<input type="checkbox"/> OTHER (Specify)			
<input type="checkbox"/> GRANDDAUGHTER	<input type="checkbox"/> SISTER-IN-LAW				
<input type="checkbox"/> GRANDCHILD	<input type="checkbox"/> ORPHAN				

FORM 10 637
1910 CENSUS INDEX - INDIVIDUAL

U. S. DEPARTMENT OF COMMERCE
BUREAU OF THE CENSUS

TEXAS

W-300		NAME OF INDIVIDUAL White Nellie		E.D. 23	SHEET 282
COLOR W	AGE 12	BIRTHPLACE		VOL. 48	
COUNTY		Erath		CITY	
ENUMERATED WITH White Leander J.					
RELATIONSHIP TO ABOVE					
<input type="checkbox"/> SON	<input type="checkbox"/> NEPHEW	<input type="checkbox"/> STEPSON			
<input type="checkbox"/> DAUGHTER	<input checked="" type="checkbox"/> NIECE	<input type="checkbox"/> STEPDAUGHTER			
<input type="checkbox"/> BROTHER	<input type="checkbox"/> FATHER-IN-LAW	<input type="checkbox"/> COUSIN			
<input type="checkbox"/> SISTER	<input type="checkbox"/> MOTHER-IN-LAW	<input type="checkbox"/> HIRED MAN			
<input type="checkbox"/> FATHER	<input type="checkbox"/> SON-IN-LAW	<input type="checkbox"/> ROOMER			
<input type="checkbox"/> MOTHER	<input type="checkbox"/> DAUGHTER-IN-LAW	<input type="checkbox"/> SERVANT			
<input type="checkbox"/> GRANDSON	<input type="checkbox"/> BROTHER-IN-LAW	<input type="checkbox"/> OTHER (Specify)			
<input type="checkbox"/> GRANDDAUGHTER	<input type="checkbox"/> SISTER-IN-LAW				
<input type="checkbox"/> GRANDCHILD	<input type="checkbox"/> ORPHAN				

FORM 10 637
1910 CENSUS INDEX - INDIVIDUAL

U.S. DEPARTMENT OF COMMERCE
BUREAU OF THE CENSUS

TEXAS

W300	NAME OF INDIVIDUAL <i>White Nellie</i>		E.D. 23	SHEET 349
COLOR W	AGE 12	BIRTHPLACE	VOL. 48	
COUNTY Erath	CITY			
ENUMERATED WITH <i>White Pamela E</i>				
RELATIONSHIP TO ABOVE				
<input type="checkbox"/> SON	<input type="checkbox"/> NEPHEW	<input type="checkbox"/> STEPSON		
<input type="checkbox"/> DAUGHTER	<input checked="" type="checkbox"/> NIECE	<input type="checkbox"/> STEPDAUGHTER		
<input type="checkbox"/> BROTHER	<input type="checkbox"/> FATHER-IN-LAW	<input type="checkbox"/> COUSIN		
<input type="checkbox"/> SISTER	<input type="checkbox"/> MOTHER-IN-LAW	<input type="checkbox"/> HIRED MAN		
<input type="checkbox"/> FATHER	<input type="checkbox"/> SON-IN-LAW	<input type="checkbox"/> ROOMER		
<input type="checkbox"/> MOTHER	<input type="checkbox"/> DAUGHTER-IN-LAW	<input type="checkbox"/> SERVANT		
<input type="checkbox"/> GRANDSON	<input type="checkbox"/> BROTHER-IN-LAW	<input type="checkbox"/> OTHER (<i>Specify</i>)		
<input type="checkbox"/> GRANDDAUGHTER	<input type="checkbox"/> SISTER-IN-LAW			
<input type="checkbox"/> GRANDCHILD	<input type="checkbox"/> ORPHAN			

FORM 10 637

1910 CENSUS INDEX - INDIVIDUAL

U. S. DEPARTMENT OF COMMERCE
BUREAU OF THE CENSUS

TEXAS

W300	NAME OF INDIVIDUAL Wood Nellie		E.D. 150	SHEET 197
COLOR W	AGE 13	BIRTHPLACE	VOL. 123	
COUNTY	Victoria	CITY.	Victoria City	
ENUMERATED WITH	Kreesele	Louis G		
RELATIONSHIP TO ABOVE				
<input type="checkbox"/> SON	<input type="checkbox"/> NEPHEW	<input type="checkbox"/> STEPSON		
<input type="checkbox"/> DAUGHTER	<input type="checkbox"/> NIECE	<input checked="" type="checkbox"/> STEPDAUGHTER		
<input type="checkbox"/> BROTHER	<input type="checkbox"/> FATHER-IN-LAW	<input type="checkbox"/> COUSIN		
<input type="checkbox"/> SISTER	<input type="checkbox"/> MOTHER-IN-LAW	<input type="checkbox"/> HIRED MAN		
<input type="checkbox"/> FATHER	<input type="checkbox"/> SON-IN-LAW	<input type="checkbox"/> ROOMER		
<input type="checkbox"/> MOTHER	<input type="checkbox"/> DAUGHTER-IN-LAW	<input type="checkbox"/> SERVANT		
<input type="checkbox"/> GRANDSON	<input type="checkbox"/> BROTHER-IN-LAW	<input type="checkbox"/> OTHER (Specify)		
<input type="checkbox"/> GRANDDAUGHTER	<input type="checkbox"/> SISTER-IN-LAW			
<input type="checkbox"/> GRANDCHILD	<input type="checkbox"/> ORPHAN			

FORM BC-627 (5-5-67).
FORMERLY 10-637

1910 CENSUS INDEX - INDIVIDUAL

U.S. DEPARTMENT OF COMMERCE
BUREAU OF THE CENSUS

TEXAS

6380		HEAD OF FAMILY		White, Ned		E.D.	SHEET
COLOR	B	AGE	49	BIRTHPLACE		VOL.	22
COUNTY	Cass			CITY			
OTHER MEMBERS OF FAMILY							
	NAME	RELATIONSHIP	AGE	BIRTHPLACE			
	Letha	W	45				
	Eddy	S	23				
	Lorena	D	26				

FORM 10-636
1910 CENSUS INDEX - FAMILY

U. S. DEPARTMENT OF COMMERCE
BUREAU OF THE CENSUS

TEXAS

W 300	NAME OF INDIVIDUAL <i>White, Ned</i>		E.D. 104	SHEET 64
COLOR B	AGE 23	BIRTHPLACE	VOL. 122	
COUNTY	San Jacinto		CITY	
ENUMERATED WITH <i>Johnson, Sam</i>				
RELATIONSHIP TO ABOVE				
<input type="checkbox"/> SON	<input type="checkbox"/> NEPHEW	<input type="checkbox"/> STEPSON		
<input type="checkbox"/> DAUGHTER	<input type="checkbox"/> NIECE	<input type="checkbox"/> STEPDAUGHTER		
<input type="checkbox"/> BROTHER	<input type="checkbox"/> FATHER-IN-LAW	<input type="checkbox"/> COUSIN		
<input type="checkbox"/> SISTER	<input type="checkbox"/> MOTHER-IN-LAW	<input type="checkbox"/> HIRED MAN		
<input type="checkbox"/> FATHER	<input type="checkbox"/> SON-IN-LAW	<input type="checkbox"/> ROOMER		
<input type="checkbox"/> MOTHER	<input type="checkbox"/> DAUGHTER-IN-LAW	<input type="checkbox"/> SERVANT		
<input type="checkbox"/> GRANDSON	<input type="checkbox"/> BROTHER-IN-LAW	<input checked="" type="checkbox"/> OTHER (Specify) <i>Laborer</i>		
<input type="checkbox"/> GRANDDAUGHTER	<input type="checkbox"/> SISTER-IN-LAW			
<input type="checkbox"/> GRANDCHILD	<input type="checkbox"/> ORPHAN			

FORM 10-637 (9-18-62)

1910 CENSUS INDEX - INDIVIDUAL

U.S. DEPARTMENT OF COMMERCE
BUREAU OF THE CENSUS

* GPO : 1962 O-041423

W 300		NAME OF INDIVIDUAL <i>Whitey, Ned.</i>		TEXAS		E.D.	SHEET
COLOR	<i>B</i>	AGE	<i>23</i>	BIRTHPLACE		<i>104</i>	<i>37</i>
COUNTY	<i>San Jacinto</i>			CITY		VOL.	<i>122</i>
ENUMERATED WITH <i>Harris, Willie</i>							
RELATIONSHIP TO ABOVE							
<input type="checkbox"/> SON	<input type="checkbox"/> NEPHEW	<input type="checkbox"/> STEPSON					
<input type="checkbox"/> DAUGHTER	<input type="checkbox"/> NIECE	<input type="checkbox"/> STEPDAUGHTER					
<input type="checkbox"/> BROTHER	<input type="checkbox"/> FATHER-IN-LAW	<input type="checkbox"/> COUSIN					
<input type="checkbox"/> SISTER	<input type="checkbox"/> MOTHER-IN-LAW	<input checked="" type="checkbox"/> WIFE					
<input type="checkbox"/> FATHER	<input type="checkbox"/> SON-IN-LAW	<input type="checkbox"/> ROOMER					
<input type="checkbox"/> MOTHER	<input type="checkbox"/> DAUGHTER-IN-LAW	<input type="checkbox"/> SERVANT					
<input type="checkbox"/> GRANDSON	<input type="checkbox"/> BROTHER-IN-LAW	<input type="checkbox"/> OTHER (Specify)					
<input type="checkbox"/> GRANDDAUGHTER	<input type="checkbox"/> SISTER-IN-LAW						
<input type="checkbox"/> GRANDCHILD	<input type="checkbox"/> ORPHAN						

FORM 10-637 (6-16-62)

1910 CENSUS INDEX - INDIVIDUAL

U.S. DEPARTMENT OF COMMERCE
BUREAU OF THE CENSUS

• GPO : 1962 O-651423

TEXAS

6030c		HEAD OF FAMILY		A. J. ...		E.O.	SHEET
COLOR	AGE	BIRTHPLACE				VOL.	
	32					106	
COUNTY				CITY			
Montgomery							
OTHER MEMBERS OF FAMILY							
NAME			RELATIONSHIP	AGE	BIRTHPLACE		

TEXAS

W1300		HEAD OF FAMILY <i>White Gene</i>			E.D. <i>94</i>	SHEET <i>9</i>
COLOR <i>W</i>	AGE <i>NR</i>	BIRTHPLACE			VOL. <i>17</i>	
COUNTY				CITY <i>Brownwood</i>		
OTHER MEMBERS OF FAMILY						
NAME		RELATIONSHIP	AGE	BIRTHPLACE		
<i>- Living alone</i>						

FORM 10 636
1910 CENSUS INDEX - FAMILY

U. S. DEPARTMENT OF COMMERCE
BUREAU OF THE CENSUS

TEXAS

10300		NAME OF INDIVIDUAL <i>White, Nestor J.</i>		E.O.	SHEET
COLOR <i>W</i>	AGE <i>29</i>	BIRTHPLACE		<i>35</i>	<i>6</i>
COUNTY				VOL.	
<i>Caldwell</i>				<i>19</i>	
ENUMERATED WITH <i>White, Jesse N.</i>					
RELATIONSHIP TO ABOVE					
<input type="checkbox"/> SON	<input type="checkbox"/> NEPHEW	<input type="checkbox"/> STEPSON			
<input type="checkbox"/> DAUGHTER	<input type="checkbox"/> NIECE	<input type="checkbox"/> STEPDAUGHTER			
<input type="checkbox"/> BROTHER	<input type="checkbox"/> FATHER-IN-LAW	<input type="checkbox"/> COUSIN			
<input checked="" type="checkbox"/> WIFE	<input type="checkbox"/> MOTHER-IN-LAW	<input type="checkbox"/> HIRED MAN			
<input type="checkbox"/> FATHER	<input type="checkbox"/> SON-IN-LAW	<input type="checkbox"/> ROOMER			
<input type="checkbox"/> MOTHER	<input type="checkbox"/> DAUGHTER-IN-LAW	<input type="checkbox"/> SERVANT			
<input type="checkbox"/> GRANDSON	<input type="checkbox"/> BROTHER-IN-LAW	<input type="checkbox"/> OTHER (<i>Specify</i>)			
<input type="checkbox"/> GRANDDAUGHTER	<input type="checkbox"/> SISTER-IN-LAW				
<input type="checkbox"/> GRANDCHILD	<input type="checkbox"/> ORPHAN				

FORM 10-637
1910 CENSUS INDEX - INDIVIDUAL:

U.S. DEPARTMENT OF COMMERCE
BUREAU OF THE CENSUS

TEXAS

u 200	HEAD OF FAMILY White Macky		E.D. 167	SHEET 122
COLOR W	AGE 43	BIRTHPLACE	VOL. 1.35	
COUNTY	Tyler		CITY	
OTHER MEMBERS OF FAMILY				
NAME		RELATIONSHIP	AGE	BIRTHPLACE
Laura		W	38	
Jackson Brown		SD	22	
Madnet Kather		SD	16	

FORM 10 636
1910 CENSUS INDEX - FAMILY

U. S. DEPARTMENT OF COMMERCE
BUREAU OF THE CENSUS

TEXAS

W 300		NAME OF INDIVIDUAL <i>White Neal V</i>		E.D. <i>59</i>	SHEET <i>300</i>
COLOR <i>W</i>	AGE <i>56</i>	BIRTHPLACE <i>Tenn</i>		VOL. <i>102</i>	
COUNTY <i>Milam</i>			CITY		
ENUMERATED WITH <i>Dollar James M</i>					
RELATIONSHIP TO ABOVE					
<input type="checkbox"/> SON	<input type="checkbox"/> NEPHEW	<input type="checkbox"/> STEPSON			
<input type="checkbox"/> DAUGHTER	<input type="checkbox"/> NIECE	<input type="checkbox"/> STEPDAUGHTER			
<input type="checkbox"/> BROTHER	<input type="checkbox"/> FATHER-IN-LAW	<input type="checkbox"/> COUSIN			
<input type="checkbox"/> SISTER	<input type="checkbox"/> MOTHER-IN-LAW	<input checked="" type="checkbox"/> HIRED MAN			
<input type="checkbox"/> FATHER	<input type="checkbox"/> SON-IN-LAW	<input type="checkbox"/> ROOMER			
<input type="checkbox"/> MOTHER	<input type="checkbox"/> DAUGHTER-IN-LAW	<input type="checkbox"/> SERVANT			
<input type="checkbox"/> GRANDSON	<input type="checkbox"/> BROTHER-IN-LAW	<input type="checkbox"/> OTHER (<i>Specify</i>)			
<input type="checkbox"/> GRANDDAUGHTER	<input type="checkbox"/> SISTER-IN-LAW				
<input type="checkbox"/> GRANDCHILD	<input type="checkbox"/> ORPHAN				

FORM 10 637
1910 CENSUS INDEX - INDIVIDUAL

U. S. DEPARTMENT OF COMMERCE
BUREAU OF THE CENSUS

TEXAS

W 300	HEAD OF FAMILY White Neal A		E.D. 28	SHEET 109
COLOR W	AGE 54	BIRTHPLACE Ala.	VOL. 58	
COUNTY Grimes		CITY		
OTHER MEMBERS OF FAMILY				
NAME		RELATIONSHIP	AGE	BIRTHPLACE
Sallie		W	60	Ala
Bryant		S	29	Ala

FORM 10-636
1910 CENSUS INDEX - FAMILY

U.S. DEPARTMENT OF COMMERCE
BUREAU OF THE CENSUS

TEXAS

W300	HEAD OF FAMILY White Deal		E. D. 30	SHEET 148
COLOR B	AGE 38	BIRTHPLACE	VOL. 33	
COUNTY Dallas		CITY Dallas		
OTHER MEMBERS OF FAMILY				
NAME		RELATION- SHIP	AGE	BIRTHPLACE
Eddie M.		W	29	Tenn.
Lawrence		S	7	-
Marion		S	4	
Mackey Marvin H.		B L	26	
17 Cecil L.		S L	20	Tenn.
Howlett Samuel M.		B L	23	1

FORM 10 636
1910 CENSUS INDEX - FAMILY

U. S. DEPARTMENT OF COMMERCE
BUREAU OF THE CENSUS

TEXAS

356		HEAD OF FAMILY		Wood Neal		E.D.	SHEET
COLOR	W	AGE	48	BIRTHPLACE	Mo	248	183
COUNTY	Wise			CITY	Nevada		
OTHER MEMBERS OF FAMILY							
NAME		RELATIONSHIP	AGE	BIRTHPLACE			
Jane		M.	82	Mo			

FORM 10 636
1910 CENSUS INDEX - FAMILY

U.S. DEPARTMENT OF COMMERCE
BUREAU OF THE CENSUS

TEXAS

W 300	NAME OF INDIVIDUAL <i>White Trave James</i>		E.D. 37	SHEET 130
COLOR <i>W</i>	AGE 57	BIRTHPLACE <i>Ind</i>	VOL. 11	
COUNTY Bexar		CITY San Antonio		
ENUMERATED WITH <i>Frasch, Gus</i>				
RELATIONSHIP TO ABOVE				
<input type="checkbox"/> SON	<input type="checkbox"/> NEPHEW	<input type="checkbox"/> STEPSON		
<input type="checkbox"/> DAUGHTER	<input type="checkbox"/> NIECE	<input type="checkbox"/> STEPDAUGHTER		
<input type="checkbox"/> BROTHER	<input type="checkbox"/> FATHER-IN-LAW	<input type="checkbox"/> COUSIN		
<input type="checkbox"/> SISTER	<input type="checkbox"/> MOTHER-IN-LAW	<input type="checkbox"/> MARRIED MAN		
<input type="checkbox"/> FATHER	<input type="checkbox"/> SON-IN-LAW	<input checked="" type="checkbox"/> ROOMER		
<input type="checkbox"/> MOTHER	<input type="checkbox"/> DAUGHTER-IN-LAW	<input type="checkbox"/> SERVANT		
<input type="checkbox"/> GRANDSON	<input type="checkbox"/> BROTHER-IN-LAW	<input type="checkbox"/> OTHER (Specify)		
<input type="checkbox"/> GRANDDAUGHTER	<input type="checkbox"/> SISTER-IN-LAW			
<input type="checkbox"/> GRANDCHILD	<input type="checkbox"/> ORPHAN			

FORM 10 637
1910 CENSUS INDEX - INDIVIDUAL

U.S. DEPARTMENT OF COMMERCE
BUREAU OF THE CENSUS

TEXAS

10300	HEAD OF FAMILY White - Matt P.		E.D. 153	SHEET 173
COLOR W	AGE 42	BIRTHPLACE Tenn	VOL. 129	
COUNTY Tarrant	CITY Fort Worth			
OTHER MEMBERS OF FAMILY				
NAME		RELATIONSHIP	AGE	BIRTHPLACE
1 Jessie		W	22	Ind

FORM 10-636

1910 CENSUS INDEX - FAMILY

U.S. DEPARTMENT OF COMMERCE
BUREAU OF THE CENSUS

TEXAS

U 300	HEAD OF FAMILY White Nathaniel H		E.D. 34	SHEET 2
COLOR W	AGE 56	BIRTHPLACE Ala	VOL. 25	
COUNTY Crosby		CITY		
OTHER MEMBERS OF FAMILY				
NAME		RELATIONSHIP	AGE	BIRTHPLACE
Mary E		W	56	Ala
Hallie B		D	17	
Hallie C		S	13	
Starnes Marcell G		G D	12	
Out 130				

FORM 10-636

1910 CENSUS INDEX - FAMILY

U.S. DEPARTMENT OF COMMERCE
BUREAU OF THE CENSUS

TEXAS

W 300	NAME OF INDIVIDUAL <i>White Nathaniel</i>		E. D. 39	SHEET 360
COLOR <i>B</i>	AGE <i>26</i>	BIRTHPLACE	VOL. <i>34</i>	
COUNTY <i>Dallas</i>		CITY <i>Dallas</i>		
ENUMERATED WITH <i>Moore Lucy</i>				
RELATIONSHIP TO ABOVE				
<input type="checkbox"/> SON	<input type="checkbox"/> NEPHEW	<input type="checkbox"/> STEPSON		
<input type="checkbox"/> DAUGHTER	<input type="checkbox"/> NIECE	<input type="checkbox"/> STEPDAUGHTER		
<input type="checkbox"/> BROTHER	<input type="checkbox"/> FATHER-IN-LAW	<input type="checkbox"/> COUSIN		
<input type="checkbox"/> SISTER	<input type="checkbox"/> MOTHER-IN-LAW	<input type="checkbox"/> HIRED MAN		
<input type="checkbox"/> FATHER	<input type="checkbox"/> SON-IN-LAW	<input checked="" type="checkbox"/> ROOMER		
<input type="checkbox"/> MOTHER	<input type="checkbox"/> DAUGHTER-IN-LAW	<input type="checkbox"/> SERVANT		
<input type="checkbox"/> GRANDSON	<input type="checkbox"/> BROTHER-IN-LAW	<input type="checkbox"/> OTHER (Specify)		
<input type="checkbox"/> GRANDDAUGHTER	<input type="checkbox"/> SISTER-IN-LAW			
<input type="checkbox"/> GRANDCHILD	<input type="checkbox"/> ORPHAN			

FORM 10-637
1910 CENSUS INDEX - INDIVIDUAL

U. S. DEPARTMENT OF COMMERCE
BUREAU OF THE CENSUS

TEXAS

White		HEAD OF FAMILY		E.D.	SHEET
Went		Nathaniel		133	325
COLOR	AGE	BIRTHPLACE		VOL.	
W	76	Va		134	
COUNTY			Uvalde	CITY Uvalde	
OTHER MEMBERS OF FAMILY					
NAME		RELATIONSHIP	AGE	BIRTHPLACE	
Lucy W		W	62	England	
George W		S	37	Mo	

FORM 10-636
1910 CENSUS INDEX - FAMILY

U. S. DEPARTMENT OF COMMERCE
BUREAU OF THE CENSUS

TEXAS

W300		HEAD OF FAMILY		E.O.	SHEET
Grand		W. W. W. W. W. W.		11	19
COLOR	AGE	BIRTHPLACE		VOL.	
W	46	P...		16	
COUNTY			CITY		
Callahan					
OTHER MEMBERS OF FAMILY					
NAME		RELATIONSHIP	AGE	BIRTHPLACE	
Annie		W	38	Ill.	
Frank		S	21		
Belle		D	19		
Lillian		D	16		
Eddie		S	14		
Mae		S	11		
Alice		D	9		

FORM 10-636A
1910 CENSUS INDEX - INDIVIDUAL

U.S. DEPARTMENT OF COMMERCE
BUREAU OF THE CENSUS

TEXAS

0300	HEAD OF FAMILY <i>White, Nathan</i>		E.O. <i>28</i>	SHEET <i>10</i>
COLOR <i>P</i>	AGE <i>35</i>	BIRTHPLACE <i>Missouri</i>	VOL. <i>87</i>	
COUNTY <i>Kaufman</i>		CITY <i>Terrell</i>		
OTHER MEMBERS OF FAMILY				
NAME		RELATIONSHIP	AGE	BIRTHPLACE
<i>Paula</i>		<i>w</i>	<i>37</i>	<i>La.</i>

FORM 10 636
1910 CENSUS INDEX - FAMILY

U. S. DEPARTMENT OF COMMERCE
BUREAU OF THE CENSUS

TEXAS

300	HEAD OF FAMILY <i>C. J. Jett, Nathan</i>		E.D. <i>105</i>	SHEET <i>101</i>
COLOR <i>13</i>	AGE <i>24</i>	BIRTHPLACE	VOL. <i>122</i>	
COUNTY <i>San Jacinto</i>		CITY		
OTHER MEMBERS OF FAMILY				
	NAME	RELATIONSHIP	AGE	BIRTHPLACE
<i>1</i>	<i>Nittie</i>	<i>W</i>	<i>18</i>	<i>-</i>
	<i>+ 2, 3, 4</i>			

FORM 10 636

1910_CENSUS INDEX - FAMILY

U.S. DEPARTMENT OF COMMERCE
BUREAU OF THE CENSUS

TEXAS

W 700	HEAD OF FAMILY		E.D.	SHEET
	W. Galt, Nathan		117	138
COLOR B	AGE 39	BIRTHPLACE	VOL.	
			118	
COUNTY	Robertson		CITY	
OTHER MEMBERS OF FAMILY				
NAME		RELATIONSHIP	AGE	BIRTHPLACE
E. Essie		S	23	
Dennis, Charles		M	25	La
and 1 He.				

FORM 10 636
1910 CENSUS INDEX - FAMILY

U S DEPARTMENT OF COMMERCE
BUREAU OF THE CENSUS

TEXAS

W300	NAME OF INDIVIDUAL <i>White, Nathan</i>		E. D. 89	SHEET 142
COLOR 13	AGE 35	BIRTHPLACE		VOL 7.04
COUNTY Polk			CITY	
ENUMERATED WITH <i>White, Charles</i>				
RELATIONSHIP TO ABOVE				
<input type="checkbox"/> SON	<input type="checkbox"/> NEPHEW	<input type="checkbox"/> STEPSON		
<input type="checkbox"/> DAUGHTER	<input type="checkbox"/> NIECE	<input type="checkbox"/> STEPDAUGHTER		
<input checked="" type="checkbox"/> BROTHER	<input type="checkbox"/> FATHER-IN-LAW	<input type="checkbox"/> COUSIN		
<input type="checkbox"/> SISTER	<input type="checkbox"/> MOTHER-IN-LAW	<input type="checkbox"/> HIRED MAN		
<input type="checkbox"/> FATHER	<input type="checkbox"/> SON-IN-LAW	<input type="checkbox"/> ROOMER		
<input type="checkbox"/> MOTHER	<input type="checkbox"/> DAUGHTER-IN-LAW	<input type="checkbox"/> SERVANT		
<input type="checkbox"/> GRANDSON	<input type="checkbox"/> BROTHER-IN-LAW	<input type="checkbox"/> OTHER (Specify)		
<input type="checkbox"/> GRANDDAUGHTER	<input type="checkbox"/> SISTER-IN-LAW			
<input type="checkbox"/> GRANDCHILD	<input type="checkbox"/> ORPHAN			

FORM 10-637
1910 CENSUS INDEX - INDIVIDUAL

U. S. DEPARTMENT OF COMMERCE
BUREAU OF THE CENSUS

TEXAS

W300		HEAD OF FAMILY		E.D.	SHEET
White		Mathar		87	22
COLOR	AGE	BIRTHPLACE		VOL.	
Man	26			104	
COUNTY			CITY		
Polk					
OTHER MEMBERS OF FAMILY					
NAME		RELATIONSHIP	AGE	BIRTHPLACE	
Dolly		w	21		

FORM 10-636
1910 CENSUS INDEX - FAMILY

U S DEPARTMENT OF COMMERCE
BUREAU OF THE CENSUS

TEXAS

10300		HEAD OF FAMILY		Whitt Nathan		E.O.	SHEET
W		AGE	BIRTHPLACE		VOL.		
22		Tex		31			
COUNTY				CITY			
Cooke							
OTHER MEMBERS OF FAMILY							
NAME		RELATIONSHIP	AGE	BIRTHPLACE			
Lura		W	21	Ga			
Wm B		S	12				

FORM 10 636

1910 CENSUS INDEX - FAMILY

U.S. DEPARTMENT OF COMMERCE
BUREAU OF THE CENSUS

TEXAS

W300		NAME OF INDIVIDUAL Wgall, Nathan		E.D. 170	SHEET 118
COLOR Blue	AGE 30	BIRTHPLACE		VOL. 131	
COUNTY Tarrant			CITY		
ENUMERATED WITH Hargraves, Lyle					
RELATIONSHIP TO ABOVE					
<input type="checkbox"/> SON	<input type="checkbox"/> NEPHEW	<input checked="" type="checkbox"/> STEPSON			
<input type="checkbox"/> DAUGHTER	<input type="checkbox"/> NIECE	<input type="checkbox"/> STEPDAUGHTER			
<input type="checkbox"/> BROTHER	<input type="checkbox"/> FATHER-IN-LAW	<input type="checkbox"/> COUSIN			
<input type="checkbox"/> SISTER	<input type="checkbox"/> MOTHER-IN-LAW	<input type="checkbox"/> HIRED MAN			
<input type="checkbox"/> FATHER	<input type="checkbox"/> SON-IN-LAW	<input type="checkbox"/> ROOMER			
<input type="checkbox"/> MOTHER	<input type="checkbox"/> DAUGHTER-IN-LAW	<input type="checkbox"/> SERVANT			
<input type="checkbox"/> GRANDSON	<input type="checkbox"/> BROTHER-IN-LAW	<input type="checkbox"/> OTHER (Specify)			
<input type="checkbox"/> GRANDDAUGHTER	<input type="checkbox"/> SISTER-IN-LAW				
<input type="checkbox"/> GRANDCHILD	<input type="checkbox"/> ORPHAN				

FORM 10-637
1910 CENSUS INDEX - INDIVIDUAL

U. S. DEPARTMENT OF COMMERCE
BUREAU OF THE CENSUS

TEXAS

W300	HEAD OF FAMILY White Mathias		E.D. 27	SHEET 19
COLOR W	AGE 44	BIRTHPLACE Mo	VOL. 21	
COUNTY	Childress		CITY	
OTHER MEMBERS OF FAMILY				
	NAME	RELATIONSHIP	AGE	BIRTHPLACE
	Maudie	W	43	Arb
	George	S	21	I
	Emma	D	18	Okla
	Lizzie	O	16	
	Mathias	S	12	
	Houston	S	8	
	Lue	S	5	

FORM 10-635
1910 CENSUS INDEX - FAMILY

U.S. DEPARTMENT OF COMMERCE
BUREAU OF THE CENSUS

TEXAS

W300		NAME OF INDIVIDUAL Wood Nat O		E.D. 36	SHEET 185
COLOR W	AGE 30	BIRTHPLACE		VOL. 42	
COUNTY Fannin		CITY Bonham			
ENUMERATED WITH Rucker Wallace W					
RELATIONSHIP TO ABOVE					
<input type="checkbox"/> SON	<input type="checkbox"/> NEPHEW	<input type="checkbox"/> STEPSON			
<input type="checkbox"/> DAUGHTER	<input type="checkbox"/> NIECE	<input type="checkbox"/> STEPDAUGHTER			
<input type="checkbox"/> BROTHER	<input type="checkbox"/> FATHER-IN-LAW	<input type="checkbox"/> COUSIN			
<input type="checkbox"/> SISTER	<input type="checkbox"/> MOTHER-IN-LAW	<input type="checkbox"/> HIRED MAN			
<input type="checkbox"/> FATHER	<input type="checkbox"/> SON-IN-LAW	<input type="checkbox"/> ROOMER			
<input type="checkbox"/> MOTHER	<input type="checkbox"/> DAUGHTER-IN-LAW	<input type="checkbox"/> SERVANT			
<input type="checkbox"/> GRANDSON	<input type="checkbox"/> BROTHER-IN-LAW	<input type="checkbox"/> OTHER (Specify)			
<input type="checkbox"/> GRANDDAUGHTER	<input type="checkbox"/> SISTER-IN-LAW				
<input type="checkbox"/> GRANDCHILD	<input type="checkbox"/> ORPHAN				

FORM 10 637

1910 CENSUS INDEX - INDIVIDUAL

U. S. DEPARTMENT OF COMMERCE
BUREAU OF THE CENSUS

TEXAS

W 302	HEAD OF FAMILY Matt Nat		ED 77	SHEET 54
COLOR W	AGE 54	BIRTHPLACE Ala	VOL. 98	
COUNTY	McLennan		CITY	
OTHER MEMBERS OF FAMILY				
	NAME	RELATIONSHIP	AGE	BIRTHPLACE
	Mary	W	50	
	Luther	S	25	
	Ross	S	20	
	Bealy	S	19	
	Mason	S	12	
	Stony	S	9	
	Edna	D	11	

FORM 10-636
1910 CENSUS INDEX - FAMILYU. S. DEPARTMENT OF COMMERCE
BUREAU OF THE CENSUS

TEXAS

U 300	HEAD OF FAMILY Wade, Nash		E.D. 143	SHEET 161
COLOR B	AGE 34	BIRTHPLACE	VOL. 119	
COUNTY	San Augustine		CITY	
OTHER MEMBERS OF FAMILY				
NAME		RELATIONSHIP	AGE	BIRTHPLACE
Hennie		S	12	
Ray		S	10	
Lester Jr		S	8	
Lora Mae		D	2	
Hattie Mae		L	12	
8-1 St				

FORM 10 636
1910 CENSUS INDEX - FAMILY

—U.S. DEPARTMENT OF COMMERCE,
BUREAU OF THE CENSUS

TEXAS

11) 322		HEAD OF FAMILY <i>White, Harry A</i>		E.D. 131	SHEET 181
COLOR <i>W</i>	AGE 29	BIRTHPLACE		VOL. 181	
COUNTY Sabine			CITY		
OTHER MEMBERS OF FAMILY					
NAME		RELATIONSHIP	AGE	BIRTHPLACE	
<i>Mary E.</i>		<i>W</i>	<i>31</i>		
<i>John A</i>		<i>S</i>	<i>6</i>		

FORM 10-636
1910 CENSUS INDEX - FAMILY

U.S. DEPARTMENT OF COMMERCE
BUREAU OF THE CENSUS

TEXAS

W300	HEAD OF FAMILY <i>White, Mary</i>		E.O. 37	SHEET 5
COLOR <i>B</i>	AGE <i>30</i>	BIRTHPLACE	VOL. <i>22</i>	
COUNTY <i>Cass</i>		CITY		
OTHER MEMBERS OF FAMILY				
	NAME	RELATIONSHIP	AGE	BIRTHPLACE
	<i>Bertha T.</i>	<i>D</i>	<i>16</i>	
	<i>Harrison T.</i>	<i>S</i>	<i>15</i>	
	<i>William</i>	<i>S</i>	<i>14</i>	
	<i>Samuel</i>	<i>S</i>	<i>12</i>	
	<i>Limon</i>	<i>S</i>	<i>8</i>	
	<i>Bessie M.</i>	<i>D</i>	<i>5</i>	
	<i>Curley B.</i>	<i>D</i>	<i>4</i>	

FORM 10-636
1910 CENSUS INDEX - FAMILY

U.S. DEPARTMENT OF COMMERCE
BUREAU OF THE CENSUS

TEXAS

TEXAS

W300		HEAD OF FAMILY <i>John J. Brown</i>		E.O.	SHEET
COLOR <i>W</i>	AGE <i>24</i>	BIRTHPLACE <i>Kenn.</i>		9	1
COUNTY <i>Callahan</i>		CITY <i>Bard</i>			
OTHER MEMBERS OF FAMILY					
NAME		RELATIONSHIP	AGE	BIRTHPLACE	
<i>J. J. Brown</i>		<i>D</i>	<i>14</i>		
<i>Marjorie Brown</i>		<i>SL</i>	<i>14</i>		
<i>Jessie</i>		<i>D</i>	<i>18</i>		

FORM 10-636
1910 CENSUS INDEX - FAMILY

U.S. DEPARTMENT OF COMMERCE
BUREAU OF THE CENSUS

TEXAS

W 300	NAME OF INDIVIDUAL White Narcissus		E.C. 79	SHEET 27
COLOR B	AGE 19	BIRTHPLACE	VOL. 66	
COUNTY Harris		CITY Houston		
ENUMERATED WITH F. Adams Max				
RELATIONSHIP TO ABOVE				
<input type="checkbox"/> SON	<input type="checkbox"/> NEPHEW	<input type="checkbox"/> STEPSON		
<input type="checkbox"/> DAUGHTER	<input type="checkbox"/> NIECE	<input type="checkbox"/> STEPDAUGHTER		
<input type="checkbox"/> BROTHER	<input type="checkbox"/> FATHER-IN-LAW	<input type="checkbox"/> COUSIN		
<input type="checkbox"/> SISTER	<input type="checkbox"/> MOTHER-IN-LAW	<input type="checkbox"/> HIRED MAN		
<input type="checkbox"/> FATHER	<input type="checkbox"/> SON-IN-LAW	<input type="checkbox"/> ROOMER		
<input type="checkbox"/> MOTHER	<input type="checkbox"/> DAUGHTER-IN-LAW	<input checked="" type="checkbox"/> SERVANT		
<input type="checkbox"/> GRANDSON	<input type="checkbox"/> BROTHER-IN-LAW	<input type="checkbox"/> OTHER (Specify)		
<input type="checkbox"/> GRANDDAUGHTER	<input type="checkbox"/> SISTER-IN-LAW			
<input type="checkbox"/> GRANDCHILD	<input type="checkbox"/> ORPHAN			

FORM 10-637

1910 CENSUS INDEX - INDIVIDUAL

U. S. DEPARTMENT OF COMMERCE
BUREAU OF THE CENSUS

TEXAS

W 300	NAME OF INDIVIDUAL <i>White Naomia</i>		E.D. 96	SHEET 170
COLOR 13	AGE 61	BIRTHPLACE	VOL. 109	
COUNTY -	Nacogdoches		CITY <i>Nacogdoches</i>	
ENUMERATED WITH <i>Hitt Alice</i>				
RELATIONSHIP TO ABOVE				
<input type="checkbox"/> SON	<input type="checkbox"/> NEPHEW	<input type="checkbox"/> STEPSON		
<input type="checkbox"/> DAUGHTER	<input type="checkbox"/> NIECE	<input type="checkbox"/> STEPDAUGHTER		
<input type="checkbox"/> BROTHER	<input type="checkbox"/> FATHER-IN-LAW	<input type="checkbox"/> COUSIN		
<input type="checkbox"/> SISTER	<input type="checkbox"/> MOTHER-IN-LAW	<input type="checkbox"/> HIRED MAN		
<input type="checkbox"/> FATHER	<input type="checkbox"/> SON-IN-LAW	<input type="checkbox"/> ROOMER		
<input checked="" type="checkbox"/> MOTHER	<input type="checkbox"/> DAUGHTER-IN-LAW	<input type="checkbox"/> SERVANT		
<input type="checkbox"/> GRANDSON	<input type="checkbox"/> BROTHER-IN-LAW	<input type="checkbox"/> OTHER (<i>Specify</i>)		
<input type="checkbox"/> GRANDDAUGHTER	<input type="checkbox"/> SISTER-IN-LAW			
<input type="checkbox"/> GRANDCHILD	<input type="checkbox"/> ORPHAN			

FORM 10-637
1910 CENSUS INDEX - INDIVIDUAL

U.S. DEPARTMENT OF COMMERCE
BUREAU OF THE CENSUS

TEXAS

W300		NAME OF INDIVIDUAL Wood Norma		E.R. 216	SHEET 154
COLOR W	AGE 20	BIRTHPLACE		VOL. 132	
COUNTY		Throckmorton		CITY	
ENUMERATED WITH Trankes Ann					
RELATIONSHIP TO ABOVE					
<input type="checkbox"/> SON	<input type="checkbox"/> NEPHEW	<input type="checkbox"/> STEPSON			
<input checked="" type="checkbox"/> DAUGHTER	<input type="checkbox"/> NIECE	<input type="checkbox"/> STEPDAUGHTER			
<input type="checkbox"/> BROTHER	<input type="checkbox"/> FATHER-IN-LAW	<input type="checkbox"/> COUSIN			
<input type="checkbox"/> SISTER	<input type="checkbox"/> MOTHER-IN-LAW	<input type="checkbox"/> HIRED MAN			
<input type="checkbox"/> FATHER	<input type="checkbox"/> SON-IN-LAW	<input type="checkbox"/> ROOMER			
<input type="checkbox"/> MOTHER	<input type="checkbox"/> DAUGHTER-IN-LAW	<input type="checkbox"/> SERVANT			
<input type="checkbox"/> GRANDSON	<input type="checkbox"/> BROTHER-IN-LAW	<input type="checkbox"/> OTHER (Specify)			
<input type="checkbox"/> GRANDDAUGHTER	<input type="checkbox"/> SISTER-IN-LAW	<input type="checkbox"/>			
<input type="checkbox"/> GRANDCHILD	<input type="checkbox"/> ORPHAN	<input type="checkbox"/>			

FORM BC-627 (5-5-57)
FORMERLY 10-527

U.S. DEPARTMENT OF COMMERCE
BUREAU OF THE CENSUS

1910 CENSUS INDEX - INDIVIDUAL

TEXAS

W 300	NAME OF INDIVIDUAL Wade, Nannie J		E.D. 39	SHEET 28
COLOR W	AGE 65	BIRTHPLACE	VOL. 45	
COUNTY Limestone		CITY Wade Tehuacana		
ENUMERATED WITH Gilbough, Harry M				
RELATIONSHIP TO ABOVE				
<input type="checkbox"/> SON	<input type="checkbox"/> NEPHEW	<input type="checkbox"/> STEPSON		
<input type="checkbox"/> DAUGHTER	<input type="checkbox"/> NIECE	<input type="checkbox"/> STEPDAUGHTER		
<input type="checkbox"/> BROTHER	<input type="checkbox"/> FATHER-IN-LAW	<input type="checkbox"/> COUSIN		
<input type="checkbox"/> SISTER	<input type="checkbox"/> MOTHER-IN-LAW	<input type="checkbox"/> HIRED MAN		
<input type="checkbox"/> FATHER	<input type="checkbox"/> SON-IN-LAW	<input type="checkbox"/> ROOMER		
<input type="checkbox"/> MOTHER	<input type="checkbox"/> DAUGHTER-IN-LAW	<input type="checkbox"/> SERVANT		
<input type="checkbox"/> GRANDSON	<input type="checkbox"/> BROTHER-IN-LAW	<input type="checkbox"/> OTHER (Specify)		
<input type="checkbox"/> GRANDDAUGHTER	<input checked="" type="checkbox"/> SISTER-IN-LAW			
<input type="checkbox"/> GRANDCHILD	<input type="checkbox"/> ORPHAN			

FORM 10-637

1910 CENSUS INDEX - INDIVIDUAL

U.S. DEPARTMENT OF COMMERCE
BUREAU OF THE CENSUS

TEXAS

W300		NAME OF INDIVIDUAL <i>Wheat, Nannie</i>		E.D. 164	SHEET 264
COLOR <i>W -</i>	AGE 22	BIRTHPLACE		VOL. 75	
COUNTY <i>Hill</i>			CITY		
ENUMERATED WITH <i>Essary Joseph C</i>					
RELATIONSHIP TO ABOVE					
<input type="checkbox"/> SON	<input type="checkbox"/> NEPHEW	<input type="checkbox"/> STEPSON			
<input checked="" type="checkbox"/> DAUGHTER	<input type="checkbox"/> NIECE	<input type="checkbox"/> STEPDAUGHTER			
<input type="checkbox"/> BROTHER	<input type="checkbox"/> FATHER-IN-LAW	<input type="checkbox"/> COUSIN			
<input type="checkbox"/> SISTER	<input type="checkbox"/> MOTHER-IN-LAW	<input type="checkbox"/> HIRED MAN			
<input type="checkbox"/> FATHER	<input type="checkbox"/> SON-IN-LAW	<input type="checkbox"/> ROOMER			
<input type="checkbox"/> MOTHER	<input type="checkbox"/> DAUGHTER-IN-LAW	<input type="checkbox"/> SERVANT			
<input type="checkbox"/> GRANDSON	<input type="checkbox"/> BROTHER-IN-LAW	<input type="checkbox"/> OTHER (Specify)			
<input type="checkbox"/> GRANDDAUGHTER	<input type="checkbox"/> SISTER-IN-LAW				
<input type="checkbox"/> GRANDCHILD	<input type="checkbox"/> ORPHAN				

FORM 10-637
1910 CENSUS INDEX - INDIVIDUAL

U. S. DEPARTMENT OF COMMERCE
BUREAU OF THE CENSUS

TEXAS

W300	HEAD OF FAMILY <i>White Nannie</i>		E.D. 97	SHEET 12
COLOR B	AGE 55	BIRTHPLACE		VOL. 37
COUNTY		Dallas	CITY <i>Lancaster</i>	
OTHER MEMBERS OF FAMILY				
NAME		RELATIONSHIP	AGE	BIRTHPLACE
<i>Novella</i>		<i>D</i>	<i>25</i>	
<i>Eugene</i>		<i>S</i>	<i>22</i>	
<i>Reggie</i>		<i>S</i>	<i>21</i>	
<i>Higerson</i>		<i>S</i>	<i>19</i>	
<i>Beecher</i>		<i>S</i>	<i>17</i>	
<i>Mable</i>		<i>D</i>	<i>15</i>	
<i>Ava</i>		<i>S</i>	<i>12</i>	

 FORM 10-636
 1910 CENSUS INDEX - FAMILY

 U.S. DEPARTMENT OF COMMERCE
 BUREAU OF THE CENSUS

TEXAS

W-300	NAME OF INDIVIDUAL <i>Wyatt, Nannie</i>		E.D. <i>106</i>	SHEET <i>27s</i>
COLOR <i>B</i>	AGE <i>43</i>	BIRTHPLACE	VOL. <i>118</i>	
COUNTY <i>Robertson</i>		CITY		
ENUMERATED WITH <i>Wright, Jack</i>				
RELATIONSHIP TO ABOVE				
<input type="checkbox"/> SON	<input type="checkbox"/> NEPHEW	<input type="checkbox"/> STEPSON		
<input type="checkbox"/> DAUGHTER	<input type="checkbox"/> NIECE	<input type="checkbox"/> STEPDAUGHTER		
<input type="checkbox"/> BROTHER	<input type="checkbox"/> FATHER-IN-LAW	<input type="checkbox"/> COUSIN		
<input type="checkbox"/> SISTER	<input type="checkbox"/> MOTHER-IN-LAW	<input type="checkbox"/> HIRED MAN		
<input type="checkbox"/> FATHER	<input type="checkbox"/> SON-IN-LAW	<input type="checkbox"/> ROOMER		
<input checked="" type="checkbox"/> MOTHER	<input type="checkbox"/> DAUGHTER-IN-LAW	<input type="checkbox"/> SERVANT		
<input type="checkbox"/> GRANDSON	<input type="checkbox"/> BROTHER-IN-LAW	<input type="checkbox"/> OTHER (Specify)		
<input type="checkbox"/> GRANDDAUGHTER	<input type="checkbox"/> SISTER-IN-LAW			
<input type="checkbox"/> GRANDCHILD	<input type="checkbox"/> ORPHAN			

FORM 10-637
1910 CENSUS INDEX - INDIVIDUAL

U. S. DEPARTMENT OF COMMERCE
BUREAU OF THE CENSUS

TEXAS

W 300		NAME OF INDIVIDUAL Wade Nannie		E.D. 82	SHEET 360
COLOR B	AGE 27	BIRTHPLACE		VOL. 107	
COUNTY Navarro			CITY		
ENUMERATED WITH Moore Rufa					
RELATIONSHIP TO ABOVE					
<input type="checkbox"/> SON	<input type="checkbox"/> NEPHEW	<input type="checkbox"/> STEPSON			
<input type="checkbox"/> DAUGHTER	<input type="checkbox"/> NIECE	<input type="checkbox"/> STEPDAUGHTER			
<input type="checkbox"/> BROTHER	<input type="checkbox"/> FATHER-IN-LAW	<input type="checkbox"/> COUSIN			
<input type="checkbox"/> SISTER	<input type="checkbox"/> MOTHER-IN-LAW	<input type="checkbox"/> HIRED MAN			
<input type="checkbox"/> FATHER	<input type="checkbox"/> SON-IN-LAW	<input type="checkbox"/> ROOMER			
<input type="checkbox"/> MOTHER	<input type="checkbox"/> DAUGHTER-IN-LAW	<input type="checkbox"/> SERVANT			
<input type="checkbox"/> GRANDSON	<input type="checkbox"/> BROTHER-IN-LAW	<input type="checkbox"/> OTHER (Specify)			
<input type="checkbox"/> GRANDDAUGHTER	<input type="checkbox"/> SISTER-IN-LAW				
<input type="checkbox"/> GRANDCHILD	<input type="checkbox"/> ORPHAN				

FORM 10-637
1910 CENSUS INDEX - INDIVIDUAL

U. S. DEPARTMENT OF COMMERCE
BUREAU OF THE CENSUS

TEXAS

2300		HEAD OF FAMILY		E.D.	SHEET
White, Nannie				50	239
COLOR	AGE	BIRTHPLACE		VOL.	
B	38			85	
COUNTY			CITY		
Johnson			Dehouse		
OTHER MEMBERS OF FAMILY					
NAME		RELATIONSHIP	AGE	BIRTHPLACE	
McClellan, Marguerite		D	12		
Daisy		D	20		

FORM 10-636
1910 CENSUS INDEX - FAMILY

U.S. DEPARTMENT OF COMMERCE
BUREAU OF THE CENSUS

TEXAS

6300	HEAD OF FAMILY		E.O.	SHEET
	White Warrick		90	830
COLOR	AGE	BIRTHPLACE	VOL.	
W	25	Texas	127	
COUNTY	Tarrant.		CITY	
OTHER MEMBERS OF FAMILY				
NAME		RELATIONSHIP	AGE	BIRTHPLACE
Alda		A	8	

FORM 10 636
1910 CENSUS INDEX - FAMILY

U.S. DEPARTMENT OF COMMERCE
BUREAU OF THE CENSUS

TEXAS

W 300		HEAD OF FAMILY		E.D.		SHEET	
		Grade, <i>Married</i>		15		10	
COLOR	AGE	BIRTHPLACE		VOL.			
W	60			18			
COUNTY			Burleson		CITY		
OTHER MEMBERS OF FAMILY							
NAME			RELATIONSHIP	AGE	BIRTHPLACE		
<i>Laura Alice</i>							

FORM 10-636

1910 CENSUS INDEX - FAMILY

U. S. DEPARTMENT OF COMMERCE
BUREAU OF THE CENSUS

TEXAS

W.300	HEAD OF FAMILY		E.D.	SHEET
COLOR	AGE	BIRTHPLACE	VOL.	
W	39	SC		7
COUNTY		CITY		
Bell		Bolton		
OTHER MEMBERS OF FAMILY				
NAME		RELATIONSHIP	AGE	BIRTHPLACE
1 Miles		W	18	
14 Bo			17	

FORM 10-636
1910 CENSUS INDEX - FAMILY

U. S. DEPARTMENT OF COMMERCE
BUREAU OF THE CENSUS

TEXAS

W 300		NAME OF INDIVIDUAL		White Nancy S		E.D.	SHEET
COLOR	W	AGE	77	BIRTHPLACE	Ta	167	30
COUNTY	Zavala			CITY		VOL.	139
ENUMERATED WITH							
White Thomas M							
RELATIONSHIP TO ABOVE							
<input type="checkbox"/> SON	<input type="checkbox"/> NEPHEW						
<input type="checkbox"/> DAUGHTER	<input type="checkbox"/> NIECE						
<input type="checkbox"/> BROTHER	<input type="checkbox"/> FATHER-IN-LAW	<input type="checkbox"/> STEPSON					
<input type="checkbox"/> SISTER	<input type="checkbox"/> MOTHER-IN-LAW	<input type="checkbox"/> STEPDAUGHTER					
<input type="checkbox"/> FATHER	<input type="checkbox"/> SON-IN-LAW	<input type="checkbox"/> COUSIN					
<input type="checkbox"/> MOTHER	<input type="checkbox"/> DAUGHTER-IN-LAW	<input type="checkbox"/> HIRED MAN					
<input type="checkbox"/> GRANDSON	<input type="checkbox"/> BROTHER-IN-LAW	<input type="checkbox"/> ROOMER					
<input type="checkbox"/> GRANDDAUGHTER	<input type="checkbox"/> SISTER-IN-LAW	<input type="checkbox"/> SERVANT					
<input type="checkbox"/> GRANDCHILD	<input type="checkbox"/> ORPHAN	<input type="checkbox"/> OTHER (Specify)					

FORM BC-627 (5-5-67)
FORMERLY 10-637

1910 CENSUS INDEX - INDIVIDUAL

U.S. DEPARTMENT OF COMMERCE
BUREAU OF THE CENSUS

TEXAS

10300		NAME OF INDIVIDUAL White Nancy M.		E.O. 132	SHEET 352
COLOR W	AGE 60	BIRTHPLACE Ala.		VOL 86	
COUNTY Jones			CITY Anson		
ENUMERATED WITH Dawson John D.					
RELATIONSHIP TO ABOVE					
<input type="checkbox"/> SON	<input type="checkbox"/> NEPHEW	<input type="checkbox"/> STEPSON			
<input type="checkbox"/> DAUGHTER	<input type="checkbox"/> NIECE	<input type="checkbox"/> STEPDAUGHTER			
<input type="checkbox"/> BROTHER	<input type="checkbox"/> FATHER-IN-LAW	<input type="checkbox"/> COUSIN			
<input type="checkbox"/> SISTER	<input checked="" type="checkbox"/> BROTHER-IN-LAW	<input type="checkbox"/> HIRED MAN			
<input type="checkbox"/> FATHER	<input type="checkbox"/> SON-IN-LAW	<input type="checkbox"/> ROOMER			
<input type="checkbox"/> MOTHER	<input type="checkbox"/> DAUGHTER-IN-LAW	<input type="checkbox"/> SERVANT			
<input type="checkbox"/> GRANDSON	<input type="checkbox"/> BROTHER-IN-LAW	<input type="checkbox"/> OTHER (Specify)			
<input type="checkbox"/> GRANDDAUGHTER	<input type="checkbox"/> SISTER-IN-LAW				
<input type="checkbox"/> GRANDCHILD	<input type="checkbox"/> ORPHAN				

FORM 10-637

1910 CENSUS INDEX - INDIVIDUAL

U. S. DEPARTMENT OF COMMERCE
BUREAU OF THE CENSUS

TEXAS

W300		HEAD OF FAMILY White, Nancy J.		E.D. 150	SHEET 112
COLOR W	AGE 47	BIRTHPLACE		VOL. 56	
COUNTY Gillespie			CITY		
OTHER MEMBERS OF FAMILY					
NAME		RELATION- SHIP	AGE	BIRTHPLACE	
Emma M.		D	20		
Eugene M.		S	17		
Nathan H.		S	15		
Lorena		D	9		
Eloya		SIL	67	Linn	

FORM 10-636
1910 CENSUS INDEX - FAMILY

U. S. DEPARTMENT OF COMMERCE
BUREAU OF THE CENSUS

TEXAS

W300	HEAD OF FAMILY		Wade, Nancy Jane	E.D.	SHEET
COLOR W	AGE 57	BIRTHPLACE La		67	243
COUNTY	Hamilton		CITY	VOL.	64
OTHER MEMBERS OF FAMILY					
NAME		RELATION- SHIP	AGE	BIRTHPLACE	
Living Alone					

FORM 10-636
1910 CENSUS INDEX - FAMILY

U.S. DEPARTMENT OF COMMERCE
BUREAU OF THE CENSUS

TEXAS

(W 300)		NAME OF INDIVIDUAL		E.D.	SHEET
w		AGE	BIRTHPLACE	72	10
w		45	Okla	VOL.	83
COUNTY	Jefferson			CITY	Beaumont
ENUMERATED WITH					
Blanchette, Marion					
RELATIONSHIP TO ABOVE					
<input type="checkbox"/> SON	<input type="checkbox"/> NEPHEW	<input type="checkbox"/> STEPSON			
<input type="checkbox"/> DAUGHTER	<input type="checkbox"/> NIECE	<input type="checkbox"/> STEPDAUGHTER			
<input type="checkbox"/> BROTHER	<input type="checkbox"/> FATHER-IN-LAW	<input type="checkbox"/> COUSIN			
<input type="checkbox"/> SISTER	<input type="checkbox"/> MOTHER-IN-LAW	<input type="checkbox"/> HIRED MAN			
<input type="checkbox"/> FATHER	<input type="checkbox"/> SON-IN-LAW	<input type="checkbox"/> ROOMER			
<input checked="" type="checkbox"/> MOTHER	<input type="checkbox"/> DAUGHTER-IN-LAW	<input type="checkbox"/> SERVANT			
<input type="checkbox"/> GRANDSON	<input type="checkbox"/> BROTHER-IN-LAW	<input type="checkbox"/> OTHER (Specify)			
<input type="checkbox"/> GRANDDAUGHTER	<input type="checkbox"/> SISTER-IN-LAW				
<input type="checkbox"/> GRANDCHILD	<input type="checkbox"/> ORPHAN				

FORM 10-637

1910 CENSUS INDEX - INDIVIDUAL

U. S. DEPARTMENT OF COMMERCE
BUREAU OF THE CENSUS

TEXAS

W300	NAME OF INDIVIDUAL <i>White, Nancy E.</i>		E.D. <i>53</i>	SHEET <i>143</i>
COLOR <i>W</i>	AGE <i>73</i>	BIRTHPLACE <i>La.</i>	VOL. <i>52</i>	
COUNTY	<i>Franklin</i>		CITY	
ENUMERATED WITH <i>White Benjamin F.</i>				
RELATIONSHIP TO ABOVE				
<input type="checkbox"/> SON	<input type="checkbox"/> NEPHEW	<input type="checkbox"/> STEPSON		
<input type="checkbox"/> DAUGHTER	<input type="checkbox"/> NIECE	<input type="checkbox"/> STEPDAUGHTER		
<input type="checkbox"/> BROTHER	<input type="checkbox"/> FATHER-IN-LAW	<input type="checkbox"/> COUSIN		
<input type="checkbox"/> SISTER	<input type="checkbox"/> MOTHER-IN-LAW	<input type="checkbox"/> HIRED MAN		
<input type="checkbox"/> FATHER	<input type="checkbox"/> SON-IN-LAW	<input type="checkbox"/> ROOMER		
<input checked="" type="checkbox"/> MOTHER	<input type="checkbox"/> DAUGHTER-IN-LAW	<input type="checkbox"/> SERVANT		
<input type="checkbox"/> GRANDSON	<input type="checkbox"/> BROTHER-IN-LAW	<input type="checkbox"/> OTHER (<i>Specify</i>)		
<input type="checkbox"/> GRANDDAUGHTER	<input type="checkbox"/> SISTER-IN-LAW			
<input type="checkbox"/> GRANDCHILD	<input type="checkbox"/> ORPHAN			

FORM 10-637
1910 CENSUS INDEX - INDIVIDUAL

U. S. DEPARTMENT OF COMMERCE
BUREAU OF THE CENSUS

TEXAS

6300		NAME OF INDIVIDUAL		E.D.	SHEET
W		White, Nancy E.		117	247
COLOR	W	AGE	BIRTHPLACE	VOL.	
		65	SC	72	
COUNTY			CITY		
Haskell					
ENUMERATED WITH					
Webb, Napoleon B.					
RELATIONSHIP TO ABOVE					
<input type="checkbox"/> SON	<input type="checkbox"/> NEPHEW	<input type="checkbox"/> STEPSON			
<input type="checkbox"/> DAUGHTER	<input type="checkbox"/> NIECE	<input type="checkbox"/> STEPDAUGHTER			
<input type="checkbox"/> BROTHER	<input type="checkbox"/> FATHER-IN-LAW	<input type="checkbox"/> COUSIN			
<input type="checkbox"/> SISTER	<input checked="" type="checkbox"/> MOTHER-IN-LAW	<input type="checkbox"/> HIRED MAN			
<input type="checkbox"/> FATHER	<input type="checkbox"/> SON-IN-LAW	<input type="checkbox"/> ROOMER			
<input type="checkbox"/> MOTHER	<input type="checkbox"/> DAUGHTER-IN-LAW	<input type="checkbox"/> SERVANT			
<input type="checkbox"/> GRANDSON	<input type="checkbox"/> BROTHER-IN-LAW	<input type="checkbox"/> OTHER (Specify)			
<input type="checkbox"/> GRANDDAUGHTER	<input type="checkbox"/> SISTER-IN-LAW				
<input type="checkbox"/> GRANDCHILD	<input type="checkbox"/> ORPHAN				

FORM 10-637

1910 CENSUS INDEX - INDIVIDUAL

U. S. DEPARTMENT OF COMMERCE
BUREAU OF THE CENSUS

TEXAS

W300		NAME OF INDIVIDUAL		Wait Nancy E.	E.D.	SHEET
COLOR	W	AGE	62	BIRTHPLACE	Miss	VOL.
COUNTY				Tarrant	CITY	
					Fort Worth	
ENUMERATED WITH				Welch Ellen D.		
RELATIONSHIP TO ABOVE						
<input type="checkbox"/> SON	<input type="checkbox"/> NEPHEW	<input type="checkbox"/> STEPSON				
<input type="checkbox"/> DAUGHTER	<input type="checkbox"/> NIECE	<input type="checkbox"/> STEPDAUGHTER				
<input type="checkbox"/> BROTHER	<input type="checkbox"/> FATHER-IN-LAW	<input type="checkbox"/> COUSIN				
<input type="checkbox"/> SISTER	<input type="checkbox"/> MOTHER-IN-LAW	<input type="checkbox"/> HIRED MAN				
<input type="checkbox"/> FATHER	<input type="checkbox"/> SON-IN-LAW	<input type="checkbox"/> ROOMER				
<input checked="" type="checkbox"/> MOTHER	<input type="checkbox"/> DAUGHTER-IN-LAW	<input type="checkbox"/> SERVANT				
<input type="checkbox"/> GRANDSON	<input type="checkbox"/> BROTHER-IN-LAW	<input type="checkbox"/> OTHER (Specify)				
<input type="checkbox"/> GRANDDAUGHTER	<input type="checkbox"/> SISTER-IN-LAW					
<input type="checkbox"/> GRANDCHILD	<input type="checkbox"/> ORPHAN					

FORM 10-637

1910 CENSUS INDEX - INDIVIDUAL

U.S. DEPARTMENT OF COMMERCE
BUREAU OF THE CENSUS

TEXAS

W 300	HEAD OF FAMILY		W. J. Hunt, Nancy E		E.D.	SHEET
COLOR	AGE	BIRTHPLACE			VOL.	
W	38	Texas			134	
COUNTY	Travis		CITY			
OTHER MEMBERS OF FAMILY						
NAME		RELATIONSHIP	AGE	BIRTHPLACE		
William		S	19			
Blanche		D	14			

FORM 10 636
1910 CENSUS INDEX - FAMILY

U S DEPARTMENT OF COMMERCE
BUREAU OF THE CENSUS

TEXAS

W300	HEAD OF FAMILY		E.D.	SHEET
	Linda Murray E		83	522
COLOR	AGE	BIRTHPLACE	VOL.	
W	41	Tex	59	
COUNTY	Gonzales		CITY	
OTHER MEMBERS OF FAMILY				
NAME		RELATIONSHIP	AGE	BIRTHPLACE
Linda		2	17	
Linda		50	6	

FORM 10-636
1910 CENSUS INDEX - FAMILY

U.S. DEPARTMENT OF COMMERCE
BUREAU OF THE CENSUS

TEXAS

W-300	NAME OF INDIVIDUAL White, Nancy E.		E.D. 52	SHEET 23
COLOR W	AGE 79	BIRTHPLACE 3-4.	VOL. 56	
COUNTY Garland		CITY		
ENUMERATED WITH White, Harry M.				
RELATIONSHIP TO ABOVE				
<input type="checkbox"/> SON	<input type="checkbox"/> NEPHEW	<input type="checkbox"/> STEPSON		
<input type="checkbox"/> DAUGHTER	<input type="checkbox"/> NIECE	<input type="checkbox"/> STEPDAUGHTER		
<input type="checkbox"/> BROTHER	<input type="checkbox"/> FATHER-IN-LAW	<input type="checkbox"/> COUSIN		
<input type="checkbox"/> SISTER	<input type="checkbox"/> MOTHER-IN-LAW	<input type="checkbox"/> HIRED MAN		
<input type="checkbox"/> FATHER	<input type="checkbox"/> SON-IN-LAW	<input type="checkbox"/> ROOMER		
<input type="checkbox"/> MOTHER	<input type="checkbox"/> DAUGHTER-IN-LAW	<input type="checkbox"/> SERVANT		
<input type="checkbox"/> GRANDSON	<input type="checkbox"/> BROTHER-IN-LAW	<input checked="" type="checkbox"/> OTHER (Specify)		
<input type="checkbox"/> GRANDDAUGHTER	<input type="checkbox"/> SISTER-IN-LAW	Grandmother		
<input type="checkbox"/> GRANDCHILD	<input type="checkbox"/> ORPHAN			

FORM 10 637
1910 CENSUS INDEX - INDIVIDUAL

U S DEPARTMENT OF COMMERCE
BUREAU OF THE CENSUS

TEXAS

W300		NAME OF INDIVIDUAL		E.D.		SHEET	
Wade		Nancy C.		69		98	
COLOR	AGE	BIRTHPLACE		VOL.			
W	45	Ala.		67			
COUNTY			CITY				
Harris			Houston				
ENUMERATED WITH							
Harris							
Anderson							
RELATIONSHIP TO ABOVE							
<input type="checkbox"/> SON	<input type="checkbox"/> NEPHEW	<input type="checkbox"/> STEPSON					
<input type="checkbox"/> DAUGHTER	<input type="checkbox"/> NIECE	<input type="checkbox"/> STEPDAUGHTER					
<input type="checkbox"/> BROTHER	<input type="checkbox"/> FATHER-IN-LAW	<input type="checkbox"/> COUSIN					
<input type="checkbox"/> SISTER	<input type="checkbox"/> MOTHER-IN-LAW	<input type="checkbox"/> MARRIED MAN					
<input type="checkbox"/> FATHER	<input type="checkbox"/> SON-IN-LAW	<input type="checkbox"/> ROOMER					
<input type="checkbox"/> MOTHER	<input type="checkbox"/> DAUGHTER-IN-LAW	<input type="checkbox"/> SERVANT					
<input type="checkbox"/> GRANDSON	<input type="checkbox"/> BROTHER-IN-LAW	<input type="checkbox"/> OTHER (Specify)					
<input type="checkbox"/> GRANDDAUGHTER	<input type="checkbox"/> SISTER-IN-LAW						
<input type="checkbox"/> GRANDCHILD	<input type="checkbox"/> ORPHAN						

FORM 10-637

1910 CENSUS INDEX - INDIVIDUAL

U.S. DEPARTMENT OF COMMERCE
BUREAU OF THE CENSUS

TEXAS

NAME OF INDIVIDUAL <i>Wood Nancy A.</i>		E.D. <i>123</i>	SHEET <i>33</i>
<i>W500</i> COLOR <i>W</i>	AGE <i>38</i>	BIRTHPLACE <i>Ala.</i>	VOL. <i>149</i>
COUNTY	CITY Wood		
ENUMERATED WITH <i>Harbin, George W.</i>			
RELATIONSHIP TO ABOVE			
<input checked="" type="checkbox"/> SON	<input type="checkbox"/> NEPHEW	<input type="checkbox"/> STEPSON	
<input checked="" type="checkbox"/> DAUGHTER	<input type="checkbox"/> NIECE	<input type="checkbox"/> STEPDAUGHTER	
<input type="checkbox"/> BROTHER	<input type="checkbox"/> FATHER-IN-LAW	<input type="checkbox"/> COUSIN	
<input type="checkbox"/> SISTER	<input type="checkbox"/> MOTHER-IN-LAW	<input checked="" type="checkbox"/> HIRED MAN	
<input type="checkbox"/> FATHER	<input type="checkbox"/> SON-IN-LAW	<input type="checkbox"/> ROOMER	
<input type="checkbox"/> MOTHER	<input checked="" type="checkbox"/> DAUGHTER-IN-LAW	<input type="checkbox"/> SERVANT	
<input type="checkbox"/> GRANDSON	<input type="checkbox"/> BROTHER-IN-LAW	<input type="checkbox"/> OTHER (Specify)	
<input type="checkbox"/> GRANDDAUGHTER	<input type="checkbox"/> SISTER-IN-LAW		
<input type="checkbox"/> GRANDCHILD	<input type="checkbox"/> ORPHAN		

FORM BC-627 (5-5-67)
FORMERLY 10-637

1910 CENSUS INDEX - INDIVIDUAL

U.S. DEPARTMENT OF COMMERCE
BUREAU OF THE CENSUS

TEXAS

W300	NAME OF INDIVIDUAL White Nancy A		E.D. 238	SHEET 113
COLOR W	AGE 75	BIRTHPLACE Wilbarger	VOL. 142	
COUNTY	CITY Wilbarger			
ENUMERATED WITH Thompson, William L				
RELATIONSHIP TO ABOVE				
<input type="checkbox"/> SON <input type="checkbox"/> DAUGHTER <input type="checkbox"/> BROTHER <input type="checkbox"/> SISTER <input type="checkbox"/> FATHER <input checked="" type="checkbox"/> MOTHER <input type="checkbox"/> GRANDFATHER <input type="checkbox"/> GRANDMOTHER <input type="checkbox"/> GRANDCHILD	<input type="checkbox"/> NEPHEW <input type="checkbox"/> NIECE <input type="checkbox"/> FATHER-IN-LAW <input type="checkbox"/> MOTHER-IN-LAW <input type="checkbox"/> SON-IN-LAW <input type="checkbox"/> DAUGHTER-IN-LAW <input type="checkbox"/> BROTHER-IN-LAW <input type="checkbox"/> SISTER-IN-LAW <input type="checkbox"/> ORPHAN	<input type="checkbox"/> STEPSON <input type="checkbox"/> STEPDAUGHTER <input type="checkbox"/> COUSIN <input type="checkbox"/> HIRED MAN <input type="checkbox"/> ROOMER <input type="checkbox"/> SERVANT <input type="checkbox"/> OTHER (Specify)		

FORM BC-627 (5-5-67)
FORMERLY 10547

U.S. DEPARTMENT OF COMMERCE
BUREAU OF THE CENSUS

1910 CENSUS INDEX - INDIVIDUAL

TEXAS

10300		NAME OF INDIVIDUAL White		Nancy		E.D. 62	SHEET 412
COLOR W	AGE 20	BIRTHPLACE			VOL. 78		
COUNTY				CITY Crockett			
ENUMERATED WITH Penites		Houston		James H.			
RELATIONSHIP TO ABOVE							
<input type="checkbox"/> SON	<input type="checkbox"/> NEPHEW	<input type="checkbox"/> STEPSON					
<input type="checkbox"/> DAUGHTER	<input type="checkbox"/> NIECE	<input type="checkbox"/> STEPDAUGHTER					
<input type="checkbox"/> BROTHER	<input type="checkbox"/> FATHER-IN-LAW	<input type="checkbox"/> COUSIN					
<input type="checkbox"/> SISTER	<input type="checkbox"/> MOTHER-IN-LAW	<input type="checkbox"/> HIRED MAN					
<input type="checkbox"/> FATHER	<input type="checkbox"/> SON-IN-LAW	<input type="checkbox"/> ROOMER					
<input type="checkbox"/> MOTHER	<input type="checkbox"/> DAUGHTER-IN-LAW	<input checked="" type="checkbox"/> SERVANT					
<input type="checkbox"/> GRANDSON	<input type="checkbox"/> BROTHER-IN-LAW	<input type="checkbox"/> OTHER (Specify)					
<input type="checkbox"/> GRANDDAUGHTER	<input type="checkbox"/> SISTER-IN-LAW						
<input type="checkbox"/> GRANDCHILD	<input type="checkbox"/> ORPHAN						

FORM 10-637
1910 CENSUS INDEX - INDIVIDUAL

U.S. DEPARTMENT OF COMMERCE
BUREAU OF THE CENSUS

TEXAS

W300		NAME OF INDIVIDUAL		White Nancy		E.D.	SHEET
COLOR <i>mu</i>		AGE	BIRTHPLACE	Ala.		-38	5
COUNTY		Cass		CITY		VOL. 22	
				Atlanta			
ENUMERATED WITH		Thompson William					
RELATIONSHIP TO ABOVE							
<input type="checkbox"/> SON	<input type="checkbox"/> NEPHEW	<input type="checkbox"/> STEPSON					
<input type="checkbox"/> DAUGHTER	<input type="checkbox"/> NIECE	<input type="checkbox"/> STEPDAUGHTER					
<input type="checkbox"/> BROTHER	<input type="checkbox"/> FATHER-IN-LAW	<input type="checkbox"/> COUSIN					
<input type="checkbox"/> SISTER	<input checked="" type="checkbox"/> MOTHER-IN-LAW	<input type="checkbox"/> HIRED MAN					
<input type="checkbox"/> FATHER	<input type="checkbox"/> SON-IN-LAW	<input type="checkbox"/> ROOMER					
<input type="checkbox"/> MOTHER	<input type="checkbox"/> DAUGHTER-IN-LAW	<input type="checkbox"/> SERVANT					
<input type="checkbox"/> GRANDSON	<input type="checkbox"/> BROTHER-IN-LAW	<input type="checkbox"/> OTHER (<i>Specify</i>)					
<input type="checkbox"/> GRANDDAUGHTER	<input type="checkbox"/> SISTER-IN-LAW						
<input type="checkbox"/> GRANDCHILD	<input type="checkbox"/> ORPHAN						

FORM 10-637

1910 CENSUS INDEX - INDIVIDUAL

U.S. DEPARTMENT OF COMMERCE
BUREAU OF THE CENSUS

TEXAS

W 300	HEAD OF FAMILY		W. H. Nancy		E.D.	SHEET
COLOR	W	AGE	BIRTHPLACE		141	9
COUNTY	-	60	Miss		VOL.	119
-			San Augustine		CITY	
OTHER MEMBERS OF FAMILY						
NAME		RELATIONSHIP	AGE	BIRTHPLACE		
Adkins,		Ella	gd	15	La	
/		Charlie	gs	14		
		Johnie	gs	10		

FORM 10 636
1910 CENSUS INDEX - FAMILY

U.S. DEPARTMENT OF COMMERCE
BUREAU OF THE CENSUS

TEXAS

6300		HEAD OF FAMILY		E.O.	SHEET
W		60	W.C.	156	280
COLOR	AGE	BIRTHPLACE		VOL.	
	60	W.C.		127	
COUNTY			CITY		
Tarrant					
OTHER MEMBERS OF FAMILY					
NAME		RELATIONSHIP	AGE	BIRTHPLACE	
C. C.		S	12		
C. C.		S	18		

FORM 10 636
1910 CENSUS INDEX - FAMILY

U. S. DEPARTMENT OF COMMERCE
BUREAU OF THE CENSUS

TEXAS

W 300	HEAD OF FAMILY		Wood Nancy (Mrs)		E.D.	SHEET
COLOR	AGE	BIRTHPLACE		VOL.		
W	57	Mo		138		
COUNTY		Young	CITY			
OTHER MEMBERS OF FAMILY						
NAME		RELATIONSHIP	AGE	BIRTHPLACE		
Coon		Daughter	35	Mo.		
L		Grand	14			

FORM 10-636
1910 CENSUS INDEX - FAMILY

U. S. DEPARTMENT OF COMMERCE
BUREAU OF THE CENSUS

TEXAS

W 300	NAME OF INDIVIDUAL Wood Nancy		E.D. 126	SHEET 13
COLOR W	AGE 66	BIRTHPLACE Alaia I.	VOL. 117	
COUNTY d River	Red River		CITY	
ENUMERATED WITH Wood Anson B				
RELATIONSHIP TO ABOVE				
<input type="checkbox"/> SON <input type="checkbox"/> DAUGHTER <input type="checkbox"/> BROTHER <input type="checkbox"/> SISTER <input type="checkbox"/> FATHER <input checked="" type="checkbox"/> MOTHER <input type="checkbox"/> GRANDSON <input type="checkbox"/> GRANDDAUGHTER <input type="checkbox"/> GRANDCHILD <input type="checkbox"/> NEPHEW <input type="checkbox"/> NIECE <input type="checkbox"/> FATHER-IN-LAW <input type="checkbox"/> MOTHER-IN-LAW <input type="checkbox"/> SON-IN-LAW <input type="checkbox"/> DAUGHTER-IN-LAW <input type="checkbox"/> BROTHER-IN-LAW <input type="checkbox"/> SISTER-IN-LAW <input type="checkbox"/> ORPHAN <input type="checkbox"/> STEPSON <input type="checkbox"/> STEPDAUGHTER <input type="checkbox"/> COUSIN <input type="checkbox"/> HIRED MAN <input type="checkbox"/> ROOMER <input type="checkbox"/> SERVANT <input type="checkbox"/> OTHER (Specify)				

FORM 10 637
1910 CENSUS INDEX - INDIVIDUAL

U.S. DEPARTMENT OF COMMERCE
BUREAU OF THE CENSUS

W300

TEXAS

<input checked="" type="checkbox"/> B	NAME OF INDIVIDUAL <i>White Nancy</i>		E.D. 133	SHEET 135
COLOR <i>W</i>	AGE <i>78</i>	BIRTHPLACE <i>N. car</i>	VOL <i>93</i>	
COUNTY <i>Lavaca</i>		CITY		
ENUMERATED WITH <i>Cherry Samuel L</i>				
RELATIONSHIP TO ABOVE				
<input type="checkbox"/> SON	<input type="checkbox"/> NEPHEW	<input type="checkbox"/> STEPSON		
<input type="checkbox"/> DAUGHTER	<input type="checkbox"/> NIECE	<input type="checkbox"/> STEPDAUGHTER		
<input type="checkbox"/> BROTHER	<input type="checkbox"/> FATHER-IN-LAW	<input type="checkbox"/> COUSIN		
<input type="checkbox"/> SISTER	<input checked="" type="checkbox"/> MOTHER-IN-LAW	<input type="checkbox"/> HIRED MAN		
<input type="checkbox"/> FATHER	<input type="checkbox"/> SON-IN-LAW	<input type="checkbox"/> ROOMER		
<input type="checkbox"/> MOTHER	<input type="checkbox"/> DAUGHTER-IN-LAW	<input type="checkbox"/> SERVANT		
<input type="checkbox"/> GRANDSON	<input type="checkbox"/> BROTHER-IN-LAW	<input type="checkbox"/> OTHER (Specify)		
<input type="checkbox"/> GRANDDAUGHTER	<input type="checkbox"/> SISTER-IN-LAW	_____		
<input type="checkbox"/> GRANDCHILD	<input type="checkbox"/> ORPHAN	_____		

FORM 10-637

1910 CENSUS INDEX - INDIVIDUAL

U.S. DEPARTMENT OF COMMERCE
BUREAU OF THE CENSUS

TEXAS

W 300	HEAD OF FAMILY Wm. L. Henry		E.D. 47	SHEET 134
COLOR - 12	AGE 40	BIRTHPLACE 1		VOL. 66
COUNTY Harris	CITY Houston			
OTHER MEMBERS OF FAMILY				
NAME		RELATIONSHIP	AGE	BIRTHPLACE
William		D.	15	
Lester		S.	14	
Myrtle		S.	11	
Lillian		S.	8	

FORM 10 636

T910 CENSUS INDEX - FAMILY

U.S. DEPARTMENT OF COMMERCE
BUREAU OF THE CENSUS

TEXAS

W300	NAME OF INDIVIDUAL Wyatt Mancy		E.O. 47	SHEET 188
COLOR B	AGE 35	BIRTHPLACE -	VOL. 66	
COUNTY Harris	CITY Houston			
ENUMERATED WITH 770-Head Shown				
RELATIONSHIP TO ABOVE				
<input type="checkbox"/> SON <input type="checkbox"/> DAUGHTER <input type="checkbox"/> BROTHER <input type="checkbox"/> SISTER <input type="checkbox"/> FATHER <input type="checkbox"/> MOTHER <input type="checkbox"/> GRANDSON <input type="checkbox"/> GRANDDAUGHTER <input type="checkbox"/> GRANDCHILD	<input type="checkbox"/> NEPHEW <input type="checkbox"/> NIECE <input type="checkbox"/> FATHER-IN-LAW <input checked="" type="checkbox"/> MOTHER-IN-LAW <input type="checkbox"/> SON-IN-LAW <input type="checkbox"/> DAUGHTER-IN-LAW <input type="checkbox"/> BROTHER-IN-LAW <input type="checkbox"/> SISTER-IN-LAW <input type="checkbox"/> ORPHAN	<input type="checkbox"/> STEPSON <input type="checkbox"/> STEPDAUGHTER <input type="checkbox"/> COUSIN <input type="checkbox"/> HIRED MAN <input type="checkbox"/> ROOMER <input type="checkbox"/> SERVANT <input type="checkbox"/> OTHER (Specify) <hr/>		

FORM 10 637
 1910 CENSUS INDEX - INDIVIDUAL

U.S. DEPARTMENT OF COMMERCE
 BUREAU OF THE CENSUS

TEXAS

W300	NAME OF INDIVIDUAL <i>White Nancy</i>		E.D. 20	SHEET 10
COLOR B	AGE 45	BIRTHPLACE ✓	VOL. 8	
COUNTY Bell		CITY <i>Temple</i>		
ENUMERATED WITH <i>White Tom</i>				
RELATIONSHIP TO ABOVE				
<input type="checkbox"/> SON	<input type="checkbox"/> NEPHEW	<input type="checkbox"/> STEPSON		
<input type="checkbox"/> DAUGHTER	<input type="checkbox"/> NIECE	<input type="checkbox"/> STEPDAUGHTER		
<input type="checkbox"/> BROTHER	<input type="checkbox"/> FATHER-IN-LAW	<input type="checkbox"/> COUSIN		
<input type="checkbox"/> SISTER	<input type="checkbox"/> MOTHER-IN-LAW	<input type="checkbox"/> HIRED MAN		
<input type="checkbox"/> FATHER	<input type="checkbox"/> SON-IN-LAW	<input type="checkbox"/> ROOMER		
<input checked="" type="checkbox"/> MOTHER	<input type="checkbox"/> DAUGHTER-IN-LAW	<input type="checkbox"/> SERVANT		
<input type="checkbox"/> GRANDSON	<input type="checkbox"/> BROTHER-IN-LAW	<input type="checkbox"/> OTHER (<i>Specify</i>)		
<input type="checkbox"/> GRANDDAUGHTER	<input type="checkbox"/> SISTER-IN-LAW			
<input type="checkbox"/> GRANDCHILD	<input type="checkbox"/> ORPHAN			

FORM 10-637
1910 CENSUS INDEX - INDIVIDUALU. S. DEPARTMENT OF COMMERCE
BUREAU OF THE CENSUS

TEXAS

W 300		NAME OF INDIVIDUAL White Nancy		E.D. 36	SHEET 143
COLOR B	AGE 27	BIRTHPLACE		VOL. 58	
COUNTY Grimes		CITY			
ENUMERATED WITH White Lee					
RELATIONSHIP TO ABOVE					
<input type="checkbox"/> SON	<input type="checkbox"/> NEPHEW	<input type="checkbox"/> STEPSON			
<input type="checkbox"/> DAUGHTER	<input type="checkbox"/> NIECE	<input type="checkbox"/> STEPDAUGHTER			
<input type="checkbox"/> BROTHER	<input type="checkbox"/> FATHER-IN-LAW	<input type="checkbox"/> COUSIN			
<input checked="" type="checkbox"/> SISTER	<input type="checkbox"/> MOTHER-IN-LAW	<input type="checkbox"/> HIRED MAN			
<input type="checkbox"/> FATHER	<input type="checkbox"/> SON-IN-LAW	<input type="checkbox"/> ROOMER			
<input type="checkbox"/> MOTHER	<input type="checkbox"/> DAUGHTER-IN-LAW	<input type="checkbox"/> SERVANT			
<input type="checkbox"/> GRANDSON	<input type="checkbox"/> BROTHER-IN-LAW	<input type="checkbox"/> OTHER (Specify)			
<input type="checkbox"/> GRANDDAUGHTER	<input type="checkbox"/> SISTER-IN-LAW				
<input type="checkbox"/> GRANDCHILD	<input type="checkbox"/> ORPHAN				

FORM 10-637
1910 CENSUS INDEX - INDIVIDUAL

U.S. DEPARTMENT OF COMMERCE
BUREAU OF THE CENSUS

TEXAS

W-300		NAME OF INDIVIDUAL White, Nancy		E.D. 85	SHEET 110
COLOR W	AGE 73	BIRTHPLACE N. Car.		VOL. 91	
COUNTY Lamar		CITY			
ENUMERATED WITH Johnson, W. H.					
RELATIONSHIP TO ABOVE					
<input type="checkbox"/> SON	<input type="checkbox"/> NEPHEW	<input type="checkbox"/> STEPSON			
<input type="checkbox"/> DAUGHTER	<input type="checkbox"/> NIECE	<input type="checkbox"/> STEPDAUGHTER			
<input type="checkbox"/> BROTHER	<input type="checkbox"/> FATHER-IN-LAW	<input type="checkbox"/> COUSIN			
<input type="checkbox"/> SISTER	<input checked="" type="checkbox"/> MOTHER-IN-LAW	<input type="checkbox"/> HIRED MAN			
<input type="checkbox"/> FATHER	<input type="checkbox"/> SON-IN-LAW	<input type="checkbox"/> ROOMER			
<input type="checkbox"/> MOTHER	<input type="checkbox"/> DAUGHTER-IN-LAW	<input type="checkbox"/> SERVANT			
<input type="checkbox"/> GRANDSON	<input type="checkbox"/> BROTHER-IN-LAW	<input type="checkbox"/> OTHER (Specify)			
<input type="checkbox"/> GRANDDAUGHTER	<input type="checkbox"/> SISTER-IN-LAW				
<input type="checkbox"/> GRANDCHILD	<input type="checkbox"/> ORPHAN				

FORM 10-637
1910 CENSUS INDEX - INDIVIDUAL

U. S. DEPARTMENT OF COMMERCE
BUREAU OF THE CENSUS

TEXAS

W 300		NAME OF INDIVIDUAL White Nancy		E.D. 33	SHEET 135
COLOR W	AGE 63	BIRTHPLACE Ky		VOL. 58	
COUNTY Grimes		CITY now into			
ENUMERATED WITH milliff mickle A.					
RELATIONSHIP TO ABOVE					
<input type="checkbox"/> SON	<input type="checkbox"/> NEPHEW	<input type="checkbox"/> STEPSON			
<input type="checkbox"/> DAUGHTER	<input type="checkbox"/> NIECE	<input type="checkbox"/> STEPDAUGHTER			
<input type="checkbox"/> BROTHER	<input type="checkbox"/> FATHER-IN-LAW	<input type="checkbox"/> COUSIN			
<input type="checkbox"/> SISTER	<input type="checkbox"/> MOTHER-IN-LAW	<input type="checkbox"/> HIRED MAN			
<input type="checkbox"/> FATHER	<input type="checkbox"/> SON-IN-LAW	<input type="checkbox"/> ROOMER			
<input checked="" type="checkbox"/> MOTHER	<input type="checkbox"/> DAUGHTER-IN-LAW	<input type="checkbox"/> SERVANT			
<input type="checkbox"/> GRANDSON	<input type="checkbox"/> BROTHER-IN-LAW	<input type="checkbox"/> OTHER (Specify)			
<input type="checkbox"/> GRANDDAUGHTER	<input type="checkbox"/> SISTER-IN-LAW				
<input type="checkbox"/> GRANDCHILD	<input type="checkbox"/> ORPHAN				

FORM 10-637
1910 CENSUS INDEX - INDIVIDUAL

U. S. DEPARTMENT OF COMMERCE
BUREAU OF THE CENSUS

- TEXAS

42300		HEAD OF FAMILY		-- Whitney Row		E.D.	SHEET
COLOR	AGE	BIRTHPLACE				23	100
15	36					VOL.	53
COUNTY			Fort Bend		CITY		
OTHER MEMBERS OF FAMILY							
NAME		RELATIONSHIP	AGE	BIRTHPLACE			
- Smith, Ernest		8	14				
Mary		5	9				
Carol		2	7				

TEXAS

W 300	NAME OF INDIVIDUAL <i>White, Nagie</i>		E.D. <i>111</i>	SHEET <i>251</i>
COLOR <i>B</i>	AGE <i>NR</i>	BIRTHPLACE	VOL. <i>165</i>	
COUNTY <i>Robertson</i>		CITY		
ENUMERATED WITH <i>Fowler, Robert</i>				
RELATIONSHIP TO ABOVE				
<input checked="" type="checkbox"/> SON	<input type="checkbox"/> NEPHEW	<input type="checkbox"/> STEPSON		
<input type="checkbox"/> DAUGHTER	<input type="checkbox"/> NIECE	<input type="checkbox"/> STEPDAUGHTER		
<input type="checkbox"/> BROTHER	<input type="checkbox"/> FATHER-IN-LAW	<input type="checkbox"/> COUSIN		
<input type="checkbox"/> SISTER	<input type="checkbox"/> MOTHER-IN-LAW	<input checked="" type="checkbox"/> HIRED MAN		
<input type="checkbox"/> FATHER	<input type="checkbox"/> SON-IN-LAW	<input type="checkbox"/> ROOMER		
<input type="checkbox"/> MOTHER	<input type="checkbox"/> DAUGHTER-IN-LAW	<input type="checkbox"/> SERVANT		
<input type="checkbox"/> GRANDSON	<input type="checkbox"/> BROTHER-IN-LAW	<input type="checkbox"/> OTHER (Specify)		
<input type="checkbox"/> GRANDDAUGHTER	<input type="checkbox"/> SISTER-IN-LAW			
<input type="checkbox"/> GRANDCHILD	<input type="checkbox"/> ORPHAN			

FORM 10-637
1910 CENSUS INDEX - INDIVIDUAL

U.S. DEPARTMENT OF COMMERCE
BUREAU OF THE CENSUS

TEXAS

W 300		NAME OF INDIVIDUAL Wade Mage		E.D. 99	SHEET 8
COLOR B	AGE 16	BIRTHPLACE		VOL. 109	
COUNTY Madagascar			CITY		
ENUMERATED WITH Sexton Walter					
RELATIONSHIP TO ABOVE					
<input type="checkbox"/> SON	<input type="checkbox"/> NEPHEW	<input checked="" type="checkbox"/> STEPSON			
<input type="checkbox"/> DAUGHTER	<input type="checkbox"/> NIECE	<input type="checkbox"/> STEPDAUGHTER			
<input type="checkbox"/> BROTHER	<input type="checkbox"/> FATHER-IN-LAW	<input type="checkbox"/> COUSIN			
<input type="checkbox"/> SISTER	<input type="checkbox"/> MOTHER-IN-LAW	<input type="checkbox"/> HIRED MAN			
<input type="checkbox"/> FATHER	<input type="checkbox"/> SON-IN-LAW	<input type="checkbox"/> ROOMER			
<input type="checkbox"/> MOTHER	<input type="checkbox"/> DAUGHTER-IN-LAW	<input type="checkbox"/> SERVANT			
<input type="checkbox"/> GRANDSON	<input type="checkbox"/> BROTHER-IN-LAW	<input type="checkbox"/> OTHER (Specify)			
<input type="checkbox"/> GRANDDAUGHTER	<input type="checkbox"/> SISTER-IN-LAW				
<input type="checkbox"/> GRANDCHILD	<input type="checkbox"/> ORPHAN				

FORM 10 637

1910 CENSUS INDEX - INDIVIDUAL

U.S.

DEPARTMENT OF COMMERCE
BUREAU OF THE CENSUS

TEXAS

10300	HEAD OF FAMILY		E.D.	SHEET
COLOR	AGE	BIRTHPLACE	VOL.	
COUNTY	Dallas		CITY Dallas	
OTHER MEMBERS OF FAMILY				
NAME		RELATIONSHIP	AGE	BIRTHPLACE

FORM 10 686
1910 CENSUS INDEX - FAMILY

- U.S. DEPARTMENT OF COMMERCE
BUREAU OF THE CENSUS

TEXAS

W 300	HEAD OF FAMILY		White NH		E.D.	SHEET
COLOR	AGE	BIRTHPLACE		VOL		
B	60	S Caro		91		
COUNTY				CITY		
Lamar						
OTHER MEMBERS OF FAMILY						
NAME		RELATIONSHIP	AGE	BIRTHPLACE		
1 - Mamah		w	53	S Caro		

FORM 10 636
1910 CENSUS INDEX - FAMILY

U.S. DEPARTMENT OF COMMERCE
BUREAU OF THE CENSUS

TEXAS

W 300	HEAD OF FAMILY White - N. B.		E.D. 53	SHEET 107
COLOR W	AGE 51	BIRTHPLACE -	VOL. 43	
COUNTY	Fannin		CITY	
OTHER MEMBERS OF FAMILY				
NAME		RELATIONSHIP	AGE	BIRTHPLACE
Reed Josie		Si	68	Ala

FORM 10-636
1910 CENSUS INDEX - FAMILY

U.S. DEPARTMENT OF COMMERCE
BUREAU OF THE CENSUS

TEXAS

W. 300		NAME OF INDIVIDUAL <i>White Ma</i>		E.O. <i>49</i>	SHEET <i>13</i>
COLOR <i>W</i>	AGE <i>25</i>	BIRTHPLACE		VOL. <i>34</i>	
COUNTY <i>Dallas</i>			CITY <i>Dallas</i>		
ENUMERATED WITH <i>Stevenson D L</i>					
RELATIONSHIP TO ABOVE					
<input type="checkbox"/> SON	<input type="checkbox"/> NEPHEW	<input type="checkbox"/> STEPSON			
<input type="checkbox"/> DAUGHTER	<input type="checkbox"/> NIECE	<input type="checkbox"/> STEPDAUGHTER			
<input type="checkbox"/> BROTHER	<input type="checkbox"/> FATHER-IN-LAW	<input type="checkbox"/> COUSIN			
<input type="checkbox"/> SISTER	<input type="checkbox"/> MOTHER-IN-LAW	<input type="checkbox"/> HIRED MAN			
<input type="checkbox"/> FATHER	<input type="checkbox"/> SON-IN-LAW	<input checked="" type="checkbox"/> ROOMER			
<input type="checkbox"/> MOTHER	<input type="checkbox"/> DAUGHTER-IN-LAW	<input type="checkbox"/> SERVANT			
<input type="checkbox"/> GRANDSON	<input type="checkbox"/> BROTHER-IN-LAW	<input type="checkbox"/> OTHER (Specify)			
<input type="checkbox"/> GRANDDAUGHTER	<input type="checkbox"/> SISTER-IN-LAW				
<input type="checkbox"/> GRANDCHILD	<input type="checkbox"/> ORPHAN				

FORM 10-637
1910 CENSUS INDEX - INDIVIDUAL

U.S. DEPARTMENT OF COMMERCE
BUREAU OF THE CENSUS

N

TEXAS

W300	NAME OF INDIVIDUAL Wood Myrtle E.		E.D. 137	SHEET 13
COLOR W	AGE 12	BIRTHPLACE	VOL. 25	
COUNTY Coleman		CITY		
ENUMERATED WITH Cates William J.				
RELATIONSHIP TO ABOVE				
<input type="checkbox"/> SON	<input type="checkbox"/> NEPHEW	<input type="checkbox"/> STEPSON		
<input type="checkbox"/> DAUGHTER	<input type="checkbox"/> NIECE	<input type="checkbox"/> STEPDAUGHTER		
<input type="checkbox"/> BROTHER	<input type="checkbox"/> FATHER-IN-LAW	<input type="checkbox"/> COUSIN		
<input type="checkbox"/> SISTER	<input type="checkbox"/> MOTHER-IN-LAW	<input type="checkbox"/> HIRED MAN		
<input type="checkbox"/> FATHER	<input type="checkbox"/> SON-IN-LAW	<input type="checkbox"/> ROOMER		
<input type="checkbox"/> MOTHER	<input type="checkbox"/> DAUGHTER-IN-LAW	<input type="checkbox"/> SERVANT		
<input type="checkbox"/> GRANDSON	<input type="checkbox"/> BROTHER-IN-LAW	<input type="checkbox"/> OTHER (Specify)		
<input type="checkbox"/> GRANDDAUGHTER	<input checked="" type="checkbox"/> SISTER-IN-LAW			
<input type="checkbox"/> GRANDCHILD	<input type="checkbox"/> ORPHAN			

FORM 10-637
1910 CENSUS INDEX - INDIVIDUAL

U. S. DEPARTMENT OF COMMERCE
BUREAU OF THE CENSUS

TEXAS

W 300	NAME OF INDIVIDUAL White Myrtle A		E.D. 39	SHEET 167
COLOR W	AGE 12	BIRTHPLACE Okla	VOL. 42	
COUNTY Fannin	CITY Leonard			
ENUMERATED WITH Jelly Thomas J.				
RELATIONSHIP TO ABOVE				
<input type="checkbox"/> SON	<input type="checkbox"/> NEPHEW	<input type="checkbox"/> STEPSON		
<input type="checkbox"/> DAUGHTER	<input type="checkbox"/> NIECE	<input checked="" type="checkbox"/> STEPDAUGHTER		
<input type="checkbox"/> BROTHER	<input type="checkbox"/> FATHER-IN-LAW	<input type="checkbox"/> COUSIN		
<input type="checkbox"/> SISTER	<input type="checkbox"/> MOTHER-IN-LAW	<input type="checkbox"/> HIRED MAN		
<input checked="" type="checkbox"/> FATHER	<input type="checkbox"/> SON-IN-LAW	<input type="checkbox"/> ROOMER		
<input type="checkbox"/> MOTHER	<input type="checkbox"/> DAUGHTER-IN-LAW	<input type="checkbox"/> SERVANT		
<input type="checkbox"/> GRANDSON	<input type="checkbox"/> BROTHER-IN-LAW	<input type="checkbox"/> OTHER (Specify)		
<input type="checkbox"/> GRANDDAUGHTER	<input type="checkbox"/> SISTER-IN-LAW			
<input type="checkbox"/> GRANDCHILD	<input type="checkbox"/> ORPHAN			

FORM 10-637

1910 CENSUS INDEX - INDIVIDUAL

U. S. DEPARTMENT OF COMMERCE
BUREAU OF THE CENSUS

TEXAS

W 300	NAME OF INDIVIDUAL Wood, Myrtle		E.D. 1937	SHEET 1
COLOR W	AGE 72	BIRTHPLACE	VOL. 96	
COUNTY McCulloch		CITY		
ENUMERATED WITH Loggin, C. C.				
RELATIONSHIP TO ABOVE				
<input type="checkbox"/> SON	<input type="checkbox"/> NEPHEW	<input type="checkbox"/> STEPSON		
<input checked="" type="checkbox"/> DAUGHTER	<input type="checkbox"/> NIECE	<input type="checkbox"/> STEPDAUGHTER		
<input type="checkbox"/> BROTHER	<input type="checkbox"/> FATHER-IN-LAW	<input type="checkbox"/> COUSIN		
<input type="checkbox"/> SISTER	<input type="checkbox"/> MOTHER-IN-LAW	<input type="checkbox"/> HIRED MAN		
<input checked="" type="checkbox"/> FATHER	<input type="checkbox"/> SON-IN-LAW	<input type="checkbox"/> ROOMER		
<input type="checkbox"/> MOTHER	<input type="checkbox"/> DAUGHTER-IN-LAW	<input type="checkbox"/> SERVANT		
<input type="checkbox"/> GRANDSON	<input type="checkbox"/> BROTHER-IN-LAW	<input type="checkbox"/> OTHER (Specify)		
<input type="checkbox"/> GRANDDAUGHTER	<input type="checkbox"/> SISTER-IN-LAW			
<input type="checkbox"/> GRANDCHILD	<input type="checkbox"/> ORPHAN			

FORM 10 637
1910 CENSUS INDEX - INDIVIDUAL

U S DEPARTMENT OF COMMERCE
BUREAU OF THE CENSUS

TEXAS

W300		NAME OF INDIVIDUAL Wood Myrtle		E.O. 8	SHEET 4
COLOR W	AGE 78	BIRTHPLACE Ark	VOL. 2		
COUNTY Angelina		CITY			
ENUMERATED WITH Wood Benjamin D.					
RELATIONSHIP TO ABOVE					
<input type="checkbox"/> SON	<input type="checkbox"/> NEPHEW	<input type="checkbox"/> STEPSON			
<input type="checkbox"/> DAUGHTER	<input type="checkbox"/> NIECE	<input type="checkbox"/> STEPDAUGHTER			
<input type="checkbox"/> BROTHER	<input type="checkbox"/> FATHER-IN-LAW	<input type="checkbox"/> COUSIN			
<input type="checkbox"/> SISTER	<input type="checkbox"/> MOTHER-IN-LAW	<input type="checkbox"/> HIRED MAN			
<input type="checkbox"/> FATHER	<input type="checkbox"/> SON-IN-LAW	<input type="checkbox"/> ROOMER			
<input type="checkbox"/> MOTHER	<input type="checkbox"/> DAUGHTER-IN-LAW	<input type="checkbox"/> SERVANT			
<input type="checkbox"/> GRANDSON	<input type="checkbox"/> BROTHER-IN-LAW	<input type="checkbox"/> OTHER (Specify)			
<input type="checkbox"/> GRANDDAUGHTER	<input type="checkbox"/> SISTER-IN-LAW				
<input type="checkbox"/> GRANDCHILD	<input type="checkbox"/> ORPHAN				

FORM 10-637
1910 CENSUS INDEX - INDIVIDUAL

U. S. DEPARTMENT OF COMMERCE
BUREAU OF THE CENSUS

TEXAS

10300	NAME OF INDIVIDUAL Wood Myrtle		E.C. 101	SHEET 5
COLOR W	AGE 14	BIRTHPLACE Cibola	VOL. 17	
COUNTY BROWN		CITY		
ENUMERATED WITH Wood Joseph B				
RELATIONSHIP TO ABOVE				
<input type="checkbox"/> SON	<input type="checkbox"/> NEPHEW	<input type="checkbox"/> STEPSON		
<input type="checkbox"/> DAUGHTER	<input type="checkbox"/> NIECE	<input type="checkbox"/> STEPDAUGHTER		
<input type="checkbox"/> BROTHER	<input type="checkbox"/> FATHER-IN-LAW	<input type="checkbox"/> COUSIN		
<input checked="" type="checkbox"/> SISTER	<input type="checkbox"/> MOTHER-IN-LAW	<input type="checkbox"/> HIRED MAN		
<input type="checkbox"/> FATHER	<input type="checkbox"/> SON-IN-LAW	<input type="checkbox"/> ROOMER		
<input type="checkbox"/> MOTHER	<input type="checkbox"/> DAUGHTER-IN-LAW	<input type="checkbox"/> SERVANT		
<input type="checkbox"/> GRANDSON	<input type="checkbox"/> BROTHER-IN-LAW	<input type="checkbox"/> OTHER (Specify)		
<input type="checkbox"/> GRANDDAUGHTER	<input type="checkbox"/> SISTER-IN-LAW			
<input type="checkbox"/> GRANDCHILD	<input type="checkbox"/> ORPHAN			

FORM 10-637
1910 CENSUS INDEX - INDIVIDUAL

U. S. DEPARTMENT OF COMMERCE
BUREAU OF THE CENSUS

TEXAS

U300		NAME OF INDIVIDUAL White Myrtle		E.O. 91	SHEET 87
COLOR W	AGE 17	BIRTHPLACE		VOL. 127	
COUNTY Tarrant			CITY		
ENUMERATED WITH Hill - B. M.					
RELATIONSHIP TO ABOVE					
<input type="checkbox"/> SON	<input type="checkbox"/> NEPHEW	<input type="checkbox"/> STEPSON			
<input type="checkbox"/> DAUGHTER	<input type="checkbox"/> NIECE	<input type="checkbox"/> STEPDAUGHTER			
<input type="checkbox"/> BROTHER	<input type="checkbox"/> FATHER-IN-LAW	<input type="checkbox"/> COUSIN			
<input checked="" type="checkbox"/> SISTER	<input type="checkbox"/> MOTHER-IN-LAW	<input type="checkbox"/> HIRED MAN			
<input type="checkbox"/> FATHER	<input type="checkbox"/> SON-IN-LAW	<input type="checkbox"/> ROOMER			
<input type="checkbox"/> MOTHER	<input type="checkbox"/> DAUGHTER-IN-LAW	<input type="checkbox"/> SERVANT			
<input type="checkbox"/> GRANDSON	<input type="checkbox"/> BROTHER-IN-LAW	<input type="checkbox"/> OTHER (Specify)			
<input type="checkbox"/> GRANDDAUGHTER	<input type="checkbox"/> SISTER-IN-LAW				
<input type="checkbox"/> GRANDCHILD	<input type="checkbox"/> ORRHAN				

FORM 10-637
1910 CENSUS INDEX - INDIVIDUAL

U. S. DEPARTMENT OF COMMERCE
BUREAU OF THE CENSUS

TEXAS

W300-	NAME OF INDIVIDUAL Wyatt Myrtle		E.D. 81	SHEET 36
COLOR W	AGE 33	BIRTHPLACE)	VOL. 137	
COUNTY Travis		CITY Austin		
ENUMERATED WITH Stroud, Jennie R				
RELATIONSHIP TO ABOVE				
<input type="checkbox"/> SON	<input type="checkbox"/> NEPHEW	<input type="checkbox"/> STEPSON		
<input checked="" type="checkbox"/> DAUGHTER	<input type="checkbox"/> NIECE	<input type="checkbox"/> STEPDAUGHTER		
<input type="checkbox"/> BROTHER	<input type="checkbox"/> FATHER-IN-LAW	<input type="checkbox"/> COUSIN		
<input type="checkbox"/> SISTER	<input type="checkbox"/> MOTHER-IN-LAW	<input type="checkbox"/> HIRED MAN		
<input type="checkbox"/> FATHER	<input type="checkbox"/> SON-IN-LAW	<input type="checkbox"/> ROOMER		
<input type="checkbox"/> MOTHER	<input type="checkbox"/> DAUGHTER-IN-LAW	<input type="checkbox"/> SERVANT		
<input type="checkbox"/> GRANDSON	<input type="checkbox"/> BROTHER-IN-LAW	<input type="checkbox"/> OTHER (Specify)		
<input type="checkbox"/> GRANDDAUGHTER	<input type="checkbox"/> SISTER-IN-LAW			
<input type="checkbox"/> GRANDCHILD	<input type="checkbox"/> ORPHAN			

FORM 10-637
1910 CENSUS INDEX - INDIVIDUAL

U. S. DEPARTMENT OF COMMERCE
BUREAU OF THE CENSUS

TEXAS

W300	NAME OF INDIVIDUAL <i>White, Myrtle</i>		E.D. 84	SHEET 99
COLOR <i>B-</i>	AGE 1	BIRTHPLACE <i>Travis</i>	VOL. 136	
COUNTY		CITY		
ENUMERATED WITH <i>Laden, Henry</i>				
RELATIONSHIP TO ABOVE				
<input type="checkbox"/> SON	<input type="checkbox"/> NEPHEW	<input type="checkbox"/> STEPSON		
<input type="checkbox"/> DAUGHTER	<input type="checkbox"/> NIECE	<input type="checkbox"/> STEPDAUGHTER		
<input type="checkbox"/> BROTHER	<input type="checkbox"/> FATHER-IN-LAW	<input type="checkbox"/> COUSIN		
<input type="checkbox"/> SISTER	<input type="checkbox"/> MOTHER-IN-LAW	<input type="checkbox"/> HIRED MAN		
<input type="checkbox"/> FATHER	<input type="checkbox"/> SON-IN-LAW	<input type="checkbox"/> ROOMER		
<input type="checkbox"/> MOTHER	<input type="checkbox"/> DAUGHTER-IN-LAW	<input type="checkbox"/> SERVANT		
<input type="checkbox"/> GRANDSON	<input type="checkbox"/> BROTHER-IN-LAW	<input type="checkbox"/> OTHER (<i>Specify</i>)		
<input checked="" type="checkbox"/> GRANDDAUGHTER	<input type="checkbox"/> SISTER-IN-LAW			
<input type="checkbox"/> GRANDCHILD	<input type="checkbox"/> ORPHAN			

FORM 10-637
1910 CENSUS INDEX - INDIVIDUAL

U. S. DEPARTMENT OF COMMERCE
BUREAU OF THE CENSUS

TEXAS

10300		NAME OF INDIVIDUAL <i>White Martha</i>		E.D. <i>103</i>	SHEET <i>90</i>
COLOR <i>W</i>	AGE <i>9</i>	BIRTHPLACE		VOL. <i>140</i>	
COUNTY <i>Van Zandt</i>		CITY			
ENUMERATED WITH <i>Milton Moses J</i>					
RELATIONSHIP TO ABOVE					
<input type="checkbox"/> SON	<input type="checkbox"/> NEPHEW	<input type="checkbox"/> STEPSON			
<input type="checkbox"/> DAUGHTER	<input type="checkbox"/> NIECE	<input type="checkbox"/> STEPDAUGHTER			
<input type="checkbox"/> BROTHER	<input type="checkbox"/> FATHER-IN-LAW	<input type="checkbox"/> COUSIN			
<input type="checkbox"/> SISTER	<input type="checkbox"/> MOTHER-IN-LAW	<input type="checkbox"/> HIRED MAN			
<input type="checkbox"/> FATHER	<input type="checkbox"/> SON-IN-LAW	<input type="checkbox"/> ROOMER			
<input type="checkbox"/> MOTHER	<input type="checkbox"/> DAUGHTER-IN-LAW	<input type="checkbox"/> SERVANT			
<input type="checkbox"/> GRANDSON	<input type="checkbox"/> BROTHER-IN-LAW	<input type="checkbox"/> OTHER (Specify)			
<input type="checkbox"/> GRANDDAUGHTER	<input checked="" type="checkbox"/> SISTER-IN-LAW.				
<input type="checkbox"/> GRANDCHILD	<input type="checkbox"/> ORPHAN				

FORM BC-627 (5-5-07)
FORMERLY 10-637

U.S. DEPARTMENT OF COMMERCE
BUREAU OF THE CENSUS

1910 CENSUS INDEX - INDIVIDUAL

TEXAS

W 300		NAME OF INDIVIDUAL Wade Myrtle		E.D. 32	SHEET 11
COLOR B	AGE 15	BIRTHPLACE		VOL. 19	
COUNTY -	Caldwell		CITY		
ENUMERATED WITH Wade Laddie					
RELATIONSHIP TO ABOVE					
<input type="checkbox"/> SON	<input type="checkbox"/> NEPHEW	<input type="checkbox"/> STEPSON			
<input type="checkbox"/> DAUGHTER	<input type="checkbox"/> NIECE	<input type="checkbox"/> STEPDAUGHTER			
<input type="checkbox"/> BROTHER	<input type="checkbox"/> FATHER-IN-LAW	<input type="checkbox"/> COUSIN			
<input type="checkbox"/> SISTER	<input type="checkbox"/> MOTHER-IN-LAW	<input type="checkbox"/> HIRED MAN			
<input type="checkbox"/> FATHER	<input type="checkbox"/> SON-IN-LAW	<input type="checkbox"/> ROOMER			
<input type="checkbox"/> MOTHER	<input type="checkbox"/> DAUGHTER-IN-LAW	<input type="checkbox"/> SERVANT			
<input checked="" type="checkbox"/> GRANDSON	<input type="checkbox"/> BROTHER-IN-LAW	<input type="checkbox"/> OTHER (Specify)			
<input type="checkbox"/> GRANDDAUGHTER	<input type="checkbox"/> SISTER-IN-LAW				
<input type="checkbox"/> GRANDCHILD	<input type="checkbox"/> ORPHAN				

FORM 10-637
1910 CENSUS INDEX - INDIVIDUAL

U. S. DEPARTMENT OF COMMERCE
BUREAU OF THE CENSUS

TEXAS

W300		NAME OF INDIVIDUAL Hitt, Myrtle		E.D. 37	SHEET 17
COLOR W	AGE 18	BIRTHPLACE Ark.		VOL. 22	
COUNTY Cass		CITY			
ENUMERATED WITH Hitt, Charley P.					
RELATIONSHIP TO ABOVE					
<input type="checkbox"/> SON	<input type="checkbox"/> NEPHEW	<input type="checkbox"/> STEPSON			
<input type="checkbox"/> DAUGHTER	<input type="checkbox"/> NIECE	<input type="checkbox"/> STEPDAUGHTER			
<input type="checkbox"/> BROTHER	<input type="checkbox"/> FATHER-IN-LAW	<input type="checkbox"/> COUSIN			
<input type="checkbox"/> SISTER	<input type="checkbox"/> MOTHER-IN-LAW	<input type="checkbox"/> HIRED MAN			
<input type="checkbox"/> FATHER	<input type="checkbox"/> SON-IN-LAW	<input type="checkbox"/> ROOMER			
<input type="checkbox"/> MOTHER	<input checked="" type="checkbox"/> DAUGHTER-IN-LAW	<input type="checkbox"/> SERVANT			
<input type="checkbox"/> GRANDSON	<input type="checkbox"/> BROTHER-IN-LAW	<input type="checkbox"/> OTHER (Specify)			
<input type="checkbox"/> GRANDDAUGHTER	<input type="checkbox"/> SISTER-IN-LAW				
<input type="checkbox"/> GRANDCHILD	<input type="checkbox"/> ORPHAN				

FORM 10-637
1910 CENSUS INDEX - INDIVIDUAL

U. S. DEPARTMENT OF COMMERCE
BUREAU OF THE CENSUS

W 300		NAME OF INDIVIDUAL		TEXAS		E.D.	SHEET
COLOR	W	AGE	20	Wade, Myrtle		224	152
COUNTY		BIRTHPLACE		Jenn		VOL.	
Schleicher						116	
ENUMERATED WITH							
Brey, Bettie							
RELATIONSHIP TO ABOVE							
<input type="checkbox"/> SON	<input type="checkbox"/> NEPHEW	<input type="checkbox"/> STEPSON					
<input checked="" type="checkbox"/> DAUGHTER	<input type="checkbox"/> NIECE	<input type="checkbox"/> STEPDAUGHTER					
<input type="checkbox"/> BROTHER	<input type="checkbox"/> FATHER-IN-LAW	<input type="checkbox"/> COUSIN					
<input type="checkbox"/> SISTER	<input type="checkbox"/> MOTHER-IN-LAW	<input type="checkbox"/> HIRED MAN					
<input type="checkbox"/> FATHER	<input type="checkbox"/> SON-IN-LAW	<input type="checkbox"/> ROOMER					
<input type="checkbox"/> MOTHER	<input type="checkbox"/> DAUGHTER-IN-LAW	<input type="checkbox"/> SERVANT					
<input type="checkbox"/> GRANDSON	<input type="checkbox"/> BROTHER-IN-LAW	<input type="checkbox"/> OTHER (Specify)					
<input type="checkbox"/> GRANDDAUGHTER	<input type="checkbox"/> SISTER-IN-LAW						
<input type="checkbox"/> GRANDCHILD	<input type="checkbox"/> ORPHAN						

FORM 10-637 (9-16-62)

1910 CENSUS INDEX - INDIVIDUAL

U.S. DEPARTMENT OF COMMERCE
BUREAU OF THE CENSUS

* GPO : 1962 O-641453

TEXAS

W 300		NAME OF INDIVIDUAL Wood Myrtle		E.O. 94	SHEET 387
COLOR 4	AGE 17	BIRTHPLACE Do		VOL. 108	
COUNTY Navarro		CITY			
ENUMERATED WITH Campbells W. H.					
RELATIONSHIP TO ABOVE					
<input type="checkbox"/> SON	<input type="checkbox"/> NEPHEW	<input type="checkbox"/> STEPSON			
<input type="checkbox"/> DAUGHTER	<input type="checkbox"/> NIECE	<input type="checkbox"/> STEPDAUGHTER			
<input type="checkbox"/> BROTHER	<input type="checkbox"/> FATHER-IN-LAW	<input type="checkbox"/> COUSIN			
<input type="checkbox"/> SISTER	<input type="checkbox"/> MOTHER-IN-LAW	<input type="checkbox"/> HIRED MAN			
<input type="checkbox"/> FATHER	<input type="checkbox"/> SON-IN-LAW	<input type="checkbox"/> ROOMER			
<input type="checkbox"/> MOTHER	<input type="checkbox"/> DAUGHTER-IN-LAW	<input type="checkbox"/> SERVANT			
<input type="checkbox"/> GRANDSON	<input type="checkbox"/> BROTHER-IN-LAW	<input type="checkbox"/> OTHER (Specify)			
<input type="checkbox"/> GRANDDAUGHTER	<input type="checkbox"/> SISTER-IN-LAW				
<input type="checkbox"/> GRANDCHILD	<input type="checkbox"/> ORPHAN				

FORM 10-637
1910 CENSUS INDEX - INDIVIDUALU. S. DEPARTMENT OF COMMERCE
BUREAU OF THE CENSUS

TEXAS

W 200	NAME OF INDIVIDUAL <i>Wesatt Myrtis</i>		E.D. <i>44</i>	SHEET <i>316</i>
COLOR <i>W</i>	AGE <i>2</i>	BIRTHPLACE	VOL. <i>35</i>	
COUNTY <i>Dallas</i>	CITY <i>Dallas</i>			
ENUMERATED WITH <i>Brazell Mary M.</i>				
RELATIONSHIP TO ABOVE				
<input type="checkbox"/> SON	<input type="checkbox"/> NEPHEW	<input type="checkbox"/> STEPSON		
<input type="checkbox"/> DAUGHTER	<input type="checkbox"/> NIECE	<input type="checkbox"/> STEPDAUGHTER		
<input type="checkbox"/> BROTHER	<input type="checkbox"/> FATHER-IN-LAW	<input type="checkbox"/> COUSIN		
<input type="checkbox"/> SISTER	<input type="checkbox"/> MOTHER-IN-LAW	<input type="checkbox"/> HIRED MAN		
<input type="checkbox"/> FATHER	<input type="checkbox"/> SON-IN-LAW	<input type="checkbox"/> ROOMER		
<input type="checkbox"/> MOTHER	<input type="checkbox"/> DAUGHTER-IN-LAW	<input type="checkbox"/> SERVANT		
<input type="checkbox"/> GRANDSON	<input type="checkbox"/> BROTHER-IN-LAW	<input type="checkbox"/> OTHER (Specify)		
<input checked="" type="checkbox"/> GRANDDAUGHTER	<input type="checkbox"/> SISTER-IN-LAW			
<input type="checkbox"/> GRANDCHILD	<input type="checkbox"/> ORPHAN			

FORM 10 637

1910 CENSUS INDEX - INDIVIDUAL

U. S. DEPARTMENT OF COMMERCE
BUREAU OF THE CENSUS

TEXAS

W300		NAME OF INDIVIDUAL Wood Myrah S		E.D. 40	SHEET 367
COLOR W	AGE 63	BIRTHPLACE N.Y.		VOL. 69	
COUNTY		Harris		CITY	
ENUMERATED WITH Dueser Robert					
RELATIONSHIP TO ABOVE					
<input type="checkbox"/> SON	<input type="checkbox"/> NEPHEW	<input type="checkbox"/> STEPSON			
<input type="checkbox"/> DAUGHTER	<input type="checkbox"/> NIECE	<input type="checkbox"/> STEPDAUGHTER			
<input type="checkbox"/> BROTHER	<input type="checkbox"/> FATHER-IN-LAW	<input type="checkbox"/> COUSIN			
<input type="checkbox"/> SISTER	<input checked="" type="checkbox"/> MOTHER-IN-LAW	<input type="checkbox"/> HIRED MAN			
<input type="checkbox"/> FATHER	<input type="checkbox"/> SON-IN-LAW	<input type="checkbox"/> ROOMER			
<input type="checkbox"/> MOTHER	<input type="checkbox"/> DAUGHTER-IN-LAW	<input type="checkbox"/> SERVANT			
<input type="checkbox"/> GRANDSON	<input type="checkbox"/> BROTHER-IN-LAW	<input type="checkbox"/> OTHER (Specify)			
<input type="checkbox"/> GRANDDAUGHTER	<input type="checkbox"/> SISTER-IN-LAW				
<input type="checkbox"/> GRANDCHILD	<input type="checkbox"/> ORPHAN				

FORM 10-637
1910 CENSUS INDEX - INDIVIDUAL

U.S. DEPARTMENT OF COMMERCE
BUREAU OF THE CENSUS

TEXAS

HEAD OF FAMILY		E.D.		SHEET	
White		77		268	
COLOR	AGE	BIRTHPLACE		VOL.	
B	26	J		83	
COUNTY	Petterson			CITY	
				Daumont	
OTHER MEMBERS OF FAMILY					
NAME		RELATIONSHIP	AGE	BIRTHPLACE	
Bessie May		W	11		
Brooks Natalie		D	9		
McDonald Martha		D	16		
Oliver		W	3		

FORM 10 636
1910 CENSUS INDEX - FAMILY

U. S. DEPARTMENT OF COMMERCE
BUREAU OF THE CENSUS

TEXAS

W300		NAME OF INDIVIDUAL W. Wite, Minetta		E.D. 27	SHEET 115
COLOR W. Wite	AGE 20	BIRTHPLACE		VOL. 11	
COUNTY Bexar			CITY San Antonio		
ENUMERATED WITH Harcouch, Guy					
RELATIONSHIP TO ABOVE					
<input type="checkbox"/> SON	<input type="checkbox"/> NEPHEW	<input type="checkbox"/> STEPSON			
<input type="checkbox"/> DAUGHTER	<input type="checkbox"/> NIECE	<input type="checkbox"/> STEPDAUGHTER			
<input type="checkbox"/> BROTHER	<input type="checkbox"/> FATHER-IN-LAW	<input type="checkbox"/> COUSIN			
<input type="checkbox"/> SISTER	<input type="checkbox"/> MOTHER-IN-LAW	<input type="checkbox"/> HIRED MAN			
<input type="checkbox"/> FATHER	<input type="checkbox"/> SON-IN-LAW	<input type="checkbox"/> ROOMER			
<input type="checkbox"/> MOTHER	<input type="checkbox"/> DAUGHTER-IN-LAW	<input type="checkbox"/> SERVANT			
<input type="checkbox"/> GRANDSON	<input type="checkbox"/> BROTHER-IN-LAW	<input checked="" type="checkbox"/> OTHER (Specify)			
<input type="checkbox"/> GRANDDAUGHTER	<input type="checkbox"/> SISTER-IN-LAW	<u>cook</u>			
<input type="checkbox"/> GRANDCHILD	<input type="checkbox"/> ORPHAN				

FORM 10-637
1910 CENSUS INDEX - INDIVIDUAL

U. S. DEPARTMENT OF COMMERCE
BUREAU OF THE CENSUS

TEXAS

W 300	HEAD OF FAMILY		White, Murray	E.D.	SHEET
COLOR W	AGE 45	BIRTHPLACE Miss.		VOL.	98
COUNTY Wheeler	CITY Mart				
OTHER MEMBERS OF FAMILY					
NAME		RELATIONSHIP	AGE	BIRTHPLACE	
Kittie		w	39	Ky.	
Anna		D	15		
Jimmie		S	13		
Fressie		D	11		
Berta		D	9		
Ethel		S	6		
(not reported)		D	5		

FORM 10 636

1910 CENSUS INDEX - FAMILY 1 Bo.

U. S. DEPARTMENT OF COMMERCE
BUREAU OF THE CENSUS

TEXAS

W 300	NAME OF INDIVIDUAL Wood Murray		E.O. 175	SHEET 577
COLOR w	AGE 29	BIRTHPLACE	VOL. 110	
COUNTY Nolan		CITY Sweetwater		
ENUMERATED WITH		Henderson, Ben		
RELATIONSHIP TO ABOVE				
<input type="checkbox"/> SON <input type="checkbox"/> DAUGHTER <input type="checkbox"/> BROTHER <input type="checkbox"/> SISTER <input type="checkbox"/> FATHER <input type="checkbox"/> MOTHER <input type="checkbox"/> GRANDSON <input type="checkbox"/> GRANDDAUGHTER <input type="checkbox"/> GRANDCHILD		<input type="checkbox"/> NEPHEW <input type="checkbox"/> NIECE <input type="checkbox"/> FATHER-IN-LAW <input type="checkbox"/> MOTHER-IN-LAW <input type="checkbox"/> SON-IN-LAW <input type="checkbox"/> DAUGHTER-IN-LAW <input type="checkbox"/> BROTHER-IN-LAW <input type="checkbox"/> SISTER-IN-LAW <input type="checkbox"/> ORPHAN		
		<input type="checkbox"/> STEPSON <input type="checkbox"/> STEPDAUGHTER <input type="checkbox"/> COUSIN <input type="checkbox"/> HIRED MAN <input checked="" type="checkbox"/> ROOMER <input type="checkbox"/> SERVANT <input type="checkbox"/> OTHER (Specify)		

FORM 10-637
1910 CENSUS INDEX - INDIVIDUAL

U. S. DEPARTMENT OF COMMERCE
BUREAU OF THE CENSUS

TEXAS

6300		NAME OF INDIVIDUAL Wyatt Murphy		E.D. 240	SHEET 26
COLOR W	AGE 32	BIRTHPLACE Miss		VOL. 142	
COUNTY Wilbarger		CITY			
ENUMERATED WITH Leake Joseph F					
RELATIONSHIP TO ABOVE					
<input checked="" type="checkbox"/> SON	<input type="checkbox"/> NEPHEW	<input type="checkbox"/> STEPSON			
<input type="checkbox"/> DAUGHTER	<input type="checkbox"/> NIECE	<input type="checkbox"/> STEPDAUGHTER			
<input type="checkbox"/> BROTHER	<input type="checkbox"/> FATHER-IN-LAW	<input type="checkbox"/> COUSIN			
<input type="checkbox"/> SISTER	<input type="checkbox"/> MOTHER-IN-LAW	<input type="checkbox"/> HIRED MAN			
<input type="checkbox"/> FATHER	<input type="checkbox"/> SON-IN-LAW	<input checked="" type="checkbox"/> ROOMER			
<input type="checkbox"/> MOTHER	<input type="checkbox"/> DAUGHTER-IN-LAW	<input type="checkbox"/> SERVANT			
<input type="checkbox"/> GRANDSON	<input type="checkbox"/> BROTHER-IN-LAW	<input type="checkbox"/> OTHER (Specify)			
<input type="checkbox"/> GRANDDAUGHTER	<input type="checkbox"/> SISTER-IN-LAW				
<input type="checkbox"/> GRANDCHILD	<input type="checkbox"/> ORPHAN				

FORM BC-627 (6-5-67)
FORMERLY 10-637

U.S. DEPARTMENT OF COMMERCE
BUREAU OF THE CENSUS

1910 CENSUS INDEX - INDIVIDUAL

TEXAS

W300	NAME OF INDIVIDUAL <i>White Thomas</i>		E.O. 90	SHEET 364
COLOR <i>W</i>	AGE <i>14</i>	BIRTHPLACE	VOL. <i>125</i>	
COUNTY <i>Tarrant</i>		CITY		
ENUMERATED WITH <i>White Mary C. Jane</i>				
RELATIONSHIP TO ABOVE				
<input type="checkbox"/> SON	<input type="checkbox"/> NEPHEW	<input type="checkbox"/> STEPSON		
<input type="checkbox"/> DAUGHTER	<input type="checkbox"/> NIECE	<input type="checkbox"/> STEPDAUGHTER		
<input type="checkbox"/> BROTHER	<input type="checkbox"/> FATHER-IN-LAW	<input type="checkbox"/> COUSIN		
<input type="checkbox"/> SISTER	<input type="checkbox"/> MOTHER-IN-LAW	<input type="checkbox"/> HIRED MAN		
<input type="checkbox"/> FATHER	<input type="checkbox"/> SON-IN-LAW	<input type="checkbox"/> ROOMER		
<input type="checkbox"/> MOTHER	<input type="checkbox"/> DAUGHTER-IN-LAW	<input type="checkbox"/> SERVANT		
<input type="checkbox"/> GRANDSON	<input type="checkbox"/> BROTHER-IN-LAW	<input type="checkbox"/> OTHER (Specify)		
<input checked="" type="checkbox"/> GRANDDAUGHTER	<input type="checkbox"/> SISTER-IN-LAW	_____		
<input type="checkbox"/> GRANDCHILD	<input type="checkbox"/> ORPHAN			

FORM 10-637
1910 CENSUS INDEX - INDIVIDUAL

U. S. DEPARTMENT OF COMMERCE
BUREAU OF THE CENSUS

TEXAS

W300	HEAD OF FAMILY White Truff		E.O. 73	SHEET 99
COLOR W	AGE 54	BIRTHPLACE	VOL. 125	
COUNTY	Smith		CITY	
OTHER MEMBERS OF FAMILY				
NAME		RELATIONSHIP	AGE	BIRTHPLACE
1. Posey		W	52	
Hamilton Lambie		M L	86	Pa.
Bright Barwick		P	28	
L. Nettie		S D	9	

FORM 10-636
1910 CENSUS INDEX - FAMILY

U. S. DEPARTMENT OF COMMERCE
BUREAU OF THE CENSUS

TEXAS

- W 306		HEAD OF FAMILY		E.D.	SHEET
		Wood Munroe		183	68
COLOR	AGE	BIRTHPLACE		VOL.	
W	63	T. C.		99	
COUNTY			CITY		
McLennan					
OTHER MEMBERS OF FAMILY					
NAME		RELATIONSHIP	AGE	BIRTHPLACE	
Sarah		W	55	La.	
Ellie		D	19		
Isaac		S	17		

FORM 10 636
1910 CENSUS INDEX - FAMILY

U. S. DEPARTMENT OF COMMERCE
BUREAU OF THE CENSUS

TEXAS

NAME OF INDIVIDUAL <i>White Murch</i>		E.O. <i>44</i>	SHEET <i>220</i>
COLOR <i>B</i>	AGE <i>48</i>	BIRTHPLACE	VOL. <i>69</i>
COUNTY <i>Harris</i>		CITY <i>Houston Heights</i>	
ENUMERATED WITH <i>Mc Coy Reside</i>			
RELATIONSHIP TO ABOVE			
<input type="checkbox"/> SON	<input type="checkbox"/> NEPHEW	<input type="checkbox"/> STEPSON	
<input checked="" type="checkbox"/> DAUGHTER	<input type="checkbox"/> NIECE	<input type="checkbox"/> STEPDAUGHTER	
<input type="checkbox"/> BROTHER	<input type="checkbox"/> FATHER-IN-LAW	<input type="checkbox"/> COUSIN	
<input type="checkbox"/> SISTER	<input type="checkbox"/> MOTHER-IN-LAW	<input type="checkbox"/> HIRED MAN	
<input type="checkbox"/> FATHER	<input type="checkbox"/> SON-IN-LAW	<input type="checkbox"/> ROOMER	
<input type="checkbox"/> MOTHER	<input type="checkbox"/> DAUGHTER-IN-LAW	<input type="checkbox"/> SERVANT	
<input type="checkbox"/> GRANDSON	<input type="checkbox"/> BROTHER-IN-LAW	<input type="checkbox"/> OTHER (Specify)	
<input type="checkbox"/> GRANDDAUGHTER	<input type="checkbox"/> SISTER-IN-LAW		
<input type="checkbox"/> GRANDCHILD	<input type="checkbox"/> ORPHAN		

FORM 10-637
1910 CENSUS INDEX - INDIVIDUAL

U. S. DEPARTMENT OF COMMERCE
BUREAU OF THE CENSUS

TEXAS

66300	HEAD OF FAMILY Wade, Mother		E.D. 94	SHEET 252
COLOR B	AGE 22	BIRTHPLACE	VOL. 109	
COUNTY Nacogdoches		CITY		
OTHER MEMBERS OF FAMILY				
NAME	RELATIONSHIP	AGE	BIRTHPLACE	
Eva	W	19		
Posie	D	2		
Luther	B	1/2		

FORM 10-636
1910 CENSUS INDEX - FAMILY

U.S. DEPARTMENT OF COMMERCE
BUREAU OF THE CENSUS

TEXAS

12307		NAME OF INDIVIDUAL White, Moses W -		E.D. 45	SHEET 262
COLOR Mu	AGE 2/12	BIRTHPLACE		VOL. 38	
COUNTY De Witt		CITY Yoakum			
ENUMERATED WITH Jackson, Mandy					
RELATIONSHIP TO ABOVE					
<input type="checkbox"/> SON	<input type="checkbox"/> NEPHEW	<input type="checkbox"/> STEPSON			
<input type="checkbox"/> DAUGHTER	<input type="checkbox"/> NIECE	<input type="checkbox"/> STEPDAUGHTER			
<input type="checkbox"/> BROTHER	<input type="checkbox"/> FATHER-IN-LAW	<input type="checkbox"/> COUSIN			
<input type="checkbox"/> SISTER	<input type="checkbox"/> MOTHER-IN-LAW	<input type="checkbox"/> HIRED MAN			
<input type="checkbox"/> FATHER	<input type="checkbox"/> SON-IN-LAW	<input type="checkbox"/> ROOMER			
<input type="checkbox"/> MOTHER	<input type="checkbox"/> DAUGHTER-IN-LAW	<input type="checkbox"/> SERVANT			
<input checked="" type="checkbox"/> GRANDSON	<input type="checkbox"/> BROTHER-IN-LAW	<input type="checkbox"/> OTHER (Specify)			
<input type="checkbox"/> GRANDDAUGHTER	<input type="checkbox"/> SISTER-IN-LAW				
<input type="checkbox"/> GRANDCHILD	<input type="checkbox"/> ORPHAN				

FORM 10-637

1910 CENSUS INDEX - INDIVIDUAL

U.S. DEPARTMENT OF COMMERCE
BUREAU OF THE CENSUS

TEXAS

W300		HEAD OF FAMILY		Wood Moses L		E.D.	SHEET
W		AGE	BIRTHPLACE			30	16
COUNTY		37	ga -			VOL. 27	
			Collin	CITY			
OTHER MEMBERS OF FAMILY							
NAME		RELATIONSHIP	AGE	BIRTHPLACE			
Emily D		W	26				
Haley		D	7				
Hester		D	5				
Clara		S	4				
Maudie		D	4				
Cleo		D	1/2				

FORM 10-636
1910 CENSUS INDEX - FAMILY

U.S. DEPARTMENT OF COMMERCE
BUREAU OF THE CENSUS

TEXAS

-11300		HEAD OF FAMILY		E.D.	SHEET
		W. West Mason J.		49	59
COLOR	AGE	BIRTHPLACE		VOL.	
W	52	-		71	
COUNTY			CITY		
Harrison			Marshall		
OTHER MEMBERS OF FAMILY					
NAME		RELATIONSHIP	AGE	BIRTHPLACE	
1 Maud E.		W	31		
4 - 1 Son					

FORM 10-636
1910 CENSUS INDEX - FAMILY

U. S. DEPARTMENT OF COMMERCE
BUREAU OF THE CENSUS

TEXAS

66360	HEAD OF FAMILY Wheat, Moses H.		E.D. 45	SHEET 180
COLOR -W	AGE 46	BIRTHPLACE Ava	VOL. 71	
COUNTY Harrison		CITY Marshall		
OTHER MEMBERS OF FAMILY				
NAME		RELATIONSHIP	AGE	BIRTHPLACE
F. O. E.		W.	35	

FORM 10 636
1910 CENSUS INDEX - FAMILY

U. S. DEPARTMENT OF COMMERCE
BUREAU OF THE CENSUS

TEXAS

W300	HEAD OF FAMILY		Wyatt Moses A		E.D.	SHEET
COLOR	W	AGE	43	BIRTHPLACE	59	10
COUNTY	Cooke			CITY	VOL.	31
OTHER MEMBERS OF FAMILY						
	NAME	RELATIONSHIP	AGE	BIRTHPLACE		
	Wiles	W	36			
	Lizzy	D	17	Okla		
	Minnie	D	15	Okla		
	Lily	D	11			
	Hobson	S	8			
	Booker - Rufus	SS	15			
	Retta	S.D	14			

FORM 10-636A
1910 CENSUS INDEX - INDIVIDUAL

U.S. DEPARTMENT OF COMMERCE
BUREAU OF THE CENSUS

TEXAS

W 300	NAME OF INDIVIDUAL White Moses		E.C. 44	SHEET 89
COLOR B	AGE 17	BIRTHPLACE	VOL. 35	
COUNTY Galveston		CITY Galveston		
ENUMERATED WITH King James				
RELATIONSHIP TO ABOVE				
<input checked="" type="checkbox"/> SON	<input type="checkbox"/> NEPHEW	<input type="checkbox"/> STEPSON		
<input type="checkbox"/> DAUGHTER	<input type="checkbox"/> NIECE	<input type="checkbox"/> STEPDAUGHTER		
<input type="checkbox"/> BROTHER	<input type="checkbox"/> FATHER-IN-LAW	<input type="checkbox"/> COUSIN		
<input type="checkbox"/> SISTER	<input type="checkbox"/> MOTHER-IN-LAW	<input type="checkbox"/> HIRED MAN		
<input type="checkbox"/> FATHER	<input type="checkbox"/> SON-IN-LAW	<input type="checkbox"/> ROOMER		
<input type="checkbox"/> MOTHER	<input type="checkbox"/> DAUGHTER-IN-LAW	<input type="checkbox"/> SERVANT		
<input type="checkbox"/> GRANDSON	<input type="checkbox"/> BROTHER-IN-LAW	<input type="checkbox"/> OTHER (Specify)		
<input type="checkbox"/> GRANDDAUGHTER	<input type="checkbox"/> SISTER-IN-LAW			
<input type="checkbox"/> GRANDCHILD	<input type="checkbox"/> ORPHAN			

FORM 10-637

1910 CENSUS INDEX - INDIVIDUAL

U. S. DEPARTMENT OF COMMERCE
BUREAU OF THE CENSUS

TEXAS

W. 300	HEAD OF FAMILY White Mover		E. D. 38	SHEET 62
COLOR M.	AGE 36	BIRTHPLACE -	VOL. 55	
COUNTY	CITY			
OTHER MEMBERS OF FAMILY				
	NAME	RELATION- SHIP	AGE	BIRTHPLACE
	Lottie	W.	37	

FORM 10.636
1910 CENSUS INDEX - FAMILY

U. S. DEPARTMENT OF COMMERCE
BUREAU OF THE CENSUS

10300		HEAD OF FAMILY			TEXAS	
COLOR	W.	AGE	BIRTHPLACE		E.D.	SHEET
COUNTY	Denton	54	Tenn		93	208
				CITY	VOL. 40	
OTHER MEMBERS OF FAMILY						
NAME		RELATIONSHIP	AGE	BIRTHPLACE		
Margaret		W	68	Tenn		

FORM 10-636
1910 CENSUS INDEX - FAMILY

U.S. DEPARTMENT OF COMMERCE
BUREAU OF THE CENSUS

TEXAS

W300		HEAD OF FAMILY		E.O.	SHEET
W		White Mason		63	57
COLOR	AGE	BIRTHPLACE		VOL.	
	21			52	
COUNTY		Fayette		CITY	
OTHER MEMBERS OF FAMILY					
	NAME	RELATIONSHIP	AGE	BIRTHPLACE	
	Wida	W	20		
	Ala	D	2		

U.S. DEPARTMENT OF COMMERCE
BUREAU OF THE CENSUSFORM
191010-636
CENSUS INDEX - FAMILY

TEXAS

W 300	HEAD OF FAMILY White Moss		E.D. 56	SHEET 325
COLOR B	AGE 35	BIRTHPLACE		VOL. 43
COUNTY Fannin		CITY		
OTHER MEMBERS OF FAMILY				
NAME		RELATIONSHIP	AGE	BIRTHPLACE
Alice		W	25	
Roy		S	12	
D. Matson		S	8	
Mary		S	5	
Zelia		D	3	
John		S	1/2	
E. Ha		D	14	

FORM 10-636A

1910 CENSUS INDEX - INDIVIDUAL

U.S. DEPARTMENT OF COMMERCE
BUREAU OF THE CENSUS

TEXAS

W 300	HEAD OF FAMILY <i>White, Moses</i>		E.D. 177	SHEET 239
COLOR B	AGE 47	BIRTHPLACE	VOL. 119	
COUNTY	Rockwall		CITY	
OTHER MEMBERS OF FAMILY				
NAME		RELATIONSHIP	AGE	BIRTHPLACE
<i>Mary</i>		<i>w</i>	<i>43</i>	
<i>Minnie</i>		<i>D</i>	<i>31</i>	
<i>Wade</i>		<i>S</i>	<i>18</i>	
<i>Garfield</i>		<i>S</i>	<i>16</i>	
<i>Neal</i>		<i>S</i>	<i>14</i>	
<i>Eva</i>		<i>D</i>	<i>12</i>	
<i>Alfred</i>		<i>S</i>	<i>9</i>	

FORM 10-636A
1910 CENSUS INDEX - INDIVIDUAL

U.S. DEPARTMENT OF COMMERCE
BUREAU OF THE CENSUS

TEXAS

W 300	HEAD OF FAMILY Wijatt, Moses	E.D. 2	SHEET 2
COLOR B	AGE 35	BIRTHPLACE VOL. 3	
COUNTY Austin	CITY		
OTHER MEMBERS OF FAMILY			
	NAME	RELATIONSHIP	AGE
	Frankie J	W	35
	Clyton	S	11
	Moses	S	9
	Raymond F	S	7
	Sidney	S	5
	Edgar	S	3
	James L	S	1

FORM 10-636A

1910 CENSUS INDEX - INDIVIDUAL

U.S. DEPARTMENT OF COMMERCE
BUREAU OF THE CENSUS

TEXAS

W 300		HEAD OF FAMILY		E. OF	SHEET
		White Moses		35	273
COLOR	AGE	BIRTHPLACE		VOL.	
ma	46			94	
COUNTY			CITY		
Limestone					
OTHER MEMBERS OF FAMILY					
NAME		RELATIONSHIP	AGE	BIRTHPLACE	
1 Lonnie		S	19		
George		S	11		
John		B	46		
Columbus		N	12		
2 N.V.			1		
2 Roe					

FORM 10-636
1910 CENSUS INDEX - FAMILY

U. S. DEPARTMENT OF COMMERCE
BUREAU OF THE CENSUS

TEXAS

14-500		HEAD OF FAMILY <i>Wyatt Wise H</i>			E.D. <i>283</i>	SHEET <i>438</i>
COLOR <i>W</i>	AGE <i>77</i>	BIRTHPLACE			VOL. <i>132-</i>	
COUNTY <i>W</i>	Tom Green			CITY <i>San Angelo</i>		
OTHER MEMBERS OF FAMILY						
NAME		RELATIONSHIP	AGE	BIRTHPLACE		
<i>Wally</i>		<i>W</i>	<i>31</i>			
<i>Jesse</i>		<i>W</i>	<i>2</i>			

FORM. 10 636
1910 CENSUS INDEX - FAMILY

U. S. DEPARTMENT OF COMMERCE
BUREAU OF THE CENSUS

TEXAS

11300		HEAD OF FAMILY Wade Mason A		E.O. 85	SHEET 49
COLOR W	AGE 27	BIRTHPLACE		VOL. 59	
COUNTY		Gonzales		CITY	
OTHER MEMBERS OF FAMILY					
NAME		RELATIONSHIP	AGE	BIRTHPLACE	
T. Stills		W	27		

FORM 10-636

1910 CENSUS INDEX - FAMILY

U. S. DEPARTMENT OF COMMERCE
BUREAU OF THE CENSUS

12300		HEAD OF FAMILY		TEXAS	
COLOR	B.	AGE	30	BIRTHPLACE	Miss.
COUNTY					
				CITY	
					E.D. 160
					SHEET 214
					VOL. 147
OTHER MEMBERS OF FAMILY					
NAME	RELATIONSHIP	AGE	BIRTHPLACE		
Parute	W.	30			
Wilbert	S.	16			
Harvey	D.	14			
Eugene	S.	11			
J. Rose	S.	6			
Henry	S.	4			

FORM 10 638
1910 CENSUS INDEX - FAMILY

U.S. DEPARTMENT OF COMMERCE
BUREAU OF THE CENSUS

TEXAS

11300		HEAD OF FAMILY <i>White, Miss</i>		E.D.	SHEET
COLOR 3	AGE 45	BIRTHPLACE		325	5
COUNTY			CITY	VOL. 28	
Colorado					
OTHER MEMBERS OF FAMILY					
NAME		RELATIONSHIP	AGE	BIRTHPLACE	
<i>Minnie</i>		<i>W</i>	<i>44</i>		
<i>Barbara</i>		<i>D</i>	<i>21</i>		
<i>Juliet</i>		<i>D</i>	<i>16</i>		
<i>Henry</i>		<i>S</i>	<i>15</i>		
<i>Aileen, Miss</i>		<i>CS</i>	<i>3</i>		

FORM 10-838

1910 CENSUS INDEX - FAMILY

U.S. DEPARTMENT OF COMMERCE
BUREAU OF THE CENSUS

TEXAS

W300	HEAD OF FAMILY White Mose		E.D. 152	SHEET 305
COLOR: B	AGE 49	BIRTHPLACE Va	VOL. 123	
COUNTY Victoria		CITY		
OTHER MEMBERS OF FAMILY				
NAME		RELATIONSHIP	AGE	BIRTHPLACE
Rosanna		W	48	
Marion		D	25	
Harriet		D	16	
Moses		S	14	
Londrey		S	12	
Beniah		D	10	
Willie		S	8	

FORM 10-636A

1910 CENSUS INDEX - FAMILY

U.S. DEPARTMENT OF COMMERCE
BUREAU OF THE CENSUS

TEXAS

W. 3000		NAME OF INDIVIDUAL <i>White Mose</i>		E.D. <i>41</i>	SHEET <i>424</i>
COLOR <i>B</i>	AGE <i>26</i>	BIRTHPLACE <i>La</i>		VOL. <i>35</i>	
COUNTY <i>Dallas</i>			CITY <i>Dallas</i>		
ENUMERATED WITH <i>Sumerton Rosa</i>					
RELATIONSHIP TO ABOVE					
<input checked="" type="checkbox"/> SON	<input type="checkbox"/> NEPHEW	<input type="checkbox"/> STEPSON			
<input type="checkbox"/> DAUGHTER	<input type="checkbox"/> NIECE	<input type="checkbox"/> STEPDAUGHTER			
<input type="checkbox"/> BROTHER	<input type="checkbox"/> FATHER-IN-LAW	<input type="checkbox"/> COUSIN			
<input type="checkbox"/> SISTER	<input type="checkbox"/> MOTHER-IN-LAW	<input type="checkbox"/> HIRED MAN			
<input type="checkbox"/> FATHER	<input type="checkbox"/> SON-IN-LAW	<input type="checkbox"/> ROOMER			
<input type="checkbox"/> MOTHER	<input type="checkbox"/> DAUGHTER-IN-LAW	<input type="checkbox"/> SERVANT			
<input type="checkbox"/> GRANDSON	<input type="checkbox"/> BROTHER-IN-LAW	<input type="checkbox"/> OTHER (<i>Specify</i>)			
<input type="checkbox"/> GRANDDAUGHTER	<input type="checkbox"/> SISTER-IN-LAW				
<input type="checkbox"/> GRANDCHILD	<input type="checkbox"/> ORPHAN				

FORM 10-637
1910 CENSUS INDEX - INDIVIDUAL

U.S. DEPARTMENT OF COMMERCE
BUREAU OF THE CENSUS

TEXAS

W300		NAME OF INDIVIDUAL <i>White Mosd</i>		E.D. 16	SHEET 3
COLOR W	AGE 22	BIRTHPLACE		VOL. 29	
COUNTY Comanche		CITY			
ENUMERATED WITH <i>Brannon A O.</i>					
RELATIONSHIP TO ABOVE					
<input type="checkbox"/> SON	<input type="checkbox"/> NEPHEW	<input type="checkbox"/> STEPSON			
<input type="checkbox"/> DAUGHTER	<input type="checkbox"/> NIECE	<input type="checkbox"/> STEPDAUGHTER			
<input checked="" type="checkbox"/> BROTHER	<input type="checkbox"/> FATHER-IN-LAW	<input type="checkbox"/> COUSIN			
<input type="checkbox"/> SISTER	<input type="checkbox"/> MOTHER-IN-LAW	<input type="checkbox"/> HIRED MAN			
<input type="checkbox"/> FATHER	<input type="checkbox"/> SON-IN-LAW	<input type="checkbox"/> ROOMER			
<input type="checkbox"/> MOTHER	<input type="checkbox"/> DAUGHTER-IN-LAW	<input type="checkbox"/> SERVANT			
<input type="checkbox"/> GRANDSON	<input type="checkbox"/> BROTHER-IN-LAW	<input type="checkbox"/> OTHER (<i>Specify</i>)			
<input type="checkbox"/> GRANDDAUGHTER	<input type="checkbox"/> SISTER-IN-LAW				
<input type="checkbox"/> GRANDCHILD	<input type="checkbox"/> ORPHAN				

FORM 10-837
1910 CENSUS INDEX - INDIVIDUAL

U.S. DEPARTMENT OF COMMERCE
BUREAU OF THE CENSUS

TEXAS

W300	NAME OF INDIVIDUAL Wheat Morris		E.D. 101	SHEET 352
COLOR W	AGE 51	BIRTHPLACE		VOL. 39
COUNTY Gonzales		CITY		
ENUMERATED WITH Wheat Mike C.				
RELATIONSHIP TO ABOVE				
<input type="checkbox"/> SON	<input type="checkbox"/> NEPHEW	<input type="checkbox"/> STEPSON		
<input type="checkbox"/> DAUGHTER	<input type="checkbox"/> NIECE	<input type="checkbox"/> STEPDAUGHTER		
<input checked="" type="checkbox"/> BROTHER	<input type="checkbox"/> FATHER-IN-LAW	<input type="checkbox"/> COUSIN		
<input type="checkbox"/> SISTER	<input type="checkbox"/> MOTHER-IN-LAW	<input type="checkbox"/> HIRED MAN		
<input type="checkbox"/> FATHER	<input type="checkbox"/> SON-IN-LAW	<input type="checkbox"/> ROOMER		
<input type="checkbox"/> MOTHER	<input type="checkbox"/> DAUGHTER-IN-LAW	<input type="checkbox"/> SERVANT		
<input type="checkbox"/> GRANDSON	<input type="checkbox"/> BROTHER-IN-LAW	<input type="checkbox"/> OTHER (Specify)		
<input type="checkbox"/> GRANDDAUGHTER	<input type="checkbox"/> SISTER-IN-LAW			
<input type="checkbox"/> GRANDCHILD	<input type="checkbox"/> ORPHAN			

FORM 10-637
1910 CENSUS INDEX - INDIVIDUAL

U. S. DEPARTMENT OF COMMERCE
BUREAU OF THE CENSUS

TEXAS

11300		HEAD OF FAMILY		E.D.	SHEET
		White Morris		54	144
COLOR	AGE	BIRTHPLACE		VOL.	
B	56			71	
COUNTY	Harrison			CITY	
OTHER MEMBERS OF FAMILY					
	NAME	RELATIONSHIP	AGE	BIRTHPLACE	
-	Crisp	W	48		
	Laura	D	15		
	Martha	D	20		
-	Alvessa	S	5		
-	Raymond	S	4		

FORM 10 836
1910 CENSUS INDEX - FAMILY

U. S. DEPARTMENT OF COMMERCE
BUREAU OF THE CENSUS

TEXAS

W 300	HEAD OF FAMILY		E.D.	SHEET
	White, Morton F		136	8
COLOR	AGE	BIRTHPLACE	VOL.	
CC	42		86	
COUNTY	JONES		CITY	
			Stamford	
OTHER MEMBERS OF FAMILY				
	NAME	RELATIONSHIP	AGE	BIRTHPLACE
	Mrs. A	W	32	MO
	David T	S	8	1
	Jessie E	D	4/12	

FORM 10 336
1910 CENSUS INDEX - FAMILY

U.S. DEPARTMENT OF COMMERCE
BUREAU OF THE CENSUS

TEXAS

435	HEAD OF FAMILY		E.D.	SHEET
	W. C. - Martin		153	17
COLOR	AGE	BIRTHPLACE	VOL.	
R.	25	Victoria	123	
COUNTY	CITY			
OTHER MEMBERS OF FAMILY				
	NAME	RELATIONSHIP	AGE	BIRTHPLACE
/	Mary-Beie	W	25	-
/	Helena	D	2	
/	Lie Otta	Sid	16	

FORM 10 636
1910 CENSUS INDEX - FAMILY

U. S. DEPARTMENT OF COMMERCE
BUREAU OF THE CENSUS

TEXAS

W 300		NAME OF INDIVIDUAL Wood		Merrah		E.D.	SHEET
COLOR B		AGE 60	BIRTHPLACE Va.		VOL.		274 67
COUNTY Harris			CITY Houston				
ENUMERATED WITH Collins							
RELATIONSHIP TO ABOVE Thomson							
<input type="checkbox"/> SON	<input type="checkbox"/> NEPHEW	<input type="checkbox"/> STEPSON					
<input type="checkbox"/> DAUGHTER	<input type="checkbox"/> NIECE	<input type="checkbox"/> STEPDAUGHTER					
<input type="checkbox"/> BROTHER	<input type="checkbox"/> FATHER-IN-LAW	<input type="checkbox"/> COUSIN					
<input type="checkbox"/> SISTER	<input type="checkbox"/> MOTHER-IN-LAW	<input type="checkbox"/> HIRED MAN					
<input type="checkbox"/> FATHER	<input type="checkbox"/> SON-IN-LAW	<input type="checkbox"/> ROOMER					
<input type="checkbox"/> MOTHER	<input type="checkbox"/> DAUGHTER-IN-LAW	<input type="checkbox"/> SERVANT					
<input type="checkbox"/> GRANDSON	<input type="checkbox"/> BROTHER-IN-LAW	<input type="checkbox"/> OTHER (Specify)					
<input type="checkbox"/> GRANDDAUGHTER	<input type="checkbox"/> SISTER-IN-LAW	<u> L. M. </u>					
<input type="checkbox"/> GRANDCHILD	<input type="checkbox"/> ORPHAN						

FORM 10 637
1910 CENSUS INDEX - INDIVIDUAL

U. S. DEPARTMENT OF COMMERCE
BUREAU OF THE CENSUS

TEXAS

W300	NAME OF INDIVIDUAL Wade Morgan		E.D. 36	SHEET 86
COLOR W	AGE 9	BIRTHPLACE	VOL. 73	
COUNTY Hood		CITY 1		
ENUMERATED WITH Lewis Zack				
RELATIONSHIP TO ABOVE				
<input type="checkbox"/> SON	<input type="checkbox"/> NEPHEW	<input type="checkbox"/> STEPSON		
<input type="checkbox"/> DAUGHTER	<input type="checkbox"/> NIECE	<input type="checkbox"/> STEPDAUGHTER		
<input type="checkbox"/> BROTHER	<input type="checkbox"/> FATHER-IN-LAW	<input type="checkbox"/> COUSIN		
<input type="checkbox"/> SISTER	<input type="checkbox"/> MOTHER-IN-LAW	<input type="checkbox"/> HIRED MAN		
<input type="checkbox"/> FATHER	<input type="checkbox"/> SON-IN-LAW	<input type="checkbox"/> ROOMER		
<input type="checkbox"/> MOTHER	<input type="checkbox"/> DAUGHTER-IN-LAW	<input type="checkbox"/> SERVANT		
<input checked="" type="checkbox"/> GRANDSON	<input type="checkbox"/> BROTHER-IN-LAW	<input type="checkbox"/> OTHER (Specify)		
<input type="checkbox"/> GRANDDAUGHTER	<input type="checkbox"/> SISTER-IN-LAW			
<input type="checkbox"/> GRANDCHILD	<input type="checkbox"/> ORPHAN			

FORM 10-537
1910 CENSUS INDEX - INDIVIDUAL

U. S. DEPARTMENT OF COMMERCE
BUREAU OF THE CENSUS

TEXAS

W300	NAME OF INDIVIDUAL <i>Wadey Montoague</i>		E.D. <i>47</i>	SHEET <i>276</i>
COLOR <i>W</i>	AGE <i>21</i>	BIRTHPLACE <i>Eng</i>	VOL. <i>34</i>	
COUNTY	<i>Dallas</i>		CITY <i>Dallas</i>	
ENUMERATED WITH <i>Lawler Naomi</i>				
RELATIONSHIP TO ABOVE				
<input type="checkbox"/> SON	<input type="checkbox"/> NEPHEW	<input type="checkbox"/> STEPSON		
<input type="checkbox"/> DAUGHTER	<input type="checkbox"/> NIECE	<input type="checkbox"/> STEPDAUGHTER		
<input type="checkbox"/> BROTHER	<input type="checkbox"/> FATHER-IN-LAW	<input type="checkbox"/> COUSIN		
<input type="checkbox"/> SISTER	<input type="checkbox"/> MOTHER-IN-LAW	<input type="checkbox"/> HIRED MAN		
<input type="checkbox"/> FATHER	<input type="checkbox"/> SON-IN-LAW	<input checked="" type="checkbox"/> ROOMER		
<input type="checkbox"/> MOTHER	<input type="checkbox"/> DAUGHTER-IN-LAW	<input type="checkbox"/> SERVANT		
<input type="checkbox"/> GRANDSON	<input type="checkbox"/> BROTHER-IN-LAW	<input type="checkbox"/> OTHER (<i>Specify</i>)		
<input type="checkbox"/> GRANDDAUGHTER	<input type="checkbox"/> SISTER-IN-LAW			
<input type="checkbox"/> GRANDCHILD	<input type="checkbox"/> ORPHAN			

FORM 10-637
1910 CENSUS INDEX - INDIVIDUAL

U.S. DEPARTMENT OF COMMERCE
BUREAU OF THE CENSUS

TEXAS

16300		HEAD OF FAMILY		E.D.	SHEET
W		White		241	104
COLOR	AGE	BIRTHPLACE		VOL.	
	34			126	
COUNTY	Shackelford			CITY	
OTHER MEMBERS OF FAMILY					
NAME		RELATIONSHIP	AGE	BIRTHPLACE	
1 Rosa		W	21		

FORM 10 636
1910 CENSUS INDEX - FAMILY

U. S. DEPARTMENT OF COMMERCE
BUREAU OF THE CENSUS

TEXAS

W300	NAME OF INDIVIDUAL <i>White Monterey</i>		E.D. 25	SHEET 40
COLOR <i>W</i>	AGE 11	BIRTHPLACE		VOL. 11
COUNTY Bexar		CITY San Antonio		
ENUMERATED WITH <i>Gregg Amanda J</i>				
RELATIONSHIP TO ABOVE				
<input type="checkbox"/> SON	<input type="checkbox"/> NEPHEW	<input type="checkbox"/> STEPSON		
<input type="checkbox"/> DAUGHTER	<input checked="" type="checkbox"/> WIFE	<input type="checkbox"/> STEPDAUGHTER		
<input type="checkbox"/> BROTHER	<input type="checkbox"/> FATHER-IN-LAW	<input type="checkbox"/> COUSIN		
<input type="checkbox"/> SISTER	<input type="checkbox"/> MOTHER-IN-LAW	<input type="checkbox"/> HIRED MAN		
<input type="checkbox"/> FATHER	<input type="checkbox"/> SON-IN-LAW	<input type="checkbox"/> ROOMER		
<input type="checkbox"/> MOTHER	<input type="checkbox"/> DAUGHTER-IN-LAW	<input type="checkbox"/> SERVANT		
<input type="checkbox"/> GRANDSON	<input type="checkbox"/> BROTHER-IN-LAW	<input type="checkbox"/> OTHER (Specify)		
<input type="checkbox"/> GRANDDAUGHTER	<input type="checkbox"/> SISTER-IN-LAW			
<input type="checkbox"/> GRANDCHILD	<input type="checkbox"/> ORPHAN			

FORM 10-637
1910 CENSUS INDEX - INDIVIDUAL

U.S. DEPARTMENT OF COMMERCE
BUREAU OF THE CENSUS

TEXAS

W 300	HEAD OF FAMILY		Wood, Monroe W	E.D.	18	SHEET	11
COLOR W	AGE	BIRTHPLACE		VOL.			
	62	Ala		18			
COUNTY			CITY				
			Burleson				
OTHER MEMBERS OF FAMILY							
NAME		RELATIONSHIP	AGE	BIRTHPLACE			
Mary S		W	55	Ala			
Lela		D	24				
Letha		S	21				
Don		S	19				

FORM 10-636
1910 CENSUS INDEX - FAMILY

U.S. DEPARTMENT OF COMMERCE
BUREAU OF THE CENSUS

TEXAS

HEAD OF FAMILY		E.O.		SHEET	
White Monroe J.		17		20	
COLOR	AGE	BIRTHPLACE		VOL.	
-W	47	Ga.		4	
COUNTY			CITY		
Beech					
OTHER MEMBERS OF FAMILY					
NAME		RELATION- SHIP	AGE	BIRTHPLACE	
Fannie		W	38		
Mabel C.		D	11		

FORM 10-635
1910 CENSUS INDEX - FAMILY

U. S. DEPARTMENT OF COMMERCE
BUREAU OF THE CENSUS

TEXAS

W300	NAME OF INDIVIDUAL		Wood, Maurice Jr.	E.D.	SHEET
COLOR	AGE	BIRTHPLACE		44	175
W	20	ark		VOL.	41
COUNTY			CITY		
Fastland					
ENUMERATED WITH					
Hill, Julius A.					
RELATIONSHIP TO ABOVE					
<input type="checkbox"/> SON	<input type="checkbox"/> NEPHEW	<input type="checkbox"/> STEPSON			
<input type="checkbox"/> DAUGHTER	<input type="checkbox"/> NIECE	<input type="checkbox"/> STEPDAUGHTER			
<input type="checkbox"/> BROTHER	<input type="checkbox"/> FATHER-IN-LAW	<input type="checkbox"/> COUSIN			
<input type="checkbox"/> SISTER	<input type="checkbox"/> MOTHER-IN-LAW	<input type="checkbox"/> HIRED MAN			
<input type="checkbox"/> FATHER	<input type="checkbox"/> SON-IN-LAW	<input type="checkbox"/> ROOMER			
<input type="checkbox"/> MOTHER	<input type="checkbox"/> DAUGHTER-IN-LAW	<input type="checkbox"/> SERVANT			
<input type="checkbox"/> GRANDSON	<input type="checkbox"/> BROTHER-IN-LAW	<input checked="" type="checkbox"/> OTHER (Specify)			
<input type="checkbox"/> GRANDDAUGHTER	<input type="checkbox"/> SISTER-IN-LAW				
<input type="checkbox"/> GRANDCHILD	<input type="checkbox"/> ORPHAN				
130					

FORM 10-637
 1910 CENSUS INDEX - INDIVIDUAL

U.S. DEPARTMENT OF COMMERCE
 BUREAU OF THE CENSUS

TEXAS

W300		HEAD OF FAMILY		White Monroe H.		E.D.	SHEET
w		AGE	BIRTHPLACE		20 3		
48				VOL.			8
COUNTY				Bell	CITY		
				Temple			
OTHER MEMBERS OF FAMILY							
NAME		RELATIONSHIP	AGE	BIRTHPLACE			
May		W	42				
Mildred		D	21				
Mamie		D	18				
Merta		P	15				
Janak O. K.		S-Y	25				
Mabel		W	22				
Ramsey P. E.		M-X	73	Temple			

FORM 10 636 *and 10.6.1910*
 1910 CENSUS INDEX - FAMILY

U.S. DEPARTMENT OF COMMERCE
 BUREAU OF THE CENSUS

TEXAS

U 300	HEAD OF FAMILY <i>White, Monroe F</i>		E.D. <i>34</i>	SHEET <i>6</i>
COLOR <i>W</i>	AGE <i>30</i>	BIRTHPLACE		VOL. <i>19</i>
COUNTY <i>Caldwell</i>		CITY		
OTHER MEMBERS OF FAMILY				
NAME		RELATIONSHIP	AGE	BIRTHPLACE
<i>Hillie M.</i>		<i>W</i>	<i>28</i>	
<i>Emma C.</i>		<i>S</i>	<i>6</i>	
<i>Velma D.</i>		<i>D</i>	<i>6</i>	
<i>Lena M.</i>		<i>S</i>	<i>3</i>	

FORM 10-636

1910 CENSUS INDEX - FAMILY

U.S. DEPARTMENT OF COMMERCE
BUREAU OF THE CENSUS

TEXAS

W 300		HEAD OF FAMILY		E.D.		SHEET	
		W. L. Lute, Monroe		123		86	
COLOR	AGE	BIRTHPLACE		VOL.			
B	44			89			
COUNTY				CITY			
Leon							
OTHER MEMBERS OF FAMILY							
NAME		RELATIONSHIP	AGE	BIRTHPLACE			
/ Alva		w	41				
Zelia		d	2.				

FORM 10 636
1970 CENSUS INDEX - FAMILY

U. S. DEPARTMENT OF COMMERCE
BUREAU OF THE CENSUS

TEXAS

W 300	NAME OF INDIVIDUAL <i>W. Hite, Monroe</i>		E.D. <i>217</i>	SHEET <i>269</i>
COLOR <i>W</i>	AGE <i>22</i>	BIRTHPLACE	VOL. <i>120</i>	
COUNTY <i>Runnels</i>		CITY		
ENUMERATED WITH <i>David, George W</i>				
RELATIONSHIP TO ABOVE				
<input type="checkbox"/> SON	<input type="checkbox"/> NEPHEW	<input type="checkbox"/> STEPSON		
<input type="checkbox"/> DAUGHTER	<input type="checkbox"/> NIECE	<input type="checkbox"/> STEPDAUGHTER		
<input type="checkbox"/> BROTHER	<input type="checkbox"/> FATHER-IN-LAW	<input type="checkbox"/> COUSIN		
<input type="checkbox"/> SISTER	<input type="checkbox"/> MOTHER-IN-LAW	<input checked="" type="checkbox"/> HIRE MAN		
<input type="checkbox"/> FATHER	<input type="checkbox"/> SON-IN-LAW	<input type="checkbox"/> ROOMER		
<input type="checkbox"/> MOTHER	<input type="checkbox"/> DAUGHTER-IN-LAW	<input type="checkbox"/> SERVANT		
<input type="checkbox"/> GRANDSON	<input type="checkbox"/> BROTHER-IN-LAW	<input type="checkbox"/> OTHER (Specify)		
<input type="checkbox"/> GRANDDAUGHTER	<input type="checkbox"/> SISTER-IN-LAW			
<input type="checkbox"/> GRANDCHILD	<input type="checkbox"/> ORPHAN			

FORM 10-637
1910 CENSUS INDEX - INDIVIDUAL

U.S. DEPARTMENT OF COMMERCE
BUREAU OF THE CENSUS

TEXAS

W 308		NAME OF INDIVIDUAL White Monroe		E.D. 267	SHEET 368
COLOR B	AGE 26	BIRTHPLACE		VOL. 133	
COUNTY Taylor		CITY Abilene			
ENUMERATED WITH Williams Yes W					
RELATIONSHIP TO ABOVE					
<input type="checkbox"/> SON	<input type="checkbox"/> NEPHEW	<input checked="" type="checkbox"/> STEPSON			
<input type="checkbox"/> DAUGHTER	<input type="checkbox"/> NIECE	<input type="checkbox"/> STEPDAUGHTER			
<input type="checkbox"/> BROTHER	<input type="checkbox"/> FATHER-IN-LAW	<input type="checkbox"/> COUSIN			
<input type="checkbox"/> SISTER	<input type="checkbox"/> MOTHER-IN-LAW	<input type="checkbox"/> HIRED MAN			
<input type="checkbox"/> FATHER	<input type="checkbox"/> SON-IN-LAW	<input type="checkbox"/> ROOMER			
<input type="checkbox"/> MOTHER	<input type="checkbox"/> DAUGHTER-IN-LAW	<input type="checkbox"/> SERVANT			
<input checked="" type="checkbox"/> GRANDSON	<input type="checkbox"/> BROTHER-IN-LAW	<input type="checkbox"/> OTHER (Specify)			
<input type="checkbox"/> GRANDDAUGHTER	<input type="checkbox"/> SISTER-IN-LAW				
<input type="checkbox"/> GRANDCHILD	<input type="checkbox"/> ORPHAN				

FORM BC-627 (5-5-67)
FORMERLY 10-637

U.S. DEPARTMENT OF COMMERCE
BUREAU OF THE CENSUS

1910 CENSUS INDEX - INDIVIDUAL

TEXAS

61300	HEAD OF FAMILY White Manna		E.D. 28	SHEET 342
COLOR B	AGE 34	BIRTHPLACE		VOL. 58
COUNTY Grimes		CITY		
OTHER MEMBERS OF FAMILY				
NAME		RELATION- SHIP	AGE	BIRTHPLACE
Mary		W	25	
Pearl		D	6	
Archie		D	5	
Jessie		S	3	
Eddie		S	19/12	

FORM 10-636
1910 CENSUS INDEX - FAMILY

U.S. DEPARTMENT OF COMMERCE
BUREAU OF THE CENSUS

TEXAS

W 300	HEAD OF FAMILY		White Monroe	E.D.	SHEET
COLOR	AGE	BIRTHPLACE		69	174
B	49	Tenn		VOL.	60
COUNTY	Grayson		CITY	Sherman	
OTHER MEMBERS OF FAMILY					
NAME		RELATIONSHIP	AGE	BIRTHPLACE	
1 - Salter		W	50		

FORM 10-636
1910 CENSUS INDEX - FAMILY

U.S. DEPARTMENT OF COMMERCE
BUREAU OF THE CENSUS

TEXAS

6300	HEAD OF FAMILY		White, Monroe		E.O.	SHEET
					44	126
COLOR	AGE	BIRTHPLACE			VOL.	
-W	38				30	
COUNTY		Delta		CITY		
OTHER MEMBERS OF FAMILY						
NAME		RELATIONSHIP	AGE	BIRTHPLACE		
Mattie		W	24			
Morris, Effie May		SD	5			
L. Gray		SS	3			

FORM 10-636
1910 CENSUS INDEX - FAMILY

U.S. DEPARTMENT OF COMMERCE
BUREAU OF THE CENSUS

TEXAS

W300	NAME OF INDIVIDUAL <i>White Monroe</i>		E.O. 31	SHEET 16
COLOR 42	AGE 8	BIRTHPLACE	VOL. 32	
COUNTY Coryell		CITY		
ENUMERATED WITH <i>White, Wm.</i>				
RELATIONSHIP TO ABOVE				
<input type="checkbox"/> SON <input type="checkbox"/> DAUGHTER <input type="checkbox"/> BROTHER <input type="checkbox"/> SISTER <input type="checkbox"/> FATHER <input type="checkbox"/> MOTHER <input checked="" type="checkbox"/> GRANDSON <input type="checkbox"/> GRANDDAUGHTER <input type="checkbox"/> GRANDCHILD		<input type="checkbox"/> NEPHEW <input type="checkbox"/> NIECE <input type="checkbox"/> FATHER-IN-LAW <input type="checkbox"/> MOTHER-IN-LAW <input type="checkbox"/> SON-IN-LAW <input type="checkbox"/> DAUGHTER-IN-LAW <input type="checkbox"/> BROTHER-IN-LAW <input type="checkbox"/> SISTER-IN-LAW <input type="checkbox"/> ORPHAN		<input type="checkbox"/> STEPSON <input type="checkbox"/> STEPDAUGHTER <input type="checkbox"/> COUSIN <input type="checkbox"/> HIRED MAN <input type="checkbox"/> ROOMER <input type="checkbox"/> SERVANT <input type="checkbox"/> OTHER (Specify)

FORM 10 637

1910 CENSUS INDEX - INDIVIDUAL

U.S. DEPARTMENT OF COMMERCE
BUREAU OF THE CENSUS

TEXAS

W300	NAME OF INDIVIDUAL <i>White, Monroe</i>		E.C. 95	SHEET 203
COLOR B	AGE 50	BIRTHPLACE <i>Tenn</i>	VOL. 128	
COUNTY <i>Tarrant</i>		CITY <i>Fort Worth</i>		
ENUMERATED WITH <i>Jones, Seth S</i>				
RELATIONSHIP TO ABOVE				
<input type="checkbox"/> SON	<input type="checkbox"/> NEPHEW	<input type="checkbox"/> STEPSON		
<input type="checkbox"/> DAUGHTER	<input type="checkbox"/> NIECE	<input type="checkbox"/> STEPDAUGHTER		
<input type="checkbox"/> BROTHER	<input type="checkbox"/> FATHER-IN-LAW	<input type="checkbox"/> COUSIN		
<input type="checkbox"/> SISTER	<input type="checkbox"/> MOTHER-IN-LAW	<input type="checkbox"/> HIRED MAN		
<input type="checkbox"/> FATHER	<input type="checkbox"/> SON-IN-LAW	<input checked="" type="checkbox"/> ROOMER		
<input type="checkbox"/> MOTHER	<input type="checkbox"/> DAUGHTER-IN-LAW	<input type="checkbox"/> SERVANT		
<input type="checkbox"/> GRANDSON	<input type="checkbox"/> BROTHER-IN-LAW	<input type="checkbox"/> OTHER (<i>Specify</i>)		
<input type="checkbox"/> GRANDDAUGHTER	<input type="checkbox"/> SISTER-IN-LAW			
<input type="checkbox"/> GRANDCHILD	<input type="checkbox"/> ORPHAN			

FORM 10-837
1910 CENSUS INDEX - INDIVIDUAL

U. S. DEPARTMENT OF COMMERCE
BUREAU OF THE CENSUS

TEXAS

W300	HEAD OF FAMILY White, Monroe		E.D. 118	SHEET 64
COLOR B	AGE 28	BIRTHPLACE	VOL. 128	
COUNTY Tarrant		CITY Fort Worth		
OTHER MEMBERS OF FAMILY				
NAME		RELATIONSHIP	AGE	BIRTHPLACE
Makiida		W	36	

FORM 10-636
1910 CENSUS INDEX - FAMILY

U. S. DEPARTMENT OF COMMERCE
BUREAU OF THE CENSUS

TEXAS

6300	HEAD OF FAMILY White Monroe		E.D. 62	SHEET 52
COLOR B	AGE 26	BIRTHPLACE		VOL. 76
COUNTY			CITY	
OTHER MEMBERS OF FAMILY				
NAME		RELATIONSHIP	AGE	BIRTHPLACE
Ann		W	24	
Albert		S	2	
Marvin		S	9/2	

FORM 10 636
1910 CENSUS INDEX - FAMILY

U.S. DEPARTMENT OF COMMERCE
BUREAU OF THE CENSUS

TEXAS

W 300	HEAD OF FAMILY Wood, Morse		E.D. 73	SHEET 123
COLOR W	AGE 36	BIRTHPLACE Mo	VOL. 115	
COUNTY Parker	CITY			

OTHER MEMBERS OF FAMILY

NAME	RELATIONSHIP	AGE	BIRTHPLACE
Mrs	W	35	Mo
Lee	S	12	
Ruth	D	11	
Vesta	D	8	
Fay	D	6	
Mary	D	6	
Raymond	S	4	

FORM 10-636A
1910 CENSUS INDEX - INDIVIDUAL

U.S. DEPARTMENT OF COMMERCE
BUREAU OF THE CENSUS

TEXAS

W 300		NAME OF INDIVIDUAL <i>White, Mennie</i>		E.D. 37	SHEET 5
COLOR <i>W</i>	AGE 22	BIRTHPLACE <i>Ga</i>		VOL. 22	
COUNTY <i>Cass</i>		CITY <i>8</i>			
ENUMERATED WITH <i>White, Tom H.</i>					
RELATIONSHIP TO ABOVE					
<input type="checkbox"/> SON	<input type="checkbox"/> NEPHEW	<input type="checkbox"/> STEPSON			
<input type="checkbox"/> DAUGHTER	<input type="checkbox"/> NIECE	<input type="checkbox"/> STEPDAUGHTER			
<input type="checkbox"/> BROTHER	<input type="checkbox"/> FATHER-IN-LAW	<input type="checkbox"/> COUSIN			
<input type="checkbox"/> SISTER	<input type="checkbox"/> MOTHER-IN-LAW	<input type="checkbox"/> HIRED MAN			
<input type="checkbox"/> FATHER	<input type="checkbox"/> SON-IN-LAW	<input type="checkbox"/> ROOMER			
<input type="checkbox"/> MOTHER	<input checked="" type="checkbox"/> DAUGHTER-IN-LAW	<input type="checkbox"/> SERVANT			
<input type="checkbox"/> GRANDSON	<input type="checkbox"/> BROTHER-IN-LAW	<input type="checkbox"/> OTHER (Specify)			
<input type="checkbox"/> GRANDDAUGHTER	<input type="checkbox"/> SISTER-IN-LAW	_____			
<input type="checkbox"/> GRANDCHILD	<input type="checkbox"/> ORPHAN	_____			

FORM 10-637

1910 CENSUS INDEX - INDIVIDUAL

U. S. DEPARTMENT OF COMMERCE
BUREAU OF THE CENSUS

TEXAS

W300	HEAD OF FAMILY <i>white</i> <i>Wally</i>		E.D. <i>111</i>	SHEET <i>56</i>
COLOR <i>W</i>	AGE <i>45</i>	BIRTHPLACE <i>Miss</i>	VOL. <i>129</i>	
COUNTY <i>Tarrant</i>	CITY <i>Fort Wo</i>			
OTHER MEMBERS OF FAMILY				
A	NAME	RELATIONSHIP	AGE	BIRTHPLACE
	<i>4 20</i>			

FORM 10 636
1910 CENSUS INDEX - FAMILY

U. S. DEPARTMENT OF COMMERCE
BUREAU OF THE CENSUS

TEXAS

W300	HEAD OF FAMILY		E.D.	SHEET
	Wood, Maudie A		104	79
COLOR	AGE	BIRTHPLACE	VOL.	
W	36	La	99	
COUNTY	CITY			
McLennan	McGregor			
OTHER MEMBERS OF FAMILY				
NAME		RELATIONSHIP	AGE	BIRTHPLACE
Robert E.		S	17	
L. Carol		D	11	Ark

FORM 10 636

1910 CENSUS INDEX - FAMILY

U.S. DEPARTMENT OF COMMERCE
BUREAU OF THE CENSUS

TEXAS

11300		NAME OF INDIVIDUAL <i>White Malhe E</i>		E.D. <i>119</i>	SHEET <i>24</i>
COLOR <i>W</i>	AGE <i>69</i>	BIRTHPLACE <i>Mo...</i>		VOL. <i>72</i>	
COUNTY <i>Haskell</i>			CITY		
ENUMERATED WITH <i>Beth James M</i>					
RELATIONSHIP TO ABOVE					
<input type="checkbox"/> SON	<input type="checkbox"/> NEPHEW	<input type="checkbox"/> STEPSON			
<input type="checkbox"/> DAUGHTER	<input type="checkbox"/> NIECE	<input type="checkbox"/> STEPDAUGHTER			
<input type="checkbox"/> BROTHER	<input type="checkbox"/> FATHER-IN-LAW	<input type="checkbox"/> COUSIN			
<input type="checkbox"/> SISTER	<input checked="" type="checkbox"/> MOTHER-IN-LAW	<input type="checkbox"/> HIRED MAN			
<input type="checkbox"/> FATHER	<input type="checkbox"/> SON-IN-LAW	<input type="checkbox"/> ROOMER			
<input type="checkbox"/> MOTHER	<input type="checkbox"/> DAUGHTER-IN-LAW	<input type="checkbox"/> SERVANT			
<input type="checkbox"/> GRANDSON	<input type="checkbox"/> BROTHER-IN-LAW	<input type="checkbox"/> OTHER (<i>Specify</i>)			
<input type="checkbox"/> GRANDDAUGHTER	<input type="checkbox"/> SISTER-IN-LAW				
<input type="checkbox"/> GRANDCHILD	<input type="checkbox"/> ORPHAN				

FORM 10 637

1910 CENSUS INDEX - INDIVIDUAL

U. S. DEPARTMENT OF COMMERCE
BUREAU OF THE CENSUS

TEXAS

w300		NAME OF INDIVIDUAL White, Mollie		E.D. 51	SHEET 81
COLOR W	AGE 60	BIRTHPLACE Ark		VOL. 85	
COUNTY Wagon			CITY Cleburne		
ENUMERATED WITH White, Alven					
RELATIONSHIP TO ABOVE					
<input type="checkbox"/> SON	<input type="checkbox"/> NEPHEW	<input type="checkbox"/> STEPSON			
<input type="checkbox"/> DAUGHTER	<input type="checkbox"/> NIECE	<input type="checkbox"/> STEPDAUGHTER			
<input type="checkbox"/> BROTHER	<input type="checkbox"/> FATHER-IN-LAW	<input type="checkbox"/> COUSIN			
<input type="checkbox"/> SISTER	<input type="checkbox"/> MOTHER-IN-LAW	<input type="checkbox"/> HIRED MAN			
<input type="checkbox"/> FATHER	<input type="checkbox"/> SON-IN-LAW	<input type="checkbox"/> ROOMER			
<input checked="" type="checkbox"/> MOTHER	<input type="checkbox"/> DAUGHTER-IN-LAW	<input type="checkbox"/> SERVANT			
<input type="checkbox"/> GRANDSON	<input type="checkbox"/> BROTHER-IN-LAW	<input type="checkbox"/> OTHER (Specify)			
<input type="checkbox"/> GRANDDAUGHTER	<input type="checkbox"/> SISTER-IN-LAW				
<input type="checkbox"/> GRANDCHILD	<input type="checkbox"/> ORPHAN				

FORM 10 637
1910 CENSUS INDEX - INDIVIDUAL

U. S. DEPARTMENT OF COMMERCE
BUREAU OF THE CENSUS

TEXAS

W 300			HEAD OF FAMILY		E.D.	SHEET
			White Mollie		48	241
COLOR	AGE	BIRTHPLACE			VOL.	
B	40				85	
COUNTY				CITY		
Johnson				Cleburne		
OTHER MEMBERS OF FAMILY						
NAME			RELATIONSHIP	AGE	BIRTHPLACE	
Simms Yaine S			S	22		
White Loyd S			S	8		
Simmons Berline S S			S S	2		

FORM 10 636

1910 CENSUS INDEX - FAMILY

U. S. DEPARTMENT OF COMMERCE
BUREAU OF THE CENSUS

TEXAS

W 300	HEAD OF FAMILY		E.D.	SHEET					
	Wade, William		114	58					
COLOR	AGE	BIRTHPLACE	VOL.						
W	40		79						
COUNTY	CITY								
Hunt	Greenville								
OTHER MEMBERS OF FAMILY									
NAME		RELATIONSHIP	AGE	BIRTHPLACE					
<p><i>None</i></p>									

FORM 10 636
1910 CENSUS INDEX - FAMILYU. S. DEPARTMENT OF COMMERCE
BUREAU OF THE CENSUS

TEXAS

W 300	NAME OF INDIVIDUAL Wade Mollie		E.C. 162	SHEET 264
COLOR W	AGE 18	BIRTHPLACE	VOL. -105	
COUNTY Montague		CITY		
ENUMERATED WITH Wade - S W				
RELATIONSHIP TO ABOVE				
<input type="checkbox"/> SON	<input type="checkbox"/> NEPHEW	<input type="checkbox"/> STEPSON		
<input type="checkbox"/> DAUGHTER	<input type="checkbox"/> NIECE	<input type="checkbox"/> STEPDAUGHTER		
<input type="checkbox"/> BROTHER	<input type="checkbox"/> FATHER-IN-LAW	<input type="checkbox"/> COUSIN		
<input type="checkbox"/> SISTER	<input type="checkbox"/> MOTHER-IN-LAW	<input type="checkbox"/> HIRED MAN		
<input type="checkbox"/> FATHER	<input type="checkbox"/> SON-IN-LAW	<input type="checkbox"/> ROOMER		
<input type="checkbox"/> MOTHER	<input type="checkbox"/> DAUGHTER-IN-LAW	<input type="checkbox"/> SERVANT		
<input type="checkbox"/> GRANDSON	<input type="checkbox"/> BROTHER-IN-LAW	<input type="checkbox"/> OTHER (Specify)		
<input checked="" type="checkbox"/> GRANDDAUGHTER	<input type="checkbox"/> SISTER-IN-LAW			
<input type="checkbox"/> GRANDCHILD	<input type="checkbox"/> ORPHAN			

FORM 10-637
1910 CENSUS INDEX - INDIVIDUAL

U. S. DEPARTMENT OF COMMERCE
BUREAU OF THE CENSUS

TEXAS

W300	NAME OF INDIVIDUAL W. Luby Malhe		E.D. 56	SHEET 53
COLOR Mw	AGE 40	BIRTHPLACE	VOL. 70	
COUNTY Harrison		CITY		
ENUMERATED WITH Johnson James				
RELATIONSHIP TO ABOVE				
<input type="checkbox"/> SON	<input type="checkbox"/> NEPHEW	<input type="checkbox"/> STEPSON		
<input type="checkbox"/> DAUGHTER	<input type="checkbox"/> NIECE	<input type="checkbox"/> STEPDAUGHTER		
<input type="checkbox"/> BROTHER	<input type="checkbox"/> FATHER-IN-LAW	<input type="checkbox"/> COUSIN		
<input type="checkbox"/> SISTER	<input type="checkbox"/> MOTHER-IN-LAW	<input type="checkbox"/> HIRED MAN		
<input type="checkbox"/> FATHER	<input type="checkbox"/> SON-IN-LAW	<input type="checkbox"/> ROOMER		
<input type="checkbox"/> MOTHER	<input type="checkbox"/> DAUGHTER-IN-LAW	<input checked="" type="checkbox"/> SERVANT		
<input type="checkbox"/> GRANDSON	<input type="checkbox"/> BROTHER-IN-LAW	<input type="checkbox"/> OTHER (Specify)		
<input type="checkbox"/> GRANDDAUGHTER	<input type="checkbox"/> SISTER-IN-LAW			
<input type="checkbox"/> GRANDCHILD	<input type="checkbox"/> ORPHAN			

FORM 10-637
1910 CENSUS INDEX - INDIVIDUAL

U. S. DEPARTMENT OF COMMERCE
BUREAU OF THE CENSUS

TEXAS

W 300	NAME OF INDIVIDUAL Wyatt, Mollie		E.D. 105	SHEET 103
COLOR W	AGE 95	BIRTHPLACE	VOL. 122	
COUNTY San Jacinto		CITY		
ENUMERATED WITH Hopkins, Berry				
RELATIONSHIP TO ABOVE				
<input type="checkbox"/> SON	<input type="checkbox"/> NEPHEW	<input type="checkbox"/> STEPSON		
<input checked="" type="checkbox"/> DAUGHTER	<input type="checkbox"/> NIECE	<input type="checkbox"/> STEPDAUGHTER		
<input type="checkbox"/> BROTHER	<input type="checkbox"/> FATHER-IN-LAW	<input type="checkbox"/> COUSIN		
<input type="checkbox"/> SISTER	<input type="checkbox"/> MOTHER-IN-LAW	<input type="checkbox"/> HIRED MAN		
<input type="checkbox"/> FATHER	<input type="checkbox"/> SON-IN-LAW	<input type="checkbox"/> ROOMER		
<input type="checkbox"/> MOTHER	<input type="checkbox"/> DAUGHTER-IN-LAW	<input type="checkbox"/> SERVANT		
<input type="checkbox"/> GRANDSON	<input type="checkbox"/> BROTHER-IN-LAW	<input type="checkbox"/> OTHER (Specify)		
<input type="checkbox"/> GRANDDAUGHTER	<input type="checkbox"/> SISTER-IN-LAW			
<input type="checkbox"/> GRANDCHILD	<input type="checkbox"/> ORPHAN			

FORM 10-637 (5-10-62)

U.S. DEPARTMENT OF COMMERCE
BUREAU OF THE CENSUS

1910 CENSUS INDEX - INDIVIDUAL

9 SPO : 1962 O-041625

TEXAS

62 300 -	NAME OF INDIVIDUAL Wyatt Mollie		E.D. 40	SHEET 146
COLOR W	AGE 75	BIRTH PLACE Miss	VOL. 73	
COUNTY Hays		CITY Kyle		
ENUMERATED WITH Wyatt Henry				
RELATIONSHIP TO ABOVE				
<input type="checkbox"/> SON	<input type="checkbox"/> NEPHEW	<input type="checkbox"/> STEPSON		
<input type="checkbox"/> DAUGHTER	<input type="checkbox"/> NIECE	<input type="checkbox"/> STEPDAUGHTER		
<input type="checkbox"/> BROTHER	<input type="checkbox"/> FATHER-IN-LAW	<input type="checkbox"/> COUSIN		
<input type="checkbox"/> SISTER	<input type="checkbox"/> MOTHER-IN-LAW	<input type="checkbox"/> HIRED MAN		
<input type="checkbox"/> FATHER	<input type="checkbox"/> SON-IN-LAW	<input type="checkbox"/> ROOMER		
<input checked="" type="checkbox"/> MOTHER	<input type="checkbox"/> DAUGHTER-IN-LAW	<input type="checkbox"/> SERVANT		
<input type="checkbox"/> GRANDSON	<input type="checkbox"/> BROTHER-IN-LAW	<input type="checkbox"/> OTHER (Specify)		
<input type="checkbox"/> GRANDDAUGHTER	<input type="checkbox"/> SISTER-IN-LAW			
<input type="checkbox"/> GRANDCHILD	<input type="checkbox"/> ORPHAN			

FORM 10-637

1910 CENSUS INDEX - INDIVIDUAL

U. S. DEPARTMENT OF COMMERCE
BUREAU OF THE CENSUS

10300		NAME OF INDIVIDUAL		TEXAS	
COLOR	AGE	BIRTHPLACE	E.D.	SHEET	
W	55	White Mollie	72	8	
COUNTY			VOL.		
Anderson			1		
ENUMERATED WITH					
Todd Pat					
RELATIONSHIP TO ABOVE					
<input type="checkbox"/> SON	<input type="checkbox"/> NEPHEW	<input type="checkbox"/> STEPSON			
<input type="checkbox"/> DAUGHTER	<input type="checkbox"/> NIECE	<input type="checkbox"/> STEPDAUGHTER			
<input type="checkbox"/> BROTHER	<input type="checkbox"/> FATHER-IN-LAW	<input type="checkbox"/> COUSIN			
<input type="checkbox"/> SISTER	<input type="checkbox"/> MOTHER-IN-LAW	<input type="checkbox"/> HIRED MAN			
<input type="checkbox"/> FATHER	<input checked="" type="checkbox"/> BROTHER-IN-LAW	<input type="checkbox"/> ROOMER			
<input type="checkbox"/> MOTHER	<input type="checkbox"/> SON-IN-LAW	<input type="checkbox"/> SERVANT			
<input type="checkbox"/> GRANDSON	<input type="checkbox"/> DAUGHTER-IN-LAW	<input type="checkbox"/> OTHER (Specify)			
<input type="checkbox"/> GRANDDAUGHTER	<input type="checkbox"/> BROTHER-IN-LAW				
<input type="checkbox"/> GRANDCHILD	<input type="checkbox"/> SISTER-IN-LAW				
	<input type="checkbox"/> ORPHAN				

FORM 10-637
 1910 CENSUS INDEX - INDIVIDUAL

U.S. DEPARTMENT OF COMMERCE
 BUREAU OF THE CENSUS

TEXAS

W 300	HEAD OF FAMILY		White Mollie		E.D.	SHEET
COLOR	AGE	BIRTHPLACE			33	57
B	89	La			VOL.	
COUNTY				CITY	58	
Grimes				Maricopa		
OTHER MEMBERS OF FAMILY						
NAME		RELATIONSHIP	AGE	BIRTHPLACE		
Anna Alone						

FORM 10-636
1910 CENSUS INDEX - FAMILY

U.S. DEPARTMENT OF COMMERCE
BUREAU OF THE CENSUS

TEXAS

W 300		NAME OF INDIVIDUAL White Mollie		S.S. 36		SHEET 236	
COLOR B		AGE 76		BIRTHPLACE		VOL. 58	
COUNTY Grimes				CITY			
ENUMERATED WITH Hatchett Alex							
RELATIONSHIP TO ABOVE							
<input type="checkbox"/> SON	<input type="checkbox"/> NEPHEW	<input type="checkbox"/> STEPSON					
<input type="checkbox"/> DAUGHTER	<input type="checkbox"/> NIECE	<input type="checkbox"/> STEPDAUGHTER					
<input type="checkbox"/> BROTHER	<input type="checkbox"/> FATHER-IN-LAW	<input type="checkbox"/> COUSIN					
<input checked="" type="checkbox"/> SISTER	<input type="checkbox"/> MOTHER-IN-LAW	<input type="checkbox"/> HIRED MAN					
<input type="checkbox"/> FATHER	<input type="checkbox"/> SON-IN-LAW	<input type="checkbox"/> ROOMER					
<input type="checkbox"/> MOTHER	<input type="checkbox"/> DAUGHTER-IN-LAW	<input type="checkbox"/> SERVANT					
<input type="checkbox"/> GRANDSON	<input type="checkbox"/> BROTHER-IN-LAW	<input type="checkbox"/> OTHER (Specify)					
<input type="checkbox"/> GRANDDAUGHTER	<input type="checkbox"/> SISTER-IN-LAW						
<input type="checkbox"/> GRANDCHILD	<input type="checkbox"/> ORPHAN						

FORM 10-637
1910 CENSUS INDEX - INDIVIDUAL

U.S. DEPARTMENT OF COMMERCE
BUREAU OF THE CENSUS

TEXAS

W300-	HEAD OF FAMILY White, Mollie		E.D. 44	SHEET 125
COLOR W-	AGE 34	BIRTHPLACE		VOL. 30
COUNTY Delta		CITY		
OTHER MEMBERS OF FAMILY				
	NAME	RELATIONSHIP	AGE	BIRTHPLACE
-	Jas	H	39	
-	Joseph	S	17	
	Albert	S	15	
	Willie	S	11	
-	Hilbert	S	8	
	Jasper	B	36	

FORM 10-636
1910 CENSUS INDEX - FAMILY

U.S. DEPARTMENT OF COMMERCE
BUREAU OF THE CENSUS

TEXAS

W 300	NAME OF INDIVIDUAL <i>White Mollie</i>		E.D. <i>55</i>	SHEET <i>269</i>
COLOR <i>B</i>	AGE <i>16</i>	BIRTHPLACE	VOL. <i>102</i>	
COUNTY <i>Milam</i>		CITY		
ENUMERATED WITH <i>Banks Jim</i>				
RELATIONSHIP TO ABOVE				
<input type="checkbox"/> SON	<input type="checkbox"/> NEPHEW	<input type="checkbox"/> STEPSON		
<input type="checkbox"/> DAUGHTER	<input type="checkbox"/> NIECE	<input type="checkbox"/> STEPDAUGHTER		
<input type="checkbox"/> BROTHER	<input type="checkbox"/> FATHER-IN-LAW	<input type="checkbox"/> COUSIN		
<input type="checkbox"/> SISTER	<input type="checkbox"/> MOTHER-IN-LAW	<input type="checkbox"/> HIRED MAN		
<input type="checkbox"/> FATHER	<input type="checkbox"/> SON-IN-LAW	<input type="checkbox"/> ROOMER		
<input type="checkbox"/> MOTHER	<input type="checkbox"/> DAUGHTER-IN-LAW	<input type="checkbox"/> SERVANT		
<input type="checkbox"/> GRANDSON	<input type="checkbox"/> BROTHER-IN-LAW	<input type="checkbox"/> OTHER (Specify)		
<input type="checkbox"/> GRANDDAUGHTER	<input type="checkbox"/> SISTER-IN-LAW			
<input type="checkbox"/> GRANDCHILD	<input type="checkbox"/> ORPHAN			

FORM 10-637
1910 CENSUS INDEX - INDIVIDUAL

U. S. DEPARTMENT OF COMMERCE
BUREAU OF THE CENSUS

TEXAS

W 300	HEAD OF FAMILY	let into Macolia	E.D.	SHEET
COLOR B	AGE 46	BIRTHPLACE	96	192
COUNTY	Nacogdoches	CITY	VOL. 109	
OTHER MEMBERS OF FAMILY				
	NAME	RELATION- SHIP	AGE	BIRTHPLACE
	Freemij Frank	S	21	
	Fred	S	18	
	Winnie	D	16	
	Josiah	S	15	
	Robert	S	12	
	Lucy	D	9	
	Wesley	D	8	

FORM 10 636

1910 CENSUS INDEX - FAMILY

U. S. DEPARTMENT OF COMMERCE
BUREAU OF THE CENSUS

TEXAS

W 300	HEAD OF FAMILY		E.D.	SHEET
	Wright Mallin		44	885
COLOR	AGE	BIRTHPLACE	VOL.	
B	39		4-3	
COUNTY	Fannin		CITY	
OTHER MEMBERS OF FAMILY				
NAME		RELATIONSHIP	AGE	BIRTHPLACE
Mama Lacey		D	22	
Wright Mallin		D	17	
1 Joseph		D	11	
1 George L. L. L.		GD	5	
1 Cassie		GD	1	

FORM 10-636

1910 CENSUS INDEX - FAMILY

U. S. DEPARTMENT OF COMMERCE
BUREAU OF THE CENSUS

TEXAS

U300		NAME OF INDIVIDUAL		E.D.	SHEET
W		White Mallie		39	11
COLOR	AGE	BIRTHPLACE		VOL.	
	5	Clay		24	
COUNTY	CITY				
ENUMERATED WITH					
Cawley - Aderson P					
RELATIONSHIP TO ABOVE					
<input type="checkbox"/> SON	<input type="checkbox"/> NEPHEW	<input type="checkbox"/> STEPSON			
<input type="checkbox"/> DAUGHTER	<input type="checkbox"/> NIECE	<input checked="" type="checkbox"/> STEPDAUGHTER			
<input type="checkbox"/> BROTHER	<input type="checkbox"/> FATHER-IN-LAW	<input type="checkbox"/> COUSIN			
<input type="checkbox"/> SISTER	<input type="checkbox"/> MOTHER-IN-LAW	<input type="checkbox"/> HIRED MAN			
<input type="checkbox"/> FATHER	<input type="checkbox"/> SON-IN-LAW	<input type="checkbox"/> ROOMER			
<input type="checkbox"/> MOTHER	<input type="checkbox"/> DAUGHTER-IN-LAW	<input type="checkbox"/> SERVANT			
<input type="checkbox"/> GRANDSON	<input type="checkbox"/> BROTHER-IN-LAW	<input type="checkbox"/> OTHER (Specify)			
<input type="checkbox"/> GRANDDAUGHTER	<input type="checkbox"/> SISTER-IN-LAW				
<input type="checkbox"/> GRANDCHILD	<input type="checkbox"/> ORPHAN				

FORM 10-637

1910 CENSUS INDEX - INDIVIDUAL

U. S. DEPARTMENT OF COMMERCE
BUREAU OF THE CENSUS

10.300		NAME OF INDIVIDUAL		TEXAS	
COLOR	AGE	BIRTHPLACE		E.D.	SHEET
B	65	White, Mollie		77	19
COUNTY	CITY			VOL.	
Houston	unk			78	
ENUMERATED WITH					
Penniel, Robert					
RELATIONSHIP TO ABOVE					
<input type="checkbox"/> SON	<input type="checkbox"/> NEPHEW	<input type="checkbox"/> STEPSON			
<input type="checkbox"/> DAUGHTER	<input type="checkbox"/> NIECE	<input type="checkbox"/> STEPDAUGHTER			
<input type="checkbox"/> BROTHER	<input type="checkbox"/> FATHER-IN-LAW	<input type="checkbox"/> COUSIN			
<input type="checkbox"/> SISTER	<input type="checkbox"/> MOTHER-IN-LAW	<input type="checkbox"/> HIRED MAN			
<input type="checkbox"/> FATHER	<input type="checkbox"/> SON-IN-LAW	<input type="checkbox"/> ROOMER			
<input type="checkbox"/> MOTHER	<input type="checkbox"/> DAUGHTER-IN-LAW	<input type="checkbox"/> SERVANT			
<input type="checkbox"/> GRANDSON	<input type="checkbox"/> BROTHER-IN-LAW	<input type="checkbox"/> OTHER (Specify)			
<input type="checkbox"/> GRANDDAUGHTER	<input type="checkbox"/> SISTER-IN-LAW				
<input type="checkbox"/> GRANDCHILD	<input type="checkbox"/> ORPHAN				

FORM 10-637
 1910 CENSUS INDEX - INDIVIDUAL

U S DEPARTMENT OF COMMERCE
 BUREAU OF THE CENSUS

TEXAS

W300		NAME OF INDIVIDUAL Wood, Mollie		E.D. 73	SHEET 188
COLOR W	AGE 50	BIRTHPLACE		VOL. 36	
COUNTY Dallas		CITY Dallas			
ENUMERATED WITH Coward, John J.					
RELATIONSHIP TO ABOVE					
<input type="checkbox"/> SON	<input type="checkbox"/> NEPHEW	<input type="checkbox"/> STEPSON			
<input type="checkbox"/> DAUGHTER	<input type="checkbox"/> NIECE	<input type="checkbox"/> STEPDAUGHTER			
<input type="checkbox"/> BROTHER	<input type="checkbox"/> FATHER-IN-LAW	<input type="checkbox"/> COUSIN			
<input type="checkbox"/> SISTER	<input type="checkbox"/> MOTHER-IN-LAW	<input type="checkbox"/> HIRED MAN			
<input type="checkbox"/> FATHER	<input type="checkbox"/> SON-IN-LAW	<input checked="" type="checkbox"/> ROOMER			
<input type="checkbox"/> MOTHER	<input type="checkbox"/> DAUGHTER-IN-LAW	<input type="checkbox"/> SERVANT			
<input type="checkbox"/> GRANDSON	<input type="checkbox"/> BROTHER-IN-LAW	<input type="checkbox"/> OTHER (Specify)			
<input type="checkbox"/> GRANDDAUGHTER	<input type="checkbox"/> SISTER-IN-LAW				
<input type="checkbox"/> GRANDCHILD	<input type="checkbox"/> ORPHAN				

FORM 10-637
1910 CENSUS INDEX - INDIVIDUAL

U. S. DEPARTMENT OF COMMERCE
BUREAU OF THE CENSUS

TEXAS

w300		NAME OF INDIVIDUAL <i>White, Mollie</i>		E.O. 25	SHEET 282
COLOR <i>Mu</i>	AGE 24	BIRTHPLACE		VOL. 11	
COUNTY Bexar		CITY <i>San Antonio</i>			
ENUMERATED WITH <i>Oliver Arthur H</i>					
RELATIONSHIP TO ABOVE					
<input type="checkbox"/> SON	<input type="checkbox"/> NEPHEW	<input type="checkbox"/> STEPSON			
<input type="checkbox"/> DAUGHTER	<input type="checkbox"/> NIECE	<input type="checkbox"/> STEPDAUGHTER			
<input type="checkbox"/> BROTHER	<input type="checkbox"/> FATHER-IN-LAW	<input type="checkbox"/> COUSIN			
<input type="checkbox"/> SISTER	<input type="checkbox"/> MOTHER-IN-LAW	<input type="checkbox"/> HIRED MAN			
<input type="checkbox"/> FATHER	<input type="checkbox"/> SON-IN-LAW	<input type="checkbox"/> ROOMER			
<input type="checkbox"/> MOTHER	<input type="checkbox"/> DAUGHTER-IN-LAW	<input checked="" type="checkbox"/> SERVANT			
<input type="checkbox"/> GRANDSON	<input type="checkbox"/> BROTHER-IN-LAW	<input type="checkbox"/> OTHER (<i>Specify</i>)			
<input type="checkbox"/> GRANDDAUGHTER	<input type="checkbox"/> SISTER-IN-LAW				
<input type="checkbox"/> GRANDCHILD	<input type="checkbox"/> ORPHAN				

FORM 10 637
1910 CENSUS INDEX - INDIVIDUAL

U. S. DEPARTMENT OF COMMERCE
BUREAU OF THE CENSUS

TEXAS

W 302		NAME OF INDIVIDUAL White Mohala		E.D. 26	SHEET 11
COLOR B	AGE 8	BIRTHPLACE		VOL. 58	
COUNTY		Grimes		CITY	
ENUMERATED WITH Gout Ned. Jr.					
RELATIONSHIP TO ABOVE					
<input type="checkbox"/> SON	<input type="checkbox"/> NEPHEW	<input type="checkbox"/> STEPSON			
<input type="checkbox"/> DAUGHTER	<input checked="" type="checkbox"/> WIFE	<input type="checkbox"/> STEPDAUGHTER			
<input type="checkbox"/> BROTHER	<input type="checkbox"/> FATHER-IN-LAW	<input type="checkbox"/> COUSIN			
<input type="checkbox"/> SISTER	<input type="checkbox"/> MOTHER-IN-LAW	<input type="checkbox"/> HIRED MAN			
<input type="checkbox"/> FATHER	<input type="checkbox"/> SON-IN-LAW	<input type="checkbox"/> ROOMER			
<input type="checkbox"/> MOTHER	<input type="checkbox"/> DAUGHTER-IN-LAW	<input type="checkbox"/> SERVANT			
<input type="checkbox"/> GRANDSON	<input type="checkbox"/> BROTHER-IN-LAW	<input type="checkbox"/> OTHER (Specify)			
<input type="checkbox"/> GRANDDAUGHTER	<input type="checkbox"/> SISTER-IN-LAW				
<input type="checkbox"/> GRANDCHILD	<input type="checkbox"/> ORPHAN				

FORM 10-637

1910 CENSUS INDEX - INDIVIDUAL

U.S. DEPARTMENT OF COMMERCE
BUREAU OF THE CENSUS

TEXAS

W 300	NAME OF INDIVIDUAL <i>White Modesto</i>		E.D. 26	SHEET 7
COLOR <i>Mex</i>	AGE 24	BIRTHPLACE	VOL. 21	
COUNTY Chambers		CITY		
ENUMERATED WITH <i>Maze Mary Etta</i>				
RELATIONSHIP TO ABOVE				
<input checked="" type="checkbox"/> SON	<input type="checkbox"/> NEPHEW	<input type="checkbox"/> STEPSON		
<input type="checkbox"/> DAUGHTER	<input type="checkbox"/> NIECE	<input type="checkbox"/> STEPDAUGHTER		
<input type="checkbox"/> BROTHER	<input type="checkbox"/> FATHER-IN-LAW	<input type="checkbox"/> COUSIN		
<input type="checkbox"/> SISTER	<input type="checkbox"/> MOTHER-IN-LAW	<input type="checkbox"/> HIRED MAN		
<input type="checkbox"/> FATHER	<input type="checkbox"/> SON-IN-LAW	<input type="checkbox"/> ROOMER		
<input type="checkbox"/> MOTHER	<input type="checkbox"/> DAUGHTER-IN-LAW	<input type="checkbox"/> SERVANT		
<input type="checkbox"/> GRANDSON	<input type="checkbox"/> BROTHER-IN-LAW	<input type="checkbox"/> OTHER (Specify)		
<input type="checkbox"/> GRANDDAUGHTER	<input type="checkbox"/> SISTER-IN-LAW			
<input type="checkbox"/> GRANDCHILD	<input type="checkbox"/> ORPHAN			

FORM 10-637

1910 CENSUS INDEX - INDIVIDUAL

U S DEPARTMENT OF COMMERCE
BUREAU OF THE CENSUS

TEXAS

W300	HEAD OF FAMILY		Witt, Grode	E.D.	SHEET
COLOR	W	AGE	27	BIRTHPLACE	VOL.
COUNTY	McLennan			CITY	
OTHER MEMBERS OF FAMILY					
NAME		RELATIONSHIP	AGE	BIRTHPLACE	
Witt		W	27		
Grode		S	1		
Witt		S	2		
Grode		D	11/10		

FORM 10-636
1910 CENSUS INDEX - FAMILY

U.S. DEPARTMENT OF COMMERCE
BUREAU OF THE CENSUS

TEXAS

W300	NAME OF INDIVIDUAL <i>White Mitter</i>		E.D. <i>25</i>	SHEET <i>17</i>
COLOR <i>W</i>	AGE <i>21</i>	BIRTHPLACE	VOL. <i>27</i>	
COUNTY <i>Collin</i>		CITY		
ENUMERATED WITH <i>Barrow, Frank</i>				
RELATIONSHIP TO ABOVE				
<input type="checkbox"/> SON	<input type="checkbox"/> NEPHEW	<input type="checkbox"/> STEPSON		
<input checked="" type="checkbox"/> DAUGHTER	<input type="checkbox"/> NIECE	<input type="checkbox"/> STEPDAUGHTER		
<input type="checkbox"/> BROTHER	<input type="checkbox"/> FATHER-IN-LAW	<input type="checkbox"/> COUSIN		
<input type="checkbox"/> SISTER	<input type="checkbox"/> MOTHER-IN-LAW	<input type="checkbox"/> HIRED MAN		
<input type="checkbox"/> FATHER	<input type="checkbox"/> SON-IN-LAW	<input type="checkbox"/> ROOMER		
<input type="checkbox"/> MOTHER	<input type="checkbox"/> DAUGHTER-IN-LAW	<input type="checkbox"/> SERVANT		
<input type="checkbox"/> GRANDSON	<input type="checkbox"/> BROTHER-IN-LAW	<input type="checkbox"/> OTHER (Specify)		
<input type="checkbox"/> GRANDDAUGHTER	<input type="checkbox"/> SISTER-IN-LAW			
<input type="checkbox"/> GRANDCHILD	<input type="checkbox"/> ORPHAN			

FORM 10-637
- 1910 CENSUS INDEX - INDIVIDUAL

U.S. DEPARTMENT OF COMMERCE
BUREAU OF THE CENSUS

TEXAS

14300		NAME OF INDIVIDUAL		E.D.	SHEET
Wade		Mittie		64	192
COLOR	AGE	BIRTHPLACE	VOL.		
B	24		125		
COUNTY		CITY			
Smith		Tijlora			
ENUMERATED WITH					
Swann J. E.					
RELATIONSHIP TO ABOVE					
<input type="checkbox"/> SON	<input type="checkbox"/> NEPHEW	<input type="checkbox"/> STEPSON			
<input type="checkbox"/> DAUGHTER	<input type="checkbox"/> NIECE	<input type="checkbox"/> STEPDAUGHTER			
<input type="checkbox"/> BROTHER	<input type="checkbox"/> FATHER-IN-LAW	<input type="checkbox"/> COUSIN			
<input type="checkbox"/> SISTER	<input type="checkbox"/> MOTHER-IN-LAW	<input type="checkbox"/> HIRED MAN			
<input type="checkbox"/> FATHER	<input type="checkbox"/> SON-IN-LAW	<input type="checkbox"/> ROOMER			
<input type="checkbox"/> MOTHER	<input type="checkbox"/> DAUGHTER-IN-LAW	<input checked="" type="checkbox"/> SERVANT			
<input type="checkbox"/> GRANDSON	<input type="checkbox"/> BROTHER-IN-LAW	<input type="checkbox"/> OTHER (Specify)			
<input type="checkbox"/> GRANDDAUGHTER	<input type="checkbox"/> SISTER-IN-LAW				
<input type="checkbox"/> GRANDCHILD	<input type="checkbox"/> ORPHAN				

FORM BC-627 (8-8-67)
FORMERLY 10-637

1910 CENSUS INDEX - INDIVIDUAL

U.S. DEPARTMENT OF COMMERCE
BUREAU OF THE CENSUS

TEXAS

W 300	NAME OF INDIVIDUAL <i>Wyatt Muttie</i>		E.D. <i>42</i>	SHEET <i>241</i>
COLOR <i>W</i>	AGE <i>71</i>	BIRTHPLACE	VOL. <i>71</i>	
COUNTY <i>Harrison</i>		CITY <i>Marshall</i>		
ENUMERATED WITH <i>Sharon Sandy C.</i>				
RELATIONSHIP TO ABOVE				
<input type="checkbox"/> SON	<input type="checkbox"/> NEPHEW	<input checked="" type="checkbox"/> STEPSON		
<input type="checkbox"/> DAUGHTER	<input type="checkbox"/> NIECE	<input checked="" type="checkbox"/> STEPDAUGHTER		
<input type="checkbox"/> BROTHER	<input type="checkbox"/> FATHER-IN-LAW	<input type="checkbox"/> COUSIN		
<input type="checkbox"/> SISTER	<input type="checkbox"/> MOTHER-IN-LAW	<input type="checkbox"/> HIRED MAN		
<input type="checkbox"/> FATHER	<input type="checkbox"/> SON-IN-LAW	<input type="checkbox"/> ROOMER		
<input type="checkbox"/> MOTHER	<input type="checkbox"/> DAUGHTER-IN-LAW	<input type="checkbox"/> SERVANT		
<input type="checkbox"/> GRANDSON	<input type="checkbox"/> BROTHER-IN-LAW	<input type="checkbox"/> OTHER (Specify)		
<input type="checkbox"/> GRANDDAUGHTER	<input type="checkbox"/> SISTER-IN-LAW			
<input type="checkbox"/> GRANDCHILD	<input type="checkbox"/> ORPHAN			

FORM 10-637
1910 CENSUS INDEX - INDIVIDUAL

U.S. DEPARTMENT OF COMMERCE
BUREAU OF THE CENSUS

TEXAS

W 300	NAME OF INDIVIDUAL <i>Wade Mittie</i>		E.D. <i>97</i>	SHEET <i>13</i>
COLOR <i>B</i>	AGE <i>17</i>	BIRTHPLACE	VOL. <i>109</i>	
COUNTY <i>Nacogdoches</i>			CITY	
ENUMERATED WITH <i>Gorney Henry</i>				
RELATIONSHIP TO ABOVE				
<input type="checkbox"/> SON	<input type="checkbox"/> NEPHEW	<input checked="" type="checkbox"/> STEPSON		
<input type="checkbox"/> DAUGHTER	<input type="checkbox"/> NIECE	<input type="checkbox"/> STEPDAUGHTER		
<input type="checkbox"/> BROTHER	<input type="checkbox"/> FATHER-IN-LAW	<input type="checkbox"/> COUSIN		
<input type="checkbox"/> SISTER	<input type="checkbox"/> MOTHER-IN-LAW	<input type="checkbox"/> HIRED MAN		
<input type="checkbox"/> FATHER	<input type="checkbox"/> SON-IN-LAW	<input type="checkbox"/> ROOMER		
<input type="checkbox"/> MOTHER	<input type="checkbox"/> DAUGHTER-IN-LAW	<input type="checkbox"/> SERVANT		
<input type="checkbox"/> GRANDSON	<input type="checkbox"/> BROTHER-IN-LAW	<input type="checkbox"/> OTHER (<i>Specify</i>)		
<input checked="" type="checkbox"/> GRANDDAUGHTER	<input type="checkbox"/> SISTER-IN-LAW			
<input type="checkbox"/> GRANDCHILD	<input type="checkbox"/> ORPHAN			

FORM 10-637
1910 CENSUS INDEX - INDIVIDUAL

U.S. DEPARTMENT OF COMMERCE
BUREAU OF THE CENSUS

TEXAS [REDACTED]

11310 HEAD OF FAMILY *White Mitchell P.*

COLOR *w.* AGE *42* BIRTHPLACE [REDACTED] E.D. *217* SHEET *95*

COUNTY [REDACTED] CITY [REDACTED] VOL. *132*

Throckmorton

OTHER MEMBERS OF FAMILY

NAME	RELATIONSHIP	AGE	BIRTHPLACE
<i>Bettie</i>	<i>w</i>	<i>40</i>	<i>Ark</i>
<i>Archie</i>	<i>S</i>	<i>17</i>	
<i>Ursal M.</i>	<i>D</i>	<i>15</i>	
<i>Blanch</i>	<i>D</i>	<i>13</i>	
<i>Willie P.</i>	<i>S</i>	<i>12</i>	
<i>Philip J.</i>	<i>S</i>	<i>9</i>	
<i>Joseph H.</i>	<i>S</i>	<i>6</i>	

FORM 10-638A
1910 CENSUS INDEX - FAMILY

U.S. DEPARTMENT OF COMMERCE
BUREAU OF THE CENSUS

TEXAS

W300	HEAD OF FAMILY		E.D.	SHEET
	White, Mitchel		98	166
COLOR	AGE	BIRTHPLACE	VOL.	
W	53	Ala.	104	
COUNTY	POIK		CITY	
OTHER MEMBERS OF FAMILY				
NAME		RELATIONSHIP	AGE	BIRTHPLACE
Margaret		W	56	
Tom		S	29	
Grewer		S	21	
Porter		S	16	
Parrish, John E.		S.D.	28	
Anna		D.	26	
Benfield, J. E.		B.D.	49	

FORM 10-36A

1910 CENSUS INDEX - INDIVIDUAL

U.S. DEPARTMENT OF COMMERCE
BUREAU OF THE CENSUS

TEXAS

W300		NAME OF INDIVIDUAL <i>White Missouri A</i>		E.D. 61	SHEET 122
COLOR <i>B</i>	AGE <i>18</i>	BIRTHPLACE		VOL. <i>136</i>	
COUNTY <i>Travis</i>			CITY		
ENUMERATED WITH <i>Bill Williams</i>					
RELATIONSHIP TO ABOVE					
<input type="checkbox"/> SON	<input type="checkbox"/> NEPHEW	<input type="checkbox"/> STEPSON			
<input type="checkbox"/> DAUGHTER	<input type="checkbox"/> NIECE	<input type="checkbox"/> STEPDAUGHTER			
<input type="checkbox"/> BROTHER	<input type="checkbox"/> FATHER-IN-LAW	<input type="checkbox"/> COUSIN			
<input type="checkbox"/> SISTER	<input type="checkbox"/> MOTHER-IN-LAW	<input type="checkbox"/> HIRED MAN			
<input type="checkbox"/> FATHER	<input type="checkbox"/> SON-IN-LAW	<input type="checkbox"/> ROOMER			
<input type="checkbox"/> MOTHER	<input type="checkbox"/> DAUGHTER-IN-LAW	<input type="checkbox"/> SERVANT			
<input type="checkbox"/> GRANDSON	<input type="checkbox"/> BROTHER-IN-LAW	<input type="checkbox"/> OTHER (Specify)			
<input checked="" type="checkbox"/> GRANDDAUGHTER	<input type="checkbox"/> SISTER-IN-LAW				
<input type="checkbox"/> GRANDCHILD	<input type="checkbox"/> ORPHAN				

FORM 10-637

1910 CENSUS INDEX, INDIVIDUAL

U. S. DEPARTMENT OF COMMERCE
BUREAU OF THE CENSUS

TEXAS

W300	NAME OF INDIVIDUAL	Wyatt Missouri		E.D.	SHEET
COLOR	AGE	BIRTHPLACE		756	191
B	30			VOL.	144
COUNTY	CITY				
ENUMERATED WITH	Wilson		Fredericks		
RELATIONSHIP TO ABOVE	Bryant		Sydney		
<input type="checkbox"/> SON	<input type="checkbox"/> NEPHEW	<input type="checkbox"/> STEPSON			
<input type="checkbox"/> DAUGHTER	<input type="checkbox"/> NIECE	<input type="checkbox"/> STEPDAUGHTER			
<input type="checkbox"/> BROTHER	<input type="checkbox"/> FATHER-IN-LAW	<input type="checkbox"/> COUSIN			
<input type="checkbox"/> SISTER	<input type="checkbox"/> MOTHER-IN-LAW	<input type="checkbox"/> HIRED MAN			
<input type="checkbox"/> FATHER	<input type="checkbox"/> SON-IN-LAW	<input type="checkbox"/> ROOMER			
<input type="checkbox"/> MOTHER	<input type="checkbox"/> DAUGHTER-IN-LAW	<input type="checkbox"/> SERVANT			
<input type="checkbox"/> GRANDSON	<input type="checkbox"/> BROTHER-IN-LAW	<input type="checkbox"/> OTHER (Specify)			
<input type="checkbox"/> GRANDDAUGHTER	<input type="checkbox"/> SISTER-IN-LAW				
<input type="checkbox"/> GRANDCHILD	<input type="checkbox"/> ORPHAN				

FORM BC-627 (5-5-07)
FORM P. V. 10-07U.S. DEPARTMENT OF COMMERCE
BUREAU OF THE CENSUS

1910 CENSUS INDEX - INDIVIDUAL

TEXAS

W300	HEAD OF FAMILY	E. D.		SHEET
	White Missouri	17	3.	
COLOR	AGE	BIRTHPLACE		VOL.
	66	Ala		1
COUNTY	CITY			
	Anderson			
OTHER MEMBERS OF FAMILY				
NAME		RELATIONSHIP	AGE	BIRTHPLACE
William R.		68	17	

FORM 10-636
1910 CENSUS INDEX - FAMILY

U. S. DEPARTMENT OF COMMERCE
BUREAU OF THE CENSUS

TEXAS

W 300	NAME OF INDIVIDUAL <i>White Maria</i>		E.D. 60	SHEET 324
COLOR <i>W</i>	AGE <i>62</i>	BIRTHPLACE <i>Miss</i>	VOL. <i>63</i>	
COUNTY <i>Guadalupe</i>		CITY		
ENUMERATED WITH <i>Cone Lee</i>				
RELATIONSHIP TO ABOVE				
<input type="checkbox"/> SON	<input type="checkbox"/> NEPHER	<input type="checkbox"/> STEPSON		
<input type="checkbox"/> DAUGHTER	<input type="checkbox"/> NIECE	<input type="checkbox"/> STEPDAUGHTER		
<input type="checkbox"/> BROTHER	<input type="checkbox"/> FATHER-IN-LAW	<input type="checkbox"/> COUSIN		
<input type="checkbox"/> SISTER	<input checked="" type="checkbox"/> MOTHER-IN-LAW	<input type="checkbox"/> HIRED MAN		
<input type="checkbox"/> FATHER	<input type="checkbox"/> SON-IN-LAW	<input type="checkbox"/> ROOMER		
<input type="checkbox"/> MOTHER	<input type="checkbox"/> DAUGHTER-IN-LAW	<input type="checkbox"/> SERVANT		
<input type="checkbox"/> GRANDSON	<input type="checkbox"/> BROTHER-IN-LAW	<input type="checkbox"/> OTHER (<i>Specify</i>)		
<input type="checkbox"/> GRANDDAUGHTER	<input type="checkbox"/> SISTER-IN-LAW			
<input type="checkbox"/> GRANDCHILD	<input type="checkbox"/> ORPHAN			

FORM 10-637

1910 CENSUS INDEX - INDIVIDUAL

U.S. DEPARTMENT OF COMMERCE
BUREAU OF THE CENSUS

TEXAS

W300	HEAD OF FAMILY W. Kelley		Mentio	E.D. 74	SHEET 127
COLOR W	AGE 60	BIRTHPLACE N.C.		VOL. 36	
COUNTY			CITY		
OTHER MEMBERS OF FAMILY					
	NAME	RELATIONSHIP	AGE	BIRTHPLACE	
	Emil	W	24	N.C.	
	James	S	19	N.C.	
	Corrie	D	16	N.C.	
	Harriet	S	10	N.C.	

FORM 10 636
1910 CENSUS INDEX - FAMILY

U.S. DEPARTMENT OF COMMERCE
BUREAU OF THE CENSUS

TEXAS

W 360		NAME OF INDIVIDUAL Wood Mintie Pearl		E.D. 732	SHEET 38
COLOR W	AGE 36	BIRTHPLACE		VOL. 65	
COUNTY Hardeman			CITY		
ENUMERATED WITH: Woodman C.R.					
RELATIONSHIP TO ABOVE					
<input type="checkbox"/> SON	<input type="checkbox"/> NEPHEW	<input type="checkbox"/> STEPSON			
<input type="checkbox"/> DAUGHTER	<input type="checkbox"/> NIECE	<input type="checkbox"/> STEPDAUGHTER			
<input type="checkbox"/> BROTHER	<input type="checkbox"/> FATHER-IN-LAW	<input type="checkbox"/> COUSIN			
<input type="checkbox"/> SISTER	<input type="checkbox"/> MOTHER-IN-LAW	<input type="checkbox"/> HIRED MAN			
<input type="checkbox"/> FATHER	<input type="checkbox"/> SON-IN-LAW	<input type="checkbox"/> ROOMER			
<input type="checkbox"/> MOTHER	<input type="checkbox"/> DAUGHTER-IN-LAW	<input type="checkbox"/> SERVANT			
<input type="checkbox"/> GRANDSON	<input type="checkbox"/> BROTHER-IN-LAW	<input checked="" type="checkbox"/> OTHER (Specify)			
<input type="checkbox"/> GRANDDAUGHTER	<input type="checkbox"/> SISTER-IN-LAW	H.K.			
<input type="checkbox"/> GRANDCHILD	<input type="checkbox"/> ORPHAN				

FORM 10 637

1910 CENSUS INDEX - INDIVIDUAL

U.S. DEPARTMENT OF COMMERCE
BUREAU OF THE CENSUS

TEXAS

W 300		NAME OF INDIVIDUAL Wood Mintie O		E.D. 132	SHEET 56
COLOR W	AGE 38	BIRTHPLACE /		VOL. 135	
COUNTY Titus			CITY		
ENUMERATED WITH Wood, W W					
RELATIONSHIP TO ABOVE					
<input type="checkbox"/> SON	<input type="checkbox"/> NEPHEW	<input type="checkbox"/> STEPSON			
<input type="checkbox"/> DAUGHTER	<input type="checkbox"/> NIECE	<input type="checkbox"/> STEPDAUGHTER			
<input type="checkbox"/> BROTHER	<input type="checkbox"/> FATHER-IN-LAW	<input type="checkbox"/> COUSIN			
<input checked="" type="checkbox"/> SISTER	<input type="checkbox"/> MOTHER-IN-LAW	<input type="checkbox"/> HIRED MAN			
<input type="checkbox"/> FATHER	<input type="checkbox"/> SON-IN-LAW	<input type="checkbox"/> ROOMER			
<input type="checkbox"/> MOTHER	<input type="checkbox"/> DAUGHTER-IN-LAW	<input type="checkbox"/> SERVANT			
<input type="checkbox"/> GRANDSON	<input type="checkbox"/> BROTHER-IN-LAW	<input type="checkbox"/> OTHER (Specify)			
<input type="checkbox"/> GRANDDAUGHTER	<input type="checkbox"/> SISTER-IN-LAW	<input type="checkbox"/>			
<input type="checkbox"/> GRANDCHILD	<input type="checkbox"/> ORPHAN	<input type="checkbox"/>			

FORM BC-627 (5-3-67)
FORMERLY 10-637

U.S. DEPARTMENT OF COMMERCE
BUREAU OF THE CENSUS

1910 CENSUS INDEX - INDIVIDUAL

TEXAS

11360		HEAD OF FAMILY		E.D.	SHEET
White		Minter		114	321
COLOR	W	AGE	BIRTHPLACE	VOL.	
	25			140	
COUNTY	Van Zandt			CITY	
OTHER MEMBERS OF FAMILY					
NAME		RELATION- SHIP	AGE	BIRTHPLACE	
Wald		W	30		
Eason		S	2		

FORM 10-636
1910 CENSUS INDEX - FAMILY

U. S. DEPARTMENT OF COMMERCE
BUREAU OF THE CENSUS

TEXAS

6300	HEAD OF FAMILY		White Menta	E. D.	SHEET
COLOR	AGE	BIRTHPLACE		30	17
W	55	Tenn		24	
COUNTY			CITY		
Clay			Henrietta		
† OTHER MEMBERS OF FAMILY					
NAME		RELATIONSHIP	AGE	BIRTHPLACE	
T. Paul C.			11-29		
1830					

FORM 10-636
1910 CENSUS INDEX - FAMILY

U. S. DEPARTMENT OF COMMERCE
BUREAU OF THE CENSUS

TEXAS

W300	NAME OF INDIVIDUAL <i>Wood, Minnie H</i>		E.D. 81	SHEET 331
COLOR <i>W</i>	AGE 26	BIRTHPLACE	VOL. 137	
COUNTY <i>W</i>	Travis		CITY Austin	
ENUMERATED WITH <i>Colling, Frank J.</i>				
RELATIONSHIP TO ABOVE				
<input type="checkbox"/> SON	<input checked="" type="checkbox"/> NEPHEW	<input type="checkbox"/> STEPSON		
<input type="checkbox"/> DAUGHTER	<input type="checkbox"/> NIECE	<input type="checkbox"/> STEPDAUGHTER		
<input type="checkbox"/> BROTHER	<input type="checkbox"/> FATHER-IN-LAW	<input type="checkbox"/> COUSIN		
<input type="checkbox"/> SISTER	<input type="checkbox"/> MOTHER-IN-LAW	<input type="checkbox"/> HIRED MAN		
<input type="checkbox"/> FATHER	<input type="checkbox"/> SON-IN-LAW	<input type="checkbox"/> ROOMER		
<input type="checkbox"/> MOTHER	<input type="checkbox"/> DAUGHTER-IN-LAW	<input type="checkbox"/> SERVANT		
<input type="checkbox"/> GRANDSON	<input checked="" type="checkbox"/> BROTHER-IN-LAW	<input type="checkbox"/> OTHER (Specify)		
<input type="checkbox"/> GRANDDAUGHTER	<input type="checkbox"/> SISTER-IN-LAW			
<input type="checkbox"/> GRANDCHILD	<input type="checkbox"/> ORPHAN			

FORM 10-637

1910 CENSUS INDEX - INDIVIDUAL

U.S. DEPARTMENT OF COMMERCE
BUREAU OF THE CENSUS

TEXAS

W-360	NAME OF INDIVIDUAL <i>White, Minnie Walthers</i>		E.D. <i>117</i>	SHEET <i>200</i>
COLOR <i>B</i>	AGE <i>25</i>	BIRTHPLACE		VOL. <i>111</i>
COUNTY <i>Robertson</i>		CITY		
ENUMERATED WITH <i>White, William</i>				
RELATIONSHIP TO ABOVE				
<input type="checkbox"/> SON	<input type="checkbox"/> NEPHEW	<input type="checkbox"/> STEPSON		
<input type="checkbox"/> DAUGHTER	<input type="checkbox"/> NIECE	<input type="checkbox"/> STEPDAUGHTER		
<input type="checkbox"/> BROTHER	<input type="checkbox"/> FATHER-IN-LAW	<input type="checkbox"/> COUSIN		
<input type="checkbox"/> SISTER	<input type="checkbox"/> MOTHER-IN-LAW	<input type="checkbox"/> HIRED MAN		
<input type="checkbox"/> FATHER	<input type="checkbox"/> SON-IN-LAW	<input checked="" type="checkbox"/> ROOMER		
<input type="checkbox"/> MOTHER	<input type="checkbox"/> DAUGHTER-IN-LAW	<input type="checkbox"/> SERVANT		
<input type="checkbox"/> GRANDSON	<input type="checkbox"/> BROTHER-IN-LAW	<input type="checkbox"/> OTHER (Specify)		
<input type="checkbox"/> GRANDDAUGHTER	<input type="checkbox"/> SISTER-IN-LAW			
<input type="checkbox"/> GRANDCHILD	<input type="checkbox"/> ORPHAN			

FORM 10-637
1910 CENSUS INDEX - INDIVIDUAL

U.S. DEPARTMENT OF COMMERCE
BUREAU OF THE CENSUS

TEXAS

W300	HEAD OF FAMILY Wood, Mennie S		E.O. 4	SHEET 16
COLOR W-	AGE 50	BIRTHPLACE		VOL. 7
COUNTY Bell		CITY Belton		
OTHER MEMBERS OF FAMILY				
NAME		RELATIONSHIP	AGE	BIRTHPLACE
1	Robert	S	23	
	Doc J.	S	19	
	Steele Mary M	M	80	Ala

FORM 10-636
1910 CENSUS INDEX - FAMILY

U.S. DEPARTMENT OF COMMERCE
BUREAU OF THE CENSUS

TEXAS

11-300	NAME OF INDIVIDUAL W Neal Minnis		E.D. 208	SHEET 43
COLOR W	AGE 11	BIRTHPLACE.	VOL. 113	
COUNTY Reeves		CITY		
ENUMERATED WITH W Neal Thomas W				
RELATIONSHIP TO ABOVE				
<input type="checkbox"/> SON	<input type="checkbox"/> NEPHEW	<input type="checkbox"/> STEPSON		
<input type="checkbox"/> DAUGHTER	<input type="checkbox"/> NIECE	<input checked="" type="checkbox"/> STEPDAUGHTER		
<input type="checkbox"/> BROTHER	<input type="checkbox"/> FATHER-IN-LAW	<input type="checkbox"/> COUSIN		
<input type="checkbox"/> SISTER	<input type="checkbox"/> MOTHER-IN-LAW	<input type="checkbox"/> HIRED MAN		
<input type="checkbox"/> FATHER	<input type="checkbox"/> SON-IN-LAW	<input type="checkbox"/> ROOMER		
<input type="checkbox"/> MOTHER	<input type="checkbox"/> DAUGHTER-IN-LAW	<input type="checkbox"/> SERVANT		
<input type="checkbox"/> GRANDSON	<input type="checkbox"/> BROTHER-IN-LAW	<input type="checkbox"/> OTHER (Specify)		
<input type="checkbox"/> GRANDDAUGHTER	<input type="checkbox"/> SISTER-IN-LAW			
<input type="checkbox"/> GRANDCHILD	<input type="checkbox"/> ORPHAN			

FORM 10-637
1910 CENSUS INDEX - INDIVIDUAL

U.S. DEPARTMENT OF COMMERCE
BUREAU OF THE CENSUS

TEXAS

W 300	NAME OF INDIVIDUAL White, Minnie P.		E.D. 35	SHEET 6
COLOR W.	AGE 21	BIRTHPLACE		VOL. 19
COUNTY Caldwell		CITY		
ENUMERATED WITH Whites Jesse W.				
RELATIONSHIP TO ABOVE				
<input type="checkbox"/> SON	<input type="checkbox"/> NEPHEW	<input type="checkbox"/> STEPSON		
<input type="checkbox"/> DAUGHTER	<input type="checkbox"/> NIECE	<input type="checkbox"/> STEPDAUGHTER		
<input type="checkbox"/> BROTHER	<input type="checkbox"/> FATHER-IN-LAW	<input type="checkbox"/> COUSIN		
<input checked="" type="checkbox"/> SISTER	<input type="checkbox"/> MOTHER-IN-LAW	<input type="checkbox"/> HIRED MAN		
<input type="checkbox"/> FATHER	<input type="checkbox"/> SON-IN-LAW	<input type="checkbox"/> ROOMER		
<input type="checkbox"/> MOTHER	<input type="checkbox"/> DAUGHTER-IN-LAW	<input type="checkbox"/> SERVANT		
<input type="checkbox"/> GRANDSON	<input type="checkbox"/> BROTHER-IN-LAW	<input type="checkbox"/> OTHER (Specify)		
<input type="checkbox"/> GRANDDAUGHTER	<input type="checkbox"/> SISTER-IN-LAW			
<input type="checkbox"/> GRANDCHILD	<input type="checkbox"/> ORPHAN			

FORM 10-637
1910 CENSUS INDEX - INDIVIDUAL

U.S. DEPARTMENT OF COMMERCE
BUREAU OF THE CENSUS

TEXAS

W 300		NAME OF INDIVIDUAL <i>White, Minnie O</i>		E.D. 144	SHEET 33
COLOR B	AGE 17	BIRTHPLACE		VOL. 106	
COUNTY Montgomery			CITY		
ENUMERATED WITH <i>Samuel, George</i>					
RELATIONSHIP TO ABOVE					
<input type="checkbox"/> SON	<input type="checkbox"/> NEPHEW	<input type="checkbox"/> STEPSON			
<input type="checkbox"/> DAUGHTER	<input type="checkbox"/> NIECE	<input checked="" type="checkbox"/> STEPDAUGHTER			
<input type="checkbox"/> BROTHER	<input type="checkbox"/> FATHER-IN-LAW	<input type="checkbox"/> COUSIN			
<input type="checkbox"/> SISTER	<input type="checkbox"/> MOTHER-IN-LAW	<input type="checkbox"/> HIRED MAN			
<input type="checkbox"/> FATHER	<input type="checkbox"/> SON-IN-LAW	<input type="checkbox"/> ROOMER			
<input type="checkbox"/> MOTHER	<input type="checkbox"/> DAUGHTER-IN-LAW	<input type="checkbox"/> SERVANT			
<input type="checkbox"/> GRANDSON	<input type="checkbox"/> BROTHER-IN-LAW	<input type="checkbox"/> OTHER (Specify)			
<input type="checkbox"/> GRANDDAUGHTER	<input type="checkbox"/> SISTER-IN-LAW				
<input type="checkbox"/> GRANDCHILD	<input type="checkbox"/> ORPHAN				

FORM 10 637
1910 CENSUS INDEX - INDIVIDUAL

U. S. DEPARTMENT OF COMMERCE
BUREAU OF THE CENSUS

TEXAS

H 300	NAME OF INDIVIDUAL		E.D.	SHEET
	White Minnie May		282	253
COLOR	AGE	BIRTHPLACE	VOL.	
W	14		132	
COUNTY		CITY		
Tom Green		San Angelo		
ENUMERATED WITH				
Cain Oscar				
RELATIONSHIP TO ABOVE				
<input type="checkbox"/> SON	<input type="checkbox"/> NEPHEW	<input type="checkbox"/> STEPSON		
<input type="checkbox"/> DAUGHTER	<input checked="" type="checkbox"/> NIECE	<input type="checkbox"/> STEPDAUGHTER		
<input type="checkbox"/> BROTHER	<input type="checkbox"/> FATHER-IN-LAW	<input type="checkbox"/> COUSIN		
<input type="checkbox"/> SISTER	<input type="checkbox"/> MOTHER-IN-LAW	<input type="checkbox"/> HIRED MAN		
<input type="checkbox"/> FATHER	<input type="checkbox"/> SON-IN-LAW	<input type="checkbox"/> ROOMER		
<input type="checkbox"/> MOTHER	<input type="checkbox"/> DAUGHTER-IN-LAW	<input type="checkbox"/> SERVANT		
<input type="checkbox"/> GRANDSON	<input type="checkbox"/> BROTHER-IN-LAW	<input type="checkbox"/> OTHER (Specify)		
<input type="checkbox"/> GRANDDAUGHTER	<input type="checkbox"/> SISTER-IN-LAW			
<input type="checkbox"/> GRANDCHILD	<input type="checkbox"/> ORPHAN			

FORM BC-627 (2-8-67)
FORMERLY 10-637

U.S. DEPARTMENT OF COMMERCE
BUREAU OF THE CENSUS

1910 CENSUS INDEX - INDIVIDUAL

TEXAS

W 300	NAME OF INDIVIDUAL <i>White, Minnie E</i>		E.D. <i>118</i>	SHEET <i>W</i>
COLOR <i>W.</i>	AGE <i>34</i>	BIRTHPLACE	VOL. <i>128</i>	
COUNTY <i>Tarrant</i>	CITY <i>Fort Worth</i>			
ENUMERATED WITH <i>Homer, A. B.</i>				
RELATIONSHIP TO ABOVE				
<input type="checkbox"/> SON	<input type="checkbox"/> NEPHEW	<input type="checkbox"/> STEPSON		
<input type="checkbox"/> DAUGHTER	<input type="checkbox"/> NIECE	<input type="checkbox"/> STEPDAUGHTER		
<input type="checkbox"/> BROTHER	<input type="checkbox"/> FATHER-IN-LAW	<input type="checkbox"/> COUSIN		
<input type="checkbox"/> SISTER	<input type="checkbox"/> MOTHER-IN-LAW	<input type="checkbox"/> HIRED MAN		
<input type="checkbox"/> FATHER	<input type="checkbox"/> SON-IN-LAW	<input checked="" type="checkbox"/> ROOMER		
<input type="checkbox"/> MOTHER	<input type="checkbox"/> DAUGHTER-IN-LAW	<input type="checkbox"/> SERVANT		
<input type="checkbox"/> GRANDSON	<input type="checkbox"/> BROTHER-IN-LAW	<input type="checkbox"/> OTHER (Specify)		
<input type="checkbox"/> GRANDDAUGHTER	<input type="checkbox"/> SISTER-IN-LAW			
<input type="checkbox"/> GRANDCHILD	<input type="checkbox"/> ORPHAN			

FORM 10-637

1910 CENSUS INDEX - INDIVIDUAL

U. S. DEPARTMENT OF COMMERCE
BUREAU OF THE CENSUS

TEXAS

W300		NAME OF INDIVIDUAL White Minnie		E.D. 243	SHEET 98
COLOR W.	AGE 18	BIRTHPLACE		VOL. 142	
COUNTY Wilbarger			CITY		
ENUMERATED WITH White John M.					
RELATIONSHIP TO ABOVE					
<input type="checkbox"/> SON	<input type="checkbox"/> NEPHEW	<input type="checkbox"/> STEPSON			
<input type="checkbox"/> DAUGHTER	<input type="checkbox"/> NIECE	<input type="checkbox"/> STEPDAUGHTER			
<input type="checkbox"/> BROTHER	<input type="checkbox"/> FATHER-IN-LAW	<input type="checkbox"/> COUSIN			
<input type="checkbox"/> SISTER	<input type="checkbox"/> MOTHER-IN-LAW	<input type="checkbox"/> HIRED MAN			
<input type="checkbox"/> FATHER	<input type="checkbox"/> SON-IN-LAW	<input type="checkbox"/> ROOMER			
<input type="checkbox"/> MOTHER	<input checked="" type="checkbox"/> DAUGHTER-IN-LAW	<input type="checkbox"/> SERVANT			
<input type="checkbox"/> GRANDSON	<input type="checkbox"/> BROTHER-IN-LAW	<input type="checkbox"/> OTHER (Specify)			
<input type="checkbox"/> GRANDDAUGHTER	<input type="checkbox"/> SISTER-IN-LAW				
<input type="checkbox"/> GRANDCHILD	<input type="checkbox"/> ORPHAN				

FORM BC-627 (3-5-67)
FORMERLY 10-637

U.S. DEPARTMENT OF COMMERCE
BUREAU OF THE CENSUS

1910 CENSUS INDEX - INDIVIDUAL

TEXAS

W 300		NAME OF INDIVIDUAL W. H. L., Minnie		E.D. 212	SHEET 196
COLOR W	AGE 16	BIRTHPLACE		VOL. 116	
COUNTY San Saba		CITY			
ENUMERATED WITH Daddy, David W					
RELATIONSHIP TO ABOVE					
<input type="checkbox"/> SON	<input type="checkbox"/> NEPHEW	<input type="checkbox"/> STEPSON			
<input type="checkbox"/> DAUGHTER	<input type="checkbox"/> NIECE	<input type="checkbox"/> STEPDAUGHTER			
<input type="checkbox"/> BROTHER	<input type="checkbox"/> FATHER-IN-LAW	<input type="checkbox"/> COUSIN			
<input type="checkbox"/> SISTER	<input type="checkbox"/> MOTHER-IN-LAW	<input type="checkbox"/> HIRED MAN			
<input type="checkbox"/> FATHER	<input type="checkbox"/> SON-IN-LAW	<input type="checkbox"/> ROOMER			
<input type="checkbox"/> MOTHER	<input type="checkbox"/> DAUGHTER-IN-LAW	<input type="checkbox"/> SERVANT			
<input type="checkbox"/> GRANDSON	<input type="checkbox"/> BROTHER-IN-LAW	<input checked="" type="checkbox"/> OTHER (Specify)	House-keeper		
<input type="checkbox"/> GRANDDAUGHTER	<input type="checkbox"/> SISTER-IN-LAW				
<input type="checkbox"/> GRANDCHILD	<input type="checkbox"/> ORPHAN				

FORM 10-437 (2-19-02)

U.S. DEPARTMENT OF COMMERCE
BUREAU OF THE CENSUS

1910 CENSUS INDEX - INDIVIDUAL

9 GPO : 1905 O-041483

TEXAS

0300		NAME OF INDIVIDUAL Watt Minnie		E.D. 11	SHEET 8
COLOR W	AGE 38	BIRTHPLACE Tex		VOL. 1	
COUNTY Anderson			CITY Palestine		
ENUMERATED WITH: Watt Walter					
RELATIONSHIP TO ABOVE					
<input type="checkbox"/> SON	<input type="checkbox"/> NEPHEW	<input type="checkbox"/> STEPSON			
<input type="checkbox"/> DAUGHTER	<input type="checkbox"/> NIECE	<input type="checkbox"/> STEPDAUGHTER			
<input type="checkbox"/> BROTHER	<input type="checkbox"/> FATHER-IN-LAW	<input type="checkbox"/> COUSIN			
<input checked="" type="checkbox"/> SISTER	<input type="checkbox"/> MOTHER-IN-LAW	<input type="checkbox"/> HIRED MAN			
<input type="checkbox"/> FATHER	<input type="checkbox"/> SON-IN-LAW	<input type="checkbox"/> ROOMER			
<input type="checkbox"/> MOTHER	<input type="checkbox"/> DAUGHTER-IN-LAW	<input type="checkbox"/> SERVANT			
<input type="checkbox"/> GRANDSON	<input type="checkbox"/> BROTHER-IN-LAW	<input type="checkbox"/> OTHER (Specify)			
<input type="checkbox"/> GRANDDAUGHTER	<input type="checkbox"/> SISTER-IN-LAW				
<input type="checkbox"/> GRANDCHILD	<input type="checkbox"/> ORPHAN				

FORM 10 637
1910 CENSUS INDEX - INDIVIDUAL

U.S. DEPARTMENT OF COMMERCE
BUREAU OF THE CENSUS

TEXAS

W300		NAME OF INDIVIDUAL <i>White, Missie</i>		E.D. <i>93</i>	SHEET <i>106</i>
COLOR <i>W</i>	AGE <i>3</i>	BIRTHPLACE		VOL. <i>91</i>	
COUNTY <i>Lamar</i>		CITY <i>Blossom</i>			
ENUMERATED WITH <i>Sawto, Frank</i>					
RELATIONSHIP TO ABOVE					
<input type="checkbox"/> SON	<input type="checkbox"/> NEPHEW	<input type="checkbox"/> STEPSON			
<input type="checkbox"/> DAUGHTER	<input type="checkbox"/> NIECE	<input type="checkbox"/> STEPDAUGHTER			
<input type="checkbox"/> BROTHER	<input type="checkbox"/> FATHER-IN-LAW	<input type="checkbox"/> COUSIN			
<input type="checkbox"/> SISTER	<input type="checkbox"/> MOTHER-IN-LAW	<input type="checkbox"/> HIRED MAN			
<input type="checkbox"/> FATHER	<input type="checkbox"/> SON-IN-LAW	<input type="checkbox"/> ROOMER			
<input type="checkbox"/> MOTHER	<input type="checkbox"/> DAUGHTER-IN-LAW	<input type="checkbox"/> SERVANT			
<input type="checkbox"/> GRANDSON	<input type="checkbox"/> BROTHER-IN-LAW	<input type="checkbox"/> OTHER (Specify)			
<input type="checkbox"/> GRANDDAUGHTER	<input type="checkbox"/> SISTER-IN-LAW				
<input type="checkbox"/> GRANDCHILD	<input checked="" type="checkbox"/> ORPHAN				

FORM 10-637.
1910 CENSUS INDEX - INDIVIDUAL

U.S. DEPARTMENT OF COMMERCE
BUREAU OF THE CENSUS

TEXAS

W 300		NAME OF INDIVIDUAL Wiede Missie		E.D. 11	SHEET 1
COLOR W	AGE 52	BIRTHPLACE Ger.		VOL. 14	
COUNTY Bosque			CITY		
ENUMERATED WITH Wiede Adolf					
RELATIONSHIP TO ABOVE					
<input type="checkbox"/> SON	<input type="checkbox"/> NEPHEW	<input type="checkbox"/> STEPSON			
<input type="checkbox"/> DAUGHTER	<input type="checkbox"/> NIECE	<input type="checkbox"/> STEPDAUGHTER			
<input type="checkbox"/> BROTHER	<input type="checkbox"/> FATHER-IN-LAW	<input type="checkbox"/> COUSIN			
<input type="checkbox"/> SISTER	<input type="checkbox"/> MOTHER-IN-LAW	<input type="checkbox"/> HIRED MAN			
<input type="checkbox"/> FATHER	<input type="checkbox"/> SON-IN-LAW	<input type="checkbox"/> ROOMER			
<input checked="" type="checkbox"/> MOTHER	<input type="checkbox"/> DAUGHTER-IN-LAW	<input type="checkbox"/> SERVANT			
<input type="checkbox"/> GRANDSON	<input type="checkbox"/> BROTHER-IN-LAW	<input type="checkbox"/> OTHER (Specify)			
<input type="checkbox"/> GRANDDAUGHTER	<input type="checkbox"/> SISTER-IN-LAW				
<input type="checkbox"/> GRANDCHILD	<input type="checkbox"/> ORPHAN				

FORM 10.637
1910 CENSUS INDEX - INDIVIDUAL

U.S. DEPARTMENT OF COMMERCE
BUREAU OF THE CENSUS

TEXAS

W 300	HEAD OF FAMILY W. H. [unclear]		E.D. 47	SHEET 82
COLOR W	AGE 38	BIRTHPLACE	VOL. 66	
COUNTY Harris	CITY Houston			
OTHER MEMBERS OF FAMILY				
NAME		RELATIONSHIP	AGE	BIRTHPLACE
71 430				

FORM 10 636
1910 CENSUS INDEX - FAMILY

U.S. DEPARTMENT OF COMMERCE
BUREAU OF THE CENSUS

TEXAS

W300		NAME OF INDIVIDUAL <i>Wood Minnie</i>		E.D. <i>158</i>	SHEET <i>35</i>
COLOR <i>W</i>	AGE <i>21</i>	BIRTHPLACE <i>Miss</i>		VOL <i>92</i>	
COUNTY			CITY		
ENUMERATED WITH <i>Keenan Oliver</i>					
RELATIONSHIP TO ABOVE					
<input type="checkbox"/> SON	<input type="checkbox"/> NEPHEW	<input type="checkbox"/> STEPSON			
<input type="checkbox"/> DAUGHTER	<input type="checkbox"/> NIECE	<input type="checkbox"/> STEPDAUGHTER			
<input type="checkbox"/> BROTHER	<input type="checkbox"/> FATHER-IN-LAW	<input type="checkbox"/> COUSIN			
<input type="checkbox"/> SISTER	<input type="checkbox"/> MOTHER-IN-LAW	<input type="checkbox"/> HIRED MAN			
<input type="checkbox"/> FATHER	<input type="checkbox"/> SON-IN-LAW	<input type="checkbox"/> ROOMER			
<input type="checkbox"/> MOTHER	<input type="checkbox"/> DAUGHTER-IN-LAW	<input type="checkbox"/> SERVANT			
<input type="checkbox"/> GRANDSON	<input type="checkbox"/> BROTHER-IN-LAW	<input checked="" type="checkbox"/> OTHER (Specify)			
<input type="checkbox"/> GRANDDAUGHTER	<input type="checkbox"/> SISTER-IN-LAW	<i>H.M.W.</i>			
<input type="checkbox"/> GRANDCHILD	<input type="checkbox"/> ORPHAN				

FORM 10 637
1910 CENSUS INDEX - INDIVIDUAL

U. S. DEPARTMENT OF COMMERCE
BUREAU OF THE CENSUS

TEXAS

11300		NAME OF INDIVIDUAL		E.D.	SHEET.
COLOR		AGE	BIRTHPLACE	26	7
Mu		32		VOL.	21
COUNTY			CITY		
Chambers					
ENUMERATED WITH					
Maze Mary Etta					
RELATIONSHIP TO ABOVE					
<input checked="" type="checkbox"/> SON	<input type="checkbox"/> NEPHEW	<input type="checkbox"/> STEPSON			
<input type="checkbox"/> DAUGHTER	<input type="checkbox"/> NIECE	<input type="checkbox"/> STEPDAUGHTER			
<input type="checkbox"/> BROTHER	<input type="checkbox"/> FATHER-IN-LAW	<input type="checkbox"/> COUSIN			
<input type="checkbox"/> SISTER	<input type="checkbox"/> MOTHER-IN-LAW	<input type="checkbox"/> HIRED MAN			
<input type="checkbox"/> FATHER	<input type="checkbox"/> SON-IN-LAW	<input type="checkbox"/> ROOMER			
<input type="checkbox"/> MOTHER	<input type="checkbox"/> DAUGHTER-IN-LAW	<input type="checkbox"/> SERVANT			
<input type="checkbox"/> GRANDSON	<input type="checkbox"/> BROTHER-IN-LAW	<input type="checkbox"/> OTHER (Specify)			
<input type="checkbox"/> GRANDDAUGHTER	<input type="checkbox"/> SISTER-IN-LAW				
<input type="checkbox"/> GRANDCHILD	<input type="checkbox"/> ORPHAN				

FORM 10-637

1910 CENSUS INDEX - INDIVIDUAL

U.S. DEPARTMENT OF COMMERCE
BUREAU OF THE CENSUS

TEXAS

W 340		NAME OF INDIVIDUAL Walt Myer		E.D. 70	SHEET 13
COLOR W	AGE 37	BIRTHPLACE Canada		VOL. 137	
COUNTY Travis			CITY Austin		
ENUMERATED WITH Bethrick Rose					
RELATIONSHIP TO ABOVE					
<input type="checkbox"/> SON	<input type="checkbox"/> NEPHEW	<input type="checkbox"/> STEPSON			
<input type="checkbox"/> DAUGHTER	<input type="checkbox"/> NIECE	<input type="checkbox"/> STEPDAUGHTER			
<input type="checkbox"/> BROTHER	<input type="checkbox"/> FATHER-IN-LAW	<input type="checkbox"/> COUSIN			
<input type="checkbox"/> SISTER	<input type="checkbox"/> MOTHER-IN-LAW	<input type="checkbox"/> HIRED MAN			
<input type="checkbox"/> FATHER	<input type="checkbox"/> SON-IN-LAW	<input checked="" type="checkbox"/> ROOMER			
<input type="checkbox"/> MOTHER	<input type="checkbox"/> DAUGHTER-IN-LAW	<input type="checkbox"/> SERVANT			
<input type="checkbox"/> GRANDSON	<input type="checkbox"/> BROTHER-IN-LAW	<input type="checkbox"/> OTHER (Specify)			
<input type="checkbox"/> GRANDDAUGHTER	<input type="checkbox"/> SISTER-IN-LAW				
<input type="checkbox"/> GRANDCHILD	<input type="checkbox"/> ORPHAN				

FORM 10 637
1910 CENSUS INDEX - INDIVIDUAL

U. S. DEPARTMENT OF COMMERCE
BUREAU OF THE CENSUS

TEXAS

W300		NAME OF INDIVIDUAL		White Minnie		E.D.	SHEET
COLOR	W	AGE	30	BIRTHPLACE		21	15
COUNTY				Collin	CITY	VOL. 27	
ENUMERATED WITH							
- White, M. E.							
RELATIONSHIP TO ABOVE							
<input type="checkbox"/> SON	<input type="checkbox"/> NEPHEW	<input type="checkbox"/> STEPHEN					
<input type="checkbox"/> DAUGHTER	<input type="checkbox"/> NIECE	<input type="checkbox"/> STEPDAUGHTER					
<input type="checkbox"/> BROTHER	<input type="checkbox"/> FATHER-IN-LAW	<input type="checkbox"/> COUSIN					
<input checked="" type="checkbox"/> SISTER	<input type="checkbox"/> MOTHER-IN-LAW	<input type="checkbox"/> HIRED MAN					
<input type="checkbox"/> FATHER	<input type="checkbox"/> SON-IN-LAW	<input type="checkbox"/> ROOMER					
<input type="checkbox"/> MOTHER	<input type="checkbox"/> DAUGHTER-IN-LAW	<input type="checkbox"/> SERVANT					
<input type="checkbox"/> GRANDSON	<input type="checkbox"/> BROTHER-IN-LAW	<input type="checkbox"/> OTHER (Specify)					
<input type="checkbox"/> GRANDDAUGHTER	<input type="checkbox"/> SISTER-IN-LAW						
<input type="checkbox"/> GRANDCHILD	<input type="checkbox"/> ORPHAN						

FORM 10-637
1910 CENSUS INDEX - INDIVIDUAL

U.S. DEPARTMENT OF COMMERCE
BUREAU OF THE CENSUS

TEXAS

60300	NAME OF INDIVIDUAL <i>Whitie M. Moore</i>		E.D. <i>94</i>	SHEET <i>23</i>
COLOR <i>W</i>	AGE <i>19</i>	BIRTHPLACE <i>Miss</i>	VOL. <i>52</i>	
COUNTY.		CITY		
ENUMERATED WITH <i>Richard</i> <i>Moore J. G.</i>				
RELATIONSHIP TO ABOVE <i>apparently SD</i>				
<input type="checkbox"/> SON	<input type="checkbox"/> NEPHEW	<input type="checkbox"/> STEPSON		
<input checked="" type="checkbox"/> DAUGHTER	<input type="checkbox"/> NIECE	<input type="checkbox"/> STEPDAUGHTER		
<input type="checkbox"/> BROTHER	<input type="checkbox"/> FATHER-IN-LAW	<input type="checkbox"/> COUSIN		
<input type="checkbox"/> SISTER	<input type="checkbox"/> MOTHER-IN-LAW	<input type="checkbox"/> HIRED MAN		
<input type="checkbox"/> FATHER	<input type="checkbox"/> SON-IN-LAW	<input type="checkbox"/> ROOMER		
<input type="checkbox"/> MOTHER	<input type="checkbox"/> DAUGHTER-IN-LAW	<input type="checkbox"/> SERVANT		
<input type="checkbox"/> GRANDSON	<input type="checkbox"/> BROTHER-IN-LAW	<input type="checkbox"/> OTHER (Specify)		
<input type="checkbox"/> GRANDDAUGHTER	<input type="checkbox"/> SISTER-IN-LAW			
<input type="checkbox"/> GRANDCHILD	<input type="checkbox"/> ORPHAN			

FORM 10-637
1910 CENSUS INDEX - INDIVIDUAL

U. S. DEPARTMENT OF COMMERCE
BUREAU OF THE CENSUS

TEXAS

W30c		NAME OF INDIVIDUAL		Wood, Minnie	E.D.	SHEET
COLOR	W	AGE	28	BIRTHPLACE	Iowa	57 356
COUNTY				VOL.		
Hopkins				77		
ENUMERATED WITH		CITY				
Maudie Audrey K		Sulphur Springs				
RELATIONSHIP TO ABOVE						
<input type="checkbox"/> SON	<input type="checkbox"/> NEPHEW	<input type="checkbox"/> STEPSON				
<input type="checkbox"/> DAUGHTER	<input type="checkbox"/> NIECE	<input type="checkbox"/> STEPDAUGHTER				
<input type="checkbox"/> BROTHER	<input type="checkbox"/> FATHER-IN-LAW	<input type="checkbox"/> COUSIN				
<input type="checkbox"/> SISTER	<input type="checkbox"/> MOTHER-IN-LAW	<input type="checkbox"/> HIRED MAN				
<input type="checkbox"/> FATHER	<input type="checkbox"/> SON-IN-LAW	<input checked="" type="checkbox"/> ROOMER				
<input type="checkbox"/> MOTHER	<input type="checkbox"/> DAUGHTER-IN-LAW	<input type="checkbox"/> SERVANT				
<input type="checkbox"/> GRANDSON	<input type="checkbox"/> BROTHER-IN-LAW	<input type="checkbox"/> OTHER (Specify)				
<input type="checkbox"/> GRANDDAUGHTER	<input type="checkbox"/> SISTER-IN-LAW					
<input type="checkbox"/> GRANDCHILD	<input type="checkbox"/> ORPHAN					

FORM 10-637
1910 CENSUS INDEX - INDIVIDUALU. S. DEPARTMENT OF COMMERCE
BUREAU OF THE CENSUS

TEXAS

N 300		NAME OF INDIVIDUAL <i>W. White Munn</i>		E. D.	SHEET
COLOR <i>B</i>	AGE <i>18</i>	BIRTHPLACE		<i>6</i>	<i>18</i>
COUNTY			CITY	VOL.	
			<i>Austin</i>	<i>3</i>	
ENUMERATED WITH <i>Bailey Anderson</i>					
RELATIONSHIP TO ABOVE					
<input type="checkbox"/> SON	<input type="checkbox"/> NEPHEW	<input type="checkbox"/> STEPSON			
<input type="checkbox"/> DAUGHTER	<input type="checkbox"/> NIECE	<input type="checkbox"/> STEPDAUGHTER			
<input type="checkbox"/> BROTHER	<input type="checkbox"/> FATHER-IN-LAW	<input type="checkbox"/> COUSIN			
<input type="checkbox"/> SISTER	<input type="checkbox"/> MOTHER-IN-LAW	<input type="checkbox"/> HIRED MAN			
<input type="checkbox"/> FATHER	<input type="checkbox"/> SON-IN-LAW	<input type="checkbox"/> ROOMER			
<input type="checkbox"/> MOTHER	<input type="checkbox"/> DAUGHTER-IN-LAW	<input type="checkbox"/> SERVANT			
<input type="checkbox"/> GRANDSON	<input type="checkbox"/> BROTHER-IN-LAW	<input type="checkbox"/> OTHER (Specify)			
<input type="checkbox"/> GRANDDAUGHTER	<input type="checkbox"/> SISTER-IN-LAW	<i>At Child</i>			
<input type="checkbox"/> GRANDCHILD	<input type="checkbox"/> ORPHAN				

FORM 10-687
1910 CENSUS INDEX - INDIVIDUAL

U. S. DEPARTMENT OF COMMERCE
BUREAU OF THE CENSUS

TEXAS

W 300		NAME OF INDIVIDUAL <i>Wade Winnie</i>		E.D. <i>68</i>	SHEET <i>401</i>
COLOR <i>B</i>	AGE <i>27</i>	BIRTHPLACE		VOL. <i>36</i>	
COUNTY <i>Dallas</i>			CITY <i>Dallas</i>		
ENUMERATED WITH <i>Herring J R</i>					
RELATIONSHIP TO ABOVE					
<input type="checkbox"/> SON	<input type="checkbox"/> NEPHEW	<input type="checkbox"/> STEPSON			
<input type="checkbox"/> DAUGHTER	<input type="checkbox"/> NIECE	<input type="checkbox"/> STEPDAUGHTER			
<input type="checkbox"/> BROTHER	<input type="checkbox"/> FATHER-IN-LAW	<input type="checkbox"/> COUSIN			
<input type="checkbox"/> SISTER	<input type="checkbox"/> MOTHER-IN-LAW	<input type="checkbox"/> HIRED MAN			
<input type="checkbox"/> FATHER	<input type="checkbox"/> SON-IN-LAW	<input type="checkbox"/> ROOMER			
<input type="checkbox"/> MOTHER	<input type="checkbox"/> DAUGHTER-IN-LAW	<input checked="" type="checkbox"/> SERVANT			
<input type="checkbox"/> GRANDSON	<input type="checkbox"/> BROTHER-IN-LAW	<input type="checkbox"/> OTHER (Specify)			
<input type="checkbox"/> GRANDDAUGHTER	<input type="checkbox"/> SISTER-IN-LAW				
<input type="checkbox"/> GRANDCHILD	<input type="checkbox"/> ORPHAN				

FORM 10 637
1910 CENSUS INDEX - INDIVIDUAL

U.S. DEPARTMENT OF COMMERCE
BUREAU OF THE CENSUS

TEXAS

W 300	NAME OF INDIVIDUAL White Minnie		E.O. 29	SHEET 201
COLOR B	AGE 45	BIRTHPLACE	VOL 33	
COUNTY Dallas	CITY Dallas			
ENUMERATED WITH Tomlinson Mrs. Lillie M				
RELATIONSHIP TO ABOVE				
<input type="checkbox"/> SON	<input type="checkbox"/> NEPHEW	<input type="checkbox"/> STEPSON		
<input type="checkbox"/> DAUGHTER	<input type="checkbox"/> NIECE	<input type="checkbox"/> STEPDAUGHTER		
<input type="checkbox"/> BROTHER	<input type="checkbox"/> FATHER-IN-LAW	<input type="checkbox"/> COUSIN		
<input type="checkbox"/> SISTER	<input type="checkbox"/> MOTHER-IN-LAW	<input type="checkbox"/> HIRED MAN		
<input type="checkbox"/> FATHER	<input type="checkbox"/> SON-IN-LAW	<input type="checkbox"/> ROOMER		
<input type="checkbox"/> MOTHER	<input type="checkbox"/> DAUGHTER-IN-LAW	<input checked="" type="checkbox"/> SERVANT		
<input type="checkbox"/> GRANDSON	<input type="checkbox"/> BROTHER-IN-LAW	<input type="checkbox"/> OTHER (Specify)		
<input type="checkbox"/> GRANDDAUGHTER	<input type="checkbox"/> SISTER-IN-LAW			
<input type="checkbox"/> GRANDCHILD	<input type="checkbox"/> ORPHAN			

FORM 10-637
1910 CENSUS INDEX - INDIVIDUAL

U.S. DEPARTMENT OF COMMERCE
BUREAU OF THE CENSUS

TEXAS

W300		NAME OF INDIVIDUAL <i>Wood, Munnie</i>		E.O. <i>31</i>	SHEET <i>112</i>
COLOR <i>W</i>	AGE <i>32</i>	BIRTHPLACE <i>Penrod</i>		VOL. <i>11</i>	
COUNTY <i>Bexar</i>			CITY <i>San Antonio</i>		
ENUMERATED WITH <i>Atkins, W. G.</i>					
RELATIONSHIP TO ABOVE					
<input type="checkbox"/> SON	<input type="checkbox"/> NEPHEW	<input type="checkbox"/> STEPSON			
<input type="checkbox"/> DAUGHTER	<input type="checkbox"/> NIECE	<input type="checkbox"/> STEPDAUGHTER			
<input type="checkbox"/> BROTHER	<input type="checkbox"/> FATHER-IN-LAW	<input type="checkbox"/> COUSIN			
<input type="checkbox"/> SISTER	<input type="checkbox"/> MOTHER-IN-LAW	<input type="checkbox"/> HIRED MAN			
<input type="checkbox"/> FATHER	<input type="checkbox"/> SON-IN-LAW	<input checked="" type="checkbox"/> ROOMER			
<input type="checkbox"/> MOTHER	<input type="checkbox"/> DAUGHTER-IN-LAW	<input type="checkbox"/> SERVANT			
<input type="checkbox"/> GRANDSON	<input type="checkbox"/> BROTHER-IN-LAW	<input type="checkbox"/> OTHER (Specify)			
<input type="checkbox"/> GRANDDAUGHTER	<input type="checkbox"/> SISTER-IN-LAW				
<input type="checkbox"/> GRANDCHILD	<input type="checkbox"/> ORPHAN				

FORM 10 637
1910 CENSUS INDEX - INDIVIDUAL

U.S. DEPARTMENT OF COMMERCE
BUREAU OF THE CENSUS

TEXAS

W 300		NAME OF INDIVIDUAL Wood, William		E.O. 94	SHEET 119
COLOR W	AGE 75	BIRTHPLACE		VOL. 75	
COUNTY McLennan			CITY		
ENUMERATED WITH Wood, William					
RELATIONSHIP TO ABOVE					
<input type="checkbox"/> SON	<input type="checkbox"/> NEPHEW	<input type="checkbox"/> STEPSON			
<input type="checkbox"/> DAUGHTER	<input checked="" type="checkbox"/> NIECE	<input type="checkbox"/> STEPDAUGHTER			
<input type="checkbox"/> BROTHER	<input type="checkbox"/> FATHER-IN-LAW	<input type="checkbox"/> COUSIN			
<input type="checkbox"/> SISTER	<input type="checkbox"/> MOTHER-IN-LAW	<input type="checkbox"/> UNCLE			
<input type="checkbox"/> FATHER	<input type="checkbox"/> SON-IN-LAW	<input type="checkbox"/> ROOMER			
<input type="checkbox"/> MOTHER	<input type="checkbox"/> DAUGHTER-IN-LAW	<input type="checkbox"/> SERVANT			
<input type="checkbox"/> GRANDSON	<input type="checkbox"/> BROTHER-IN-LAW	<input type="checkbox"/> OTHER (Specify)			
<input type="checkbox"/> GRANDDAUGHTER	<input type="checkbox"/> SISTER-IN-LAW				
<input type="checkbox"/> GRANDCHILD	<input type="checkbox"/> ORPHAN				

FORM 10-637
1910 CENSUS INDEX - INDIVIDUAL

U. S. DEPARTMENT OF COMMERCE
BUREAU OF THE CENSUS

TEXAS

W300		NAME OF INDIVIDUAL <i>White Munn</i>		E.O. 134	SHEET 8
COLOR W	AGE 9	BIRTHPLACE <i>Okla.</i>		VOL. 25	
COUNTY		Coleman	CITY		
ENUMERATED WITH <i>M. Kee, James</i>					
RELATIONSHIP TO ABOVE					
<input type="checkbox"/> SON	<input type="checkbox"/> NEPHEW	<input type="checkbox"/> STEPSON			
<input type="checkbox"/> DAUGHTER	<input type="checkbox"/> NIECE	<input type="checkbox"/> STEPDAUGHTER			
<input type="checkbox"/> BROTHER	<input type="checkbox"/> FATHER-IN-LAW	<input type="checkbox"/> COUSIN			
<input type="checkbox"/> SISTER	<input type="checkbox"/> MOTHER-IN-LAW	<input type="checkbox"/> HIRED MAN			
<input type="checkbox"/> FATHER	<input type="checkbox"/> SON-IN-LAW	<input type="checkbox"/> ROOMER			
<input type="checkbox"/> MOTHER	<input type="checkbox"/> DAUGHTER-IN-LAW	<input type="checkbox"/> SERVANT			
<input type="checkbox"/> GRANDSON	<input type="checkbox"/> BROTHER-IN-LAW	<input type="checkbox"/> OTHER (Specify)			
<input checked="" type="checkbox"/> GRANDDAUGHTER	<input type="checkbox"/> SISTER-IN-LAW				
<input type="checkbox"/> GRANDCHILD	<input type="checkbox"/> ORPHAN				

FORM 10-637
1910 CENSUS INDEX - INDIVIDUAL

U.S. DEPARTMENT OF COMMERCE
BUREAU OF THE CENSUS

TEXAS

W300		NAME OF INDIVIDUAL <i>White, Minnie</i>		E.D. <i>132</i>	SHEET <i>169</i>
COLOR <i>W</i>	AGE <i>29</i>	BIRTHPLACE <i>Miss</i>		VOL. <i>47</i>	
COUNTY <i>Ellis</i>			CITY		
ENUMERATED WITH <i>Lewis, Allie</i>					
RELATIONSHIP TO ABOVE					
<input type="checkbox"/> SON	<input type="checkbox"/> NEPHEW	<input type="checkbox"/> STEPSON			
<input type="checkbox"/> DAUGHTER	<input type="checkbox"/> NIECE	<input type="checkbox"/> STEPDAUGHTER			
<input type="checkbox"/> BROTHER	<input type="checkbox"/> FATHER-IN-LAW	<input type="checkbox"/> COUSIN			
<input type="checkbox"/> SISTER	<input type="checkbox"/> MOTHER-IN-LAW	<input type="checkbox"/> HIRED MAN			
<input type="checkbox"/> FATHER	<input type="checkbox"/> SON-IN-LAW	<input type="checkbox"/> ROOMER			
<input type="checkbox"/> MOTHER	<input type="checkbox"/> DAUGHTER-IN-LAW	<input type="checkbox"/> SERVANT			
<input type="checkbox"/> GRANDSON	<input type="checkbox"/> BROTHER-IN-LAW	<input checked="" type="checkbox"/> OTHER (Specify)			
<input type="checkbox"/> GRANDDAUGHTER	<input type="checkbox"/> SISTER-IN-LAW	<i>Da.</i>			
<input type="checkbox"/> GRANDCHILD	<input type="checkbox"/> ORPHAN				

FORM 10-637

1910 CENSUS INDEX - INDIVIDUAL

U.S. DEPARTMENT OF COMMERCE
BUREAU OF THE CENSUS

TEXAS

W 300		NAME OF INDIVIDUAL White Mervin C		ED 87	SHEET 50
COLOR W	AGE 17	BIRTHPLACE		VOL. 6	
COUNTY Grayson			CITY Denison		
ENUMERATED WITH Nichols Ernest R.					
RELATIONSHIP TO ABOVE					
<input type="checkbox"/> SON	<input type="checkbox"/> NEPHEW	<input type="checkbox"/> STEPSON			
<input checked="" type="checkbox"/> DAUGHTER	<input type="checkbox"/> NIECE	<input type="checkbox"/> STEPDAUGHTER			
<input type="checkbox"/> BROTHER	<input type="checkbox"/> FATHER-IN-LAW	<input type="checkbox"/> COUSIN			
<input type="checkbox"/> SISTER	<input type="checkbox"/> MOTHER-IN-LAW	<input type="checkbox"/> HIRED MAN			
<input type="checkbox"/> FATHER	<input type="checkbox"/> SON-IN-LAW	<input type="checkbox"/> ROOMER			
<input type="checkbox"/> MOTHER	<input type="checkbox"/> DAUGHTER-IN-LAW	<input type="checkbox"/> SERVANT			
<input type="checkbox"/> GRANDSON	<input type="checkbox"/> BROTHER-IN-LAW	<input type="checkbox"/> OTHER (Specify)			
<input type="checkbox"/> GRANDDAUGHTER	<input type="checkbox"/> SISTER-IN-LAW				
<input type="checkbox"/> GRANDCHILD	<input type="checkbox"/> ORPHAN				

FORM 10-637
1910 CENSUS INDEX - INDIVIDUAL

U. S. DEPARTMENT OF COMMERCE
BUREAU OF THE CENSUS

TEXAS

U 300		NAME OF INDIVIDUAL <i>White, Minerva</i>		E.D. <i>43</i>	SHEET <i>109</i>
COLOR <i>Mu</i>	AGE <i>18</i>	BIRTHPLACE		VOL. <i>121</i>	
COUNTY <i>Rusk</i>		CITY			
ENUMERATED WITH <i>Brown, Base</i>					
RELATIONSHIP TO ABOVE					
<input type="checkbox"/> SON	<input type="checkbox"/> NEPHEW	<input type="checkbox"/> STEPSON			
<input type="checkbox"/> DAUGHTER	<input checked="" type="checkbox"/> NIECE	<input type="checkbox"/> STEPDAUGHTER			
<input type="checkbox"/> BROTHER	<input type="checkbox"/> FATHER-IN-LAW	<input type="checkbox"/> COUSIN			
<input type="checkbox"/> SISTER	<input type="checkbox"/> MOTHER-IN-LAW	<input type="checkbox"/> HIRED MAN			
<input type="checkbox"/> FATHER	<input type="checkbox"/> SON-IN-LAW	<input type="checkbox"/> ROOMER			
<input type="checkbox"/> MOTHER	<input type="checkbox"/> DAUGHTER-IN-LAW	<input type="checkbox"/> SERVANT			
<input type="checkbox"/> GRANDSON	<input type="checkbox"/> BROTHER-IN-LAW	<input type="checkbox"/> OTHER (Specify)			
<input type="checkbox"/> GRANDDAUGHTER	<input type="checkbox"/> SISTER-IN-LAW				
<input type="checkbox"/> GRANDCHILD	<input type="checkbox"/> ORPHAN				

FORM 10-637

1910 CENSUS INDEX - INDIVIDUAL

U. S. DEPARTMENT OF COMMERCE
BUREAU OF THE CENSUS

TEXAS

W300	NAME OF INDIVIDUAL		E.D.	SHEET
COLOR	AGE	BIRTHPLACE	VOL.	
B	70	White Mexeria	161	218
COUNTY	CITY			
	Wharton		147	
ENUMERATED WITH				
Gordon Mac Kenzie				
RELATIONSHIP TO ABOVE				
<input type="checkbox"/> SON	<input type="checkbox"/> NEPHEW	<input type="checkbox"/> STEPSON		
<input type="checkbox"/> DAUGHTER	<input type="checkbox"/> NIECE	<input type="checkbox"/> STEPDAUGHTER		
<input type="checkbox"/> BROTHER	<input type="checkbox"/> FATHER-IN-LAW	<input type="checkbox"/> COUSIN		
<input type="checkbox"/> SISTER	<input type="checkbox"/> MOTHER-IN-LAW	<input type="checkbox"/> HIRED MAN		
<input type="checkbox"/> FATHER	<input type="checkbox"/> SON-IN-LAW	<input type="checkbox"/> ROOMER		
<input type="checkbox"/> MOTHER	<input type="checkbox"/> DAUGHTER-IN-LAW	<input type="checkbox"/> SERVANT		
<input type="checkbox"/> GRANDSON	<input type="checkbox"/> BROTHER-IN-LAW	<input type="checkbox"/> OTHER (Specify)		
<input type="checkbox"/> GRANDDAUGHTER	<input type="checkbox"/> SISTER-IN-LAW			
<input type="checkbox"/> GRANDCHILD	<input type="checkbox"/> ORPHAN			

FORM BC-627 (5-3-67)
FORMERLY 10-637

1910 CENSUS INDEX - INDIVIDUAL

U.S. DEPARTMENT OF COMMERCE
BUREAU OF THE CENSUS

TEXAS

W300		NAME OF INDIVIDUAL		NE. D.	SHEET
COLOR	W	AGE	59	251	104
		BIRTHPLACE		VOL.	
COUNTY		Wise	CITY		148
ENUMERATED WITH					
Stallcup Emmet					
RELATIONSHIP TO ABOVE					
<input type="checkbox"/> SON	<input type="checkbox"/> NEPHEW	<input type="checkbox"/> STEPSON			
<input type="checkbox"/> DAUGHTER	<input type="checkbox"/> NIECE	<input type="checkbox"/> STEPGAUGHTER			
<input type="checkbox"/> BROTHER	<input type="checkbox"/> FATHER-IN-LAW	<input type="checkbox"/> COUSIN			
<input type="checkbox"/> SISTER	<input type="checkbox"/> MOTHER-IN-LAW	<input type="checkbox"/> HIRED MAN			
<input type="checkbox"/> FATHER	<input type="checkbox"/> SON-IN-LAW	<input type="checkbox"/> ROOMER			
<input type="checkbox"/> MOTHER	<input type="checkbox"/> DAUGHTER-IN-LAW	<input type="checkbox"/> SERVANT			
<input type="checkbox"/> GRANDSON	<input type="checkbox"/> BROTHER-IN-LAW	<input type="checkbox"/> OTHER (Specify)			
<input type="checkbox"/> GRANDDAUGHTER	<input type="checkbox"/> SISTER-IN-LAW	G. M.			
<input type="checkbox"/> GRANDCHILD	<input type="checkbox"/> ORPHAN				

FORM BC-627 (9-5-67)
FORMERLY 10-637

1910 CENSUS INDEX - INDIVIDUAL

U.S. DEPARTMENT OF COMMERCE
BUREAU OF THE CENSUS

TEXAS

W300	HEAD OF FAMILY Wade Milus Sr		E.D. 190	SHEET 354
COLOR B	AGE 51	BIRTHPLACE		VOL. 113
COUNTY Panola			CITY	
OTHER MEMBERS OF FAMILY				
NAME		RELATIONSHIP	AGE	BIRTHPLACE
Adeline		W	36	
Eliza		S	22	
Benjamin		S	19	
Sarah		D	10	
Amie		D	7	
Coraline		D	6	
Tennie		D	4	

FORM 10-636A

1910 CENSUS INDEX - INDIVIDUAL

U.S. DEPARTMENT OF COMMERCE
BUREAU OF THE CENSUS

TEXAS

W300-	HEAD OF FAMILY -Wyatt Milton W		E.O. 14	SHEET 16
COLOR W	AGE 5-3	BIRTHPLACE Ky.	VOL. 29	
COUNTY Crittenden		CITY		
OTHER MEMBERS OF FAMILY				
NAME	RELATIONSHIP	AGE	BIRTHPLACE	
Fannie	W	42		
Bessie	D	20		
Atton	S	19		
Virginia	D	17		
Harry	S	15		
Carl	S	13		
Maud	D	11		

FORM 10-636A
1910 CENSUS INDEX - INDIVIDUAL

U.S. DEPARTMENT OF COMMERCE
BUREAU OF THE CENSUS

TEXAS

W 306	HEAD OF FAMILY Hood Milton R.		E.D. 64	SHEET 94
COLOR W	AGE 51	BIRTHPLACE N.Y.	VOL. 62	
COUNTY Hidalgo	CITY			
OTHER MEMBERS OF FAMILY				
NAME		RELATION- SHIP	AGE	BIRTHPLACE
Clementia		W	51	Eng
Alice M		D		Mich
Arthur J		S		I

FORM 10-636

1910 CENSUS INDEX - FAMILY

U.S. DEPARTMENT OF COMMERCE
BUREAU OF THE CENSUS

TEXAS

W300	HEAD OF FAMILY	Milton R.	E.D.	SHEET
	White		92	4
COLOR	AGE	BIRTHPLACE	VOL. 37	
W	44	Tenn		
COUNTY	Dallas		CITY	
OTHER MEMBERS OF FAMILY				
NAME	RELATIONSHIP	AGE	BIRTHPLACE	
Clytie	D	20	Tenn	
Will	S	19	Tenn	
Bosil	S	17	Tenn	
Susan	D	12		
Chloe	D	9		
Vivian	D	7		
Jemil	S	6		

FORM 70-636A

1910 CENSUS INDEX - INDIVIDUAL

U.S. DEPARTMENT OF COMMERCE
BUREAU OF THE CENSUS

TEXAS

10307	HEAD OF FAMILY		White, Milton N.	E.D.	SHEET
	COLOR	AGE	BIRTHPLACE	VOL.	
W	33	- Calif		50	
COUNTY	FLOYD		CITY		
OTHER MEMBERS OF FAMILY					
	NAME	RELATIONSHIP	AGE	BIRTHPLACE	
	Hinton	W	33		
	Lee	SD	14		
	Etra	SD	12		
	White	D	9		
	William	S	7		
	Phanie	D	4		
	Milton	S	2		

FORM 10-636
1910 CENSUS INDEX - FAMILY

U.S. DEPARTMENT OF COMMERCE
BUREAU OF THE CENSUS

TEXAS

W300		HEAD OF FAMILY		E.D.		SHEET	
COLOR		AGE		BIRTHPLACE		VOL.	
W		56		Mo. J.		93 131	
COUNTY				CITY			
Lamar.				Blawiston			
OTHER MEMBERS OF FAMILY							
NAME		RELATIONSHIP	AGE	BIRTHPLACE			
Marian K.		D	40	Ill			
L. Eddie		S	23	Mo			
L. Tom		S	13				
L. W. W.		S	10				
L. W. W.		S	7				
L. W. W.		S	4				
L. W. W.		S	9/12				

FORM 10 636
1910 CENSUS INDEX - FAMILYU.S. DEPARTMENT OF COMMERCE
BUREAU OF THE CENSUS

TEXAS

W300		HEAD OF FAMILY		White Milton J.		E.D.	SHEET
35		10					
COLOR	W	AGE	45	BIRTHPLACE		VOL.	24
COUNTY	Clay			CITY			
OTHER MEMBERS OF FAMILY							
NAME		RELATIONSHIP	AGE	BIRTHPLACE			
Lillie		W	43				
Lena K.		D	23				
Zuma		O	21				
Burt		O	10				

FORM 10-636
1910 CENSUS INDEX - FAMILY

U.S. DEPARTMENT OF COMMERCE
BUREAU OF THE CENSUS

TEXAS

15300		HEAD OF FAMILY White, William J.		E.D. 54	SHEET 274
COLOR W	AGE 69	BIRTHPLACE		VOL. 177	
COUNTY Hopkins			CITY		
OTHER MEMBERS OF FAMILY					
NAME		RELATIONSHIP	AGE	BIRTHPLACE	
Rachel C		W	68	Ia	
George W		S	39	Ark	

FORM 10 636
1910 CENSUS INDEX - FAMILYU. S. DEPARTMENT OF COMMERCE
BUREAU OF THE CENSUS

W 300		HEAD OF FAMILY		TEXAS	
COLOR	AGE	BIRTHPLACE		E.D.	SHEET
W	70	White, Milton H.		91	57
COUNTY	CITY			VOL.	
Lamac				91	
OTHER MEMBERS OF FAMILY					
NAME		RELATIONSHIP	AGE	BIRTHPLACE	
Alfred L.		S	23	Mo.	

FORM 10-636
1910 CENSUS INDEX - FAMILY

U.S. DEPARTMENT OF COMMERCE
BUREAU OF THE CENSUS

TEXAS

W300		HEAD OF FAMILY		White Milton J		E.D.	SHEET
COLOR	W	AGE	41	BIRTHPLACE		38	6
COUNTY	Coryell			CITY		VOL.	32
OTHER MEMBERS OF FAMILY							
NAME		RELATIONSHIP	AGE	BIRTHPLACE			
Annie		W	9				
Lillie		D	17				
Joseph		S	12	1			
Mary		D	10				
Albert		S	7				

FORM 10-636

1910 CENSUS INDEX - FAMILY

U. S. DEPARTMENT OF COMMERCE
BUREAU OF THE CENSUS

TEXAS

6320		HEAD OF FAMILY		E.D.	SHEET
COLOR	W	AGE	BIRTHPLACE	233	62
COUNTY	Wichita		CITY	VOL.	143
OTHER MEMBERS OF FAMILY					
NAME		RELATIONSHIP	AGE	BIRTHPLACE	
Pearl A		W	18		

FORM 10-636
1910 CENSUS INDEX - FAMILY

U.S. DEPARTMENT OF COMMERCE
BUREAU OF THE CENSUS

TEXAS

W360	HEAD OF FAMILY Nitty Milton E		E.D. 65	SHEET 385
COLOR	AGE 45	BIRTHPLACE Ky	VOL. 64	
COUNTY W	Hamilton		Hamilton	
OTHER MEMBERS OF FAMILY				
NAME		RELATIONSHIP	AGE	BIRTHPLACE
Ada		w	37	Tenn
Grace		D	16	
Brents		S	14	
Joe		S	9	

FORM 10-636
1910 CENSUS INDEX - FAMILYU.S. DEPARTMENT OF COMMERCE
BUREAU OF THE CENSUS

TEXAS

W300	NAME OF INDIVIDUAL <i>White Milton</i>		5.0 <i>153</i>	SHEET <i>129</i>
COLOR <i>B</i>	AGE <i>76</i>	BIRTHPLACE	VOL <i>706</i>	
COUNTY Montgomery		CITY <i>Conroe</i>		
ENUMERATED WITH <i>Sherwood Tom</i>				
RELATIONSHIP TO ABOVE				
<input type="checkbox"/> SON	<input type="checkbox"/> NEPHEW	<input type="checkbox"/> STEPSON		
<input type="checkbox"/> DAUGHTER	<input type="checkbox"/> NIECE	<input type="checkbox"/> STEPDAUGHTER		
<input type="checkbox"/> BROTHER	<input type="checkbox"/> FATHER-IN-LAW	<input type="checkbox"/> COUSIN		
<input type="checkbox"/> SISTER	<input type="checkbox"/> MOTHER-IN-LAW	<input type="checkbox"/> HIRED MAN		
<input type="checkbox"/> FATHER	<input checked="" type="checkbox"/> SON-IN-LAW	<input type="checkbox"/> ROOMER		
<input type="checkbox"/> MOTHER	<input type="checkbox"/> DAUGHTER-IN-LAW	<input type="checkbox"/> SERVANT		
<input type="checkbox"/> GRANDSON	<input type="checkbox"/> BROTHER-IN-LAW	<input type="checkbox"/> OTHER (Specify)		
<input type="checkbox"/> GRANDDAUGHTER	<input type="checkbox"/> SISTER-IN-LAW			
<input type="checkbox"/> GRANDCHILD	<input type="checkbox"/> ORPHAN			

FORM 10-637

1910 CENSUS INDEX - INDIVIDUAL

U.S. DEPARTMENT OF COMMERCE
BUREAU OF THE CENSUS

TEXAS

10300		HEAD OF FAMILY		Wood Milton		E.D.	SHEET
COLOR		AGE	BIRTHPLACE		VOL.		
mm		40			71		
COUNTY			Harrison	CITY			
OTHER MEMBERS OF FAMILY							
NAME		RELATIONSHIP	AGE	BIRTHPLACE			
Cecilia		R	35				
R. S.		S	8				
Mary C.		D	5				

FORM 10 636
1910 CENSUS INDEX - FAMILY

U. S. DEPARTMENT OF COMMERCE
BUREAU OF THE CENSUS

TEXAS

W300		HEAD OF FAMILY		E.O.	SHEET
		White, Milton		66	66
COLOR	AGE	BIRTHPLACE		VOL.	
B	23			137	
COUNTY			CITY		
Travis			Austin		
OTHER MEMBERS OF FAMILY					
NAME		RELATIONSHIP	AGE	BIRTHPLACE	
Anne		W	20		
Elizabeth		D	4		
Milton		S	2		

FORM 10-636
1910 CENSUS INDEX - FAMILY

U.S. DEPARTMENT OF COMMERCE
BUREAU OF THE CENSUS

TEXAS

W:300	NAME OF INDIVIDUAL Whitt Milton		E.D. 154	SHEET 10
COLOR W	AGE 12	BIRTHPLACE Mo	VOL. 25	
COUNTY Coleman		CITY		
ENUMERATED WITH Burnard John I				
RELATIONSHIP TO ABOVE				
<input type="checkbox"/> SON	<input type="checkbox"/> NEPHEW	<input type="checkbox"/> STEPSON		
<input type="checkbox"/> DAUGHTER	<input type="checkbox"/> NIECE	<input type="checkbox"/> STEPDAUGHTER		
<input type="checkbox"/> BROTHER	<input type="checkbox"/> FATHER-IN-LAW	<input type="checkbox"/> COUSIN		
<input type="checkbox"/> SISTER	<input type="checkbox"/> MOTHER-IN-LAW	<input type="checkbox"/> HIRED MAN		
<input type="checkbox"/> FATHER	<input type="checkbox"/> SON-IN-LAW	<input type="checkbox"/> ROOMER		
<input type="checkbox"/> MOTHER	<input type="checkbox"/> DAUGHTER-IN-LAW	<input type="checkbox"/> SERVANT		
<input type="checkbox"/> GRANDSON	<input type="checkbox"/> BROTHER-IN-LAW	<input checked="" type="checkbox"/> OTHER (Specify)		
<input type="checkbox"/> GRANDDAUGHTER	<input type="checkbox"/> SISTER-IN-LAW	as		
<input type="checkbox"/> GRANDCHILD	<input type="checkbox"/> ORPHAN			

FORM 10-637
1910 CENSUS INDEX - INDIVIDUAL

U. S. DEPARTMENT OF COMMERCE
BUREAU OF THE CENSUS

TEXAS

W300	HEAD OF FAMILY L. White Milton		E.D. 172	SHEET 293
COLOR w	AGE 29	BIRTHPLACE	VOL. 76	
COUNTY = -	Hill		CITY	
OTHER MEMBERS OF FAMILY				
NAME		RELATIONSHIP	AGE	BIRTHPLACE
/ Clyde		w	19	Ark
/ Madeline		d	1 1/2	

FORM 10 636
1910 CENSUS INDEX - FAMILY

U. S. DEPARTMENT OF COMMERCE
BUREAU OF THE CENSUS

TEXAS

W 300		NAME OF INDIVIDUAL <i>White, Milton</i>		E.D. <i>21</i>	SHEET <i>3</i>
COLOR <i>B</i>	AGE <i>10</i>	BIRTHPLACE		VOL. <i>33</i>	
COUNTY			CITY <i>Dallas</i>		
ENUMERATED WITH <i>Gray, Mary E</i>					
RELATIONSHIP TO ABOVE					
<input type="checkbox"/> SON	<input type="checkbox"/> NEPHEW	<input type="checkbox"/> STEPSON			
<input type="checkbox"/> DAUGHTER	<input type="checkbox"/> NIECE	<input type="checkbox"/> STEPCAUGHTER			
<input type="checkbox"/> BROTHER	<input type="checkbox"/> FATHER-IN-LAW	<input type="checkbox"/> COUSIN			
<input type="checkbox"/> SISTER	<input type="checkbox"/> MOTHER-IN-LAW	<input type="checkbox"/> HIRED MAN			
<input type="checkbox"/> FATHER	<input type="checkbox"/> SON-IN-LAW	<input type="checkbox"/> ROOMER			
<input type="checkbox"/> MOTHER	<input type="checkbox"/> DAUGHTER-IN-LAW	<input type="checkbox"/> SERVANT			
<input checked="" type="checkbox"/> GRANDSON	<input type="checkbox"/> BROTHER-IN-LAW	<input type="checkbox"/> OTHER (<i>Specify</i>)			
<input type="checkbox"/> GRANDDAUGHTER	<input type="checkbox"/> SISTER-IN-LAW				
<input type="checkbox"/> GRANDCHILD	<input type="checkbox"/> ORPHAN				

FORM 10-637
1910 CENSUS INDEX - INDIVIDUAL

U. S. DEPARTMENT OF COMMERCE
BUREAU OF THE CENSUS

TEXAS

130 NAME OF INDIVIDUAL <i>Wesley Madden Mills</i>		E.D. 95	SHEET 5
COLOR 12	AGE 26	BIRTHPLACE	
COUNTY Dallas		CITY 37	
ENUMERATED WITH <i>Green, Will J.</i>			
RELATIONSHIP TO ABOVE			
<input type="checkbox"/> SON	<input type="checkbox"/> NEPHEW	<input type="checkbox"/> STEPSON	
<input type="checkbox"/> DAUGHTER	<input type="checkbox"/> NIECE	<input type="checkbox"/> STEPDAUGHTER	
<input type="checkbox"/> BROTHER	<input type="checkbox"/> FATHER-IN-LAW	<input type="checkbox"/> COUSIN	
<input type="checkbox"/> SISTER	<input type="checkbox"/> MOTHER-IN-LAW	<input type="checkbox"/> HIRED MAN	
<input type="checkbox"/> FATHER	<input type="checkbox"/> SON-IN-LAW	<input type="checkbox"/> ROOMER	
<input type="checkbox"/> MOTHER	<input type="checkbox"/> DAUGHTER-IN-LAW	<input type="checkbox"/> SERVANT	
<input type="checkbox"/> GRANDSON	<input type="checkbox"/> BROTHER-IN-LAW	<input checked="" type="checkbox"/> OTHER (Specify) <i>Ja H</i>	
<input type="checkbox"/> GRANDDAUGHTER	<input type="checkbox"/> SISTER-IN-LAW		
<input type="checkbox"/> GRANDCHILD	<input type="checkbox"/> ORPHAN		

FORM 10-637

1910 CENSUS INDEX - INDIVIDUAL

U. S. DEPARTMENT OF COMMERCE
BUREAU OF THE CENSUS

TEXAS

10387		HEAD OF FAMILY		W. A. de Millon V		E.D.	SHEET
COLOR	W	AGE	42	BIRTHPLACE	Ark.	106	171
COUNTY				CITY	50		
OTHER MEMBERS OF FAMILY							
NAME		RELATIONSHIP	AGE	BIRTHPLACE			
1. Ada A		W	35	Ark.			
Vaughn		S	10	1			

FORM 10-636

1910 CENSUS INDEX - FAMILY

U. S. DEPARTMENT OF COMMERCE
BUREAU OF THE CENSUS

TEXAS

W 300	HEAD OF FAMILY		Wood Millie		E.D.	SHEET
COLOR	W	AGE	BIRTHPLACE		67	357
COUNTY	Harris		CITY		VOL.	67
			Houston -			
OTHER MEMBERS OF FAMILY						
NAME		RELATIONSHIP	AGE	BIRTHPLACE		
M. Gladys		D	4 1/2			
Eliot		F	70	Cal.		

TEXAS

W. Bow		HEAD OF FAMILY		E.O.	SHEET
W. S. de, 17 miles.				94	248
COLOR	AGE	BIRTHPLACE		VOL.	
B	31			109	
COUNTY	Nacogdoches			CITY	
OTHER MEMBERS OF FAMILY					
NAME		RELATIONSHIP	AGE	BIRTHPLACE	
Cora		D	19		
Lena		H	12		
Everc		S	22	-	
Diana, Jettou		S	29		

FORM 10 636
1910 CENSUS INDEX - FAMILY

U.S. DEPARTMENT OF COMMERCE
BUREAU OF THE CENSUS

TEXAS

W300		NAME OF INDIVIDUAL		E.D.	SHEET
COLOR	W.	AGE	BIRTHPLACE	122	109
		23		VOL.	46
COUNTY	Ellis		CITY		
ENUMERATED WITH		Stephanie			
RELATIONSHIP TO ABOVE		Chapman, PA			
<input type="checkbox"/> SON <input type="checkbox"/> DAUGHTER <input type="checkbox"/> BROTHER <input type="checkbox"/> SISTER <input type="checkbox"/> FATHER <input type="checkbox"/> MOTHER <input type="checkbox"/> GRANDSON <input type="checkbox"/> GRANDDAUGHTER <input type="checkbox"/> GRANDCHILD		<input type="checkbox"/> NEPHEW <input type="checkbox"/> NIECE <input type="checkbox"/> FATHER-IN-LAW <input type="checkbox"/> MOTHER-IN-LAW <input type="checkbox"/> SON-IN-LAW <input type="checkbox"/> DAUGHTER-IN-LAW <input type="checkbox"/> BROTHER-IN-LAW <input type="checkbox"/> SISTER-IN-LAW <input type="checkbox"/> ORPHAN		<input type="checkbox"/> STEPSON <input type="checkbox"/> STEPDAUGHTER <input type="checkbox"/> COUSIN <input type="checkbox"/> HIRED MAN <input type="checkbox"/> ROOMER <input checked="" type="checkbox"/> SERVANT <input type="checkbox"/> OTHER (Specify)	

FORM 10 537
 1910 CENSUS INDEX - INDIVIDUAL

U.S. DEPARTMENT OF COMMERCE
 BUREAU OF THE CENSUS

TEXAS

W360		HEAD OF FAMILY		Wood Millard R		E.D.	SHEET
COLOR	AGE	BIRTHPLACE				47	17
W	25					VOL. 30	
COUNTY	Delta			CITY			
OTHER MEMBERS OF FAMILY							
NAME		RELATIONSHIP	AGE	BIRTHPLACE			
1 Pearl		W	22				

FORM 10-636
1910 CENSUS INDEX - FAMILY

U.S. DEPARTMENT OF COMMERCE
BUREAU OF THE CENSUS

TEXAS

W300	NAME OF INDIVIDUAL <i>Woody Millard G</i>		ED <i>83</i>	SHEET <i>88</i>
COLOR <i>W</i>	AGE <i>19</i>	BIRTHPLACE	VOL. <i>99</i>	
COUNTY <i>McMullen</i>		CITY		
ENUMERATED WITH <i>Russell Louis</i>				
RELATIONSHIP TO ABOVE				
<input type="checkbox"/> SON	<input type="checkbox"/> NEPHEW	<input checked="" type="checkbox"/> STEPSON		
<input type="checkbox"/> DAUGHTER	<input type="checkbox"/> NIECE	<input checked="" type="checkbox"/> STEPDAUGHTER		
<input type="checkbox"/> BROTHER	<input type="checkbox"/> FATHER-IN-LAW	<input type="checkbox"/> COUSIN		
<input type="checkbox"/> SISTER	<input type="checkbox"/> MOTHER-IN-LAW	<input type="checkbox"/> HIRED MAN		
<input type="checkbox"/> FATHER	<input type="checkbox"/> SON-IN-LAW	<input type="checkbox"/> ROOMER		
<input type="checkbox"/> MOTHER	<input type="checkbox"/> DAUGHTER-IN-LAW	<input type="checkbox"/> SERVANT		
<input type="checkbox"/> GRANDSON	<input type="checkbox"/> BROTHER-IN-LAW	<input type="checkbox"/> OTHER (<i>Specify</i>)		
<input type="checkbox"/> GRANDDAUGHTER	<input type="checkbox"/> SISTER-IN-LAW			
<input type="checkbox"/> GRANDCHILD	<input type="checkbox"/> ORPHAN			

FORM 10-637
1910 CENSUS INDEX - INDIVIDUAL

U.S. DEPARTMENT OF COMMERCE
BUREAU OF THE CENSUS

TEXAS

W300		NAME OF INDIVIDUAL <i>James [unclear]</i>		E.O. 1577	SHEET 471
COLOR <i>W</i>	AGE <i>31</i>	BIRTHPLACE		VOL. <i>732</i>	
COUNTY <i>Tarrant</i>			CITY <i>Fort Worth</i>		
ENUMERATED WITH <i>James [unclear]</i>					
RELATIONSHIP TO ABOVE					
<input type="checkbox"/> SON	<input type="checkbox"/> NEPHEW	<input type="checkbox"/> STEPSON			
<input type="checkbox"/> DAUGHTER	<input type="checkbox"/> NIECE	<input type="checkbox"/> STEPDAUGHTER			
<input type="checkbox"/> BROTHER	<input type="checkbox"/> FATHER-IN-LAW	<input type="checkbox"/> COUSIN			
<input type="checkbox"/> SISTER	<input type="checkbox"/> MOTHER-IN-LAW	<input type="checkbox"/> HIRED MAN			
<input type="checkbox"/> FATHER	<input type="checkbox"/> SON-IN-LAW	<input type="checkbox"/> ROOMER			
<input type="checkbox"/> MOTHER	<input type="checkbox"/> DAUGHTER-IN-LAW	<input type="checkbox"/> SERVANT			
<input type="checkbox"/> GRANDSON	<input checked="" type="checkbox"/> BROTHER-IN-LAW	<input type="checkbox"/> OTHER (Specify)			
<input type="checkbox"/> GRANDDAUGHTER	<input type="checkbox"/> SISTER-IN-LAW				
<input type="checkbox"/> GRANDCHILD	<input type="checkbox"/> ORPHAN				

FORM 10-637
1910 CENSUS INDEX - INDIVIDUAL

U.S. DEPARTMENT OF COMMERCE
BUREAU OF THE CENSUS

TEXAS

W 300		HEAD OF FAMILY		Wood Miller		E.D.	SHEET
COLOR	W	AGE	30	BIRTHPLACE		26	277
COUNTY				Grimes		VOL.	
				CITY		58	
OTHER MEMBERS OF FAMILY							
NAME		RELATIONSHIP	AGE	BIRTHPLACE			
Sally		W	30				
Marie Le		D	1/12				
4180.							

FORM 10.636
1910 CENSUS INDEX - FAMILY

U.S. DEPARTMENT OF COMMERCE
BUREAU OF THE CENSUS

TEXAS

W 300		HEAD OF FAMILY		Wood, Miles L		E.O.	SHEET
COLOR	W	AGE	54	BIRTHPLACE	Texas	VOL.	30
COUNTY				Concho		CITY	
OTHER MEMBERS OF FAMILY							
NAME		RELATIONSHIP	AGE	BIRTHPLACE			
Teresa		W	43	Ala			
Buddie		D	50				
Austin T		S	19				

TEXAS

6300	HEAD OF FAMILY		E.D.	SHEET
COLOR	AGE	BIRTHPLACE	125	234
12	30		VOL.	114
COUNTY	Panola		CITY	
OTHER MEMBERS OF FAMILY				
	NAME	RELATIONSHIP	AGE	BIRTHPLACE
	Bertie	4	24	
	Linn	2	7	
	Frank	5	5	
	Coro	0	2	
	Sackson	3	13	
	Edwidge	3	10	

FORM 10-636

1910 CENSUS INDEX - FAMILY

U.S. DEPARTMENT OF COMMERCE
BUREAU OF THE CENSUS

TEXAS

W300	NAME OF INDIVIDUAL White Miles		E.D. 101	SHEET 300
COLOR mu	AGE 31	BIRTHPLACE	VOL. 128	
COUNTY Tarrant		CITY Fort Worth		
ENUMERATED WITH Hans Mary				
RELATIONSHIP TO ABOVE				
<input type="checkbox"/> SON	<input checked="" type="checkbox"/> NEPHEW	<input type="checkbox"/> STEPSON		
<input type="checkbox"/> DAUGHTER	<input type="checkbox"/> NIECE	<input type="checkbox"/> STEPDAUGHTER		
<input type="checkbox"/> BROTHER	<input type="checkbox"/> FATHER-IN-LAW	<input type="checkbox"/> COUSIN		
<input type="checkbox"/> SISTER	<input type="checkbox"/> MOTHER-IN-LAW	<input type="checkbox"/> HIRED-MAN		
<input type="checkbox"/> FATHER	<input type="checkbox"/> SON-IN-LAW	<input type="checkbox"/> ROOMER		
<input type="checkbox"/> MOTHER	<input type="checkbox"/> DAUGHTER-IN-LAW	<input type="checkbox"/> SERVANT		
<input type="checkbox"/> GRANDSON	<input type="checkbox"/> BROTHER-IN-LAW	<input type="checkbox"/> OTHER (Specify)		
<input type="checkbox"/> GRANDDAUGHTER	<input type="checkbox"/> SISTER-IN-LAW			
<input type="checkbox"/> GRANDCHILD	<input type="checkbox"/> ORPHAN			

FORM 10-637
1910 CENSUS INDEX - INDIVIDUAL

U.S. DEPARTMENT OF COMMERCE
BUREAU OF THE CENSUS

TEXAS

W300	NAME OF INDIVIDUAL <i>West Mildred B</i>		E.D. <i>11</i>	SHEET <i>3</i>
COLOR <i>W</i>	AGE <i>4</i>	BIRTHPLACE	VOL. <i>68</i>	
COUNTY <i>Harris</i>		CITY <i>La Porte</i>		
ENUMERATED WITH <i>Smith Robert E.</i>				
RELATIONSHIP TO ABOVE				
<input type="checkbox"/> SON	<input type="checkbox"/> NEPHEW	<input type="checkbox"/> STEPSON		
<input type="checkbox"/> DAUGHTER	<input type="checkbox"/> NIECE	<input type="checkbox"/> STEPDAUGHTER		
<input type="checkbox"/> BROTHER	<input type="checkbox"/> FATHER-IN-LAW	<input type="checkbox"/> COUSIN		
<input type="checkbox"/> SISTER	<input type="checkbox"/> MOTHER-IN-LAW	<input type="checkbox"/> HIRED MAN		
<input type="checkbox"/> FATHER	<input type="checkbox"/> SON-IN-LAW	<input type="checkbox"/> ROOMER		
<input type="checkbox"/> MOTHER	<input type="checkbox"/> DAUGHTER-IN-LAW	<input type="checkbox"/> SERVANT		
<input type="checkbox"/> GRANDSON	<input type="checkbox"/> BROTHER-IN-LAW	<input type="checkbox"/> OTHER (Specify)		
<input checked="" type="checkbox"/> GRANDDAUGHTER	<input type="checkbox"/> SISTER-IN-LAW			
<input type="checkbox"/> GRANDCHILD	<input type="checkbox"/> ORPHAN			

FORM 10.637
1910 CENSUS INDEX - INDIVIDUAL

U.S. DEPARTMENT OF COMMERCE
BUREAU OF THE CENSUS

TEXAS

W 300		NAME OF INDIVIDUAL White Mildred		E.D. 91	SHEET 36
COLOR B	AGE 34	BIRTHPLACE		VOL. 68	
COUNTY Harris			CITY Houston		
ENUMERATED WITH No Head Shown					
RELATIONSHIP TO ABOVE					
<input type="checkbox"/> SON	<input type="checkbox"/> NEPHEW	<input type="checkbox"/> STEPSON			
<input type="checkbox"/> DAUGHTER	<input type="checkbox"/> NIECE	<input type="checkbox"/> STEPDAUGHTER			
<input type="checkbox"/> BROTHER	<input type="checkbox"/> FATHER-IN-LAW	<input type="checkbox"/> COUSIN			
<input type="checkbox"/> SISTER	<input type="checkbox"/> MOTHER-IN-LAW	<input type="checkbox"/> HIRED MAN			
<input type="checkbox"/> FATHER	<input type="checkbox"/> SON-IN-LAW	<input checked="" type="checkbox"/> ROOMER			
<input type="checkbox"/> MOTHER	<input type="checkbox"/> DAUGHTER-IN-LAW	<input checked="" type="checkbox"/> SERVANT			
<input type="checkbox"/> GRANDSON	<input type="checkbox"/> BROTHER-IN-LAW	<input type="checkbox"/> OTHER (Specify)			
<input type="checkbox"/> GRANDDAUGHTER	<input type="checkbox"/> SISTER-IN-LAW				
<input type="checkbox"/> GRANDCHILD	<input type="checkbox"/> ORPHAN				

FORM 10 637

1910 CENSUS INDEX - INDIVIDUAL

U.S. DEPARTMENT OF COMMERCE
BUREAU OF THE CENSUS

TEXAS

W300	NAME OF INDIVIDUAL <i>Whittier Milled</i>		E.D. 17	SHEET 526																											
COLOR <i>W</i>	AGE <i>15</i>	BIRTHPLACE	VOL. <i>48</i>																												
COUNTY	<i>Erath</i>	CITY <i>Stephenville</i>																													
ENUMERATED WITH	<i>Brown Virginia I</i>																														
RELATIONSHIP TO ABOVE	<table border="0"> <tr> <td><input type="checkbox"/> SON</td> <td><input type="checkbox"/> NEPHEW</td> <td><input type="checkbox"/> STEPSON</td> </tr> <tr> <td><input type="checkbox"/> DAUGHTER</td> <td><input type="checkbox"/> NIECE</td> <td><input type="checkbox"/> STEPDAUGHTER</td> </tr> <tr> <td><input type="checkbox"/> BROTHER</td> <td><input type="checkbox"/> FATHER-IN-LAW</td> <td><input type="checkbox"/> COUSIN</td> </tr> <tr> <td><input type="checkbox"/> SISTER</td> <td><input type="checkbox"/> MOTHER-IN-LAW</td> <td><input type="checkbox"/> HIRED MAN</td> </tr> <tr> <td><input type="checkbox"/> FATHER</td> <td><input type="checkbox"/> SON-IN-LAW</td> <td><input type="checkbox"/> ROOMER</td> </tr> <tr> <td><input type="checkbox"/> MOTHER</td> <td><input type="checkbox"/> DAUGHTER-IN-LAW</td> <td><input type="checkbox"/> SERVANT</td> </tr> <tr> <td><input type="checkbox"/> GRANDSON</td> <td><input type="checkbox"/> BROTHER-IN-LAW</td> <td><input type="checkbox"/> OTHER (Specify)</td> </tr> <tr> <td><input checked="" type="checkbox"/> GRANDDAUGHTER</td> <td><input type="checkbox"/> SISTER-IN-LAW</td> <td></td> </tr> <tr> <td><input type="checkbox"/> GRANDCHILD</td> <td><input type="checkbox"/> ORPHAN</td> <td></td> </tr> </table>				<input type="checkbox"/> SON	<input type="checkbox"/> NEPHEW	<input type="checkbox"/> STEPSON	<input type="checkbox"/> DAUGHTER	<input type="checkbox"/> NIECE	<input type="checkbox"/> STEPDAUGHTER	<input type="checkbox"/> BROTHER	<input type="checkbox"/> FATHER-IN-LAW	<input type="checkbox"/> COUSIN	<input type="checkbox"/> SISTER	<input type="checkbox"/> MOTHER-IN-LAW	<input type="checkbox"/> HIRED MAN	<input type="checkbox"/> FATHER	<input type="checkbox"/> SON-IN-LAW	<input type="checkbox"/> ROOMER	<input type="checkbox"/> MOTHER	<input type="checkbox"/> DAUGHTER-IN-LAW	<input type="checkbox"/> SERVANT	<input type="checkbox"/> GRANDSON	<input type="checkbox"/> BROTHER-IN-LAW	<input type="checkbox"/> OTHER (Specify)	<input checked="" type="checkbox"/> GRANDDAUGHTER	<input type="checkbox"/> SISTER-IN-LAW		<input type="checkbox"/> GRANDCHILD	<input type="checkbox"/> ORPHAN	
<input type="checkbox"/> SON	<input type="checkbox"/> NEPHEW	<input type="checkbox"/> STEPSON																													
<input type="checkbox"/> DAUGHTER	<input type="checkbox"/> NIECE	<input type="checkbox"/> STEPDAUGHTER																													
<input type="checkbox"/> BROTHER	<input type="checkbox"/> FATHER-IN-LAW	<input type="checkbox"/> COUSIN																													
<input type="checkbox"/> SISTER	<input type="checkbox"/> MOTHER-IN-LAW	<input type="checkbox"/> HIRED MAN																													
<input type="checkbox"/> FATHER	<input type="checkbox"/> SON-IN-LAW	<input type="checkbox"/> ROOMER																													
<input type="checkbox"/> MOTHER	<input type="checkbox"/> DAUGHTER-IN-LAW	<input type="checkbox"/> SERVANT																													
<input type="checkbox"/> GRANDSON	<input type="checkbox"/> BROTHER-IN-LAW	<input type="checkbox"/> OTHER (Specify)																													
<input checked="" type="checkbox"/> GRANDDAUGHTER	<input type="checkbox"/> SISTER-IN-LAW																														
<input type="checkbox"/> GRANDCHILD	<input type="checkbox"/> ORPHAN																														

FORM 10-637
1970 CENSUS INDEX - INDIVIDUAL

U.S. DEPARTMENT OF COMMERCE
BUREAU OF THE CENSUS

TEXAS

W300	NAME OF INDIVIDUAL Wade, Mildred		E.D. 138	SHEET 356
COLOR W	AGE 54	BIRTHPLACE T.C.	VOL. 86	
COUNTY Jones	CITY			
ENUMERATED WITH Wade, Joe				
RELATIONSHIP TO ABOVE				
<input type="checkbox"/> SON <input type="checkbox"/> DAUGHTER <input type="checkbox"/> BROTHER <input type="checkbox"/> SISTER <input type="checkbox"/> FATHER <input checked="" type="checkbox"/> MOTHER <input type="checkbox"/> GRANDSON <input type="checkbox"/> GRANDDAUGHTER <input type="checkbox"/> GRANDCHILD <input type="checkbox"/> NEPHER <input type="checkbox"/> NIECE <input type="checkbox"/> FATHER-IN-LAW <input type="checkbox"/> MOTHER-IN-LAW <input type="checkbox"/> SON-IN-LAW <input type="checkbox"/> DAUGHTER-IN-LAW <input type="checkbox"/> BROTHER-IN-LAW <input type="checkbox"/> SISTER-IN-LAW <input type="checkbox"/> ORPHAN <input type="checkbox"/> STEPSON <input type="checkbox"/> STEPDAUGHTER <input type="checkbox"/> COUSIN <input type="checkbox"/> HIRED MAN <input type="checkbox"/> ROOMER <input type="checkbox"/> SERVANT <input type="checkbox"/> OTHER (Specify)				

FORM 10 637
1910 CENSUS INDEX - INDIVIDUAL

U. S. DEPARTMENT OF COMMERCE
BUREAU OF THE CENSUS

TEXAS

W 300		HEAD OF FAMILY		Wood, Mela, A.		E.D.	SHEET
COLOR	W	AGE	63	BIRTHPLACE	Ark.	44	242
COUNTY	-		Eastland	CITY	-	VOL.	41
OTHER MEMBERS OF FAMILY							
		NAME		RELATIONSHIP	AGE	BIRTHPLACE	
		Jessie L.		W	54		
		Lester M.		S	28		
		Paul A.		S	20		
		Mela K.		S	16		
		Neal		S	12		

FORM 10-636
1910 CENSUS INDEX - FAMILYU. S. DEPARTMENT OF COMMERCE
BUREAU OF THE CENSUS

TEXAS

300		HEAD OF FAMILY			E.O.	SHEET
W		AGE	BIRTHPLACE		71	98
COUNTY		Waller			134	
OTHER MEMBERS OF FAMILY						
NAME		RELATIONSHIP	AGE	BIRTHPLACE		
E.P.		W	34			
A.P.		P	1			
			2			
K. B. G.		BC	13	W. A.		
A. B.		BC	12			

FORM 10-636
1910 CENSUS INDEX - FAMILY

U. S. DEPARTMENT OF COMMERCE
BUREAU OF THE CENSUS

TEXAS

10300		HEAD OF FAMILY		Wheat Mike C.		E.D.	SHEET
COLOR	W	AGE	BIRTHPLACE		VOL.		59
10300		34	Gonzales		CITY		
OTHER MEMBERS OF FAMILY							
NAME		RELATIONSHIP	AGE	BIRTHPLACE			
Lucy		W	25				
Jack		S	7				
Melvin		S	3/12				
Marvin		R	51				

FORM 10-636
1910 CENSUS INDEX - FAMILY

U.S. DEPARTMENT OF COMMERCE
BUREAU OF THE CENSUS

TEXAS

16300		NAME OF INDIVIDUAL <i>White Mike</i>		279	SHEET 343
COLOR <i>B</i>	AGE <i>35</i>	BIRTHPLACE		VOL.	<i>67</i>
COUNTY <i>Harris</i>			CITY <i>Houston</i>		
ENUMERATED WITH <i>Starks Celia</i>					
RELATIONSHIP TO ABOVE					
<input type="checkbox"/> SON	<input type="checkbox"/> NEPHEW	<input type="checkbox"/> STEPSON			
<input type="checkbox"/> DAUGHTER	<input type="checkbox"/> NIECE	<input type="checkbox"/> STEPDAUGHTER			
<input type="checkbox"/> BROTHER	<input type="checkbox"/> FATHER-IN-LAW	<input type="checkbox"/> COUSIN			
<input type="checkbox"/> SISTER	<input type="checkbox"/> MOTHER-IN-LAW	<input type="checkbox"/> HIRED MAN			
<input type="checkbox"/> FATHER	<input checked="" type="checkbox"/> SON-IN-LAW	<input type="checkbox"/> ROOMER			
<input type="checkbox"/> MOTHER	<input type="checkbox"/> DAUGHTER-IN-LAW	<input type="checkbox"/> SERVANT			
<input type="checkbox"/> GRANDSON	<input type="checkbox"/> BROTHER-IN-LAW	<input type="checkbox"/> OTHER (Specify)			
<input type="checkbox"/> GRANDDAUGHTER	<input type="checkbox"/> SISTER-IN-LAW				
<input type="checkbox"/> GRANDCHILD	<input type="checkbox"/> ORPHAN				

FORM 10-637
1910 CENSUS INDEX - INDIVIDUAL

U. S. DEPARTMENT OF COMMERCE
BUREAU OF THE CENSUS

TEXAS

W 300	HEAD OF FAMILY White Mike		E.O. 60	SHEET 43
COLOR W	AGE 40	BIRTHPLACE		VOL. 51
COUNTY	Fayette	CITY		
OTHER MEMBERS OF FAMILY				
NAME		RELATION- SHIP	AGE	BIRTHPLACE
Julia		W	31	
Sturtey		D	16	

FORM 10-636
1910 CENSUS INDEX - FAMILYU.S. DEPARTMENT OF COMMERCE
BUREAU OF THE CENSUS

TEXAS

W300		NAME OF INDIVIDUAL <i>Stood, Mike</i>		E.D. 96	SHEET 133
COLOR W	AGE 30	BIRTHPLACE		VOL. 98	
COUNTY McLennan			CITY Mart		
ENUMERATED WITH <i>Freshour, John</i>					
RELATIONSHIP TO ABOVE					
<input type="checkbox"/> SON	<input type="checkbox"/> NEPHEW	<input type="checkbox"/> STEPSON			
<input type="checkbox"/> DAUGHTER	<input type="checkbox"/> NIECE	<input type="checkbox"/> STEPDAUGHTER			
<input type="checkbox"/> BROTHER	<input type="checkbox"/> FATHER-IN-LAW	<input type="checkbox"/> COUSIN			
<input type="checkbox"/> SISTER	<input type="checkbox"/> MOTHER-IN-LAW	<input type="checkbox"/> HIRED MAN			
<input type="checkbox"/> FATHER	<input type="checkbox"/> SON-IN-LAW	<input checked="" type="checkbox"/> ROOMER			
<input type="checkbox"/> MOTHER	<input type="checkbox"/> DAUGHTER-IN-LAW	<input type="checkbox"/> SERVANT			
<input type="checkbox"/> GRANDSON	<input type="checkbox"/> BROTHER-IN-LAW	<input type="checkbox"/> OTHER (Specify)			
<input type="checkbox"/> GRANDDAUGHTER	<input checked="" type="checkbox"/> SISTER-IN-LAW				
<input type="checkbox"/> GRANDCHILD	<input type="checkbox"/> ORPHAN				

FORM 10 637

1910 CENSUS INDEX - INDIVIDUAL

U. S. DEPARTMENT OF COMMERCE
BUREAU OF THE CENSUS

TEXAS

U 30,	HEAD OF FAMILY		<i>White, Michael</i>		E.D.	SHEET
COLOR	AGE	BIRTHPLACE		VOL.		
- <i>B</i>	<i>65</i>			<i>122</i>		
COUNTY		CITY				
		<i>San Jacinto</i>				
OTHER MEMBERS OF FAMILY						
NAME		RELATIONSHIP	AGE	BIRTHPLACE		
<i>H. Manley</i>		<i>W</i>	<i>69</i>			
<i>Thorough, Sam</i>		<i>g</i>	<i>12</i>			

FORM-10 636

1910 CENSUS INDEX - FAMILY

U.S. DEPARTMENT OF COMMERCE
BUREAU OF THE CENSUS

TEXAS

W 300	NAME OF INDIVIDUAL		White Merck	E.D.	117	SHEET	118	
COLOR	W	AGE	70	BIRTHPLACE	VOL.			129
COUNTY	Tarrant			CITY	Fort Worth			
ENUMERATED WITH								
Smith (Wm W)								
RELATIONSHIP TO ABOVE								
<input type="checkbox"/> SON	<input type="checkbox"/> NEPHEW	<input type="checkbox"/> STEPSON						
<input type="checkbox"/> DAUGHTER	<input type="checkbox"/> NIECE	<input checked="" type="checkbox"/> STEPDAUGHTER						
<input type="checkbox"/> BROTHER	<input type="checkbox"/> FATHER-IN-LAW	<input type="checkbox"/> COUSIN						
<input type="checkbox"/> SISTER	<input type="checkbox"/> MOTHER-IN-LAW	<input type="checkbox"/> HIRED MAN						
<input type="checkbox"/> FATHER	<input type="checkbox"/> SON-IN-LAW	<input type="checkbox"/> ROOMER						
<input type="checkbox"/> MOTHER	<input type="checkbox"/> DAUGHTER-IN-LAW	<input type="checkbox"/> SERVANT						
<input type="checkbox"/> GRANDSON	<input type="checkbox"/> BROTHER-IN-LAW	<input type="checkbox"/> OTHER (Specify)						
<input type="checkbox"/> GRANDDAUGHTER	<input type="checkbox"/> SISTER-IN-LAW							
<input type="checkbox"/> GRANDCHILD	<input type="checkbox"/> ORPHAN							

FORM 10-637
1910 CENSUS INDEX - INDIVIDUAL

U. S. DEPARTMENT OF COMMERCE
BUREAU OF THE CENSUS.

TEXAS

63502		HEAD OF FAMILY		E.D.	SHEET
Wade Martin C				4	4
COLOR	AGE	BIRTHPLACE		VOL.	
W	42	Ohio		15	
COUNTY			CITY		
Bowie			Arkansas		
OTHER MEMBERS OF FAMILY					
NAME		RELATIONSHIP	AGE	BIRTHPLACE	
Lizzie		W	38		
William		S	15		
Martin C Jr		S	14		
E. L. C.					

FORM 10-636
1910 CENSUS INDEX - FAMILY

U.S. DEPARTMENT OF COMMERCE
BUREAU OF THE CENSUS

TEXAS

11300		NAME OF INDIVIDUAL Wood, Mertie L		E.D. 18	SHEET 3
COLOR W	AGE 19	BIRTHPLACE		VOL. 74	
COUNTY Henderson		CITY			
ENUMERATED WITH Edwards J. T.					
RELATIONSHIP TO ABOVE					
<input type="checkbox"/> SON <input type="checkbox"/> DAUGHTER <input type="checkbox"/> BROTHER <input type="checkbox"/> SISTER <input type="checkbox"/> FATHER <input type="checkbox"/> MOTHER <input type="checkbox"/> GRANDSON <input type="checkbox"/> GRANDDAUGHTER <input type="checkbox"/> GRANDCHILD		<input type="checkbox"/> NEPHEW <input type="checkbox"/> NIECE <input type="checkbox"/> FATHER-IN-LAW <input type="checkbox"/> MOTHER-IN-LAW <input type="checkbox"/> SON-IN-LAW <input type="checkbox"/> DAUGHTER-IN-LAW <input type="checkbox"/> BROTHER-IN-LAW <input type="checkbox"/> SISTER-IN-LAW <input type="checkbox"/> ORPHAN		<input type="checkbox"/> STEPSON <input checked="" type="checkbox"/> STEPDAUGHTER <input type="checkbox"/> COUSIN <input type="checkbox"/> HIRED MAN <input type="checkbox"/> ROOMER <input type="checkbox"/> SERVANT <input type="checkbox"/> OTHER (Specify)	

ORM 10-637
1910 CENSUS INDEX - INDIVIDUAL

U.S. DEPARTMENT OF COMMERCE
BUREAU OF THE CENSUS

TEXAS

W 300	HEAD OF FAMILY	White	Merritt	E.D.	55	SHEET	53
COLOR B	AGE	45	BIRTHPLACE	91a	VOL.	102	
COUNTY	Milam	CITY					
OTHER MEMBERS OF FAMILY							
NAME	RELATIONSHIP	AGE	BIRTHPLACE				
Laura	W	28					
White	D	19					
Isel	S	13					
Edward	S	8					
Costella	D	5					
Stephan	D	4					
Udo	D	7/2					

FORM 10 636
1910 CENSUS INDEX - FAMILYU.S. DEPARTMENT OF COMMERCE
BUREAU OF THE CENSUS

TEXAS

SHEET 176

E.O. 30

VOL. 130

W300	HEAD OF FAMILY			
COLOR	AGE 73	BIRTHPLACE Tarrant	CITY Fort Worth	
COUNTY	OTHER MEMBERS OF FAMILY			BIRTHPLACE
	NAME	RELATIONSHIP	AGE	
	Robert K	S	53	
	Elizabeth	W	52	
	John	W	4	
	William	W	11	
	William	W	11	
	William	W	11	
	William	W	11	
	William	W	11	
	William	W	11	
	William	W	11	
	William	W	11	
	William	W	11	

FORM 10.636A

1910 CENSUS INDEX - INDIVIDUAL

U.S. DEPARTMENT OF COMMERCE BUREAU OF THE CENSUS

TEXAS

W 300	NAME OF INDIVIDUAL Wright Meroy		E.D. 24	SHEET 74
COLOR B	AGE 84	BIRTHPLACE Ill	VOL. 126	
COUNTY	Smith	CITY Lindale		
ENUMERATED WITH Wright Selix				
RELATIONSHIP TO ABOVE				
<input type="checkbox"/> SON	<input type="checkbox"/> NEPHEW	<input type="checkbox"/> STEPSON		
<input type="checkbox"/> DAUGHTER	<input type="checkbox"/> NECE	<input type="checkbox"/> STEPDAUGHTER		
<input type="checkbox"/> BROTHER	<input type="checkbox"/> FATHER-IN-LAW	<input type="checkbox"/> COUSIN		
<input type="checkbox"/> SISTER	<input type="checkbox"/> MOTHER-IN-LAW	<input type="checkbox"/> HIRED MAN		
<input type="checkbox"/> FATHER	<input type="checkbox"/> SON-IN-LAW	<input checked="" type="checkbox"/> ROOMER		
<input checked="" type="checkbox"/> MOTHER	<input type="checkbox"/> DAUGHTER-IN-LAW	<input type="checkbox"/> SERVANT		
<input type="checkbox"/> GRANDSON	<input type="checkbox"/> BROTHER-IN-LAW	<input type="checkbox"/> OTHER (Specify)		
<input type="checkbox"/> GRANDDAUGHTER	<input type="checkbox"/> SISTER-IN-LAW			
<input type="checkbox"/> GRANDCHILD	<input type="checkbox"/> ORPHAN			

FORM 10-637 (5-10-62)

U.S. DEPARTMENT OF COMMERCE
BUREAU OF THE CENSUS

1910 CENSUS INDEX - INDIVIDUAL

© GPO : 1962 O-641423

TEXAS

U-370	HEAD OF FAMILY		711 1/2 E. Menard F		E.D.	SHEET
COLOR	AGE	BIRTHPLACE		VOL.		
W	38			24		
COUNTY	Clay		CITY			
OTHER MEMBERS OF FAMILY						
NAME		RELATIONSHIP	AGE	BIRTHPLACE		
Harriet		W	38	Ark		
Jesse		S	16			
Henry		S	14			
Ernest		S	12			
Georgie		S	10			
Minnie		S	8			
Mirion		S	5			

FORM 10-536A

1910 CENSUS INDEX - INDIVIDUAL

U.S. DEPARTMENT OF COMMERCE
BUREAU OF THE CENSUS

TEXAS

HEAD OF FAMILY		E.O.		SHEET	
Woodi Menor		26		139	
COLOR	AGE	BIRTHPLACE		VOL.	
W	34			58	
COUNTY			CITY		
Grimes					
OTHER MEMBERS OF FAMILY					
NAME		RELATIONSHIP	AGE	BIRTHPLACE	
/ Hilena		W	32		
Ellen		S	7		

FORM 10-636
1910 CENSUS INDEX - FAMILY

U. S. DEPARTMENT OF COMMERCE
BUREAU OF THE CENSUS

TEXAS

11300		HEAD OF FAMILY		E.D.	SHEET
White		Merrill		34	198
COLOR	AGE	BIRTHPLACE		VOL. 42	
White	66	Ga.			
COUNTY	Fannin		CITY	Gambier	
OTHER MEMBERS OF FAMILY					
NAME		RELATIONSHIP	AGE	BIRTHPLACE	
Merrill		H	31		
Merrill		S	23		
Jefferson Central		D	25		
J. E. Johnson		SL	28	NR	
Dodd W. Merritt		GD	5		

FORM 10-636
1910 CENSUS INDEX - FAMILY

U. S. DEPARTMENT OF COMMERCE
BUREAU OF THE CENSUS

TEXAS

LO300	NAME OF INDIVIDUAL <i>Maadi Melvin</i>		E.D. <i>27</i>	SHEET <i>17</i>
COLOR <i>W</i>	AGE <i>20</i>	BIRTHPLACE	VOL. <i>21</i>	
COUNTY		CHILDRESS	CITY	
ENUMERATED WITH <i>Harwell Elbert Y</i>				
RELATIONSHIP TO ABOVE				
<input type="checkbox"/> SON	<input type="checkbox"/> NEPHEW	<input type="checkbox"/> STEPSON		
<input type="checkbox"/> DAUGHTER	<input type="checkbox"/> NIECE	<input type="checkbox"/> STEPDAUGHTER		
<input type="checkbox"/> BROTHER	<input type="checkbox"/> FATHER-IN-LAW	<input type="checkbox"/> COUSIN		
<input type="checkbox"/> SISTER	<input type="checkbox"/> MOTHER-IN-LAW	<input type="checkbox"/> MARRIED MAN		
<input type="checkbox"/> FATHER	<input type="checkbox"/> SON-IN-LAW	<input type="checkbox"/> ROOMER		
<input type="checkbox"/> MOTHER	<input type="checkbox"/> DAUGHTER-IN-LAW	<input type="checkbox"/> SERVANT		
<input type="checkbox"/> GRANDSON	<input type="checkbox"/> BROTHER-IN-LAW	<input type="checkbox"/> OTHER (<i>Specify</i>)		
<input type="checkbox"/> GRANDDAUGHTER	<input type="checkbox"/> SISTER-IN-LAW			
<input type="checkbox"/> GRANDCHILD	<input type="checkbox"/> ORPHAN			

FORM 10 637 -
1910 CENSUS INDEX - INDIVIDUALU. S. DEPARTMENT OF COMMERCE
BUREAU OF THE CENSUS

TEXAS

W 300		NAME OF INDIVIDUAL <i>White, Melvin</i>		E.D. 29	SHEET 5
COLOR <i>W</i>	AGE 3	BIRTHPLACE <i>Cardwell</i>		VOL. 19	
COUNTY			CITY		
ENUMERATED WITH <i>Stagner, Zul</i>					
RELATIONSHIP TO ABOVE					
<input checked="" type="checkbox"/> SON	<input type="checkbox"/> NEPHEW	<input type="checkbox"/> STEPSON			
<input type="checkbox"/> DAUGHTER	<input type="checkbox"/> NIECE	<input type="checkbox"/> STEPDAUGHTER			
<input type="checkbox"/> BROTHER	<input type="checkbox"/> FATHER-IN-LAW	<input type="checkbox"/> COUSIN			
<input type="checkbox"/> SISTER	<input type="checkbox"/> MOTHER-IN-LAW	<input type="checkbox"/> HIRED MAN			
<input type="checkbox"/> FATHER	<input type="checkbox"/> SON-IN-LAW	<input type="checkbox"/> ROOMER			
<input type="checkbox"/> MOTHER	<input type="checkbox"/> DAUGHTER-IN-LAW	<input type="checkbox"/> SERVANT			
<input type="checkbox"/> GRANDSON	<input type="checkbox"/> BROTHER-IN-LAW	<input type="checkbox"/> OTHER (Specify)			
<input type="checkbox"/> GRANDDAUGHTER	<input type="checkbox"/> SISTER-IN-LAW				
<input type="checkbox"/> GRANDCHILD	<input type="checkbox"/> ORPHAN				

FORM 10-637
1910 CENSUS INDEX - INDIVIDUALU.S. DEPARTMENT OF COMMERCE
BUREAU OF THE CENSUS

TEXAS

W300	NAME OF INDIVIDUAL <i>Wood Melville</i>		E.D. <i>195</i>	SHEET <i>12</i>
COLOR <i>W</i>	AGE <i>70</i>	BIRTHPLACE <i>Miss</i>	VOL. <i>110</i>	
COUNTY <i>Pecos</i>		CITY		
ENUMERATED WITH <i>Gurley C. W.</i>				
RELATIONSHIP TO ABOVE				
<input type="checkbox"/> SON	<input type="checkbox"/> NEPHEW	<input type="checkbox"/> STEPSON		
<input type="checkbox"/> DAUGHTER	<input type="checkbox"/> NIECE	<input type="checkbox"/> STEPDAUGHTER		
<input type="checkbox"/> BROTHER	<input type="checkbox"/> FATHER-IN-LAW	<input type="checkbox"/> COUSIN		
<input type="checkbox"/> SISTER	<input type="checkbox"/> MOTHER-IN-LAW	<input type="checkbox"/> HIRED MAN		
<input type="checkbox"/> FATHER	<input type="checkbox"/> SON-IN-LAW	<input type="checkbox"/> ROOMER		
<input type="checkbox"/> MOTHER	<input type="checkbox"/> DAUGHTER-IN-LAW	<input type="checkbox"/> SERVANT		
<input type="checkbox"/> GRANDSON	<input type="checkbox"/> BROTHER-IN-LAW	<input type="checkbox"/> OTHER (Specify)		
<input type="checkbox"/> GRANDDAUGHTER	<input type="checkbox"/> SISTER-IN-LAW	<i>He</i>		
<input type="checkbox"/> GRANDCHILD	<input type="checkbox"/> ORPHAN			

FORM 10-637
1910 CENSUS INDEX - INDIVIDUAL

U. S. DEPARTMENT OF COMMERCE
BUREAU OF THE CENSUS

TEXAS

W300	HEAD OF FAMILY Walter M. [unclear]		E.D. 114	SHEET 75
COLOR W	AGE 2	BIRTHPLACE Texas	VOL. 127	
COUNTY Tarrant		CITY Fort Worth		
OTHER MEMBERS OF FAMILY				
NAME		RELATION- SHIP	AGE	BIRTHPLACE
John [unclear]			21	

FORM 10 636
1910 CENSUS INDEX - FAMILY

U. S. DEPARTMENT OF COMMERCE
BUREAU OF THE CENSUS

TEXAS

W 300	NAME OF INDIVIDUAL <i>White Melinda</i>		E.O. <i>44</i>	SHEET <i>124</i>
COLOR <i>W</i>	AGE <i>26</i>	BIRTHPLACE <i>Miss</i>	VOL. <i>85</i>	
COUNTY <i>Johnson</i>		CITY <i>Claburne</i>		
ENUMERATED WITH <i>Christian Carl</i>				
RELATIONSHIP-TO ABOVE				
<input type="checkbox"/> SON	<input type="checkbox"/> NEPHEW	<input type="checkbox"/> STEPSON		
<input type="checkbox"/> DAUGHTER	<input type="checkbox"/> NIECE	<input type="checkbox"/> STEPDAUGHTER		
<input type="checkbox"/> BROTHER	<input type="checkbox"/> FATHER-IN-LAW	<input type="checkbox"/> COUSIN		
<input type="checkbox"/> SISTER	<input type="checkbox"/> MOTHER-IN-LAW	<input type="checkbox"/> HIRED MAN		
<input type="checkbox"/> FATHER	<input type="checkbox"/> SON-IN-LAW	<input type="checkbox"/> ROOMER		
<input type="checkbox"/> MOTHER	<input type="checkbox"/> DAUGHTER-IN-LAW	<input type="checkbox"/> SERVANT		
<input type="checkbox"/> GRANDSON	<input type="checkbox"/> BROTHER-IN-LAW	<input type="checkbox"/> OTHER (<i>Specify</i>)		
<input type="checkbox"/> GRANDDAUGHTER	<input type="checkbox"/> SISTER-IN-LAW			
<input type="checkbox"/> GRANDCHILD	<input type="checkbox"/> ORPHAN			

FORM 10-637
1910 CENSUS INDEX - INDIVIDUAL

U. S. DEPARTMENT OF COMMERCE
BUREAU OF THE CENSUS

TEXAS

W 300	HEAD OF FAMILY White Meek Mrs		E.D. 38	SHEET 46
COLOR W	AGE 58	BIRTHPLACE Tenn	VOL. 43	
COUNTY Fannin		CITY		
OTHER MEMBERS OF FAMILY				
NAME		RELATION- SHIP	AGE	BIRTHPLACE
Malone Maide		D	4	
\$ 144				
\$ 15e				

FORM 10-636
1910 CENSUS INDEX - FAMILY

U. S. DEPARTMENT OF COMMERCE
BUREAU OF THE CENSUS

TEXAS

W 300	HEAD OF FAMILY W. C. D. Martin Jr.		E. D. 140	SHEET 186
COLOR W	AGE 33	BIRTHPLACE		VOL. 119
COUNTY	San Augustine		CITY	
OTHER MEMBERS OF FAMILY				
	NAME	RELATIONSHIP	AGE	BIRTHPLACE
	Elvira	W	34	
	Edwina C.	S	7	
	William J.	S	4	
	Melvin Jr.	S	2	
	Joseph E.	S	7/12	

FORM 10 636
1910 CENSUS INDEX - FAMILY

U. S. DEPARTMENT OF COMMERCE
BUREAU OF THE CENSUS

TEXAS

U 300	HEAD OF FAMILY		E. D.	SHEET
	White Meady C		10	56
COLOR	AGE	BIRTHPLACE	VOL.	
W	30	Ala	X	
COUNTY	Henderson		CITY	
			6	
OTHER MEMBERS OF FAMILY				
NAME		RELATIONSHIP	AGE	BIRTHPLACE
Martha L		W	27	Ala
Ray C		S	7	
Jill L		D	2	
Coppell Helen J		M	69	Ala

FORM 10 636
1910 CENSUS INDEX - FAMILY

U. S. DEPARTMENT OF COMMERCE
BUREAU OF THE CENSUS

TEXAS

a 300		HEAD OF FAMILY		White, Mr. Donald		E.D.	SHEET
COLOR	W	AGE	41	BIRTHPLACE	Lenn	55	252
COUNTY	HARRISON			CITY		VOL.	70
OTHER MEMBERS OF FAMILY							
NAME		RELATIONSHIP	AGE	BIRTHPLACE			
Lena		W	11				
Ada M.		W	9				
Davis		S	7				
Brodine		S	5				
Thelton, Jerome		FL	75	Mo.			
Sarah		ML	61	Mo.			
May B		SIL	16				

FORM 10-636
1910 CENSUS INDEX - FAMILY

U.S. DEPARTMENT OF COMMERCE
BUREAU OF THE CENSUS

TEXAS

14300	NAME OF INDIVIDUAL <i>White McParthy</i>		E.D. <i>14</i>	SHEET <i>5</i>
COLOR <i>B</i>	AGE <i>4</i>	BIRTHPLACE	VOL. <i>16</i>	
COUNTY	<i>Brazoria</i>		CITY	
ENUMERATED WITH <i>Summers Rachel</i>				
RELATIONSHIP TO ABOVE				
<input type="checkbox"/> SON	<input type="checkbox"/> NEPHEW	<input type="checkbox"/> STEPSON		
<input type="checkbox"/> DAUGHTER	<input type="checkbox"/> NIECE	<input type="checkbox"/> STEPDAUGHTER		
<input type="checkbox"/> BROTHER	<input type="checkbox"/> FATHER-IN-LAW	<input type="checkbox"/> COUSIN		
<input type="checkbox"/> SISTER	<input type="checkbox"/> MOTHER-IN-LAW	<input type="checkbox"/> HIRED MAN		
<input type="checkbox"/> FATHER	<input type="checkbox"/> SON-IN-LAW	<input type="checkbox"/> ROOMER		
<input type="checkbox"/> MOTHER	<input type="checkbox"/> DAUGHTER-IN-LAW	<input type="checkbox"/> SERVANT		
<input checked="" type="checkbox"/> GRANDSON	<input type="checkbox"/> BROTHER-IN-LAW	<input type="checkbox"/> OTHER (Specify)		
<input type="checkbox"/> GRANDDAUGHTER	<input type="checkbox"/> SISTER-IN-LAW			
<input type="checkbox"/> GRANDCHILD	<input type="checkbox"/> ORPHAN			

FORM 10-637

1910 CENSUS INDEX - INDIVIDUAL

U. S. DEPARTMENT OF COMMERCE
BUREAU OF THE CENSUS

TEXAS

4300		NAME OF INDIVIDUAL <i>Mary Etta Maze</i>		E.O. 26	SHEET 7
COLOR <i>Mu</i>	AGE 30	BIRTHPLACE		VOL. 21	
COUNTY		Chambers	CITY		
ENUMERATED WITH <i>Maze Mary Etta</i>					
RELATIONSHIP TO ABOVE					
<input checked="" type="checkbox"/> SON <input type="checkbox"/> DAUGHTER <input type="checkbox"/> BROTHER <input type="checkbox"/> SISTER <input type="checkbox"/> FATHER <input type="checkbox"/> MOTHER <input type="checkbox"/> GRANDSON <input type="checkbox"/> GRANDDAUGHTER <input type="checkbox"/> GRANDCHILD		<input type="checkbox"/> NEPHEW <input type="checkbox"/> NIECE <input type="checkbox"/> FATHER-IN-LAW <input type="checkbox"/> MOTHER-IN-LAW <input type="checkbox"/> SON-IN-LAW <input type="checkbox"/> DAUGHTER-IN-LAW <input type="checkbox"/> BROTHER-IN-LAW <input type="checkbox"/> SISTER-IN-LAW <input type="checkbox"/> ORPHAN		<input checked="" type="checkbox"/> STEPSON <input type="checkbox"/> STEPDAUGHTER <input type="checkbox"/> COUSIN <input type="checkbox"/> HIRED MAN <input type="checkbox"/> ROOMER <input type="checkbox"/> SERVANT <input type="checkbox"/> OTHER (Specify)	

FORM 10 637
1910 CENSUS INDEX - INDIVIDUAL

U S DEPARTMENT OF COMMERCE
BUREAU OF THE CENSUS

TEXAS

W 300	HEAD OF FAMILY -		White Maynard		E.D.	SHEET
COLOR	AGE	BIRTHPLACE		VOL.		
B	23			63		
COUNTY	Guadalupe		CITY			
OTHER MEMBERS OF FAMILY						
NAME		RELATIONSHIP	AGE	BIRTHPLACE		
Disney		W	24			

FORM 10-636
1910 CENSUS INDEX - FAMILY

U.S. DEPARTMENT OF COMMERCE
BUREAU OF THE CENSUS

TEXAS

W 300		NAME OF INDIVIDUAL [®]		E.O.	SHEET
		1. [unclear]		11	362
COLOR	AGE	BIRTHPLACE		VOL.	
				137	
COUNTY		Travis	CITY		
			Austin		
ENUMERATED WITH					
RELATIONSHIP TO ABOVE					
<input type="checkbox"/> SON	<input type="checkbox"/> NEPHEW	<input type="checkbox"/> STEPSON			
<input type="checkbox"/> DAUGHTER	<input checked="" type="checkbox"/> NIECE	<input type="checkbox"/> STEPDAUGHTER			
<input type="checkbox"/> BROTHER	<input type="checkbox"/> FATHER-IN-LAW	<input type="checkbox"/> COUSIN			
<input type="checkbox"/> SISTER	<input type="checkbox"/> MOTHER-IN-LAW	<input type="checkbox"/> HIRED MAN			
<input type="checkbox"/> FATHER	<input type="checkbox"/> SON-IN-LAW	<input type="checkbox"/> ROOMER			
<input type="checkbox"/> MOTHER	<input type="checkbox"/> DAUGHTER-IN-LAW	<input type="checkbox"/> SERVANT			
<input type="checkbox"/> GRANDSON	<input type="checkbox"/> BROTHER-IN-LAW	<input type="checkbox"/> OTHER (Specify)			
<input type="checkbox"/> GRANDDAUGHTER	<input type="checkbox"/> SISTER-IN-LAW				
<input type="checkbox"/> GRANDCHILD	<input type="checkbox"/> ORPHAN				

FORM 10 637
 1910 CENSUS INDEX - INDIVIDUAL

U.S. DEPARTMENT OF COMMERCE
 BUREAU OF THE CENSUS

TEXAS

W 300	NAME OF INDIVIDUAL Weyall, May Pearl		E.O. 117	SHEET 145
COLOR B	AGE 70	BIRTHPLACE	VOL. 118	
COUNTY Robertson		CITY		
ENUMERATED WITH Randle John				
RELATIONSHIP TO ABOVE				
<input type="checkbox"/> SON	<input type="checkbox"/> NEPHEW	<input type="checkbox"/> STEPSON		
<input checked="" type="checkbox"/> DAUGHTER	<input type="checkbox"/> NIECE	<input type="checkbox"/> STEPDAUGHTER		
<input type="checkbox"/> BROTHER	<input type="checkbox"/> FATHER-IN-LAW	<input type="checkbox"/> COUSIN		
<input type="checkbox"/> SISTER	<input type="checkbox"/> MOTHER-IN-LAW	<input type="checkbox"/> HIRED MAN		
<input type="checkbox"/> FATHER	<input type="checkbox"/> SON-IN-LAW	<input type="checkbox"/> ROOMER		
<input type="checkbox"/> MOTHER	<input type="checkbox"/> DAUGHTER-IN-LAW	<input type="checkbox"/> SERVANT		
<input type="checkbox"/> GRANDSON	<input type="checkbox"/> BROTHER-IN-LAW	<input type="checkbox"/> OTHER (Specify)		
<input type="checkbox"/> GRANDDAUGHTER	<input type="checkbox"/> SISTER-IN-LAW			
<input type="checkbox"/> GRANDCHILD	<input type="checkbox"/> ORPHAN			

FORM 10-637
1910 CENSUS INDEX - INDIVIDUAL

U. S. DEPARTMENT OF COMMERCE
BUREAU OF THE CENSUS

TEXAS

12300 W	NAME OF INDIVIDUAL White Mary Kate		E.D. 45	SHEET 21
COLOR	AGE 19	BIRTHPLACE	VOL. 34	
COUNTY Dallas	CITY Dallas			
ENUMERATED WITH Wells - Ray L.				
RELATIONSHIP TO ABOVE				
<input type="checkbox"/> SON <input type="checkbox"/> DAUGHTER <input type="checkbox"/> BROTHER <input type="checkbox"/> SISTER <input type="checkbox"/> FATHER <input type="checkbox"/> MOTHER <input type="checkbox"/> GRANDSON <input type="checkbox"/> GRANDDAUGHTER <input type="checkbox"/> GRANDCHILD		<input type="checkbox"/> NEPHEW <input type="checkbox"/> NIECE <input type="checkbox"/> FATHER-IN-LAW <input type="checkbox"/> MOTHER-IN-LAW <input type="checkbox"/> SON-IN-LAW <input type="checkbox"/> DAUGHTER-IN-LAW <input type="checkbox"/> BROTHER-IN-LAW <input type="checkbox"/> SISTER-IN-LAW <input type="checkbox"/> ORPHAN		
		<input type="checkbox"/> STEPSON <input type="checkbox"/> STEPDAUGHTER <input type="checkbox"/> COUSIN <input type="checkbox"/> HIRED MAN <input checked="" type="checkbox"/> ROOMER <input type="checkbox"/> SERVANT <input type="checkbox"/> OTHER (Specify)		

FORM 10-637

1910 CENSUS INDEX - INDIVIDUAL

U. S. DEPARTMENT OF COMMERCE
BUREAU OF THE CENSUS

TEXAS

W300		NAME OF INDIVIDUAL White May J		ED. 70		SHEET 03	
COLOR W	AGE 7	BIRTHPLACE Ober J		VOL. 73			
COUNTY Hood				CITY			
ENUMERATED WITH Care William J W							
RELATIONSHIP TO ABOVE							
<input type="checkbox"/> SON	<input type="checkbox"/> NEPHEW	<input type="checkbox"/> STEPSON					
<input type="checkbox"/> DAUGHTER	<input type="checkbox"/> NIECE	<input type="checkbox"/> STEPDAUGHTER					
<input type="checkbox"/> BROTHER	<input type="checkbox"/> FATHER-IN-LAW	<input type="checkbox"/> COUSIN					
<input type="checkbox"/> SISTER	<input type="checkbox"/> MOTHER-IN-LAW	<input type="checkbox"/> HIRED MAN					
<input type="checkbox"/> FATHER	<input type="checkbox"/> SON-IN-LAW	<input type="checkbox"/> ROOMER					
<input type="checkbox"/> MOTHER	<input type="checkbox"/> DAUGHTER-IN-LAW	<input type="checkbox"/> SERVANT					
<input type="checkbox"/> GRANDSON	<input type="checkbox"/> BROTHER-IN-LAW	<input type="checkbox"/> OTHER (Specify)					
<input type="checkbox"/> GRANDDAUGHTER	<input type="checkbox"/> SISTER-IN-LAW						
<input type="checkbox"/> GRANDCHILD	<input type="checkbox"/> ORPHAN						

FORM 10-637

1910 CENSUS INDEX - INDIVIDUAL

U. S. DEPARTMENT OF COMMERCE
BUREAU OF THE CENSUS

TEXAS

W300	NAME OF INDIVIDUAL <i>White May J</i>		E.D. <i>25</i>	SHEET <i>8</i>
COLOR <i>Mu</i>	AGE <i>24</i>	BIRTHPLACE	VOL. <i>21</i>	
COUNTY <i>Chambers</i>		CITY		
ENUMERATED WITH <i>Williams Fossie</i>				
RELATIONSHIP TO ABOVE				
<input type="checkbox"/> SON	<input type="checkbox"/> NEPHEW	<input type="checkbox"/> STEPSON		
<input checked="" type="checkbox"/> DAUGHTER	<input type="checkbox"/> NIECE	<input type="checkbox"/> STEPDAUGHTER		
<input type="checkbox"/> BROTHER	<input type="checkbox"/> FATHER-IN-LAW	<input type="checkbox"/> COUSIN		
<input type="checkbox"/> SISTER	<input type="checkbox"/> MOTHER-IN-LAW	<input type="checkbox"/> HUSBAND		
<input type="checkbox"/> FATHER	<input type="checkbox"/> SON-IN-LAW	<input type="checkbox"/> ROOMER		
<input type="checkbox"/> MOTHER	<input type="checkbox"/> DAUGHTER-IN-LAW	<input type="checkbox"/> SERVANT		
<input type="checkbox"/> GRANDSON	<input type="checkbox"/> BROTHER-IN-LAW	<input type="checkbox"/> OTHER (<i>Specify</i>)		
<input type="checkbox"/> GRANDDAUGHTER	<input type="checkbox"/> SISTER-IN-LAW			
<input type="checkbox"/> GRANDCHILD	<input type="checkbox"/> ORPHAN			

FORM 10-637
1910 CENSUS INDEX - INDIVIDUAL

U. S. DEPARTMENT OF COMMERCE
BUREAU OF THE CENSUS

-TEXAS

W' 300	NAME OF INDIVIDUAL Wheat May		E.P. 89	SHEET 299
COLOR W	AGE 20	BIRTHPLACE Ji	VOL. 115	
COUNTY Parker		CITY Weatherford		
ENUMERATED WITH Wheat P. H.				
RELATIONSHIP TO ABOVE				
<input type="checkbox"/> SON	<input type="checkbox"/> NEPHEW	<input type="checkbox"/> STEPSON		
<input type="checkbox"/> DAUGHTER	<input type="checkbox"/> NIECE	<input type="checkbox"/> STEPDAUGHTER		
<input type="checkbox"/> BROTHER	<input type="checkbox"/> FATHER-IN-LAW	<input type="checkbox"/> COUSIN		
<input type="checkbox"/> SISTER	<input type="checkbox"/> MOTHER-IN-LAW	<input type="checkbox"/> HIRED MAN		
<input type="checkbox"/> FATHER	<input type="checkbox"/> SON-IN-LAW	<input type="checkbox"/> ROOMER		
<input type="checkbox"/> MOTHER	<input type="checkbox"/> DAUGHTER-IN-LAW	<input type="checkbox"/> SERVANT		
<input type="checkbox"/> GRANDSON	<input type="checkbox"/> BROTHER-IN-LAW	<input type="checkbox"/> OTHER (Specify)		
<input checked="" type="checkbox"/> GRANDDAUGHTER	<input type="checkbox"/> SISTER-IN-LAW			
<input type="checkbox"/> GRANDCHILD	<input type="checkbox"/> ORPHAN			

FORM 10-637
1910 CENSUS INDEX - INDIVIDUAL

U.S. DEPARTMENT OF COMMERCE
BUREAU OF THE CENSUS

TEXAS

W 300		NAME OF INDIVIDUAL Wood, Mary		E.O. 43	SHEET 75
COLOR W	AGE 27	BIRTHPLACE mo!		VOL. 121	
COUNTY Rusk		CITY			
ENUMERATED WITH Miller, Lola					
RELATIONSHIP TO ABOVE					
<input type="checkbox"/> SON	<input type="checkbox"/> NEPHEW	<input type="checkbox"/> STEPSON			
<input type="checkbox"/> DAUGHTER	<input type="checkbox"/> NIECE	<input type="checkbox"/> STEPDAUGHTER			
<input type="checkbox"/> BROTHER	<input type="checkbox"/> FATHER-IN-LAW	<input type="checkbox"/> COUSIN			
<input type="checkbox"/> SISTER	<input type="checkbox"/> MOTHER-IN-LAW	<input type="checkbox"/> HIRED MAN			
<input type="checkbox"/> FATHER	<input type="checkbox"/> SON-IN-LAW	<input checked="" type="checkbox"/> ROOMER			
<input type="checkbox"/> MOTHER	<input type="checkbox"/> DAUGHTER-IN-LAW	<input type="checkbox"/> SERVANT			
<input type="checkbox"/> GRANDSON	<input type="checkbox"/> BROTHER-IN-LAW	<input type="checkbox"/> OTHER (Specify)			
<input type="checkbox"/> GRANDDAUGHTER	<input type="checkbox"/> SISTER-IN-LAW				
<input type="checkbox"/> GRANDCHILD	<input type="checkbox"/> ORPHAN				

FORM 10-637
1910 CENSUS INDEX - INDIVIDUAL

U.S. DEPARTMENT OF COMMERCE
BUREAU OF THE CENSUS

TEXAS

W 300	NAME OF INDIVIDUAL <i>Wood May</i>		E.D. <i>5-9-16</i>	SHEET
COLOR <i>W</i>	AGE <i>29</i>	BIRTHPLACE <i>Iowa</i>	VOL. <i>44</i>	
COUNTY		CITY		
		<i>El Paso</i>	<i>El Paso</i>	
ENUMERATED WITH <i>Phillips J W</i>				
RELATIONSHIP TO ABOVE				
<input type="checkbox"/> SON	<input type="checkbox"/> NEPHEW	<input type="checkbox"/> STEPSON		
<input type="checkbox"/> DAUGHTER	<input type="checkbox"/> NIECE	<input type="checkbox"/> STEPDAUGHTER		
<input type="checkbox"/> BROTHER	<input type="checkbox"/> FATHER-IN-LAW	<input type="checkbox"/> COUSIN		
<input type="checkbox"/> SISTER	<input type="checkbox"/> MOTHER-IN-LAW	<input type="checkbox"/> HIRED-MAN		
<input type="checkbox"/> FATHER	<input type="checkbox"/> SON-IN-LAW	<input checked="" type="checkbox"/> ROOMER		
<input type="checkbox"/> MOTHER	<input type="checkbox"/> DAUGHTER-IN-LAW	<input type="checkbox"/> SERVANT		
<input type="checkbox"/> GRANDSON	<input type="checkbox"/> BROTHER-IN-LAW	<input type="checkbox"/> OTHER (Specify)		
<input type="checkbox"/> GRANDDAUGHTER	<input type="checkbox"/> SISTER-IN-LAW			
<input type="checkbox"/> GRANDCHILD	<input type="checkbox"/> ORPHAN			

FORM 10 637.
1910 CENSUS INDEX - INDIVIDUALU S DEPARTMENT OF COMMERCE
BUREAU OF THE CENSUS

TEXAS

W300	NAME OF INDIVIDUAL White Mrs May		E.D. 85	SHEET 3:1
COLOR W	AGE 43	BIRTHPLACE ala	VOL. 61	
COUNTY Grayson		CITY Denmar		
ENUMERATED WITH		White Arthur		
RELATIONSHIP TO ABOVE				
<input type="checkbox"/> SON	<input type="checkbox"/> NEPHEW	<input type="checkbox"/> STEPSON		
<input type="checkbox"/> DAUGHTER	<input type="checkbox"/> NIECE	<input type="checkbox"/> STEPDAUGHTER		
<input type="checkbox"/> BROTHER	<input type="checkbox"/> FATHER-IN-LAW	<input type="checkbox"/> COUSIN		
<input type="checkbox"/> SISTER	<input type="checkbox"/> MOTHER-IN-LAW	<input type="checkbox"/> HIRED MAN		
<input type="checkbox"/> FATHER	<input type="checkbox"/> SON-IN-LAW	<input type="checkbox"/> ROOMER		
<input checked="" type="checkbox"/> MOTHER	<input type="checkbox"/> DAUGHTER-IN-LAW	<input type="checkbox"/> SERVANT		
<input type="checkbox"/> GRANDSON	<input type="checkbox"/> BROTHER-IN-LAW	<input type="checkbox"/> OTHER (Specify)		
<input type="checkbox"/> GRANDDAUGHTER	<input type="checkbox"/> SISTER-IN-LAW			
<input type="checkbox"/> GRANDCHILD	<input type="checkbox"/> ORPHAN			

FORM 10-637
1910 CENSUS INDEX - INDIVIDUAL

U. S. DEPARTMENT OF COMMERCE
BUREAU OF THE CENSUS

TEXAS

W 300		NAME OF INDIVIDUAL		E.D.		SHEET	
COLDER		white, May		97		149	
15		AGE 28		BIRTHPLACE		VOL.	
COUNTY		Navarro		CITY		108	
ENUMERATED WITH							
Swink, Amanda							
RELATIONSHIP TO ABOVE							
<input type="checkbox"/> SON <input checked="" type="checkbox"/> DAUGHTER <input type="checkbox"/> BROTHER <input type="checkbox"/> SISTER <input type="checkbox"/> FATHER <input type="checkbox"/> MOTHER <input type="checkbox"/> GRANDSON <input type="checkbox"/> GRANDDAUGHTER <input type="checkbox"/> GRANDCHILD		<input type="checkbox"/> NEPHEW <input type="checkbox"/> NIECE <input type="checkbox"/> FATHER-IN-LAW <input type="checkbox"/> MOTHER-IN-LAW <input type="checkbox"/> SON-IN-LAW <input type="checkbox"/> DAUGHTER-IN-LAW <input type="checkbox"/> BROTHER-IN-LAW <input type="checkbox"/> SISTER-IN-LAW <input type="checkbox"/> ORPHAN		<input type="checkbox"/> STEPSON <input type="checkbox"/> STEPDAUGHTER <input type="checkbox"/> COUSIN <input type="checkbox"/> HIRED MAN <input type="checkbox"/> ROOMER <input type="checkbox"/> SERVANT <input type="checkbox"/> OTHER (Specify)			

 FORM 10-637
 1910 CENSUS INDEX - INDIVIDUAL

 U. S. DEPARTMENT OF COMMERCE
 BUREAU OF THE CENSUS

TEXAS

W300		NAME OF INDIVIDUAL White May		E.O. 127	SHEET 257
COLOR W	AGE 26	BIRTHPLACE		VOL. 47	
COUNTY Ellis		CITY			
ENUMERATED WITH Snyder M M.					
RELATIONSHIP TO ABOVE					
<input type="checkbox"/> SON	<input checked="" type="checkbox"/> DAUGHTER	<input type="checkbox"/> NEPHEW	<input type="checkbox"/> NIECE	<input type="checkbox"/> STEPSON	<input type="checkbox"/> STEPDAUGHTER
<input type="checkbox"/> BROTHER	<input type="checkbox"/> SISTER	<input type="checkbox"/> FATHER-IN-LAW	<input type="checkbox"/> MOTHER-IN-LAW	<input type="checkbox"/> COUSIN	<input type="checkbox"/> HIRED MAN
<input type="checkbox"/> FATHER	<input type="checkbox"/> MOTHER	<input type="checkbox"/> SON-IN-LAW	<input type="checkbox"/> DAUGHTER-IN-LAW	<input type="checkbox"/> ROOMER	<input type="checkbox"/> SERVANT
<input type="checkbox"/> GRANDSON	<input type="checkbox"/> GRANDDAUGHTER	<input type="checkbox"/> BROTHER-IN-LAW	<input type="checkbox"/> SISTER-IN-LAW	<input type="checkbox"/> OTHER (Specify)	
<input type="checkbox"/> GRANDCHILD		<input type="checkbox"/> ORPHAN			

FORM 10-637
1910 CENSUS INDEX - INDIVIDUAL

U.S. DEPARTMENT OF COMMERCE
BUREAU OF THE CENSUS

TEXAS

W300		NAME OF INDIVIDUAL W. Hite, Mary		E.O. 131	SHEET 61
COLOR B	AGE 20	BIRTHPLACE		VOL. 130	
COUNTY Tarrant		CITY: Fort Worth			
ENUMERATED WITH Stange, Frank J.					
RELATIONSHIP TO ABOVE					
<input type="checkbox"/> SON	<input type="checkbox"/> NEPHEW	<input type="checkbox"/> STEPSON			
<input type="checkbox"/> DAUGHTER	<input type="checkbox"/> NIECE	<input type="checkbox"/> STEPPAUGHTER			
<input type="checkbox"/> BROTHER	<input type="checkbox"/> FATHER-IN-LAW	<input type="checkbox"/> COUSIN			
<input type="checkbox"/> SISTER	<input type="checkbox"/> MOTHER-IN-LAW	<input type="checkbox"/> HIRED MAN			
<input type="checkbox"/> FATHER	<input type="checkbox"/> SON-IN-LAW	<input type="checkbox"/> BOOMER			
<input type="checkbox"/> MOTHER	<input type="checkbox"/> DAUGHTER-IN-LAW	<input checked="" type="checkbox"/> SERVANT			
<input type="checkbox"/> GRANDSON	<input type="checkbox"/> BROTHER-IN-LAW	<input type="checkbox"/> OTHER (Specify)			
<input type="checkbox"/> GRANDDAUGHTER	<input type="checkbox"/> SISTER-IN-LAW				
<input type="checkbox"/> GRANDCHILD	<input type="checkbox"/> ORPHAN				

FORM 10-637
1910 CENSUS INDEX - INDIVIDUAL

U. S. DEPARTMENT OF COMMERCE
BUREAU OF THE CENSUS

TEXAS

W300		NAME OF INDIVIDUAL White May		E.D. 103	SHEET 195
COLOR B	AGE 30	BIRTHPLACE J		VOL. 128	
COUNTY Tarrant			CITY Fort Worth		
ENUMERATED WITH White Joe					
RELATIONSHIP TO ABOVE					
<input type="checkbox"/> SON	<input type="checkbox"/> NEPHEW	<input type="checkbox"/> STEPSON			
<input type="checkbox"/> DAUGHTER	<input type="checkbox"/> NIECE	<input type="checkbox"/> STEPDAUGHTER			
<input type="checkbox"/> BROTHER	<input type="checkbox"/> FATHER-IN-LAW	<input type="checkbox"/> COUSIN			
<input type="checkbox"/> SISTER	<input type="checkbox"/> MOTHER-IN-LAW	<input type="checkbox"/> HIRED MAN			
<input type="checkbox"/> FATHER	<input type="checkbox"/> SON-IN-LAW	<input type="checkbox"/> ROOMER			
<input type="checkbox"/> MOTHER	<input type="checkbox"/> DAUGHTER-IN-LAW	<input checked="" type="checkbox"/> SERVANT			
<input type="checkbox"/> GRANDSON	<input type="checkbox"/> BROTHER-IN-LAW	<input type="checkbox"/> OTHER (Specify)			
<input type="checkbox"/> GRANDDAUGHTER	<input type="checkbox"/> SISTER-IN-LAW				
<input type="checkbox"/> GRANDCHILD	<input type="checkbox"/> ORPHAN				

FORM 10 637
1910 CENSUS INDEX - INDIVIDUAL

U.S. DEPARTMENT OF COMMERCE
BUREAU OF THE CENSUS

TEXAS

W 300		NAME OF INDIVIDUAL <i>White Mary</i>		E.D.	SHEET
COLOR <i>B.</i>	AGE <i>13</i>	BIRTHPLACE		<i>123</i>	<i>29</i>
COUNTY			CITY	VOL. <i>130</i>	
			<i>Tarrant</i>	<i>Fort Worth</i>	
ENUMERATED WITH <i>Haldston, Kevin</i>					
RELATIONSHIP TO ABOVE					
<input type="checkbox"/> SON	<input type="checkbox"/> NEPHEW	<input type="checkbox"/> STEPSON			
<input type="checkbox"/> DAUGHTER	<input type="checkbox"/> NIECE	<input checked="" type="checkbox"/> STEPDAUGHTER			
<input type="checkbox"/> BROTHER	<input type="checkbox"/> FATHER-IN-LAW	<input type="checkbox"/> COUSIN			
<input type="checkbox"/> SISTER	<input type="checkbox"/> MOTHER-IN-LAW	<input type="checkbox"/> HIRED MAN			
<input type="checkbox"/> FATHER	<input type="checkbox"/> SON-IN-LAW	<input type="checkbox"/> ROOMER			
<input type="checkbox"/> MOTHER	<input type="checkbox"/> DAUGHTER-IN-LAW	<input type="checkbox"/> SERVANT			
<input type="checkbox"/> GRANDSON	<input type="checkbox"/> BROTHER-IN-LAW	<input type="checkbox"/> OTHER (Specify)			
<input type="checkbox"/> GRANDDAUGHTER	<input type="checkbox"/> SISTER-IN-LAW				
<input type="checkbox"/> GRANDCHILD	<input type="checkbox"/> ORPHAN				

FORM-10-637

1910 CENSUS INDEX - INDIVIDUAL

U.S. DEPARTMENT OF COMMERCE
BUREAU OF THE CENSUS

TEXAS

W300		NAME OF INDIVIDUAL <i>White May</i>		E.D.	SHEET
COLOR <i>W</i>	AGE <i>72</i>	BIRTHPLACE		<i>14</i>	<i>17</i>
COUNTY			CITY		
ENUMERATED WITH <i>Fidler Cherokee Tom J</i>					
RELATIONSHIP TO ABOVE					
<input type="checkbox"/> SON	<input type="checkbox"/> NEPHEW	<input type="checkbox"/> STEPSON			
<input type="checkbox"/> DAUGHTER	<input type="checkbox"/> NIECE	<input type="checkbox"/> STEPDAUGHTER			
<input type="checkbox"/> BROTHER	<input type="checkbox"/> FATHER-IN-LAW	<input type="checkbox"/> COUSIN			
<input type="checkbox"/> SISTER	<input type="checkbox"/> MOTHER-IN-LAW	<input type="checkbox"/> HIRED MAN			
<input type="checkbox"/> FATHER	<input type="checkbox"/> SON-IN-LAW	<input checked="" type="checkbox"/> ROOMER			
<input type="checkbox"/> MOTHER	<input type="checkbox"/> DAUGHTER-IN-LAW	<input type="checkbox"/> SERVANT			
<input type="checkbox"/> GRANDSON	<input type="checkbox"/> BROTHER-IN-LAW	<input type="checkbox"/> OTHER (Specify)			
<input type="checkbox"/> GRANDDAUGHTER	<input type="checkbox"/> SISTER-IN-LAW				
<input type="checkbox"/> GRANDCHILD	<input type="checkbox"/> ORPHAN				

FORM 10-637
1910 CENSUS INDEX - INDIVIDUAL

U.S. DEPARTMENT OF COMMERCE
BUREAU OF THE CENSUS

TEXAS

4300		NAME OF INDIVIDUAL <i>White, Mary</i>		E.O. 37	SHEET 8
COLOR <i>w</i>	AGE 18	BIRTHPLACE <i>J.</i>		VOL. 24	
COUNTY Clay		CITY			
ENUMERATED WITH <i>Barker, Wm. A.</i>					
RELATIONSHIP TO ABOVE					
<input type="checkbox"/> SON	<input type="checkbox"/> NEPHEW	<input type="checkbox"/> STEPSON			
<input type="checkbox"/> DAUGHTER	<input checked="" type="checkbox"/> NIECE	<input type="checkbox"/> STEPDAUGHTER			
<input type="checkbox"/> BROTHER	<input type="checkbox"/> FATHER-IN-LAW	<input type="checkbox"/> COUSIN			
<input type="checkbox"/> SISTER	<input type="checkbox"/> MOTHER-IN-LAW	<input type="checkbox"/> HIRED MAN			
<input type="checkbox"/> FATHER	<input type="checkbox"/> SON-IN-LAW	<input type="checkbox"/> ROOMER			
<input type="checkbox"/> MOTHER	<input type="checkbox"/> DAUGHTER-IN-LAW	<input type="checkbox"/> SERVANT			
<input type="checkbox"/> GRANDSON	<input type="checkbox"/> BROTHER-IN-LAW	<input type="checkbox"/> OTHER (Specify)			
<input type="checkbox"/> GRANDDAUGHTER	<input type="checkbox"/> SISTER-IN-LAW				
<input type="checkbox"/> GRANDCHILD	<input type="checkbox"/> ORPHAN				

FORM 10 637

1910 CENSUS INDEX - INDIVIDUAL

U. S. DEPARTMENT OF COMMERCE
BUREAU OF THE CENSUS

TEXAS

W 300		HEAD OF FAMILY		E.D.	SHEET
COLOR		AGE	BIRTHPLACE	32	446
B		43	White May	VOL.	33
COUNTY			Dallas	CITY Dallas	
OTHER MEMBERS OF FAMILY					
NAME		RELATIONSHIP	AGE	BIRTHPLACE	
Beth		S	15		

FORM 10 636
1910 CENSUS INDEX - FAMILY

U.S. DEPARTMENT OF COMMERCE
BUREAU OF THE CENSUS

TEXAS

HEAD OF FAMILY		E.D.		SHEET	
Hood May		59		219	
COLOR	AGE	BIRTHPLACE		VOL.	
W	35	Jamaica		12	
COUNTY			CITY		
Bexar			San Antonio		
OTHER MEMBERS OF FAMILY					
NAME		RELATIONSHIP	AGE	BIRTHPLACE	
Richard I		Son	11	New York	

FORM 10 636

1910 CENSUS INDEX - FAMILY

U.S. DEPARTMENT OF COMMERCE
BUREAU OF THE CENSUS

TEXAS

W 300	NAME OF INDIVIDUAL <i>White Mackey</i>		E.D. 108	SHEET 142
COLOR B	AGE 17	BIRTHPLACE	VOL. 118	
COUNTY Robertson		CITY <i>Heane</i>		
ENUMERATED WITH <i>Johnson Wilson</i>				
RELATIONSHIP TO ABOVE				
<input type="checkbox"/> SON	<input type="checkbox"/> NEPHEW	<input checked="" type="checkbox"/> STEPSON		
<input type="checkbox"/> DAUGHTER	<input type="checkbox"/> NIECE	<input type="checkbox"/> STEPDAUGHTER		
<input type="checkbox"/> BROTHER	<input type="checkbox"/> FATHER-IN-LAW	<input type="checkbox"/> COUSIN		
<input type="checkbox"/> SISTER	<input type="checkbox"/> MOTHER-IN-LAW	<input type="checkbox"/> HIRED MAN		
<input type="checkbox"/> FATHER	<input type="checkbox"/> SON-IN-LAW	<input type="checkbox"/> ROOMER		
<input type="checkbox"/> MOTHER	<input type="checkbox"/> DAUGHTER-IN-LAW	<input type="checkbox"/> SERVANT		
<input type="checkbox"/> GRANDSON	<input type="checkbox"/> BROTHER-IN-LAW	<input type="checkbox"/> OTHER (Specify)		
<input type="checkbox"/> GRANDDAUGHTER	<input type="checkbox"/> SISTER-IN-LAW			
<input type="checkbox"/> GRANDCHILD	<input type="checkbox"/> ORPHAN			

FORM 10-697
1910 CENSUS INDEX - INDIVIDUAL

U.S. DEPARTMENT OF COMMERCE
BUREAU OF THE CENSUS

TEXAS

W 300		NAME OF INDIVIDUAL White Max		E.D. 63	SHEET 140
COLOR W	AGE 40	BIRTHPLACE Ill		VOL. 81	
COUNTY Jasper			CITY		
ENUMERATED WITH Pollard John					
RELATIONSHIP TO ABOVE.					
<input type="checkbox"/> SON	<input type="checkbox"/> NEPHEW	<input type="checkbox"/> STEPSON			
<input type="checkbox"/> DAUGHTER	<input type="checkbox"/> NIECE	<input type="checkbox"/> STEPDAUGHTER			
<input type="checkbox"/> BROTHER	<input type="checkbox"/> FATHER-IN-LAW	<input type="checkbox"/> COUSIN			
<input type="checkbox"/> SISTER	<input type="checkbox"/> MOTHER-IN-LAW	<input checked="" type="checkbox"/> HIRED MAN			
<input type="checkbox"/> FATHER	<input type="checkbox"/> SON-IN-LAW	<input checked="" type="checkbox"/> ROOMER			
<input type="checkbox"/> MOTHER	<input checked="" type="checkbox"/> DAUGHTER-IN-LAW	<input type="checkbox"/> SERVANT			
<input type="checkbox"/> GRANDSON	<input type="checkbox"/> BROTHER-IN-LAW	<input type="checkbox"/> OTHER (Specify)			
<input type="checkbox"/> GRANDDAUGHTER	<input type="checkbox"/> SISTER-IN-LAW				
<input type="checkbox"/> GRANDCHILD	<input type="checkbox"/> ORPHAN				

FORM 10-637
1910 CENSUS INDEX - INDIVIDUAL

U.S. DEPARTMENT OF COMMERCE
BUREAU OF THE CENSUS

TEXAS

11300		HEAD OF FAMILY		E.O.	SHEET
W		Wilde, May		4	12
COLOR	AGE	BIRTHPLACE		VOL.	
W	25			3	
COUNTY	Austin		CITY		
OTHER MEMBERS OF FAMILY					
NAME		RELATIONSHIP	AGE	BIRTHPLACE	
Mamma		W	24		
Edwin		S	3		
Mamas		S	18 1/2		

FORM 10-636
1910 CENSUS INDEX - FAMILYU. S. DEPARTMENT OF COMMERCE
BUREAU OF THE CENSUS

TEXAS

W302	HEAD OF FAMILY		Wade W. W. S	E.D.	SHEET
COLOR	W	AGE	21	BIRTHPLACE	
COUNTY			CITY	Waco	
OTHER MEMBERS OF FAMILY					
	NAME	RELATIONSHIP	AGE	BIRTHPLACE	
1	Ella	W	28		
	W. W. S	D	5		
1	W. W. S	D	1 1/2		
	Ramsey E. S.	MC	53		

FORM 10 636
1910 CENSUS INDEX - FAMILY

U. S. DEPARTMENT OF COMMERCE
BUREAU OF THE CENSUS

TEXAS

W 300		NAME OF INDIVIDUAL <i>Wood, Mervine J</i>		E.D. <i>127</i>	SHEET <i>166</i>
COLOR <i>W</i>	AGE <i>77</i>	BIRTHPLACE <i>Ark.</i>		VOL. <i>117</i>	
COUNTY <i>Del. River</i>		CITY			
ENUMERATED WITH <i>Upchurch June A.</i>					
RELATIONSHIP TO ABOVE					
<input type="checkbox"/> SON	<input type="checkbox"/> NEPHEW	<input type="checkbox"/> STEPSON			
<input type="checkbox"/> DAUGHTER	<input type="checkbox"/> NIECE	<input type="checkbox"/> STEPDAUGHTER			
<input type="checkbox"/> BROTHER	<input type="checkbox"/> FATHER-IN-LAW	<input type="checkbox"/> COUSIN			
<input type="checkbox"/> SISTER	<input type="checkbox"/> MOTHER-IN-LAW	<input type="checkbox"/> HIRED MAN			
<input type="checkbox"/> FATHER	<input type="checkbox"/> SON-IN-LAW	<input type="checkbox"/> ROOMER			
<input type="checkbox"/> MOTHER	<input type="checkbox"/> DAUGHTER-IN-LAW	<input type="checkbox"/> SERVANT			
<input type="checkbox"/> GRANDSON	<input type="checkbox"/> BROTHER-IN-LAW	<input type="checkbox"/> OTHER (Specify) <i>A.</i>			
<input type="checkbox"/> GRANDDAUGHTER	<input type="checkbox"/> SISTER-IN-LAW				
<input type="checkbox"/> GRANDCHILD	<input type="checkbox"/> ORPHAN				

FORM 10 637

1910 CENSUS INDEX - INDIVIDUAL

U. S. DEPARTMENT OF COMMERCE
BUREAU OF THE CENSUS

TEXAS

111 300		NAME OF INDIVIDUAL		E.D.	SHEET
COLOR		AGE	BIRTHPLACE	168	104
B		20	Tex	VOL	134
COUNTY			CITY		
Waller					
ENUMERATED WITH					
Cale Bally					
RELATIONSHIP TO, ABOVE					
SUN	NEPHEW	STEPSON			
DAUGHTER	NIECE	STEPDAUGHTER			
BROTHER	FATHER-IN-LAW	COUSIN			
SISTER	MOTHER-IN-LAW	HIRED MAN			
FATHER	SON-IN-LAW	ROOMER			
MOTHER	DAUGHTER-IN-LAW	SERVANT			
GRANDSON	BROTHER-IN-LAW	OTHER (Specify)			
GRANDDAUGHTER	SISTER-IN-LAW				
GRANDFATHER	ORPHAN				

FORM BC 627 (REVISED)
 1-1-1911

1910 CENSUS INDEX - INDIVIDUAL

U.S. DEPARTMENT OF COMMERCE
 BUREAU OF THE CENSUS

TEXAS

14300		HEAD OF FAMILY		White Maudie		E.D.	SHEET
B		AGE	BIRTHPLACE		VOL.		
40				71			
COUNTY				CITY			
Harrison				Marshall			
OTHER MEMBERS OF FAMILY							
NAME		RELATIONSHIP	AGE	BIRTHPLACE			
1		5	21				
Rahmest Jennie		D	18				

FORM 10-636
1910 CENSUS INDEX - FAMILY

U. S. DEPARTMENT OF COMMERCE
BUREAU OF THE CENSUS

TEXAS

W300	NAME OF INDIVIDUAL Wade Maudie		E.D. 24	SHEET 23
COLOR W	AGE 5	BIRTHPLACE	VOL. 8	
COUNTY Bell		CITY		
ENUMERATED WITH - M ^c Cormick, Mattie				
RELATIONSHIP TO ABOVE				
<input type="checkbox"/> SON	<input type="checkbox"/> NEPHEW	<input type="checkbox"/> STEPSON		
<input type="checkbox"/> DAUGHTER	<input type="checkbox"/> NIECE	<input type="checkbox"/> STEPDAUGHTER		
<input type="checkbox"/> BROTHER	<input type="checkbox"/> FATHER-IN-LAW	<input type="checkbox"/> COUSIN		
<input type="checkbox"/> SISTER	<input type="checkbox"/> MOTHER-IN-LAW	<input type="checkbox"/> HIRED MAN		
<input type="checkbox"/> FATHER	<input type="checkbox"/> SON-IN-LAW	<input type="checkbox"/> ROOMER		
<input type="checkbox"/> MOTHER	<input type="checkbox"/> DAUGHTER-IN-LAW	<input type="checkbox"/> SERVANT		
<input type="checkbox"/> GRANDSON	<input type="checkbox"/> BROTHER-IN-LAW	<input type="checkbox"/> OTHER (Specify)		
<input checked="" type="checkbox"/> GRANDDAUGHTER	<input type="checkbox"/> SISTER-IN-LAW			
<input type="checkbox"/> GRANDCHILD	<input type="checkbox"/> ORPHAN			

FORM 10 537.

1910 CENSUS INDEX - INDIVIDUAL

U. S. DEPARTMENT OF COMMERCE
BUREAU OF THE CENSUS

TEXAS

W300		NAME OF INDIVIDUAL White Maude E.		E.D.	SHEET
COLOR W	AGE 19	BIRTHPLACE		12	9
COUNTY			CITY	VOL.	4
			Bandera		
ENUMERATED WITH					
Bounds Ludovico D.					4
RELATIONSHIP TO ABOVE					
<input type="checkbox"/> SON	<input type="checkbox"/> NEPHEW	<input type="checkbox"/> STEPSON			
<input checked="" type="checkbox"/> DAUGHTER	<input type="checkbox"/> NIECE	<input type="checkbox"/> STEPDAUGHTER			
<input type="checkbox"/> BROTHER	<input type="checkbox"/> FATHER-IN-LAW	<input type="checkbox"/> COUSIN			
<input type="checkbox"/> SISTER	<input type="checkbox"/> MOTHER-IN-LAW	<input type="checkbox"/> HIRED MAN			
<input type="checkbox"/> FATHER	<input type="checkbox"/> SON-IN-LAW	<input type="checkbox"/> ROOMER			
<input type="checkbox"/> MOTHER	<input type="checkbox"/> DAUGHTER-IN-LAW	<input type="checkbox"/> SERVANT			
<input type="checkbox"/> GRANDSON	<input type="checkbox"/> BROTHER-IN-LAW	<input type="checkbox"/> OTHER (Specify)			
<input type="checkbox"/> GRANDDAUGHTER	<input type="checkbox"/> SISTER-IN-LAW				
<input type="checkbox"/> GRANDCHILD	<input type="checkbox"/> ORPHAN				

FORM NO. 637
1910 CENSUS INDEX - INDIVIDUAL

U. S. DEPARTMENT OF COMMERCE
BUREAU OF THE CENSUS

TEXAS

W300	NAME OF INDIVIDUAL Wood, Maude		E.D. 101	SHEET 17
COLOR W	AGE 26	BIRTHPLACE	VOL. 128	
COUNTY Tarrant	CITY Fort Worth			
ENUMERATED WITH J. A. ... M. D.				
RELATIONSHIP TO ABOVE				
<input type="checkbox"/> SON	<input type="checkbox"/> NEPHEW	<input type="checkbox"/> STEPSON		
<input type="checkbox"/> DAUGHTER	<input type="checkbox"/> NIECE	<input type="checkbox"/> STEPDAUGHTER		
<input type="checkbox"/> BROTHER	<input type="checkbox"/> FATHER-IN-LAW	<input type="checkbox"/> COUSIN		
<input type="checkbox"/> SISTER	<input type="checkbox"/> MOTHER-IN-LAW	<input type="checkbox"/> HIRED MAN		
<input type="checkbox"/> FATHER	<input type="checkbox"/> SON-IN-LAW	<input checked="" type="checkbox"/> ROOMER		
<input type="checkbox"/> MOTHER	<input type="checkbox"/> DAUGHTER-IN-LAW	<input type="checkbox"/> SERVANT		
<input type="checkbox"/> GRANDSON	<input type="checkbox"/> BROTHER-IN-LAW	<input type="checkbox"/> OTHER (Specify)		
<input type="checkbox"/> GRANDDAUGHTER	<input type="checkbox"/> SISTER-IN-LAW			
<input type="checkbox"/> GRANDCHILD	<input type="checkbox"/> ORPHAN			

FORM 10-637

1910 CENSUS INDEX - INDIVIDUAL

U.S. DEPARTMENT OF COMMERCE
BUREAU OF THE CENSUS

TEXAS

W300	NAME OF INDIVIDUAL <i>Whitehead</i>		E.O. <i>128</i>	SHEET <i>236</i>
COLOR <i>W</i>	AGE <i>26</i>	BIRTHPLACE <i>Mo</i>	VOL. <i>89</i>	
COUNTY <i>Leon</i>		CITY		
ENUMERATED WITH <i>Roush, Alonzo</i>				
RELATIONSHIP TO ABOVE				
<input type="checkbox"/> SON	<input type="checkbox"/> NEPHEW	<input type="checkbox"/> STEPSON		
<input checked="" type="checkbox"/> DAUGHTER	<input type="checkbox"/> NIECE	<input type="checkbox"/> STEPDAUGHTER		
<input type="checkbox"/> BROTHER	<input type="checkbox"/> FATHER-IN-LAW	<input type="checkbox"/> COUSIN		
<input type="checkbox"/> SISTER	<input type="checkbox"/> MOTHER-IN-LAW	<input type="checkbox"/> HIRED MAN		
<input type="checkbox"/> FATHER	<input type="checkbox"/> SON-IN-LAW	<input type="checkbox"/> ROOMER		
<input type="checkbox"/> MOTHER	<input type="checkbox"/> DAUGHTER-IN-LAW	<input type="checkbox"/> SERVANT		
<input type="checkbox"/> GRANDSON	<input type="checkbox"/> BROTHER-IN-LAW	<input type="checkbox"/> OTHER (Specify)		
<input type="checkbox"/> GRANDDAUGHTER	<input type="checkbox"/> SISTER-IN-LAW	_____		
<input type="checkbox"/> GRANDCHILD	<input type="checkbox"/> ORPHAN	_____		

FORM 10 637
1910 CENSUS INDEX - INDIVIDUAL

U. S. DEPARTMENT OF COMMERCE
BUREAU OF THE CENSUS

TEXAS

W300	HEAD OF FAMILY White male		E.O. 4	SHEET 30
COLOR W	AGE 28	BIRTHPLACE Ky	VOL. 15	
COUNTY Boyle		CITY Tipton		
OTHER MEMBERS OF FAMILY				
NAME		RELATIONSHIP	AGE	BIRTHPLACE
23 lodger				
1 servant				

FORM 10-636
1910 CENSUS INDEX - FAMILY

U.S. DEPARTMENT OF COMMERCE
BUREAU OF THE CENSUS

TEXAS

W 300	NAME OF INDIVIDUAL <i>Wood, Maud</i>		E.D. <i>129</i>	SHEET <i>19</i>
COLOR <i>W</i>	AGE <i>21</i>	BIRTHPLACE	VOL. <i>83</i>	
COUNTY <i>Jeff Davis</i>		CITY		
ENUMERATED WITH <i>Thomas, Eula</i>				
RELATIONSHIP TO ABOVE				
<input type="checkbox"/> SON	<input type="checkbox"/> NEPHEW	<input type="checkbox"/> STEPSON		
<input type="checkbox"/> DAUGHTER	<input type="checkbox"/> NIECE	<input type="checkbox"/> STEPDAUGHTER		
<input type="checkbox"/> BROTHER	<input type="checkbox"/> FATHER-IN-LAW	<input type="checkbox"/> COUSIN		
<input type="checkbox"/> SISTER	<input type="checkbox"/> MOTHER-IN-LAW	<input type="checkbox"/> HIRED MAN		
<input type="checkbox"/> FATHER	<input type="checkbox"/> SON-IN-LAW	<input type="checkbox"/> ROOMER		
<input type="checkbox"/> MOTHER	<input type="checkbox"/> DAUGHTER-IN-LAW	<input type="checkbox"/> SERVANT		
<input type="checkbox"/> GRANDSON	<input type="checkbox"/> BROTHER-IN-LAW	<input checked="" type="checkbox"/> OTHER (Specify)		
<input type="checkbox"/> GRANDDAUGHTER	<input type="checkbox"/> SISTER-IN-LAW	<i>Pa</i>		
<input type="checkbox"/> GRANDCHILD	<input type="checkbox"/> ORPHAN			

FORM 10-637
1910 CENSUS INDEX - INDIVIDUAL

U. S. DEPARTMENT OF COMMERCE
BUREAU OF THE CENSUS

TEXAS

W300	NAME OF INDIVIDUAL <i>White, Maud</i>		E.D. <i>145</i>	SHEET <i>51</i>
COLOR <i>W</i>	AGE <i>25</i>	BIRTHPLACE <i>Ill</i>	VOL. <i>106</i>	
COUNTY <i>Montgomery</i>		CITY		
ENUMERATED WITH <i>Long, Mary A</i>				
RELATIONSHIP TO ABOVE				
<input type="checkbox"/> SON	<input type="checkbox"/> NEPHEW	<input type="checkbox"/> STEPSON		
<input checked="" type="checkbox"/> DAUGHTER	<input type="checkbox"/> NIECE	<input type="checkbox"/> STEPDAUGHTER		
<input type="checkbox"/> BROTHER	<input type="checkbox"/> FATHER-IN-LAW	<input type="checkbox"/> COUSIN		
<input type="checkbox"/> SISTER	<input type="checkbox"/> MOTHER-IN-LAW	<input type="checkbox"/> HIRED MAN		
<input type="checkbox"/> FATHER	<input type="checkbox"/> SON-IN-LAW	<input type="checkbox"/> ROOMER		
<input checked="" type="checkbox"/> MOTHER	<input type="checkbox"/> DAUGHTER-IN-LAW	<input type="checkbox"/> SERVANT		
<input type="checkbox"/> GRANDSON	<input type="checkbox"/> BROTHER-IN-LAW	<input type="checkbox"/> OTHER (Specify)		
<input type="checkbox"/> GRANDDAUGHTER	<input type="checkbox"/> SISTER-IN-LAW			
<input type="checkbox"/> GRANDCHILD	<input type="checkbox"/> ORPHAN			

FORM 10 637

1910 CENSUS INDEX - INDIVIDUAL

U. S. DEPARTMENT OF COMMERCE
BUREAU OF THE CENSUS

TEXAS

W 300		NAME OF INDIVIDUAL Whitehead		E.D. 59	SHEET 329
COLOR W	AGE 38	BIRTHPLACE Miss		VOL. 109	
COUNTY Milam			CITY		
ENUMERATED WITH Kerner Allen					
RELATIONSHIP TO ABOVE					
<input type="checkbox"/> SON	<input type="checkbox"/> NEPHEW	<input type="checkbox"/> STEPSON			
<input type="checkbox"/> DAUGHTER	<input type="checkbox"/> NIECE	<input type="checkbox"/> STEPDAUGHTER			
<input type="checkbox"/> BROTHER	<input type="checkbox"/> FATHER-IN-LAW	<input type="checkbox"/> COUSIN			
<input type="checkbox"/> SISTER	<input type="checkbox"/> MOTHER-IN-LAW	<input type="checkbox"/> HIRED MAN			
<input type="checkbox"/> FATHER	<input type="checkbox"/> SON-IN-LAW	<input type="checkbox"/> ROOMER			
<input type="checkbox"/> MOTHER	<input type="checkbox"/> DAUGHTER-IN-LAW	<input type="checkbox"/> SERVANT			
<input type="checkbox"/> GRANDSON	<input type="checkbox"/> BROTHER-IN-LAW	<input type="checkbox"/> OTHER (Specify)			
<input type="checkbox"/> GRANDDAUGHTER	<input type="checkbox"/> SISTER-IN-LAW				
<input type="checkbox"/> GRANDCHILD	<input type="checkbox"/> ORPHAN				

FORM 10.637

1910 CENSUS INDEX - INDIVIDUAL

U.S. DEPARTMENT OF COMMERCE
BUREAU OF THE CENSUS

TEXAS

W 300	NAME OF INDIVIDUAL Watt Maud		E. D. 57	SHEET 24
COLOR W	AGE 53	BIRTHPLACE	VOL. 56	
COUNTY Galveston		CITY		
ENUMERATED WITH Andrews John T-				
RELATIONSHIP TO ABOVE				
<input type="checkbox"/> SON	<input type="checkbox"/> NEPHEW	<input type="checkbox"/> STEPSON		
<input type="checkbox"/> DAUGHTER	<input type="checkbox"/> NIECE	<input type="checkbox"/> STEPDAUGHTER		
<input type="checkbox"/> BROTHER	<input type="checkbox"/> FATHER-IN-LAW	<input type="checkbox"/> COUSIN		
<input type="checkbox"/> SISTER	<input checked="" type="checkbox"/> MOTHER-IN-LAW	<input type="checkbox"/> HIRED MAN		
<input type="checkbox"/> FATHER	<input type="checkbox"/> SON-IN-LAW	<input type="checkbox"/> ROOMER		
<input type="checkbox"/> MOTHER	<input type="checkbox"/> DAUGHTER-IN-LAW	<input type="checkbox"/> SERVANT		
<input type="checkbox"/> GRANDSON	<input type="checkbox"/> BROTHER-IN-LAW	<input type="checkbox"/> OTHER (Specify)		
<input type="checkbox"/> GRANDDAUGHTER	<input type="checkbox"/> SISTER-IN-LAW			
<input type="checkbox"/> GRANDCHILD	<input type="checkbox"/> ORPHAN			

FORM 10-637

1910 CENSUS INDEX - INDIVIDUAL

U. S. DEPARTMENT OF COMMERCE
BUREAU OF THE CENSUS

TEXAS

10300		NAME OF INDIVIDUAL <i>W Kate Maud</i>		E.D. <i>109</i>	SHEET <i>439</i>
COLOR <i>W</i>	AGE <i>17</i>	BIRTHPLACE <i>Kent</i>		VOL. <i>72</i>	
COUNTY <i>Haskell</i>		CITY <i>Haskell</i>			
ENUMERATED WITH <i>Wilson H S</i>					
RELATIONSHIP TO ABOVE					
<input type="checkbox"/> SON	<input type="checkbox"/> NEPHEW	<input type="checkbox"/> STEPSON			
<input type="checkbox"/> DAUGHTER	<input type="checkbox"/> NIECE	<input type="checkbox"/> STEPDAUGHTER			
<input type="checkbox"/> BROTHER	<input type="checkbox"/> FATHER-IN-LAW	<input type="checkbox"/> COUSIN			
<input type="checkbox"/> SISTER	<input type="checkbox"/> MOTHER-IN-LAW	<input type="checkbox"/> HIRED MAN			
<input type="checkbox"/> FATHER	<input type="checkbox"/> SON-IN-LAW	<input type="checkbox"/> ROOMER			
<input type="checkbox"/> MOTHER	<input type="checkbox"/> DAUGHTER-IN-LAW	<input type="checkbox"/> SERVANT			
<input type="checkbox"/> GRANDSON	<input type="checkbox"/> BROTHER-IN-LAW	<input checked="" type="checkbox"/> OTHER (Specify)			
<input type="checkbox"/> GRANDDAUGHTER	<input type="checkbox"/> SISTER-IN-LAW	<i>H. S.</i>			
<input type="checkbox"/> GRANDCHILD	<input type="checkbox"/> ORPHAN				

FORM 10 637

1910 CENSUS INDEX - INDIVIDUAL

U. S. DEPARTMENT OF COMMERCE
BUREAU OF THE CENSUS

TEXAS

W.300	NAME OF INDIVIDUAL White, Maud		E.D. 50	SHEET 168
COLOR W	AGE 34	BIRTHPLACE Canada	VOL. 34	
COUNTY Dallas		CITY Dallas		
ENUMERATED WITH White, John C.				
RELATIONSHIP TO ABOVE				
<input type="checkbox"/> SON	<input type="checkbox"/> NEPHEW	<input type="checkbox"/> STEPSON		
<input type="checkbox"/> DAUGHTER	<input type="checkbox"/> NIECE	<input type="checkbox"/> STEPDAUGHTER		
<input type="checkbox"/> BROTHER	<input type="checkbox"/> FATHER-IN-LAW	<input type="checkbox"/> COUSIN		
<input type="checkbox"/> SISTER	<input type="checkbox"/> MOTHER-IN-LAW	<input type="checkbox"/> HIRED MAN		
<input type="checkbox"/> FATHER	<input type="checkbox"/> SON-IN-LAW	<input type="checkbox"/> ROOMER		
<input type="checkbox"/> MOTHER	<input checked="" type="checkbox"/> DAUGHTER-IN-LAW	<input type="checkbox"/> SERVANT		
<input type="checkbox"/> GRANDSON	<input type="checkbox"/> BROTHER-IN-LAW	<input type="checkbox"/> OTHER (Specify)		
<input type="checkbox"/> GRANDDAUGHTER	<input type="checkbox"/> SISTER-IN-LAW			
<input type="checkbox"/> GRANDCHILD	<input type="checkbox"/> ORPHAN			

FORM 10-637
1910 CENSUS INDEX - INDIVIDUAL

U. S. DEPARTMENT OF COMMERCE
BUREAU OF THE CENSUS

TEXAS

W300	NAME OF INDIVIDUAL <i>Wade, Maud</i>		E.D. <i>31</i>	SHEET <i>13</i>
COLOR <i>B</i>	AGE <i>75</i>	BIRTHPLACE	VOL. <i>11</i>	
COUNTY <i>Bexar</i>		CITY <i>San Antonio</i>		
ENUMERATED WITH <i>Jones, Tom</i>				
RELATIONSHIP TO ABOVE				
<input type="checkbox"/> SON	<input type="checkbox"/> NEPHEW	<input type="checkbox"/> STEPSON		
<input type="checkbox"/> DAUGHTER	<input checked="" type="checkbox"/> NIECE	<input type="checkbox"/> STEPDAUGHTER		
<input type="checkbox"/> BROTHER	<input type="checkbox"/> FATHER-IN-LAW	<input type="checkbox"/> COUSIN		
<input type="checkbox"/> SISTER	<input type="checkbox"/> MOTHER-IN-LAW	<input type="checkbox"/> HIRED MAN		
<input type="checkbox"/> FATHER	<input type="checkbox"/> SON-IN-LAW	<input type="checkbox"/> ROOMER		
<input type="checkbox"/> MOTHER	<input type="checkbox"/> DAUGHTER-IN-LAW	<input type="checkbox"/> SERVANT		
<input type="checkbox"/> GRANDSON	<input type="checkbox"/> BROTHER-IN-LAW	<input type="checkbox"/> OTHER (<i>Specify</i>)		
<input type="checkbox"/> GRANDDAUGHTER	<input type="checkbox"/> SISTER-IN-LAW			
<input type="checkbox"/> GRANDCHILD	<input type="checkbox"/> ORPHAN			

FORM 10-637
1910 CENSUS INDEX - INDIVIDUAL

U.S. DEPARTMENT OF COMMERCE
BUREAU OF THE CENSUS

TEXAS

W-300	NAME OF INDIVIDUAL Wade, Maud		E.D. 29	SHEET 243
COLOR Neg.	AGE 15	BIRTHPLACE	VOL. 11	
COUNTY Bexar		CITY San Antonio		
ENUMERATED WITH Lyons, Bufort				
RELATIONSHIP TO ABOVE				
<input type="checkbox"/> SON	<input type="checkbox"/> NEPHEW	<input type="checkbox"/> STEPSON		
<input type="checkbox"/> DAUGHTER	<input checked="" type="checkbox"/> NIECE	<input type="checkbox"/> STEPDAUGHTER		
<input type="checkbox"/> BROTHER	<input type="checkbox"/> FATHER-IN-LAW	<input type="checkbox"/> COUSIN		
<input type="checkbox"/> SISTER	<input type="checkbox"/> MOTHER-IN-LAW	<input type="checkbox"/> HIRED MAN		
<input type="checkbox"/> FATHER	<input type="checkbox"/> SON-IN-LAW	<input type="checkbox"/> ROOMER		
<input type="checkbox"/> MOTHER	<input type="checkbox"/> DAUGHTER-IN-LAW	<input type="checkbox"/> SERVANT		
<input type="checkbox"/> GRANDSON	<input type="checkbox"/> BROTHER-IN-LAW	<input type="checkbox"/> OTHER (Specify) _____		
<input type="checkbox"/> GRANDDAUGHTER	<input type="checkbox"/> SISTER-IN-LAW			
<input type="checkbox"/> GRANDCHILD	<input type="checkbox"/> ORPHAN			

FORM 10 637
1910 CENSUS INDEX - INDIVIDUAL

U.S. DEPARTMENT OF COMMERCE
BUREAU OF THE CENSUS

TEXAS

W300	HEAD OF FAMILY White Mattie J.		E.D. 978	SHEET
COLOR W.	AGE 64	BIRTHPLACE Ala.	VOL. 37.	
COUNTY - Dallas		CITY Lancaster		
OTHER MEMBERS OF FAMILY				
	NAME	RELATIONSHIP	AGE	BIRTHPLACE
/	Lester	S	25	
/	Stella	D	20	
/	Laura M.	D. J.	22	
/	Lillian M.	S. D.	10 1/2	

FORM 10-636
1910 CENSUS INDEX - FAMILY

U.S. DEPARTMENT OF COMMERCE
BUREAU OF THE CENSUS

TEXAS

W300		NAME OF INDIVIDUAL		E.D.	SHEET
White		Mattie M		92	315
COLOR	AGE	BIRTHPLACE		VOL.	
W	18	Ky		97	✓
COUNTY		CITY			
McLennan		Waco			
ENUMERATED WITH					
Katie Johnson W					
RELATIONSHIP TO ABOVE					
<input type="checkbox"/> SON	<input type="checkbox"/> NEPHEW	<input type="checkbox"/> STEPSON			
<input type="checkbox"/> DAUGHTER	<input type="checkbox"/> NIECE	<input type="checkbox"/> STEPDAUGHTER			
<input type="checkbox"/> BROTHER	<input type="checkbox"/> FATHER-IN-LAW	<input type="checkbox"/> COUSIN			
<input type="checkbox"/> SISTER	<input checked="" type="checkbox"/> MOTHER-IN-LAW	<input type="checkbox"/> HIRED MAN			
<input type="checkbox"/> FATHER	<input type="checkbox"/> SON-IN-LAW	<input type="checkbox"/> ROOMER			
<input type="checkbox"/> MOTHER	<input type="checkbox"/> DAUGHTER-IN-LAW	<input type="checkbox"/> SERVANT			
<input type="checkbox"/> GRANDSON	<input type="checkbox"/> BROTHER-IN-LAW	<input type="checkbox"/> OTHER (Specify)			
<input type="checkbox"/> GRANDDAUGHTER	<input type="checkbox"/> SISTER-IN-LAW				
<input type="checkbox"/> GRANDCHILD	<input type="checkbox"/> ORPHAN				

FORM 10 637

1910 CENSUS INDEX - INDIVIDUAL

U.S. DEPARTMENT OF COMMERCE
BUREAU OF THE CENSUS

TEXAS

W300	NAME OF INDIVIDUAL W. Lute, Mattie J		E.O. 146	SHEET 56
COLOR W.	AGE 28	BIRTHPLACE KOH	VOL 88	
COUNTY		CITY		
ENUMERATED WITH Marron, John H				
RELATIONSHIP TO ABOVE				
<input type="checkbox"/> SON	<input type="checkbox"/> NEPHEW	<input type="checkbox"/> STEPSON		
<input type="checkbox"/> DAUGHTER	<input type="checkbox"/> NIECE	<input type="checkbox"/> STEPDAUGHTER		
<input type="checkbox"/> BROTHER	<input type="checkbox"/> FATHER-IN-LAW	<input checked="" type="checkbox"/> COUSIN		
<input type="checkbox"/> SISTER	<input type="checkbox"/> MOTHER-IN-LAW	<input type="checkbox"/> HIRED MAN		
<input type="checkbox"/> FATHER	<input type="checkbox"/> SON-IN-LAW	<input type="checkbox"/> ROOMER		
<input type="checkbox"/> MOTHER	<input type="checkbox"/> DAUGHTER-IN-LAW	<input type="checkbox"/> SERVANT		
<input type="checkbox"/> GRANDSON	<input type="checkbox"/> BROTHER-IN-LAW	<input type="checkbox"/> OTHER (Specify)		
<input type="checkbox"/> GRANDDAUGHTER	<input type="checkbox"/> SISTER-IN-LAW			
<input type="checkbox"/> GRANDCHILD	<input type="checkbox"/> ORPHAN			

FORM 10-637
1910 CENSUS INDEX - INDIVIDUALU. S. DEPARTMENT OF COMMERCE
BUREAU OF THE CENSUS

TEXAS

20300		NAME OF INDIVIDUAL <i>Witt Mattie E.</i>		E.D. <i>71</i>	SHEET <i>167</i>
COLOR <i>W</i>	AGE <i>13</i>	BIRTHPLACE		VOL. <i>115</i>	
COUNTY <i>Parker</i>			CITY		
ENUMERATED WITH <i>Witt Mrs. Martha J.</i>					
RELATIONSHIP TO ABOVE					
<input type="checkbox"/> SON	<input type="checkbox"/> NEPHEW	<input type="checkbox"/> STEPSON			
<input type="checkbox"/> DAUGHTER	<input type="checkbox"/> NIECE	<input type="checkbox"/> STEPDAUGHTER			
<input type="checkbox"/> BROTHER	<input type="checkbox"/> FATHER-IN-LAW	<input type="checkbox"/> COUSIN			
<input type="checkbox"/> SISTER	<input type="checkbox"/> MOTHER-IN-LAW	<input type="checkbox"/> HIRED MAN			
<input type="checkbox"/> FATHER	<input type="checkbox"/> SON-IN-LAW	<input type="checkbox"/> ROOMER			
<input type="checkbox"/> MOTHER	<input type="checkbox"/> DAUGHTER-IN-LAW	<input type="checkbox"/> SERVANT			
<input type="checkbox"/> GRANDSON	<input type="checkbox"/> BROTHER-IN-LAW	<input type="checkbox"/> OTHER (Specify)			
<input checked="" type="checkbox"/> GRANDDAUGHTER	<input type="checkbox"/> SISTER-IN-LAW				
<input type="checkbox"/> GRANDCHILD	<input type="checkbox"/> ORPHAN				

FORM 10-637
1910 CENSUS INDEX - INDIVIDUAL

U. S. DEPARTMENT OF COMMERCE
BUREAU OF THE CENSUS

TEXAS

143	HEAD OF FAMILY		WOOD MATTHE E (Mrs)	E.D.	SHEET
COLOR	AGE	BIRTHPLACE		169	369
	51	Fla		VOL.	134
COUNTY			Waller	CITY	
OTHER MEMBERS OF FAMILY					
	NAME	RELATIONSHIP	AGE	BIRTHPLACE	
/	William S	S	24		
/	Joseph S	S	22		
-	Bonnie	D	20		
/	Meryl	D	17		
/	Clara	D	15		
-	Lola	D	13		
-	Lola				

FORM 10 636

1910 CENSUS INDEX - FAMILY

U. S. DEPARTMENT OF COMMERCE
BUREAU OF THE CENSUS

TEXAS

W 300	NAME OF INDIVIDUAL <i>White, Mattie</i>		E.D. <i>90</i>	SHEET <i>309</i>
COLOR <i>W</i>	AGE <i>52</i>	BIRTHPLACE	VOL. <i>84</i>	
COUNTY <i>Jefferson</i>	CITY			
ENUMERATED WITH <i>White, Hubbard</i>				
RELATIONSHIP TO ABOVE				
<input type="checkbox"/> SON	<input type="checkbox"/> NEPHEW	<input type="checkbox"/> STEPSON		
<input type="checkbox"/> DAUGHTER	<input type="checkbox"/> NIECE	<input type="checkbox"/> STEPDAUGHTER		
<input type="checkbox"/> BROTHER	<input type="checkbox"/> FATHER-IN-LAW	<input type="checkbox"/> COUSIN		
<input type="checkbox"/> SISTER	<input type="checkbox"/> MOTHER-IN-LAW	<input type="checkbox"/> HIRED MAN		
<input type="checkbox"/> FATHER	<input type="checkbox"/> SON-IN-LAW	<input type="checkbox"/> ROOMER		
<input checked="" type="checkbox"/> MOTHER	<input type="checkbox"/> DAUGHTER-IN-LAW	<input type="checkbox"/> SERVANT		
<input type="checkbox"/> GRANDSON	<input type="checkbox"/> BROTHER-IN-LAW	<input type="checkbox"/> OTHER (Specify)		
<input type="checkbox"/> GRANDDAUGHTER	<input type="checkbox"/> SISTER-IN-LAW			
<input type="checkbox"/> GRANDCHILD	<input type="checkbox"/> ORPHAN			

FORM 10-637
1910 CENSUS INDEX - INDIVIDUAL

U.S. DEPARTMENT OF COMMERCE
BUREAU OF THE CENSUS

TEXAS

W 300	NAME OF INDIVIDUAL <i>Myatt Mattie</i>		E.D. 116	SHEET 148
COLOR <i>W</i>	AGE 18	BIRTHPLACE	VOL. 79	
COUNTY <i>Hunt</i>		CITY <i>Greenwell</i>		
ENUMERATED WITH <i>Freeman William</i>				
RELATIONSHIP TO ABOVE				
<input type="checkbox"/> SON	<input type="checkbox"/> NEPHEW	<input type="checkbox"/> STEPSON		
<input type="checkbox"/> DAUGHTER	<input type="checkbox"/> NIECE	<input type="checkbox"/> STEPDAUGHTER		
<input type="checkbox"/> BROTHER	<input type="checkbox"/> FATHER-IN-LAW	<input type="checkbox"/> COUSIN		
<input type="checkbox"/> SISTER	<input type="checkbox"/> MOTHER-IN-LAW	<input type="checkbox"/> HIRED MAN		
<input type="checkbox"/> FATHER	<input type="checkbox"/> SON-IN-LAW	<input type="checkbox"/> ROOMER		
<input type="checkbox"/> MOTHER	<input type="checkbox"/> DAUGHTER-IN-LAW	<input type="checkbox"/> SERVANT		
<input type="checkbox"/> GRANDSON	<input type="checkbox"/> BROTHER-IN-LAW	<input type="checkbox"/> OTHER (Specify)		
<input type="checkbox"/> GRANDDAUGHTER	<input checked="" type="checkbox"/> SISTER-IN-LAW			
<input type="checkbox"/> GRANDCHILD	<input type="checkbox"/> ORPHAN			

FORM 10-637

1910 CENSUS INDEX - INDIVIDUAL

U. S. DEPARTMENT OF COMMERCE
BUREAU OF THE CENSUS

TEXAS

W300	NAME OF INDIVIDUAL Wood, Mattie		ED 1942	SHEET 66
COLOR W	AGE 103	BIRTHPLACE Tenn	VOL 81	
COUNTY Jackson	CITY Jackson			
ENUMERATED WITH Wood, Campbell				
RELATIONSHIP TO ABOVE				
<input type="checkbox"/> SON	<input type="checkbox"/> NEPHEW	<input type="checkbox"/> STEPSON		
<input type="checkbox"/> DAUGHTER	<input type="checkbox"/> NIECE	<input type="checkbox"/> STEPDAUGHTER		
<input type="checkbox"/> BROTHER	<input type="checkbox"/> FATHER-IN-LAW	<input type="checkbox"/> COUSIN		
<input type="checkbox"/> SISTER	<input type="checkbox"/> MOTHER-IN-LAW	<input type="checkbox"/> HIRED MAN		
<input type="checkbox"/> FATHER	<input type="checkbox"/> SON-IN-LAW	<input type="checkbox"/> ROOMER		
<input type="checkbox"/> MOTHER	<input type="checkbox"/> DAUGHTER-IN-LAW	<input type="checkbox"/> SERVANT		
<input type="checkbox"/> GRANDSON	<input type="checkbox"/> BROTHER-IN-LAW	<input type="checkbox"/> OTHER (Specify)		
<input type="checkbox"/> GRANDDAUGHTER	<input type="checkbox"/> SISTER-IN-LAW			
<input type="checkbox"/> GRANDCHILD	<input type="checkbox"/> ORPHAN			

FORM 10-637
1910 CENSUS INDEX - INDIVIDUAL

U. S. DEPARTMENT OF COMMERCE
BUREAU OF THE CENSUS

TEXAS

U 303	HEAD OF FAMILY <i>W. Galt, Mattie</i>		E.D. 43	SHEET 301
COLOR <i>W</i>	AGE 33	BIRTHPLACE		VOL. 121
COUNTY	Rusk		CITY	
OTHER MEMBERS OF FAMILY				
	NAME	RELATION- SHIP	AGE	BIRTHPLACE
	<i>Utha</i>	<i>D.</i>	13	
	<i>Alma</i>	<i>D.</i>	7	
	<i>Bessie</i>	<i>D.</i>	4	

FORM 10-636
1910 CENSUS INDEX - FAMILY

U.S. DEPARTMENT OF COMMERCE
BUREAU OF THE CENSUS

TEXAS

W 300		NAME OF INDIVIDUAL <i>White, Mattie</i>		E.D.	SHEET
COLOR <i>Mu</i>	AGE <i>13</i>	BIRTHPLACE		<i>135</i>	<i>52</i>
COUNTY		CITY		VOL.	
		<i>Sabine</i>		<i>119</i>	
ENUMERATED WITH <i>Saunders, Henry</i>					
RELATIONSHIP TO ABOVE					
<input type="checkbox"/> SON	<input type="checkbox"/> NEPHEW	<input type="checkbox"/> STEPSON			
<input type="checkbox"/> DAUGHTER	<input checked="" type="checkbox"/> NIECE	<input type="checkbox"/> STEPDAUGHTER			
<input type="checkbox"/> BROTHER	<input type="checkbox"/> FATHER-IN-LAW	<input type="checkbox"/> COUSIN			
<input type="checkbox"/> SISTER	<input type="checkbox"/> MOTHER-IN-LAW	<input type="checkbox"/> HIRED MAN			
<input type="checkbox"/> FATHER	<input type="checkbox"/> SON-IN-LAW	<input type="checkbox"/> ROOMER			
<input type="checkbox"/> MOTHER	<input type="checkbox"/> DAUGHTER-IN-LAW	<input type="checkbox"/> SERVANT			
<input type="checkbox"/> GRANDSON	<input type="checkbox"/> BROTHER-IN-LAW	<input type="checkbox"/> OTHER (Specify)			
<input type="checkbox"/> GRANDDAUGHTER	<input type="checkbox"/> SISTER-IN-LAW				
<input type="checkbox"/> GRANDCHILD	<input type="checkbox"/> ORPHAN				

FORM 10-637
1910 CENSUS INDEX - INDIVIDUAL

U.S. DEPARTMENT OF COMMERCE
BUREAU OF THE CENSUS

WOOD		HEAD OF FAMILY		TEXAS	
COLOR	B	AGE	46	Mattie Mrs	
COUNTY	Wood	BIRTHPLACE	Ala	E.D.	130
				SHEET	88
				VOL.	149
OTHER MEMBERS OF FAMILY					
NAME		RELATIONSHIP	AGE	BIRTHPLACE	
Ludger		S	17	Ala	
Ludger		D	16		
Mattie		S	15		
Myrtle		S	12		

TEXAS

W 300	HEAD OF FAMILY Wood Mathis		E.O. 49	SHEET 79
COLOR D	AGE 40	BIRTHPLACE		VOL. 49
COUNTY	Falls		CITY	
OTHER MEMBERS OF FAMILY				
NAME		RELATIONSHIP	AGE	BIRTHPLACE
Lucy		S	16	
Dave		S	15	
Stacy		S	11	

FORM 10-836

1910 CENSUS INDEX - FAMILY

U.S. DEPARTMENT OF COMMERCE
BUREAU OF THE CENSUS

TEXAS

W 300	NAME OF INDIVIDUAL White		E.D. 134		SHEET 322	
COLOR W	AGE 20	BIRTHPLACE Mattie		VOL. 86		
COUNTY Jones			CITY			
ENUMERATED WITH White						
RELATIONSHIP TO ABOVE John T.						
<input type="checkbox"/> SON	<input type="checkbox"/> NEPHEW	<input type="checkbox"/> STEPSON				
<input type="checkbox"/> DAUGHTER	<input type="checkbox"/> NIECE	<input type="checkbox"/> STEPDAUGHTER				
<input type="checkbox"/> BROTHER	<input type="checkbox"/> FATHER-IN-LAW	<input type="checkbox"/> COUSIN				
<input type="checkbox"/> SISTER	<input type="checkbox"/> MOTHER-IN-LAW	<input type="checkbox"/> UNCLE				
<input type="checkbox"/> FATHER	<input type="checkbox"/> SON-IN-LAW	<input type="checkbox"/> ROOMER				
<input type="checkbox"/> MOTHER	<input checked="" type="checkbox"/> DAUGHTER-IN-LAW	<input type="checkbox"/> SERVANT				
<input type="checkbox"/> GRANDSON	<input type="checkbox"/> BROTHER-IN-LAW	<input type="checkbox"/> OTHER (Specify)				
<input type="checkbox"/> GRANDDAUGHTER	<input type="checkbox"/> SISTER-IN-LAW					
<input type="checkbox"/> GRANDCHILD	<input type="checkbox"/> ORPHAN					

FORM 10 637

1910 CENSUS INDEX - INDIVIDUAL

U.S. DEPARTMENT OF COMMERCE
BUREAU OF THE CENSUS

TEXAS

W300		NAME OF INDIVIDUAL <i>White, Mattie</i>		E.D. 82	SHEET 316
COLOR <i>Mex</i>	AGE 39	BIRTHPLACE		VOL. 59	
COUNTY Gonzales		CITY Gonzales			
ENUMERATED WITH <i>Brown, Emma</i>					
RELATIONSHIP TO ABOVE					
<input type="checkbox"/> SON	<input type="checkbox"/> NEPHEW	<input type="checkbox"/> STEPSON			
<input type="checkbox"/> DAUGHTER	<input checked="" type="checkbox"/> NIECE	<input type="checkbox"/> STEPDAUGHTER			
<input type="checkbox"/> BROTHER	<input type="checkbox"/> FATHER-IN-LAW	<input type="checkbox"/> COUSIN			
<input type="checkbox"/> SISTER	<input type="checkbox"/> MOTHER-IN-LAW	<input type="checkbox"/> HIRED MAN			
<input type="checkbox"/> FATHER	<input type="checkbox"/> SON-IN-LAW	<input type="checkbox"/> ROOMER			
<input type="checkbox"/> MOTHER	<input type="checkbox"/> DAUGHTER-IN-LAW	<input type="checkbox"/> SERVANT			
<input type="checkbox"/> GRANDSON	<input type="checkbox"/> BROTHER-IN-LAW	<input type="checkbox"/> OTHER (Specify)			
<input type="checkbox"/> GRANDDAUGHTER	<input type="checkbox"/> SISTER-IN-LAW				
<input type="checkbox"/> GRANDCHILD	<input type="checkbox"/> ORPHAN				

FORM 10-637
1910 CENSUS INDEX - INDIVIDUAL

U. S. DEPARTMENT OF COMMERCE
BUREAU OF THE CENSUS

TEXAS

W 300		NAME OF INDIVIDUAL <i>White, Mattie</i>		E.O. 25	SHEET 70
COLOR <i>B</i>	AGE 9	BIRTHPLACE		VOL. 53	
COUNTY <i>Fort Bend</i>		CITY			
ENUMERATED WITH <i>Lewis, M. Felmore</i>					
RELATIONSHIP TO ABOVE					
<input type="checkbox"/> SON	<input type="checkbox"/> NEPHEW	<input type="checkbox"/> STEPSON			
<input type="checkbox"/> DAUGHTER	<input type="checkbox"/> NIECE	<input type="checkbox"/> STEPDAUGHTER			
<input type="checkbox"/> BROTHER	<input type="checkbox"/> FATHER-IN-LAW	<input type="checkbox"/> COUSIN			
<input type="checkbox"/> SISTER	<input type="checkbox"/> MOTHER-IN-LAW	<input type="checkbox"/> HIRED MAN			
<input type="checkbox"/> FATHER	<input type="checkbox"/> SON-IN-LAW	<input type="checkbox"/> ROOMER			
<input type="checkbox"/> MOTHER	<input type="checkbox"/> DAUGHTER-IN-LAW	<input type="checkbox"/> SERVANT			
<input type="checkbox"/> GRANDSON	<input type="checkbox"/> BROTHER-IN-LAW	<input type="checkbox"/> OTHER (Specify)			
<input checked="" type="checkbox"/> GRANDDAUGHTER	<input type="checkbox"/> SISTER-IN-LAW				
<input type="checkbox"/> GRANDCHILD	<input type="checkbox"/> ORPHAN				

FORM 10-637

1910 CENSUS INDEX - INDIVIDUAL

U. S. DEPARTMENT OF COMMERCE
BUREAU OF THE CENSUS

TEXAS

W300	NAME OF INDIVIDUAL <i>White mother</i>		E.D. 63	SHEET 55
COLOR W	AGE 4	BIRTHPLACE	VOL. 64	
COUNTY	Hamilton		CITY	
ENUMERATED WITH <i>McQuinn Alec</i>				
RELATIONSHIP TO ABOVE				
<input type="checkbox"/> SON	<input type="checkbox"/> NEPHEW	<input type="checkbox"/> STEPSON		
<input type="checkbox"/> DAUGHTER	<input type="checkbox"/> NIECE	<input checked="" type="checkbox"/> STEPDAUGHTER		
<input type="checkbox"/> BROTHER	<input type="checkbox"/> FATHER-IN-LAW	<input type="checkbox"/> COUSIN		
<input type="checkbox"/> SISTER	<input type="checkbox"/> MOTHER-IN-LAW	<input type="checkbox"/> HIRED MAN		
<input type="checkbox"/> FATHER	<input type="checkbox"/> SON-IN-LAW	<input type="checkbox"/> ROOMER		
<input type="checkbox"/> MOTHER	<input type="checkbox"/> DAUGHTER-IN-LAW	<input type="checkbox"/> SERVANT		
<input type="checkbox"/> GRANDSON	<input type="checkbox"/> BROTHER-IN-LAW	<input type="checkbox"/> OTHER (<i>Specify</i>)		
<input type="checkbox"/> GRANDDAUGHTER	<input type="checkbox"/> SISTER-IN-LAW			
<input type="checkbox"/> GRANDCHILD	<input type="checkbox"/> ORPHAN			

FORM 10-637
1910 CENSUS INDEX - INDIVIDUAL

U.S. DEPARTMENT OF COMMERCE
BUREAU OF THE CENSUS

W 300		NAME OF INDIVIDUAL		TEXAS	
COLOR	61	AGE	67	BIRTHPLACE	Wood Mottie Ky
COUNTY	Grayson			CITY	
ENUMERATED WITH		Reid Chester			
RELATIONSHIP TO ABOVE					
<input type="checkbox"/> SON	<input type="checkbox"/> NEPHEW	<input type="checkbox"/> STEPSON			
<input type="checkbox"/> DAUGHTER	<input type="checkbox"/> NIECE	<input type="checkbox"/> STEPDAUGHTER			
<input type="checkbox"/> BROTHER	<input type="checkbox"/> FATHER-IN-LAW	<input type="checkbox"/> COUSIN			
<input type="checkbox"/> SISTER	<input type="checkbox"/> MOTHER-IN-LAW	<input type="checkbox"/> HIRED MAN			
<input type="checkbox"/> FATHER	<input type="checkbox"/> SON-IN-LAW	<input type="checkbox"/> ROOMER			
<input checked="" type="checkbox"/> MOTHER	<input type="checkbox"/> DAUGHTER-IN-LAW	<input type="checkbox"/> SERVANT			
<input type="checkbox"/> GRANDSON	<input type="checkbox"/> BROTHER-IN-LAW	<input type="checkbox"/> OTHER (Specify)			
<input type="checkbox"/> GRANDDAUGHTER	<input type="checkbox"/> SISTER-IN-LAW				
<input type="checkbox"/> GRANDCHILD	<input type="checkbox"/> ORPHAN				

FORM 10-637

1910 CENSUS INDEX - INDIVIDUAL

U.S. DEPARTMENT OF COMMERCE
BUREAU OF THE CENSUS

10300		NAME OF INDIVIDUAL		47	TEXAS
COLOR	AGE	BIRTHPLACE	E.D.	SHEET	
W	42		107	7	
COUNTY	CITY		VOL.		
	Cooke		31		
ENUMERATED WITH					
Weston, Eula					
RELATIONSHIP TO ABOVE					
<input type="checkbox"/> SON	<input type="checkbox"/> NEPHEW	<input type="checkbox"/> STEPSON			
<input type="checkbox"/> DAUGHTER	<input type="checkbox"/> NIECE	<input type="checkbox"/> STEPDAUGHTER			
<input type="checkbox"/> BROTHER	<input type="checkbox"/> FATHER-IN-LAW	<input type="checkbox"/> COUSIN			
<input type="checkbox"/> SISTER	<input type="checkbox"/> MOTHER-IN-LAW	<input type="checkbox"/> HIRED MAN			
<input type="checkbox"/> FATHER	<input type="checkbox"/> SON-IN-LAW	<input type="checkbox"/> ROOMER			
<input type="checkbox"/> MOTHER	<input type="checkbox"/> DAUGHTER-IN-LAW	<input type="checkbox"/> SERVANT			
<input type="checkbox"/> GRANDSON	<input type="checkbox"/> BROTHER-IN-LAW	<input type="checkbox"/> OTHER (Specify)			
<input type="checkbox"/> GRANDDAUGHTER	<input type="checkbox"/> SISTER-IN-LAW				
<input type="checkbox"/> GRANDCHILD	<input type="checkbox"/> ORPHAN				
Bo					

FORM 10-637
 1910 CENSUS INDEX - INDIVIDUAL

U. S. DEPARTMENT OF COMMERCE
 BUREAU OF THE CENSUS

TEXAS

6300		NAME OF INDIVIDUAL		E.D.	SHEET
COLOR	AGE	BIRTHPLACE		85	62
W	27	White, Walter		VOL.	68
COUNTY			CITY		
Harris			Houston		
ENUMERATED WITH					
Sellers, W H					
RELATIONSHIP TO ABOVE					
<input type="checkbox"/> SON	<input type="checkbox"/> NEPHEW	<input type="checkbox"/> STEPSON			
<input type="checkbox"/> DAUGHTER	<input type="checkbox"/> NIECE	<input type="checkbox"/> STEPDAUGHTER			
<input type="checkbox"/> BROTHER	<input type="checkbox"/> FATHER-IN-LAW	<input type="checkbox"/> COUSIN			
<input type="checkbox"/> SISTER	<input type="checkbox"/> MOTHER-IN-LAW	<input type="checkbox"/> HIRED MAN			
<input type="checkbox"/> FATHER	<input type="checkbox"/> SON-IN-LAW	<input checked="" type="checkbox"/> ROOMER			
<input type="checkbox"/> MOTHER	<input type="checkbox"/> DAUGHTER-IN-LAW	<input type="checkbox"/> SERVANT			
<input type="checkbox"/> GRANDSON	<input type="checkbox"/> BROTHER-IN-LAW	<input type="checkbox"/> OTHER (Specify)			
<input type="checkbox"/> GRANDDAUGHTER	<input type="checkbox"/> SISTER-IN-LAW				
<input type="checkbox"/> GRANDCHILD	<input type="checkbox"/> ORPHAN				

FORM 10-637
1910 CENSUS INDEX - INDIVIDUAL

U. S. DEPARTMENT OF COMMERCE
BUREAU OF THE CENSUS

TEXAS

10300		NAME OF INDIVIDUAL <i>White Mattie</i>		E.D.	SHEET
COLOR <i>mu</i>	AGE <i>18</i>	BIRTHPLACE		<i>82</i>	<i>240</i>
COUNTY <i>Harris</i>		CITY		<i>66</i>	<i>Houston</i>
ENUMERATED WITH <i>Reverend Baptist</i>					
RELATIONSHIP TO ABOVE					
<input type="checkbox"/> SON	<input type="checkbox"/> NEPHEW	<input type="checkbox"/> STEPSON			
<input type="checkbox"/> DAUGHTER	<input type="checkbox"/> NIECE	<input checked="" type="checkbox"/> STEPDAUGHTER			
<input type="checkbox"/> BROTHER	<input type="checkbox"/> FATHER-IN-LAW	<input type="checkbox"/> COUSIN			
<input type="checkbox"/> SISTER	<input type="checkbox"/> MOTHER-IN-LAW	<input type="checkbox"/> HIRED MAN			
<input type="checkbox"/> FATHER	<input type="checkbox"/> SON-IN-LAW	<input type="checkbox"/> ROOMER			
<input type="checkbox"/> MOTHER	<input type="checkbox"/> DAUGHTER-IN-LAW	<input type="checkbox"/> SERVANT			
<input type="checkbox"/> GRANDSON	<input type="checkbox"/> BROTHER-IN-LAW	<input type="checkbox"/> OTHER (Specify)			
<input type="checkbox"/> GRANDDAUGHTER	<input type="checkbox"/> SISTER-IN-LAW				
<input type="checkbox"/> GRANDCHILD	<input type="checkbox"/> ORPHAN				

FORM 10 637
1910 CENSUS INDEX - INDIVIDUAL

U S DEPARTMENT OF COMMERCE
BUREAU OF THE CENSUS

TEXAS

W 300		NAME OF INDIVIDUAL		E.D.	SHEET
COLOR		AGE	BIRTHPLACE	85	2
B		60		VOL.	68
COUNTY			CITY		
Harris			Houston		
ENUMERATED WITH					
Oliver, Rose					
RELATIONSHIP TO ABOVE					
<input type="checkbox"/> SON	<input type="checkbox"/> NEPHEW	<input type="checkbox"/> STEPSON			
<input type="checkbox"/> DAUGHTER	<input type="checkbox"/> NIECE	<input type="checkbox"/> STEPDAUGHTER			
<input type="checkbox"/> BROTHER	<input type="checkbox"/> FATHER-IN-LAW	<input type="checkbox"/> COUSIN			
<input type="checkbox"/> SISTER	<input type="checkbox"/> MOTHER-IN-LAW	<input type="checkbox"/> HIRED MAN			
<input type="checkbox"/> FATHER	<input type="checkbox"/> SON-IN-LAW	<input type="checkbox"/> ROOMER			
<input type="checkbox"/> MOTHER	<input type="checkbox"/> DAUGHTER-IN-LAW	<input checked="" type="checkbox"/> SERVANT			
<input type="checkbox"/> GRANDSON	<input type="checkbox"/> BROTHER-IN-LAW	<input type="checkbox"/> OTHER (Specify)			
<input type="checkbox"/> GRANDDAUGHTER	<input type="checkbox"/> SISTER-IN-LAW				
<input type="checkbox"/> GRANDCHILD	<input type="checkbox"/> ORPHAN				

FORM 10-637

1910 CENSUS INDEX - INDIVIDUAL

U.S. DEPARTMENT OF COMMERCE
BUREAU OF THE CENSUS

TEXAS

W300		NAME OF INDIVIDUAL <i>White Mattie</i>		E.D. <i>81</i>	SHEET <i>303</i>
COLOR <i>B</i>	AGE <i>24</i>	BIRTHPLACE		VOL. <i>66</i>	
COUNTY <i>Harris</i>			CITY <i>Houston</i>		
ENUMERATED WITH <i>Robinson Lorenzo</i>					
RELATIONSHIP TO ABOVE					
<input type="checkbox"/> SON	<input type="checkbox"/> NEPHEW	<input type="checkbox"/> STEPSON			
<input type="checkbox"/> DAUGHTER	<input type="checkbox"/> NIECE	<input type="checkbox"/> STEPDAUGHTER			
<input type="checkbox"/> BROTHER	<input type="checkbox"/> FATHER-IN-LAW	<input type="checkbox"/> COUSIN			
<input type="checkbox"/> SISTER	<input type="checkbox"/> MOTHER-IN-LAW	<input type="checkbox"/> HIRED MAN			
<input type="checkbox"/> FATHER	<input type="checkbox"/> SON-IN-LAW	<input type="checkbox"/> ROOMER			
<input type="checkbox"/> MOTHER	<input type="checkbox"/> DAUGHTER-IN-LAW	<input type="checkbox"/> SERVANT			
<input type="checkbox"/> GRANDSON	<input type="checkbox"/> BROTHER-IN-LAW	<input type="checkbox"/> OTHER (<i>Specify</i>)			
<input type="checkbox"/> GRANDDAUGHTER	<input checked="" type="checkbox"/> SISTER-IN-LAW				
<input type="checkbox"/> GRANDCHILD	<input type="checkbox"/> ORPHAN				

FORM 10 637
1910 CENSUS INDEX - INDIVIDUAL

U.S. DEPARTMENT OF COMMERCE
BUREAU OF THE CENSUS

TEXAS

W 000		NAME OF INDIVIDUAL Wood		Mattie		E.O. 79	SHEET 10
COLOR W	AGE 92	BIRTHPLACE		VOL. 66			
COUNTY Harris				CITY Houston			
ENUMERATED WITH Cunningham							
RELATIONSHIP TO ABOVE Robert C.							
<input type="checkbox"/> SON	<input type="checkbox"/> NEPHEW	<input type="checkbox"/> STEPSON					
<input type="checkbox"/> DAUGHTER	<input type="checkbox"/> NIECE	<input type="checkbox"/> STEPDAUGHTER					
<input type="checkbox"/> BROTHER	<input type="checkbox"/> FATHER-IN-LAW	<input type="checkbox"/> COUSIN					
<input type="checkbox"/> SISTER	<input type="checkbox"/> MOTHER-IN-LAW	<input type="checkbox"/> HIRED MAN					
<input type="checkbox"/> FATHER	<input type="checkbox"/> SON-IN-LAW	<input type="checkbox"/> ROOMER					
<input type="checkbox"/> MOTHER	<input type="checkbox"/> DAUGHTER-IN-LAW	<input type="checkbox"/> SERVANT					
<input type="checkbox"/> GRANDSON	<input type="checkbox"/> BROTHER-IN-LAW	<input type="checkbox"/> OTHER (Specify)					
<input type="checkbox"/> GRANDDAUGHTER	<input checked="" type="checkbox"/> SISTER-IN-LAW						
<input type="checkbox"/> GRANDCHILD	<input type="checkbox"/> ORPHAN						

FORM 10-637
1910 CENSUS INDEX - INDIVIDUAL

U.S. DEPARTMENT OF COMMERCE
BUREAU OF THE CENSUS

TEXAS

W 300	NAME OF INDIVIDUAL <i>White Mattie</i>		E.D. # <i>81</i>	SHEET <i>47</i>
COLOR <i>B</i>	AGE <i>22</i>	BIRTHPLACE	VOL. <i>66</i>	
COUNTY <i>Harris</i>		CITY <i>Houston</i>		
ENUMERATED WITH <i>Thurmond S A</i>				
RELATIONSHIP TO ABOVE				
<input type="checkbox"/> SON	<input type="checkbox"/> NEPHEW	<input type="checkbox"/> STEPSON		
<input type="checkbox"/> DAUGHTER	<input checked="" type="checkbox"/> NIECE	<input type="checkbox"/> STEPDAUGHTER		
<input type="checkbox"/> BROTHER	<input type="checkbox"/> FATHER-IN-LAW	<input type="checkbox"/> COUSIN		
<input type="checkbox"/> SISTER	<input type="checkbox"/> MOTHER-IN-LAW	<input type="checkbox"/> HIRED MAN		
<input type="checkbox"/> FATHER	<input type="checkbox"/> SON-IN-LAW	<input type="checkbox"/> ROOMER		
<input type="checkbox"/> MOTHER	<input type="checkbox"/> DAUGHTER-IN-LAW	<input type="checkbox"/> SERVANT		
<input type="checkbox"/> GRANDSON	<input type="checkbox"/> BROTHER-IN-LAW	<input type="checkbox"/> OTHER (Specify)		
<input type="checkbox"/> GRANDDAUGHTER	<input type="checkbox"/> SISTER-IN-LAW			
<input type="checkbox"/> GRANDCHILD	<input type="checkbox"/> ORPHAN			

FORM 10 637
1910 CENSUS INDEX - INDIVIDUAL

U.S. DEPARTMENT OF COMMERCE
BUREAU OF THE CENSUS

TEXAS

4300		NAME OF INDIVIDUAL Wade Mattie		E.D. 47	SHEET 23
COLOR B	AGE 40	BIRTHPLACE Ala.		VOL. 92	
COUNTY Lee		CITY			
ENUMERATED WITH Crank George					
RELATIONSHIP TO ABOVE					
<input type="checkbox"/> SON	<input type="checkbox"/> NEPHEW	<input type="checkbox"/> STEPSON			
<input type="checkbox"/> DAUGHTER	<input type="checkbox"/> NIECE	<input type="checkbox"/> STEPDAUGHTER			
<input type="checkbox"/> BROTHER	<input type="checkbox"/> FATHER-IN-LAW	<input type="checkbox"/> COUSIN			
<input type="checkbox"/> SISTER	<input type="checkbox"/> MOTHER-IN-LAW	<input type="checkbox"/> HIRED MAN			
<input type="checkbox"/> FATHER	<input type="checkbox"/> SON-IN-LAW	<input checked="" type="checkbox"/> ROOMER			
<input type="checkbox"/> MOTHER	<input type="checkbox"/> DAUGHTER-IN-LAW	<input type="checkbox"/> SERVANT			
<input type="checkbox"/> GRANDSON	<input type="checkbox"/> BROTHER-IN-LAW	<input type="checkbox"/> OTHER (Specify)			
<input type="checkbox"/> GRANDDAUGHTER	<input type="checkbox"/> SISTER-IN-LAW				
<input type="checkbox"/> GRANDCHILD	<input type="checkbox"/> ORPHAN				

FORM 10 637
1910 CENSUS INDEX - INDIVIDUAL

U. S. DEPARTMENT OF COMMERCE
BUREAU OF THE CENSUS

TEXAS

W300		NAME OF INDIVIDUAL <i>White</i>		<i>Mattie</i>		E.D.	SHEET
COLOR <i>W</i>	AGE <i>17</i>	BIRTHPLACE		VOL.		<i>119</i>	<i>11</i>
COUNTY <i>Burnet</i>			CITY <i>P</i>				
ENUMERATED WITH <i>Hall - Mrs.</i>							
RELATIONSHIP TO ABOVE							
<input type="checkbox"/> SON	<input type="checkbox"/> NEPHEW	<input type="checkbox"/> STEPSON					
<input type="checkbox"/> DAUGHTER	<input type="checkbox"/> NIECE	<input type="checkbox"/> STEPDAUGHTER					
<input type="checkbox"/> BROTHER	<input type="checkbox"/> FATHER-IN-LAW	<input type="checkbox"/> COUSIN					
<input type="checkbox"/> SISTER	<input type="checkbox"/> MOTHER-IN-LAW	<input type="checkbox"/> HIRED MAN					
<input type="checkbox"/> FATHER	<input type="checkbox"/> SON-IN-LAW	<input type="checkbox"/> ROOMER					
<input type="checkbox"/> MOTHER	<input type="checkbox"/> DAUGHTER-IN-LAW	<input type="checkbox"/> SERVANT					
<input type="checkbox"/> GRANDSON	<input type="checkbox"/> BROTHER-IN-LAW	<input type="checkbox"/> OTHER (<i>Specify</i>)					
<input checked="" type="checkbox"/> GRANDDAUGHTER	<input type="checkbox"/> SISTER-IN-LAW						
<input type="checkbox"/> GRANDCHILD	<input type="checkbox"/> ORPHAN						

FORM 10-637

1910 CENSUS INDEX - INDIVIDUAL

U.S. DEPARTMENT OF COMMERCE
BUREAU OF THE CENSUS

TEXAS

W300	HEAD OF FAMILY		White, Mattie	E.D.	81	SHEET	197	
COLOR	W	AGE	41	BIRTHPLACE	VOL.			
				137				
COUNTY			TRAVIS	CITY				Austin
OTHER MEMBERS OF FAMILY								
NAME		RECA- TION- SHIP	AGE	BIRTHPLACE				
Jesse		S	11					
Zela		D	9					
Willard		S	7					
812								

FORM 10 636

1910 CENSUS INDEX - FAMILY

U. S. DEPARTMENT OF COMMERCE
BUREAU OF THE CENSUS

TEXAS

W300	HEAD OF FAMILY White Matter		E.O. 107	SHEET 394
COLOR W	AGE 30	BIRTHPLACE		VOL. 128
COUNTY Tarrant	CITY Fort Worth			
OTHER MEMBERS OF FAMILY				
NAME	RELATIONSHIP	AGE	BIRTHPLACE	

FORM 10-636
1910 CENSUS INDEX - FAMILY

U. S. DEPARTMENT OF COMMERCE
BUREAU OF THE CENSUS

TEXAS

W 300	NAME OF INDIVIDUAL Witt Matthe		E.D. 110	SHEET 24
COLOR W.	AGE 23	BIRTHPLACE Iowa	VOL. 128	
COUNTY Tarrant		CITY Fort Worth		
ENUMERATED WITH no head shown				
RELATIONSHIP TO ABOVE				
<input type="checkbox"/> SON	<input type="checkbox"/> NEPHEW	<input type="checkbox"/> STEPSON		
<input type="checkbox"/> DAUGHTER	<input type="checkbox"/> NIECE	<input type="checkbox"/> STEPDAUGHTER		
<input type="checkbox"/> BROTHER	<input checked="" type="checkbox"/> FATHER-IN-LAW	<input type="checkbox"/> COUSIN		
<input type="checkbox"/> SISTER	<input type="checkbox"/> MOTHER-IN-LAW	<input type="checkbox"/> HIRED MAN		
<input type="checkbox"/> FATHER	<input type="checkbox"/> SON-IN-LAW	<input checked="" type="checkbox"/> ROOMER		
<input type="checkbox"/> MOTHER	<input type="checkbox"/> DAUGHTER-IN-LAW	<input type="checkbox"/> SERVANT		
<input type="checkbox"/> GRANDSON	<input type="checkbox"/> BROTHER-IN-LAW	<input type="checkbox"/> OTHER (Specify)		
<input type="checkbox"/> GRANDDAUGHTER	<input type="checkbox"/> SISTER-IN-LAW			
<input type="checkbox"/> GRANDCHILD	<input type="checkbox"/> ORPHAN			

FORM 10-537
1910 CENSUS INDEX - INDIVIDUAL

U. S. DEPARTMENT OF COMMERCE
BUREAU OF THE CENSUS

TEXAS

NAME OF INDIVIDUAL <i>White, Mattie</i>		E.O.	SHEET
<i>W 300</i>		<i>1</i>	<i>3</i>
COLOR <i>W</i>	AGE <i>90</i>	BIRTHPLACE	VOL.
COUNTY <i>Brazos</i>		CITY	
ENUMERATED WITH <i>Fanett, Ben Jr</i>			
RELATIONSHIP TO ABOVE			
<input type="checkbox"/> SON	<input type="checkbox"/> NEPHEW	<input type="checkbox"/> STEPSON	
<input checked="" type="checkbox"/> DAUGHTER	<input type="checkbox"/> NIECE	<input type="checkbox"/> STEPDAUGHTER	
<input type="checkbox"/> BROTHER	<input type="checkbox"/> FATHER-IN-LAW	<input type="checkbox"/> COUSIN	
<input type="checkbox"/> SISTER	<input type="checkbox"/> MOTHER-IN-LAW	<input type="checkbox"/> HIRED MAN	
<input type="checkbox"/> FATHER	<input type="checkbox"/> SON-IN-LAW	<input type="checkbox"/> ROOMER	
<input type="checkbox"/> MOTHER	<input type="checkbox"/> DAUGHTER-IN-LAW	<input type="checkbox"/> SERVANT	
<input type="checkbox"/> GRANDSON	<input type="checkbox"/> BROTHER-IN-LAW	<input type="checkbox"/> OTHER (<i>Specify</i>)	
<input type="checkbox"/> GRANDDAUGHTER	<input type="checkbox"/> SISTER-IN-LAW		
<input type="checkbox"/> GRANDCHILD	<input type="checkbox"/> ORPHAN		

FORM 10-637

1910 CENSUS INDEX - INDIVIDUAL

U.S. DEPARTMENT OF COMMERCE
BUREAU OF THE CENSUS -

TEXAS

W 300		NAME OF INDIVIDUAL White Mattie		E. P. 132	SHEET 424
COLOR B	AGE 36	BIRTHPLACE		VOL. 80	
COUNTY Hunt			CITY Commerce		
ENUMERATED WITH Hundley Caleb J.					
RELATIONSHIP TO ABOVE					
<input type="checkbox"/> SON	<input type="checkbox"/> NEPHEW	<input type="checkbox"/> STEPSON			
<input type="checkbox"/> DAUGHTER	<input type="checkbox"/> NIECE	<input type="checkbox"/> STEPDAUGHTER			
<input type="checkbox"/> BROTHER	<input type="checkbox"/> FATHER-IN-LAW	<input type="checkbox"/> COUSIN			
<input type="checkbox"/> SISTER	<input type="checkbox"/> MOTHER-IN-LAW	<input type="checkbox"/> HIRED MAN			
<input type="checkbox"/> FATHER	<input type="checkbox"/> SON-IN-LAW	<input type="checkbox"/> ROOMER			
<input type="checkbox"/> MOTHER	<input type="checkbox"/> DAUGHTER-IN-LAW	<input checked="" type="checkbox"/> SERVANT			
<input type="checkbox"/> GRANDSON	<input type="checkbox"/> BROTHER-IN-LAW	<input type="checkbox"/> OTHER (Specify)			
<input type="checkbox"/> GRANDDAUGHTER	<input type="checkbox"/> SISTER-IN-LAW				
<input type="checkbox"/> GRANDCHILD	<input type="checkbox"/> ORPHAN				

FORM 10 637
1910 CENSUS INDEX - INDIVIDUAL

U. S. DEPARTMENT OF COMMERCE
BUREAU OF THE CENSUS

TEXAS

	HEAD OF FAMILY <i>White Mattie</i>		E.D. <i>14</i>	SHEET <i>7</i>
COLOR <i>B</i>	AGE <i>25</i>	BIRTHPLACE	VOL. <i>6</i>	
COUNTY <i>Brazos</i>	CITY			
OTHER MEMBERS OF FAMILY				
NAME		RELATIONSHIP	AGE	BIRTHPLACE
<i>Jodie</i>		<i>D</i>	<i>7</i>	
<i>Martha</i>		<i>D</i>	<i>4</i>	
<i>Bryan Liddie</i>		<i>Ward</i>	<i>2</i>	

FORM 10-636
1910 CENSUS INDEX - FAMILY

U.S. DEPARTMENT OF COMMERCE
BUREAU OF THE CENSUS

TEXAS

L. 300		NAME OF INDIVIDUAL <i>Wyatt, Mattie.</i>		E.D. <i>34</i>	SHEET <i>320</i>
COLOR <i>B</i>	AGE <i>15</i>	BIRTHPLACE		VOL. <i>38</i>	
COUNTY <i>De Witt</i>		CITY <i>Guero</i>			
ENUMERATED WITH <i>Wyatt, Martha</i>					
RELATIONSHIP TO ABOVE					
<input type="checkbox"/> SON	<input type="checkbox"/> NEPHEW	<input type="checkbox"/> STEPSON			
<input type="checkbox"/> DAUGHTER	<input type="checkbox"/> NIECE	<input type="checkbox"/> STEPDAUGHTER			
<input type="checkbox"/> BROTHER	<input type="checkbox"/> FATHER-IN-LAW	<input type="checkbox"/> COUSIN			
<input type="checkbox"/> SISTER	<input type="checkbox"/> MOTHER-IN-LAW	<input type="checkbox"/> HIRED MAN			
<input type="checkbox"/> FATHER	<input type="checkbox"/> SON-IN-LAW	<input type="checkbox"/> ROOMER			
<input type="checkbox"/> MOTHER	<input type="checkbox"/> DAUGHTER-IN-LAW	<input type="checkbox"/> SERVANT			
<input type="checkbox"/> GRANDSON	<input type="checkbox"/> BROTHER-IN-LAW	<input checked="" type="checkbox"/> OTHER (Specify)			
<input type="checkbox"/> GRANDDAUGHTER	<input type="checkbox"/> SISTER-IN-LAW	<i>As Granddaughter</i>			
<input type="checkbox"/> GRANDCHILD	<input type="checkbox"/> ORPHAN				

FORM 10-637
1910 CENSUS INDEX - INDIVIDUAL

U. S. DEPARTMENT OF COMMERCE
BUREAU OF THE CENSUS

TEXAS

W 300	HEAD OF FAMILY <i>White Mattis</i>		E.D. <i>105</i>	SHEET <i>132</i>
COLOR <i>Ma.</i>	AGE <i>50</i>	BIRTHPLACE <i>Tenn.</i>	VOL. <i>100</i>	
COUNTY <i>Marion</i>	CITY <i>Jefferson</i>			
OTHER MEMBERS OF FAMILY				
NAME		RELATION- SHIP	AGE	BIRTHPLACE
<i>Living Alone</i>				

FORM 10 638

1910 CENSUS INDEX - FAMILY

U. S. DEPARTMENT OF COMMERCE
BUREAU OF THE CENSUS

TEXAS

- W300		HEAD OF FAMILY <i>Walter Mathew T</i>		E.D. 35	SHEET 10
COLOR <i>W</i>	AGE 60	BIRTHPLACE <i>Miss</i>		VOL. 24	
COUNTY			CITY		
<i>Clay</i>					
OTHER MEMBERS OF FAMILY					
NAME		RELATIONSHIP	AGE	BIRTHPLACE	
<i>Elizabeth D</i>		<i>W</i>	<i>38</i>	<i>Tenn</i>	
<i>Jennie E</i>		<i>D</i>	<i>18</i>		
<i>Essie D</i>		<i>D</i>	<i>13</i>		
<i>Peter H</i>		<i>S</i>	<i>10</i>		
<i>Sarah H</i>		<i>D</i>	<i>7</i>		

FORM 10-636
1910 CENSUS INDEX - FAMILY

U.S. DEPARTMENT OF COMMERCE
BUREAU OF THE CENSUS

TEXAS

W300	HEAD OF FAMILY		White Matthew B	E.O.	SHEET
COLOR	AGE	BIRTHPLACE		VOL.	
W	57			29	
COUNTY	Comanche		CITY		
OTHER MEMBERS OF FAMILY					
NAME		RELATIONSHIP	AGE	BIRTHPLACE	
Maudie		W	41		
Pearl		D	14		
Mattie		D	12		
Ruby		D	10		
Hattie		D	8		
M B		S	6		
Lucy		S	3		

FORM 10-636A
1910 CENSUS INDEX - INDIVIDUAL

U. S. DEPARTMENT OF COMMERCE
BUREAU OF THE CENSUS

TEXAS

10300	HEAD OF FAMILY	Wade, Matthew		E. D.	SHEET
COLOR	AGE	BIRTHPLACE		VOL.	
B	23			743	
COUNTY			CITY		
Williamson					
OTHER MEMBERS OF FAMILY					
NAME		RELATIONSHIP	AGE	BIRTHPLACE	
alone					
			7		

FORM 10 636
1910 CENSUS INDEX - FAMILY

U. S. DEPARTMENT OF COMMERCE
BUREAU OF THE CENSUS

TEXAS

W 300		NAME OF INDIVIDUAL Wyatt Mathew		E.D. 173	SHEET 12
COLOR B	AGE 47	BIRTHPLACE		VOL. 123	
COUNTY		Victoria	CITY		
ENUMERATED WITH		Smith Mary C			
RELATIONSHIP TO ABOVE					
<input type="checkbox"/> SON	<input type="checkbox"/> NEPHEW	<input type="checkbox"/> STEPSON			
<input type="checkbox"/> DAUGHTER	<input type="checkbox"/> NIECE	<input type="checkbox"/> STEPDAUGHTER			
<input type="checkbox"/> BROTHER	<input type="checkbox"/> FATHER-IN-LAW	<input type="checkbox"/> COUSIN			
<input type="checkbox"/> SISTER	<input type="checkbox"/> MOTHER-IN-LAW	<input type="checkbox"/> HIRED MAN			
<input type="checkbox"/> FATHER	<input type="checkbox"/> SON-IN-LAW	<input type="checkbox"/> ROOMER			
<input type="checkbox"/> MOTHER	<input type="checkbox"/> DAUGHTER-IN-LAW	<input checked="" type="checkbox"/> SERVANT			
<input type="checkbox"/> GRANDSON	<input type="checkbox"/> BROTHER-IN-LAW	<input type="checkbox"/> OTHER (Specify)			
<input type="checkbox"/> GRANDDAUGHTER	<input type="checkbox"/> SISTER-IN-LAW	_____			
<input type="checkbox"/> GRANDCHILD	<input type="checkbox"/> ORPHAN	_____			

FORM BC-627 (5-5-67)
FORMERLY 10-637

1910 CENSUS INDEX - INDIVIDUAL

U.S. DEPARTMENT OF COMMERCE
BUREAU OF THE CENSUS

TEXAS

W 300
NAME AND ADDRESS
White Matthew
9571
109

me 19
Nacogdoches

Nacogdoches
Clark Ave R.

		NAME OF INDIVIDUAL		E.D. TEXAS SHEET	
W 300		White Matterson		170 77	
COLOR	AGE	BIRTHPLACE		VOL.	
B	73			134	
COUNTY		CITY			
		Waller			
ENUMERATED WITH					
J. Holton, Steve					
RELATIONSHIP TO ABOVE					
<input type="checkbox"/> SON	<input type="checkbox"/> NEPHEW	<input type="checkbox"/> STEPSON			
<input type="checkbox"/> DAUGHTER	<input type="checkbox"/> NIECE	<input type="checkbox"/> STEPDAUGHTER			
<input type="checkbox"/> BROTHER	<input type="checkbox"/> FATHER-IN-LAW	<input type="checkbox"/> COUSIN			
<input type="checkbox"/> SISTER	<input type="checkbox"/> MOTHER-IN-LAW	<input type="checkbox"/> HIRED MAN			
<input type="checkbox"/> FATHER	<input type="checkbox"/> SON-IN-LAW	<input type="checkbox"/> ROOMER			
<input type="checkbox"/> MOTHER	<input type="checkbox"/> DAUGHTER-IN-LAW	<input type="checkbox"/> SERVANT			
<input type="checkbox"/> GRANDSON	<input type="checkbox"/> BROTHER-IN-LAW	<input type="checkbox"/> OTHER (Specify)			
<input type="checkbox"/> GRANDDAUGHTER	<input type="checkbox"/> SISTER-IN-LAW	N.R.			
<input type="checkbox"/> GRANDCHILD	<input type="checkbox"/> ORPHAN				

FORM BC-627 (5-5-67)
FORMERLY 10-637

1910 CENSUS INDEX - INDIVIDUAL

U.S. DEPARTMENT OF COMMERCE
BUREAU OF THE CENSUS

TEXAS

w300		HEAD OF FAMILY		E.D.	SHEET
		White male W		189	14
COLOR	AGE	BIRTHPLACE	VOL.		
W	50	Texas	113		
COUNTY			CITY		
Palo Pinto					
OTHER MEMBERS OF FAMILY					
NAME		RELATIONSHIP	AGE	BIRTHPLACE	
Fris		W	31		
Kathleen		D	9		
John C.		S	6		
Stanley H.		S	4		
Harvey W.		S	2		

FORM 10 636
1910 CENSUS INDEX - FAMILYU.S. DEPARTMENT OF COMMERCE
BUREAU OF THE CENSUS

TEXAS

16.00		HEAD OF FAMILY		W. J. Mott		E.D.	SHEET
18		AGE	BIRTHPLACE		VOL.		
18		30			104		
COUNTY	Polk			CITY			
OTHER MEMBERS OF FAMILY -							
NAME		RELATIONSHIP	AGE	BIRTHPLACE			
W. J. Mott		W	29				
U. J. Mott		S	5				
W. J. Mott		S	4				

FORM 10 536
1910 CENSUS INDEX - FAMILY

U. S. DEPARTMENT OF COMMERCE
BUREAU OF THE CENSUS

TEXAS

W 20		HEAD OF FAMILY		E.D.	SHEET
		Woody Matt		106	16
COLOR	W	AGE	26	VOL. 31	
COUNTY			CITY		
Cooke					
OTHER MEMBERS OF FAMILY					
NAME		RELATIONSHIP	AGE	BIRTHPLACE	
Mattie		W	26		
Sattie M.		D	12		
Z. Bo					

FORM 10-636

1910 CENSUS INDEX - FAMILY

U. S. DEPARTMENT OF COMMERCE
BUREAU OF THE CENSUS

TEXAS

W300	NAME OF INDIVIDUAL Wardell Mott		E.D. 746	SHEET 119
COLOR W	AGE 60	BIRTHPLACE Tenn	VOL. 46	
COUNTY -	Ellis	CITY -		
ENUMERATED WITH Brown White @				
RELATIONSHIP TO ABOVE				
<input type="checkbox"/> SON	<input type="checkbox"/> NEPHEW	<input type="checkbox"/> STEPSON		
<input type="checkbox"/> DAUGHTER	<input type="checkbox"/> NIECE	<input type="checkbox"/> STEPDAUGHTER		
<input type="checkbox"/> BROTHER	<input checked="" type="checkbox"/> FATHER-IN-LAW	<input type="checkbox"/> COUSIN		
<input type="checkbox"/> SISTER	<input type="checkbox"/> MOTHER-IN-LAW	<input type="checkbox"/> HIRED MAN		
<input type="checkbox"/> FATHER	<input type="checkbox"/> SON-IN-LAW	<input type="checkbox"/> ROOMER		
<input type="checkbox"/> MOTHER	<input type="checkbox"/> DAUGHTER-IN-LAW	<input type="checkbox"/> SERVANT		
<input type="checkbox"/> GRANDSON	<input type="checkbox"/> BROTHER-IN-LAW	<input type="checkbox"/> OTHER (Specify)		
<input type="checkbox"/> GRANDDAUGHTER	<input type="checkbox"/> SISTER-IN-LAW			
<input type="checkbox"/> GRANDCHILD	<input type="checkbox"/> ORPHAN			

FORM 10-637

1910 CENSUS INDEX - INDIVIDUAL

U. S. DEPARTMENT OF COMMERCE
BUREAU OF THE CENSUS

TEXAS

70 500	HEAD OF FAMILY <i>Woody Mrs. Mat. Okla</i>		E.D. <i>67</i>	SHEET <i>255</i>
COLOR <i>W</i>	AGE <i>59</i>	BIRTHPLACE <i>Okla.</i>	VOL. <i>115</i>	
COUNTY <i>Parker</i>	CITY <i>Weatherford</i>			
OTHER MEMBERS OF FAMILY				
NAME		RELATIONSHIP	AGE	BIRTHPLACE
<i>Eva Lee</i>		<i>W</i>	<i>11</i>	<i>Okla</i>
<i>Charles P</i>		<i>W</i>	<i>9</i>	<i>Okla.</i>

FORM 10 636

1910 CENSUS INDEX - FAMILY

U.S. DEPARTMENT OF COMMERCE
BUREAU OF THE CENSUS

TEXAS

W. 300		HEAD OF FAMILY		E.D.	SHEET
		White Matilda		108	205
COLOR	3	AGE	BIRTHPLACE	VOL.	
		35	La	118	
COUNTY			CITY		
Robertson			Heavill		
OTHER MEMBERS OF FAMILY					
NAME		RELATIONSHIP	AGE	BIRTHPLACE	
Brooks Isaac		H	48		
1 Mary		W	21		

FORM 10 636
1910 CENSUS INDEX - FAMILY

U.S. DEPARTMENT OF COMMERCE
BUREAU OF THE CENSUS

TEXAS

10300-		HEAD OF FAMILY		E.D.		SHEET	
COLOR		AGE		BIRTHPLACE		VOL.	
B		23				147	
COUNTY				CITY			
Harris				Houston			
OTHER MEMBERS OF FAMILY							
NAME				RELATIONSHIP	AGE	BIRTHPLACE	
Powell Celia				L	44		
McClary Jessie				Y	26		

FORM 10-636

1910 CENSUS INDEX - FAMILY

U. S. DEPARTMENT OF COMMERCE
BUREAU OF THE CENSUS

TEXAS

W 300		NAME OF INDIVIDUAL Wheat Matilda		E.D. 16	SHEET 396
COLOR W	AGE 167	BIRTHPLACE La	SEX 53		
COUNTY Fort Bend			CITY Richmond		
ENUMERATED WITH Wheat Bessie					
RELATIONSHIP TO ABOVE					
<input type="checkbox"/> SON	<input type="checkbox"/> NEPHEW	<input type="checkbox"/> STEPSON			
<input type="checkbox"/> DAUGHTER	<input type="checkbox"/> NIECE	<input type="checkbox"/> STEPDAUGHTER			
<input type="checkbox"/> BROTHER	<input type="checkbox"/> FATHER-IN-LAW	<input type="checkbox"/> COUSIN			
<input type="checkbox"/> SISTER	<input type="checkbox"/> MOTHER-IN-LAW	<input type="checkbox"/> WIDOW			
<input checked="" type="checkbox"/> FATHER	<input type="checkbox"/> SON-IN-LAW	<input type="checkbox"/> ROOMER			
<input checked="" type="checkbox"/> MOTHER	<input type="checkbox"/> DAUGHTER-IN-LAW	<input type="checkbox"/> SERVANT			
<input type="checkbox"/> GRANDSON	<input type="checkbox"/> BROTHER-IN-LAW	<input type="checkbox"/> OTHER (Specify)			
<input type="checkbox"/> GRANDDAUGHTER	<input type="checkbox"/> SISTER-IN-LAW				
<input type="checkbox"/> GRANDCHILD	<input type="checkbox"/> ORPHAN				

FORM 10-637
1910 CENSUS INDEX - INDIVIDUAL

U.S. DEPARTMENT OF COMMERCE
BUREAU OF THE CENSUS

TEXAS

W 300	NAME OF INDIVIDUAL White Matilda		E.O. 30	SHEET 118
COLOR W	AGE 47	BIRTHPLACE	VOL. 58	
COUNTY		Grimes	CITY	
ENUMERATED WITH Johnson Robert				
RELATIONSHIP TO ABOVE				
<input type="checkbox"/> SON	<input type="checkbox"/> NEPHEW	<input type="checkbox"/> STEPSON		
<input type="checkbox"/> DAUGHTER	<input type="checkbox"/> NIECE	<input type="checkbox"/> STEPDAUGHTER		
<input type="checkbox"/> BROTHER	<input type="checkbox"/> FATHER-IN-LAW	<input type="checkbox"/> COUSIN		
<input type="checkbox"/> SISTER	<input type="checkbox"/> MOTHER-IN-LAW	<input type="checkbox"/> HIRED MAN		
<input type="checkbox"/> FATHER	<input type="checkbox"/> SON-IN-LAW	<input type="checkbox"/> ROOMER		
<input type="checkbox"/> MOTHER	<input type="checkbox"/> DAUGHTER-IN-LAW	<input type="checkbox"/> SERVANT		
<input type="checkbox"/> GRANDSON	<input type="checkbox"/> BROTHER-IN-LAW	<input type="checkbox"/> OTHER (Specify)		
<input type="checkbox"/> GRANDDAUGHTER	<input type="checkbox"/> SISTER-IN-LAW			
<input type="checkbox"/> GRANDCHILD	<input type="checkbox"/> ORPHAN			

FORM 10-637

1910 CENSUS INDEX - INDIVIDUAL

U.S. DEPARTMENT OF COMMERCE
BUREAU OF THE CENSUS

TEXAS

W 300	NAME OF INDIVIDUAL Whiat Matilda		E.D. 4/11	SHEET 4/13
COLOR W	AGE 25	BIRTHPLACE.	VOL. 96	
COUNTY Harris		CITY Houston Heights		
ENUMERATED WITH Aleb Sanches				
RELATIONSHIP TO ABOVE				
<input type="checkbox"/> SON	<input type="checkbox"/> NEPHEW	<input type="checkbox"/> STEPSON		
<input type="checkbox"/> DAUGHTER	<input checked="" type="checkbox"/> NIECE	<input type="checkbox"/> STEPDAUGHTER		
<input type="checkbox"/> BROTHER	<input type="checkbox"/> FATHER-IN-LAW	<input type="checkbox"/> COUSIN		
<input type="checkbox"/> SISTER	<input type="checkbox"/> MOTHER-IN-LAW	<input type="checkbox"/> HIRED MAN		
<input type="checkbox"/> FATHER	<input type="checkbox"/> SON-IN-LAW	<input type="checkbox"/> ROOMER		
<input type="checkbox"/> MOTHER	<input type="checkbox"/> DAUGHTER-IN-LAW	<input type="checkbox"/> SERVANT		
<input type="checkbox"/> GRANDSON	<input type="checkbox"/> BROTHER-IN-LAW	<input type="checkbox"/> OTHER (Specify)		
<input type="checkbox"/> GRANDDAUGHTER	<input type="checkbox"/> SISTER-IN-LAW			
<input type="checkbox"/> GRANDCHILD	<input type="checkbox"/> ORPHAN			

FORM 10 637
1910 CENSUS INDEX - INDIVIDUAL

U. S. DEPARTMENT OF COMMERCE
BUREAU OF THE CENSUS

TEXAS

U 300	HEAD OF FAMILY W. J. Mathers		E. D. 33	SHEET 69
COLOR B	AGE 22	BIRTHPLACE	VOL. 92	
COUNTY Lee		CITY		
OTHER MEMBERS OF FAMILY				
NAME		RELATIONSHIP	AGE	BIRTHPLACE
Ellen		W.	20	
Lola		S.	16	

FORM 10 636

1910 CENSUS INDEX - FAMILY

U. S. DEPARTMENT OF COMMERCE
BUREAU OF THE CENSUS

TEXAS

W 300	NAME OF INDIVIDUAL <i>White, Matheros</i>		E.D. 94	SHEET 263
COLOR D	AGE 9	BIRTHPLACE	VOL. 109	
COUNTY Madogoches		CITY		
ENUMERATED WITH <i>Stigall, Nels</i>				
RELATIONSHIP TO ABOVE				
<input type="checkbox"/> SON	<input type="checkbox"/> NEPHEW	<input type="checkbox"/> STEPSON		
<input type="checkbox"/> DAUGHTER	<input type="checkbox"/> NIECE	<input type="checkbox"/> STEPDAUGHTER		
<input type="checkbox"/> BROTHER	<input type="checkbox"/> FATHER-IN-LAW	<input type="checkbox"/> COUSIN		
<input type="checkbox"/> SISTER	<input type="checkbox"/> MOTHER-IN-LAW	<input type="checkbox"/> HIRED MAN		
<input type="checkbox"/> FATHER	<input type="checkbox"/> SON-IN-LAW	<input type="checkbox"/> ROOMER	2	
<input type="checkbox"/> MOTHER	<input type="checkbox"/> DAUGHTER-IN-LAW	<input type="checkbox"/> SERVANT		
<input type="checkbox"/> GRANDSON	<input type="checkbox"/> BROTHER-IN-LAW	<input type="checkbox"/> OTHER (Specify)		
<input type="checkbox"/> GRANDDAUGHTER	<input type="checkbox"/> SISTER-IN-LAW			
<input type="checkbox"/> GRANDCHILD	<input type="checkbox"/> ORPHAN			

FORM 10-637
1910 CENSUS INDEX - INDIVIDUAL

U.S. DEPARTMENT OF COMMERCE
BUREAU OF THE CENSUS

TEXAS

10300	HEAD OF FAMILY <i>Wade Matha</i>		E.D. 7	SHEET 79
COLOR B	AGE 24	BIRTHPLACE	VOL. 57	
COUNTY	Gregg		CITY	
OTHER MEMBERS OF FAMILY				
	NAME	RELATIONSHIP	AGE	BIRTHPLACE
1	<i>Charlotte</i>	<i>W</i>	<i>23</i>	

FORM 10 636
1910 CENSUS INDEX - FAMILY

U.S. DEPARTMENT OF COMMERCE
BUREAU OF THE CENSUS

TEXAS

11300	NAME OF INDIVIDUAL <i>White, Massie</i>		E.D. 153	SHEET 241
COLOR <i>Man</i>	AGE 30	BIRTHPLACE	VOL. 123	
COUNTY	CITY Victoria			
ENUMERATED WITH <i>Rose, Dennis</i>				
RELATIONSHIP TO ABOVE				
<input checked="" type="checkbox"/> SON	<input type="checkbox"/> NEPHEW	<input type="checkbox"/> STEPSON		
<input type="checkbox"/> DAUGHTER	<input type="checkbox"/> NIECE	<input type="checkbox"/> STEPDAUGHTER		
<input type="checkbox"/> BROTHER	<input type="checkbox"/> FATHER-IN-LAW	<input type="checkbox"/> COUSIN		
<input type="checkbox"/> SISTER	<input type="checkbox"/> MOTHER-IN-LAW	<input type="checkbox"/> HIRED MAN		
<input type="checkbox"/> FATHER	<input type="checkbox"/> SON-IN-LAW	<input type="checkbox"/> ROOMER		
<input type="checkbox"/> MOTHER	<input type="checkbox"/> DAUGHTER-IN-LAW	<input type="checkbox"/> SERVANT		
<input type="checkbox"/> GRANDSON	<input type="checkbox"/> BROTHER-IN-LAW	<input type="checkbox"/> OTHER (Specify)		
<input type="checkbox"/> GRANDDAUGHTER	<input type="checkbox"/> SISTER-IN-LAW			
<input type="checkbox"/> GRANDCHILD	<input type="checkbox"/> ORPHAN			

FORM BC-627 (5-5-67)
FORMERLY 10-687U.S. DEPARTMENT OF COMMERCE
BUREAU OF THE CENSUS

1910 CENSUS INDEX - INDIVIDUAL

TEXAS

11510		HEAD OF FAMILY		E.D.	SHEET
COLOR	AGE	BIRTHPLACE		239	18
COUNTY	3	Hick		VOL.	142
Wilbarger			CITY		
OTHER MEMBERS OF FAMILY					
NAME		RELATIONSHIP	AGE	BIRTHPLACE	
H. H. H. H.		W	23	Hick	
C. H. H. H.		S	15	/	
J. H. H. H.		8	3	/	
J. H. H. H.		28	18	/	
E. H. H. H.		7	6	/	
M. H. H. H.		66	30	/	

FORM 10 636
1910 CENSUS INDEX - FAMILY

U. S. DEPARTMENT OF COMMERCE
BUREAU OF THE CENSUS

TEXAS

W300		HEAD OF FAMILY		E.O.	SHEET
COLOR	AGE	BIRTHPLACE		136	224
COUNTY	Ellis		CITY	VOL. 47	
OTHER MEMBERS OF FAMILY					
NAME		RELATIONSHIP	AGE	BIRTHPLACE	
William		2	20		
William		3	5	1	
Emma		2	4		
Mark		1	2		

FORM 10-536
1910 CENSUS INDEX - FAMILY

U.S. DEPARTMENT OF COMMERCE
BUREAU OF THE CENSUS

TEXAS

W 300	HEAD OF FAMILY		E.D.	SHEET
COLOR	AGE	BIRTHPLACE	51	176
W	60	Texas	VOL.	43
COUNTY	Fannin -		CITY	
			Honey Grove	
OTHER MEMBERS OF FAMILY				
NAME		RELATIONSHIP	AGE	BIRTHPLACE
Living alone				

FORM 10-836
1910 CENSUS INDEX - FAMILY

U.S. DEPARTMENT OF COMMERCE
BUREAU OF THE CENSUS

TEXAS

11300		HEAD OF FAMILY		E.D.	SHEET
Wade		Mary L How		156	241
COLOR	AGE	BIRTHPLACE		VOL.	
W	62	Tex		127	
COUNTY			CITY		
Tarrant					
OTHER MEMBERS OF FAMILY					
NAME		RELATIONSHIP	AGE	BIRTHPLACE	
C. M. Bea		S	21		
S. B. Bea			1		

FORM 10 636
1910 CENSUS INDEX - FAMILY

U. S. DEPARTMENT OF COMMERCE
BUREAU OF THE CENSUS

TEXAS

22300	NAME OF INDIVIDUAL Wood, Mary T		E.D. 113	SHEET 4
COLOR W	AGE 84	BIRTHPLACE Ala	VOL. 18	
COUNTY —	Burnet		CITY	
ENUMERATED WITH Wood, Sterling P				
RELATIONSHIP TO ABOVE				
<input type="checkbox"/> SON	<input type="checkbox"/> NEPHEW	<input type="checkbox"/> STEPSON		
<input type="checkbox"/> DAUGHTER	<input type="checkbox"/> NIECE	<input type="checkbox"/> STEPDAUGHTER		
<input type="checkbox"/> BROTHER	<input type="checkbox"/> FATHER-IN-LAW	<input type="checkbox"/> COUSIN		
<input type="checkbox"/> SISTER	<input type="checkbox"/> MOTHER-IN-LAW	<input type="checkbox"/> HIRED MAN		
<input type="checkbox"/> FATHER	<input type="checkbox"/> SON-IN-LAW	<input type="checkbox"/> ROOMER		
<input checked="" type="checkbox"/> MOTHER	<input type="checkbox"/> DAUGHTER-IN-LAW	<input type="checkbox"/> SERVANT		
<input type="checkbox"/> GRANDSON	<input type="checkbox"/> BROTHER-IN-LAW	<input type="checkbox"/> OTHER (Specify)		
<input type="checkbox"/> GRANDDAUGHTER	<input type="checkbox"/> SISTER-IN-LAW			
<input type="checkbox"/> GRANDCHILD	<input type="checkbox"/> ORPHAN			

FORM 10-637
1910 CENSUS INDEX - INDIVIDUAL

U.S. DEPARTMENT OF COMMERCE
BUREAU OF THE CENSUS

TEXAS

W300	HEAD OF FAMILY White Mary J		E.D. 34	SHEET 11
COLOR W	AGE 63	BIRTHPLACE Ark	VOL. 73	
COUNTY Hood	CITY Hood River			
OTHER MEMBERS OF FAMILY				
	NAME	RELATIONSHIP	AGE	BIRTHPLACE
	Edgar	S	26	
	Ethel	Da	24	
	Hortense	SD	2	
	Harold	DS	1 1/2	

FORM 10 636

1910 CENSUS INDEX. - FAMILY

U S. DEPARTMENT OF COMMERCE
BUREAU OF THE CENSUS

TEXAS

W 300	HEAD OF FAMILY Wife Mary S		E.D. 84	SHEET 179
COLOR W	AGE 50	BIRTHPLACE La	VOL. 90	
COUNTY Lamar		CITY Paris		
OTHER MEMBERS OF FAMILY				
NAME		RELATIONSHIP	AGE	BIRTHPLACE
1 Annie L		D	23	

FORM 10 636
1910 CENSUS INDEX - FAMILY

U.S. DEPARTMENT OF COMMERCE
BUREAU OF THE CENSUS

TEXAS

U 300	HEAD OF FAMILY Wood Mary S		E.D. 203	SHEET 15
COLOR W	AGE 53	BIRTHPLACE	VOL. 113	
COUNTY Reagan Reagan		CITY		
OTHER MEMBERS OF FAMILY				
NAME		RELATIONSHIP	AGE	BIRTHPLACE
Gerson, Iby		O	15	

FORM 10-636
1910 CENSUS INDEX - FAMILY

U. S. DEPARTMENT OF COMMERCE
BUREAU OF THE CENSUS

TEXAS

W300		NAME OF INDIVIDUAL <i>Wood Mary P</i>		E.D. 10	SHEET 3
COLOR <i>W</i>	AGE 51	BIRTHPLACE		VOL. 29	
COUNTY <i>Comanche</i>		CITY			
ENUMERATED WITH <i>Burland Jake P</i>					
RELATIONSHIP TO ABOVE					
<input type="checkbox"/> SON	<input type="checkbox"/> NEPHEW	<input type="checkbox"/> STEPSON			
<input type="checkbox"/> DAUGHTER	<input type="checkbox"/> NIECE	<input type="checkbox"/> STEPDAUGHTER			
<input type="checkbox"/> BROTHER	<input type="checkbox"/> FATHER-IN-LAW	<input type="checkbox"/> COUSIN			
<input type="checkbox"/> SISTER	<input checked="" type="checkbox"/> MOTHER-IN-LAW	<input type="checkbox"/> HIRED MAN			
<input type="checkbox"/> FATHER	<input type="checkbox"/> SON-IN-LAW	<input type="checkbox"/> ROOMER			
<input type="checkbox"/> MOTHER	<input type="checkbox"/> DAUGHTER-IN-LAW	<input type="checkbox"/> SERVANT			
<input type="checkbox"/> GRANDSON	<input type="checkbox"/> BROTHER-IN-LAW	<input type="checkbox"/> OTHER (Specify)			
<input type="checkbox"/> GRANDDAUGHTER	<input type="checkbox"/> SISTER-IN-LAW				
<input type="checkbox"/> GRANDCHILD	<input type="checkbox"/> ORPHAN				

FORM 10 637
1910 CENSUS INDEX - INDIVIDUAL

U. S. DEPARTMENT OF COMMERCE
BUREAU OF THE CENSUS

TEXAS

W 300		NAME OF INDIVIDUAL White Mary M		E.D. 39	SHEET 79
COLOR W	AGE 4	BIRTHPLACE		VOL. 42	
COUNTY		Fannin	CITY Leonard		
ENUMERATED WITH Arens John D					
RELATIONSHIP TO ABOVE					
<input type="checkbox"/> SON	<input type="checkbox"/> NEPHEW	<input type="checkbox"/> STEPSON			
<input type="checkbox"/> DAUGHTER	<input type="checkbox"/> NIECE	<input type="checkbox"/> STEPDAUGHTER			
<input type="checkbox"/> BROTHER	<input type="checkbox"/> FATHER-IN-LAW	<input type="checkbox"/> COUSIN			
<input type="checkbox"/> SISTER	<input type="checkbox"/> MOTHER-IN-LAW	<input type="checkbox"/> HIRED MAN			
<input type="checkbox"/> FATHER	<input type="checkbox"/> SON-IN-LAW	<input type="checkbox"/> ROOMER			
<input type="checkbox"/> MOTHER	<input type="checkbox"/> DAUGHTER-IN-LAW	<input type="checkbox"/> SERVANT			
<input type="checkbox"/> GRANDSON	<input type="checkbox"/> BROTHER-IN-LAW	<input type="checkbox"/> OTHER (Specify)			
<input checked="" type="checkbox"/> GRANDDAUGHTER	<input type="checkbox"/> SISTER-IN-LAW				
<input type="checkbox"/> GRANDCHILD	<input type="checkbox"/> ORPHAN				

FORM 10.637
1910 CENSUS INDEX - INDIVIDUAL

U.S. DEPARTMENT OF COMMERCE
BUREAU OF THE CENSUS

10300		NAME OF INDIVIDUAL		TEXAS	
COLOR	W	AGE	59	BIRTHPLACE	Wood Mary M
COUNTY			Edwards	CITY	
ENUMERATED WITH			Wood Edward F		
RELATIONSHIP TO ABOVE					
<input type="checkbox"/> SON	<input type="checkbox"/> NEPHEW	<input type="checkbox"/> STEPSON			
<input type="checkbox"/> DAUGHTER	<input type="checkbox"/> NIECE	<input type="checkbox"/> STEPDAUGHTER			
<input type="checkbox"/> BROTHER	<input type="checkbox"/> FATHER-IN-LAW	<input type="checkbox"/> COUSIN			
<input type="checkbox"/> SISTER	<input type="checkbox"/> MOTHER-IN-LAW	<input type="checkbox"/> HIRED MAN			
<input type="checkbox"/> FATHER	<input type="checkbox"/> SON-IN-LAW	<input type="checkbox"/> ROOMER			
<input checked="" type="checkbox"/> MOTHER	<input type="checkbox"/> DAUGHTER-IN-LAW	<input type="checkbox"/> SERVANT			
<input type="checkbox"/> GRANDSON	<input type="checkbox"/> BROTHER-IN-LAW	<input type="checkbox"/> OTHER (Specify)			
<input type="checkbox"/> GRANDDAUGHTER	<input type="checkbox"/> SISTER-IN-LAW				
<input type="checkbox"/> GRANDCHILD	<input type="checkbox"/> ORPHAN				

FORM 10 637

1910 CENSUS INDEX - INDIVIDUAL

U. S. DEPARTMENT OF COMMERCE
BUREAU OF THE CENSUS

W300		NAME OF INDIVIDUAL		TEXAS	
W		W. White, Mary M	E.D.	172	SHEET
28		BIRTHPLACE	VOL.		115
Lampasas		CITY		92	
ENUMERATED WITH.					
Ray, W. A.					
RELATIONSHIP TO ABOVE					
<input type="checkbox"/> SON	<input type="checkbox"/> NEPHEW	<input type="checkbox"/> STEPSON			
<input checked="" type="checkbox"/> DAUGHTER	<input type="checkbox"/> NIECE	<input type="checkbox"/> STEPDAUGHTER			
<input type="checkbox"/> BROTHER	<input type="checkbox"/> FATHER-IN-LAW	<input type="checkbox"/> COUSIN			
<input type="checkbox"/> SISTER	<input type="checkbox"/> MOTHER-IN-LAW	<input type="checkbox"/> HIRED MAN			
<input type="checkbox"/> FATHER	<input type="checkbox"/> SON-IN-LAW	<input type="checkbox"/> ROOMER			
<input type="checkbox"/> MOTHER	<input type="checkbox"/> DAUGHTER-IN-LAW	<input type="checkbox"/> SERVANT			
<input type="checkbox"/> GRANDSON	<input type="checkbox"/> BROTHER-IN-LAW	<input type="checkbox"/> OTHER (Specify)			
<input type="checkbox"/> GRANDDAUGHTER	<input type="checkbox"/> SISTER-IN-LAW				
<input type="checkbox"/> GRANDCHILD	<input type="checkbox"/> ORPHAN				

FORM 10-637
 1910 CENSUS INDEX - INDIVIDUAL

U.S. DEPARTMENT OF COMMERCE
 BUREAU OF THE CENSUS

TEXAS

W 300		NAME OF INDIVIDUAL		E.O.		SHEET	
W		W Suite, Mary M		103		50	
COLOR		AGE		BIRTHPLACE		VOL.	
W		38		Arb		66	
COUNTY				CITY			
Harris				Houston			
ENUMERATED WITH							
no husband shown							
RELATIONSHIP TO ABOVE							
<input type="checkbox"/> SON	<input type="checkbox"/> NEPHEW	<input type="checkbox"/> STEPSON					
<input type="checkbox"/> DAUGHTER	<input type="checkbox"/> NIECE	<input type="checkbox"/> STEPDAUGHTER					
<input type="checkbox"/> BROTHER	<input type="checkbox"/> FATHER-IN-LAW	<input type="checkbox"/> COUSIN					
<input type="checkbox"/> SISTER	<input type="checkbox"/> MOTHER-IN-LAW	<input type="checkbox"/> HIRED MAN					
<input type="checkbox"/> FATHER	<input type="checkbox"/> SON-IN-LAW	<input checked="" type="checkbox"/> ROOMER					
<input type="checkbox"/> MOTHER	<input type="checkbox"/> DAUGHTER-IN-LAW	<input type="checkbox"/> SERVANT					
<input type="checkbox"/> GRANDSON	<input type="checkbox"/> BROTHER-IN-LAW	<input type="checkbox"/> OTHER (Specify)					
<input type="checkbox"/> GRANDDAUGHTER	<input type="checkbox"/> SISTER-IN-LAW						
<input type="checkbox"/> GRANDCHILD	<input type="checkbox"/> ORPHAN						

FORM 10-637

1910 CENSUS INDEX - INDIVIDUAL

U.S. DEPARTMENT OF COMMERCE
BUREAU OF THE CENSUS

			TEXAS		
W.300	NAME OF INDIVIDUAL Wood, Mary, M.			E.D. 67	SHEET 164
COLOR W.	AGE 71	BIRTHPLACE Ind.		VOL. 125	
COUNTY		Smith	CITY Tyler		
ENUMERATED WITH Annemarie, Ezra C.					
RELATIONSHIP TO ABOVE					
<input type="checkbox"/> SON <input type="checkbox"/> DAUGHTER <input type="checkbox"/> BROTHER <input type="checkbox"/> SISTER <input type="checkbox"/> FATHER <input type="checkbox"/> MOTHER <input type="checkbox"/> GRANDSON <input type="checkbox"/> GRANDDAUGHTER <input type="checkbox"/> GRANDCHILD		<input type="checkbox"/> NEPHEW <input type="checkbox"/> NIECE <input type="checkbox"/> FATHER-IN-LAW <input type="checkbox"/> MOTHER-IN-LAW <input type="checkbox"/> SON-IN-LAW <input type="checkbox"/> DAUGHTER-IN-LAW <input type="checkbox"/> BROTHER-IN-LAW <input type="checkbox"/> SISTER-IN-LAW <input type="checkbox"/> ORPHAN		<input type="checkbox"/> STEPSON <input type="checkbox"/> STEPDAUGHTER <input type="checkbox"/> COUSIN <input type="checkbox"/> HIRED MAN <input checked="" type="checkbox"/> ROOMER <input type="checkbox"/> SERVANT <input type="checkbox"/> OTHER (Specify)	

FORM BC-627 (5-5-67)
FORMERLY 10-637

1910 CENSUS INDEX - INDIVIDUAL

U.S. DEPARTMENT OF COMMERCE
BUREAU OF THE CENSUS

W 300		NAME OF INDIVIDUAL <i>Wittie Mary L</i>		E.D. 238		SHEET 96	
COLOR <i>W</i>	AGE <i>66</i>	BIRTHPLACE <i>La</i>		VOL. <i>120</i>			
COUNTY <i>Shackelford</i>				CITY			
ENUMERATED WITH <i>Brooks Bert B</i>							
RELATIONSHIP TO ABOVE							
<input type="checkbox"/> SON	<input type="checkbox"/> NEPHEW	<input type="checkbox"/> STEPSON					
<input type="checkbox"/> DAUGHTER	<input type="checkbox"/> NIECE	<input type="checkbox"/> STEPDAUGHTER					
<input type="checkbox"/> BROTHER	<input type="checkbox"/> FATHER-IN-LAW	<input type="checkbox"/> COUSIN					
<input type="checkbox"/> SISTER	<input type="checkbox"/> MOTHER-IN-LAW	<input type="checkbox"/> HIRED MAN					
<input type="checkbox"/> FATHER	<input type="checkbox"/> SON-IN-LAW	<input type="checkbox"/> ROOMER					
<input checked="" type="checkbox"/> MOTHER	<input type="checkbox"/> DAUGHTER-IN-LAW	<input type="checkbox"/> SERVANT					
<input type="checkbox"/> GRANDSON	<input type="checkbox"/> BROTHER-IN-LAW	<input type="checkbox"/> OTHER (Specify)					
<input type="checkbox"/> GRANDDAUGHTER	<input type="checkbox"/> SISTER-IN-LAW						
<input type="checkbox"/> GRANDCHILD	<input type="checkbox"/> ORPHAN						

FORM 10-637 (4-10-63)

1910 CENSUS INDEX - INDIVIDUAL

U.S. DEPARTMENT OF COMMERCE
BUREAU OF THE CENSUS

• GPO : 1902 O-641425

W300		NAME OF INDIVIDUAL <i>Wyntha Mary Lou</i>		E.D.	SHEET
COLOR <i>W</i>	AGE <i>23</i>	BIRTHPLACE		<i>68</i>	<i>168</i>
COUNTY <i>Dallas</i>			CITY <i>Dallas</i>		
ENUMERATED WITH <i>McMannis James W</i>					
RELATIONSHIP TO ABOVE					
<input type="checkbox"/> SON	<input type="checkbox"/> NEPHEW	<input type="checkbox"/> STEPSON			
<input type="checkbox"/> DAUGHTER	<input type="checkbox"/> NIECE	<input type="checkbox"/> STEPDAUGHTER			
<input type="checkbox"/> BROTHER	<input type="checkbox"/> FATHER-IN-LAW	<input type="checkbox"/> COUSIN			
<input type="checkbox"/> SISTER	<input type="checkbox"/> MOTHER-IN-LAW	<input type="checkbox"/> HIRED MAN			
<input type="checkbox"/> FATHER	<input type="checkbox"/> SON-IN-LAW	<input checked="" type="checkbox"/> ROOMER			
<input type="checkbox"/> MOTHER	<input type="checkbox"/> DAUGHTER-IN-LAW	<input type="checkbox"/> SERVANT			
<input type="checkbox"/> GRANDSON	<input type="checkbox"/> BROTHER-IN-LAW	<input type="checkbox"/> OTHER (Specify)			
<input type="checkbox"/> GRANDDAUGHTER	<input type="checkbox"/> SISTER-IN-LAW				
<input type="checkbox"/> GRANDCHILD	<input type="checkbox"/> ORPHAN				

FORM 10 637
1910 CENSUS INDEX - INDIVIDUAL

TEXAS
U.S. DEPARTMENT OF COMMERCE
BUREAU OF THE CENSUS

TEXAS

W 360		NAME OF INDIVIDUAL <i>White Mary L</i>		E.D.	SHEET
COLOR <i>B</i>	AGE <i>4</i>	BIRTHPLACE		<i>19</i>	<i>20</i>
COUNTY <i>Burleson</i>			CITY		
ENUMERATED WITH <i>Malone William</i>					
RELATIONSHIP TO ABOVE					
<input type="checkbox"/> SON	<input type="checkbox"/> NEPHEW	<input type="checkbox"/> STEPSON			
<input type="checkbox"/> DAUGHTER	<input type="checkbox"/> NIECE	<input type="checkbox"/> STEPDAUGHTER			
<input type="checkbox"/> BROTHER	<input type="checkbox"/> FATHER-IN-LAW	<input type="checkbox"/> COUSIN			
<input type="checkbox"/> SISTER	<input type="checkbox"/> MOTHER-IN-LAW	<input type="checkbox"/> HIRED MAN			
<input type="checkbox"/> FATHER	<input type="checkbox"/> SON-IN-LAW	<input type="checkbox"/> ROOMER			
<input type="checkbox"/> MOTHER	<input type="checkbox"/> DAUGHTER-IN-LAW	<input type="checkbox"/> SERVANT			
<input type="checkbox"/> GRANDSON	<input type="checkbox"/> BROTHER-IN-LAW	<input type="checkbox"/> OTHER (<i>Specify</i>)			
<input checked="" type="checkbox"/> GRANDDAUGHTER	<input type="checkbox"/> SISTER-IN-LAW				
<input type="checkbox"/> GRANDCHILD	<input type="checkbox"/> ORPHAN				

FORM 10-637

1910 CENSUS INDEX - INDIVIDUAL

U.S. DEPARTMENT OF COMMERCE
BUREAU OF THE CENSUS

TEXAS

W300		NAME OF INDIVIDUAL Walt Mary L		E.D. 129	SHEET 122
COLOR 13	AGE 9	BIRTHPLACE		VOL. 93	
COUNTY -	Lavaca	1	CITY		
ENUMERATED WITH Hogrove Lizzie					
RELATIONSHIP TO ABOVE					
<input type="checkbox"/> SON	<input type="checkbox"/> NEPHEW	<input type="checkbox"/> STEPSON			
<input checked="" type="checkbox"/> DAUGHTER	<input type="checkbox"/> NIECE	<input type="checkbox"/> STEPDAUGHTER			
<input type="checkbox"/> BROTHER	<input type="checkbox"/> FATHER-IN-LAW	<input type="checkbox"/> COUSIN			
<input type="checkbox"/> SISTER	<input type="checkbox"/> MOTHER-IN-LAW	<input type="checkbox"/> HIRED MAN			
<input type="checkbox"/> FATHER	<input type="checkbox"/> SON-IN-LAW	<input type="checkbox"/> ROOMER			
<input type="checkbox"/> MOTHER	<input type="checkbox"/> DAUGHTER-IN-LAW	<input type="checkbox"/> SERVANT			
<input type="checkbox"/> GRANDSON	<input type="checkbox"/> BROTHER-IN-LAW	<input type="checkbox"/> OTHER (Specify)			
<input type="checkbox"/> GRANDDAUGHTER	<input type="checkbox"/> SISTER-IN-LAW				
<input type="checkbox"/> GRANDCHILD	<input type="checkbox"/> ORPHAN				

FORM 10-637
1910 CENSUS INDEX - INDIVIDUAL

U. S. DEPARTMENT OF COMMERCE
BUREAU OF THE CENSUS

TEXAS

W 300	NAME OF INDIVIDUAL <i>Wood Mary L.</i>		E.D. 49	SHEET 69
COLOR <i>W</i>	AGE 8	BIRTHPLACE	VOL. 71	
COUNTY <i>Harrison</i>		CITY <i>Marshall</i>		
ENUMERATED WITH <i>Wood Rebecca B.</i>				
RELATIONSHIP TO ABOVE				
<input type="checkbox"/> SON	<input type="checkbox"/> NEPHEW	<input type="checkbox"/> STEPSON		
<input type="checkbox"/> DAUGHTER	<input type="checkbox"/> NIECE	<input type="checkbox"/> STEPDAUGHTER		
<input type="checkbox"/> BROTHER	<input type="checkbox"/> FATHER-IN-LAW	<input type="checkbox"/> COUSIN		
<input type="checkbox"/> SISTER	<input type="checkbox"/> MOTHER-IN-LAW	<input type="checkbox"/> HIRED MAN		
<input type="checkbox"/> FATHER	<input type="checkbox"/> SON-IN-LAW	<input type="checkbox"/> ROOMER		
<input type="checkbox"/> MOTHER	<input type="checkbox"/> DAUGHTER-IN-LAW	<input type="checkbox"/> SERVANT		
<input type="checkbox"/> GRANDSON	<input type="checkbox"/> BROTHER-IN-LAW	<input checked="" type="checkbox"/> OTHER (Specify)		
<input type="checkbox"/> GRANDDAUGHTER	<input type="checkbox"/> SISTER-IN-LAW	<i>ad</i>		
<input type="checkbox"/> GRANDCHILD	<input type="checkbox"/> ORPHAN			

FORM 10.637
1910 CENSUS INDEX - INDIVIDUAL

U. S. DEPARTMENT OF COMMERCE
BUREAU OF THE CENSUS

TEXAS

W 300		NAME OF INDIVIDUAL		E.O.	SHEET
w		Wood, Mary L.		42	193
COLOR	AGE	BIRTHPLACE		VOL.	
	78	-		94	
COUNTY			CITY		
Limestone			Mexico		
ENUMERATED WITH					
Brain, Follie A.					
RELATIONSHIP TO ABOVE					
<input type="checkbox"/> SON	<input type="checkbox"/> NEPHEW	<input type="checkbox"/> STEPSON			
<input type="checkbox"/> DAUGHTER	<input type="checkbox"/> NIECE	<input type="checkbox"/> STEPDAUGHTER			
<input type="checkbox"/> BROTHER	<input type="checkbox"/> FATHER-IN-LAW	<input type="checkbox"/> COUSIN			
<input type="checkbox"/> SISTER	<input type="checkbox"/> MOTHER-IN-LAW	<input type="checkbox"/> HIRED MAN			
<input type="checkbox"/> FATHER	<input type="checkbox"/> SON-IN-LAW	<input checked="" type="checkbox"/> ROOMER			
<input type="checkbox"/> MOTHER	<input type="checkbox"/> DAUGHTER-IN-LAW	<input type="checkbox"/> SERVANT			
<input type="checkbox"/> GRANDSON	<input type="checkbox"/> BROTHER-IN-LAW	<input type="checkbox"/> OTHER (Specify)			
<input type="checkbox"/> GRANDDAUGHTER	<input type="checkbox"/> SISTER-IN-LAW				
<input type="checkbox"/> GRANDCHILD	<input type="checkbox"/> ORPHAN				

FORM 10-637
1910 CENSUS INDEX - INDIVIDUAL

U.S. DEPARTMENT OF COMMERCE
BUREAU OF THE CENSUS

TEXAS

W300	NAME OF INDIVIDUAL White		Mary J.	E.D. 158	SHEET 91
COLOR W -	AGE 48	BIRTHPLACE		VOL.	75
COUNTY Hill		CITY			
ENUMERATED WITH McCrory James H.					
RELATIONSHIP TO ABOVE					
<input type="checkbox"/> SON	<input type="checkbox"/> NEPHEW	<input type="checkbox"/> STEPSON			
<input type="checkbox"/> DAUGHTER	<input type="checkbox"/> NIECE	<input type="checkbox"/> STEPDAUGHTER			
<input type="checkbox"/> BROTHER	<input type="checkbox"/> FATHER-IN-LAW	<input type="checkbox"/> COUSIN			
<input type="checkbox"/> SISTER	<input checked="" type="checkbox"/> MOTHER-IN-LAW	<input type="checkbox"/> HIRED MAN			
<input type="checkbox"/> FATHER	<input type="checkbox"/> SON-IN-LAW	<input type="checkbox"/> ROOMER			
<input type="checkbox"/> MOTHER	<input type="checkbox"/> DAUGHTER-IN-LAW	<input type="checkbox"/> SERVANT			
<input type="checkbox"/> GRANDSON	<input type="checkbox"/> BROTHER-IN-LAW	<input type="checkbox"/> OTHER (Specify)			
<input type="checkbox"/> GRANDDAUGHTER	<input type="checkbox"/> SISTER-IN-LAW				
<input type="checkbox"/> GRANDCHILD	<input type="checkbox"/> ORPHAN				

FORM 10-637
1910 CENSUS INDEX - INDIVIDUAL

U. S. DEPARTMENT OF COMMERCE
BUREAU OF THE CENSUS

W 300		NAME OF INDIVIDUAL <i>White Mary J</i>		TEXAS	
COLOR <i>W</i>	AGE <i>40</i>	BIRTHPLACE <i>MJ</i>	E.O. <i>21</i>	SHEET <i>186</i>	
COUNTY <i>Bexar</i>		CITY <i>San Antonio</i>		VOL.	
ENUMERATED WITH <i>Juttle Evelyn P</i>					
RELATIONSHIP TO ABOVE					
<input type="checkbox"/> SON	<input type="checkbox"/> NEPHEW	<input type="checkbox"/> STEPSON			
<input type="checkbox"/> DAUGHTER	<input type="checkbox"/> NIECE	<input type="checkbox"/> STEPDAUGHTER			
<input type="checkbox"/> BROTHER	<input type="checkbox"/> FATHER-IN-LAW	<input type="checkbox"/> COUSIN			
<input type="checkbox"/> SISTER	<input type="checkbox"/> MOTHER-IN-LAW	<input type="checkbox"/> HIRED MAN			
<input type="checkbox"/> FATHER	<input type="checkbox"/> SON-IN-LAW	<input checked="" type="checkbox"/> ROOMER			
<input type="checkbox"/> MOTHER	<input type="checkbox"/> DAUGHTER-IN-LAW	<input type="checkbox"/> SERVANT			
<input type="checkbox"/> GRANDSON	<input type="checkbox"/> BROTHER-IN-LAW	<input type="checkbox"/> OTHER (Specify)			
<input type="checkbox"/> GRANDDAUGHTER	<input type="checkbox"/> SISTER-IN-LAW				
<input type="checkbox"/> GRANDCHILD	<input type="checkbox"/> ORPHAN				

FORM 10-637
1910 CENSUS INDEX - INDIVIDUAL

U.S. DEPARTMENT OF COMMERCE
BUREAU OF THE CENSUS

TEXAS

U300		NAME OF INDIVIDUAL <i>White Mary J</i>		E.D. <i>32</i>	SHEET <i>159</i>
COLOR <i>W</i>	AGE <i>38</i>	BIRTHPLACE <i>Ill</i>		VOL. <i>12</i>	
COUNTY <i>Bexar</i>			CITY <i>San Antonio</i>		
ENUMERATED WITH <i>Digger James</i>					
RELATIONSHIP TO ABOVE					
<input type="checkbox"/> SON	<input type="checkbox"/> NEPHEW	<input type="checkbox"/> STEPSON			
<input type="checkbox"/> DAUGHTER	<input type="checkbox"/> NIECE	<input type="checkbox"/> STEPDAUGHTER			
<input type="checkbox"/> BROTHER	<input type="checkbox"/> FATHER-IN-LAW	<input type="checkbox"/> COUSIN			
<input type="checkbox"/> SISTER	<input type="checkbox"/> MOTHER-IN-LAW	<input type="checkbox"/> HIRED MAN			
<input type="checkbox"/> FATHER	<input type="checkbox"/> SON-IN-LAW	<input checked="" type="checkbox"/> ROOMER			
<input type="checkbox"/> MOTHER	<input type="checkbox"/> DAUGHTER-IN-LAW	<input type="checkbox"/> SERVANT			
<input type="checkbox"/> GRANDSON	<input type="checkbox"/> BROTHER-IN-LAW	<input type="checkbox"/> OTHER (<i>Specify</i>)			
<input type="checkbox"/> GRANDDAUGHTER	<input type="checkbox"/> SISTER-IN-LAW				
<input type="checkbox"/> GRANDCHILD	<input type="checkbox"/> ORPHAN				

FORM 10 637
1910 CENSUS INDEX - INDIVIDUAL

U. S. DEPARTMENT OF COMMERCE
BUREAU OF THE CENSUS

TEXAS

U300		NAME OF INDIVIDUAL		white Mary G		E.D.		SHEET	
COLOR		AGE		BIRTHPLACE		VOL.			
W		68		Del		2			
COUNTY				CITY					
Archer									
ENUMERATED WITH									
white Smith L									
RELATIONSHIP TO ABOVE									
<input type="checkbox"/> SON <input type="checkbox"/> DAUGHTER <input type="checkbox"/> BROTHER <input checked="" type="checkbox"/> SISTER <input checked="" type="checkbox"/> FATHER <input type="checkbox"/> MOTHER <input type="checkbox"/> GRANDSON <input type="checkbox"/> GRANDDAUGHTER <input type="checkbox"/> GRANDCHILD			<input type="checkbox"/> NEPHEW <input type="checkbox"/> NIECE <input type="checkbox"/> FATHER-IN-LAW <input type="checkbox"/> MOTHER-IN-LAW <input type="checkbox"/> SON-IN-LAW <input type="checkbox"/> DAUGHTER-IN-LAW <input checked="" type="checkbox"/> BROTHER-IN-LAW <input type="checkbox"/> SISTER-IN-LAW <input type="checkbox"/> ORPHAN			<input type="checkbox"/> STEPSON <input type="checkbox"/> STEPDAUGHTER <input type="checkbox"/> COUSIN <input type="checkbox"/> HIRED MAN <input type="checkbox"/> ROOMER <input type="checkbox"/> SERVANT <input type="checkbox"/> OTHER (Specify)			

FORM 10-632

1910 CENSUS INDEX - INDIVIDUAL

U. S. DEPARTMENT OF COMMERCE
BUREAU OF THE CENSUS

TEXAS

W300		NAME OF INDIVIDUAL <i>Wyatt Mary J</i>		E.D. 12	SHEET 3
COLOR <i>W.</i>	AGE 93	BIRTHPLACE <i>Tenn</i>		VOL. 26	
COUNTY			CITY		
ENUMERATED WITH <i>Dollin</i>					
RELATIONSHIP TO ABOVE <i>Wyatt William J</i>					
<input type="checkbox"/> SON	<input type="checkbox"/> NEPHEW	<input type="checkbox"/> STEPSON			
<input type="checkbox"/> DAUGHTER	<input type="checkbox"/> NIECE	<input type="checkbox"/> STEPDAUGHTER			
<input type="checkbox"/> BROTHER	<input type="checkbox"/> FATHER-IN-LAW	<input type="checkbox"/> COUSIN			
<input type="checkbox"/> SISTER	<input type="checkbox"/> MOTHER-IN-LAW	<input type="checkbox"/> HIRED MAN			
<input type="checkbox"/> FATHER	<input type="checkbox"/> SON-IN-LAW	<input type="checkbox"/> ROOMER			
<input checked="" type="checkbox"/> MOTHER	<input type="checkbox"/> DAUGHTER-IN-LAW	<input type="checkbox"/> SERVANT			
<input type="checkbox"/> GRANDSON	<input type="checkbox"/> BROTHER-IN-LAW	<input type="checkbox"/> OTHER (<i>Specify</i>)			
<input type="checkbox"/> GRANDDAUGHTER	<input type="checkbox"/> SISTER-IN-LAW				
<input type="checkbox"/> GRANDCHILD	<input type="checkbox"/> ORPHAN				

FORM 10 637
1910 CENSUS INDEX - INDIVIDUAL

U.S. DEPARTMENT OF COMMERCE
BUREAU OF THE CENSUS

TEXAS

W 300	NAME OF INDIVIDUAL Wood Mary J		E.O.	SHEET
COLOR W	AGE 10 ⁺	BIRTHPLACE	195	157
COUNTY McCulloch			VOL. 96	
CITY				
ENUMERATED WITH - Wood Joe				
RELATIONSHIP TO ABOVE				
<input type="checkbox"/> SON	<input type="checkbox"/> NEPHEW	<input type="checkbox"/> STEPSON		
<input type="checkbox"/> DAUGHTER	<input type="checkbox"/> NIECE	<input type="checkbox"/> STEPDAUGHTER		
<input type="checkbox"/> BROTHER	<input type="checkbox"/> FATHER-IN-LAW	<input type="checkbox"/> COUSIN		
<input type="checkbox"/> SISTER	<input type="checkbox"/> MOTHER-IN-LAW	<input type="checkbox"/> HIRED MAN		
<input type="checkbox"/> FATHER	<input type="checkbox"/> SON-IN-LAW	<input type="checkbox"/> ROOMER		
<input type="checkbox"/> MOTHER	<input type="checkbox"/> DAUGHTER-IN-LAW	<input type="checkbox"/> SERVANT		
<input type="checkbox"/> GRANDSON	<input type="checkbox"/> BROTHER-IN-LAW	<input type="checkbox"/> OTHER (Specify)		
<input checked="" type="checkbox"/> GRANDDAUGHTER	<input type="checkbox"/> SISTER-IN-LAW			
<input type="checkbox"/> GRANDCHILD	<input type="checkbox"/> ORPHAN			

FORM 10.637
1910 CENSUS INDEX - INDIVIDUAL

U. S. DEPARTMENT OF COMMERCE
BUREAU OF THE CENSUS

TEXAS

W300		HEAD OF FAMILY		E.D.	SHEET
COLOR	AGE	BIRTHPLACE		143	52
COUNTY	Ellis		CITY	VOL. 46	
OTHER MEMBERS OF FAMILY					
NAME	RELATIONSHIP	AGE	BIRTHPLACE		
1. William D.		18			

FORM 10-636
 1910 CENSUS INDEX - FAMILY

U.S. DEPARTMENT OF COMMERCE
 BUREAU OF THE CENSUS

TEXAS

14300		NAME OF INDIVIDUAL		E.D.	SHEET
White		Mary J		121	213
COLOR	AGE	BIRTHPLACE	VOL.		
W	66	La	140		
COUNTY	Van Zandt		CITY		
ENUMERATED WITH					
White Pearl R					
RELATIONSHIP TO ABOVE					
<input type="checkbox"/> SON	<input type="checkbox"/> NEPHEW	<input type="checkbox"/> STEPSON			
<input type="checkbox"/> DAUGHTER	<input type="checkbox"/> NIECE	<input type="checkbox"/> STEPDAUGHTER			
<input type="checkbox"/> BROTHER	<input type="checkbox"/> FATHER-IN-LAW	<input type="checkbox"/> COUSIN			
<input type="checkbox"/> SISTER	<input type="checkbox"/> MOTHER-IN-LAW	<input type="checkbox"/> HIRED MAN			
<input type="checkbox"/> FATHER	<input type="checkbox"/> SON-IN-LAW	<input type="checkbox"/> ROOMER			
<input checked="" type="checkbox"/> MOTHER	<input type="checkbox"/> DAUGHTER-IN-LAW	<input type="checkbox"/> SERVANT			
<input type="checkbox"/> GRANDSON	<input type="checkbox"/> BROTHER-IN-LAW	<input type="checkbox"/> OTHER (Specify)			
<input type="checkbox"/> GRANDDAUGHTER	<input type="checkbox"/> SISTER-IN-LAW				
<input type="checkbox"/> GRANDCHILD	<input type="checkbox"/> ORPHAN				

FORM BC-627 (5-5-67)
FORMERLY 10-637

1910 CENSUS INDEX - INDIVIDUAL

U.S. DEPARTMENT OF COMMERCE
BUREAU OF THE CENSUS

TEXAS

W. S. C.		HEAD OF FAMILY		White Mary J.		E.D.	SHEET
COLOR	W	AGE	54	BIRTHPLACE		59	14
COUNTY	Cooke			CITY		VOL. 31	
OTHER MEMBERS OF FAMILY							
NAME		RELATIONSHIP	AGE	BIRTHPLACE			
Henry		S	24				
Lena		D	20				
McKinley		S	16				
Homer		S	14				

FORM 10-636
1910 CENSUS INDEX - FAMILY

U.S. DEPARTMENT OF COMMERCE
BUREAU OF THE CENSUS

TEXAS

W300		NAME OF INDIVIDUAL White, Mary J		E.D. 76	SHEET 374
COLOR W	AGE 25	BIRTHPLACE Mo		VOL. 45	
COUNTY			CITY		
ENUMERATED WITH Glenn, William P					
RELATIONSHIP TO ABOVE					
<input type="checkbox"/> SON	<input type="checkbox"/> NEPHEW	<input type="checkbox"/> STEPSON			
<input type="checkbox"/> DAUGHTER	<input type="checkbox"/> NIECE	<input type="checkbox"/> STEPDAUGHTER			
<input type="checkbox"/> BROTHER	<input type="checkbox"/> FATHER-IN-LAW	<input type="checkbox"/> COUSIN			
<input type="checkbox"/> SISTER	<input type="checkbox"/> MOTHER-IN-LAW	<input type="checkbox"/> HIRED MAN			
<input type="checkbox"/> FATHER	<input type="checkbox"/> SON-IN-LAW	<input checked="" type="checkbox"/> ROOMER			
<input type="checkbox"/> MOTHER	<input type="checkbox"/> DAUGHTER-IN-LAW	<input type="checkbox"/> SERVANT			
<input type="checkbox"/> GRANDSON	<input type="checkbox"/> BROTHER-IN-LAW	<input type="checkbox"/> OTHER (Specify)			
<input type="checkbox"/> GRANDDAUGHTER	<input type="checkbox"/> SISTER-IN-LAW				
<input type="checkbox"/> GRANDCHILD	<input type="checkbox"/> ORPHAN				

FORM 10-637
1910 CENSUS INDEX - INDIVIDUAL

U. S. DEPARTMENT OF COMMERCE
BUREAU OF THE CENSUS

TEXAS

HEAD OF FAMILY		E.O.		SHEET	
Wood, Mary J		82		178	
COLOR	AGE	BIRTHPLACE		VOL.	
Wm	84	La		59	
COUNTY	Gonzales			CITY Gonzales	
OTHER MEMBERS OF FAMILY					
NAME		RELATIONSHIP	AGE	BIRTHPLACE	
Living alone					

FORM 10 636
1910 CENSUS INDEX - FAMILY

U.S. DEPARTMENT OF COMMERCE
BUREAU OF THE CENSUS

TEXAS

500	HEAD OF FAMILY		Wibute Mary J.		E. D.	SHEET
COLOR	AGE	BIRTHPLACE		VOL.		
W	82	Ky		148		
COUNTY			CITY			
Wise			Decatur			
OTHER MEMBERS OF FAMILY						
NAME		RELATIONSHIP	AGE	BIRTHPLACE		
James W. Wibute		S	56	Ky		
Francis		S	64	/		

FORM 10 636
1910 CENSUS INDEX - FAMILY

U. S. DEPARTMENT OF COMMERCE
BUREAU OF THE CENSUS

TEXAS

W 200	NAME OF INDIVIDUAL <i>White, Mary J</i>		E.D. 135	SHEET 52
COLOR <i>White</i>	AGE 15	BIRTHPLACE	VOL. 119	
COUNTY	Sabine		CITY	
ENUMERATED WITH <i>Sneed, Henry</i>				
RELATIONSHIP TO ABOVE				
<input type="checkbox"/> SON	<input type="checkbox"/> NEPHEW	<input type="checkbox"/> STEPSON		
<input type="checkbox"/> DAUGHTER	<input type="checkbox"/> WIFE	<input type="checkbox"/> STEPDAUGHTER		
<input type="checkbox"/> BROTHER	<input type="checkbox"/> FATHER-IN-LAW	<input type="checkbox"/> COUSIN		
<input type="checkbox"/> SISTER	<input type="checkbox"/> MOTHER-IN-LAW	<input type="checkbox"/> HIRED MAN		
<input type="checkbox"/> FATHER	<input type="checkbox"/> SON-IN-LAW	<input type="checkbox"/> ROOMER		
<input type="checkbox"/> MOTHER	<input type="checkbox"/> DAUGHTER-IN-LAW	<input type="checkbox"/> SERVANT		
<input type="checkbox"/> GRANDSON	<input type="checkbox"/> BROTHER-IN-LAW	<input type="checkbox"/> OTHER (Specify)		
<input type="checkbox"/> GRANDDAUGHTER	<input type="checkbox"/> SISTER-IN-LAW			
<input type="checkbox"/> GRANDCHILD	<input type="checkbox"/> ORPHAN			

FORM 10-637
1910 CENSUS INDEX - INDIVIDUAL

U.S. DEPARTMENT OF COMMERCE
BUREAU OF THE CENSUS

TEXAS

W 300	NAME OF INDIVIDUAL <i>White, Mary Jane</i>		E.D. 75	SHEET 98
COLOR W	AGE 14	BIRTHPLACE	VOL. 115	
COUNTY Parker		CITY		
ENUMERATED WITH <i>Mullis, James H.</i>				
RELATIONSHIP TO ABOVE				
<input type="checkbox"/> SON	<input type="checkbox"/> NEPHEW	<input type="checkbox"/> STEPSON		
<input type="checkbox"/> DAUGHTER	<input type="checkbox"/> NIECE	<input type="checkbox"/> STEPDAUGHTER		
<input type="checkbox"/> BROTHER	<input type="checkbox"/> FATHER-IN-LAW	<input type="checkbox"/> COUSIN		
<input type="checkbox"/> SISTER	<input type="checkbox"/> MOTHER-IN-LAW	<input type="checkbox"/> HIRED MAN		
<input type="checkbox"/> FATHER	<input type="checkbox"/> SON-IN-LAW	<input type="checkbox"/> ROOMER		
<input type="checkbox"/> MOTHER	<input type="checkbox"/> DAUGHTER-IN-LAW	<input type="checkbox"/> SERVANT		
<input type="checkbox"/> GRANDSON	<input type="checkbox"/> BROTHER-IN-LAW	<input checked="" type="checkbox"/> OTHER (Specify) <i>Ad Child</i>		
<input type="checkbox"/> GRANDDAUGHTER	<input type="checkbox"/> SISTER-IN-LAW			
<input type="checkbox"/> GRANDCHILD	<input type="checkbox"/> ORPHAN			

FORM 10 637

1910 CENSUS INDEX - INDIVIDUAL

U S DEPARTMENT OF COMMERCE
BUREAU OF THE CENSUS

TEXAS

20300		NAME OF INDIVIDUAL Witte, Mary J.		E.D. .25	SHEET 142
COLOR W	AGE 17	BIRTHPLACE		VOL. 53	
COUNTY Fort Bend		CITY			
ENUMERATED WITH Nanby, Radley P.					
RELATIONSHIP TO ABOVE					
<input type="checkbox"/> SON	<input type="checkbox"/> NEPHEW	<input type="checkbox"/> STEPSON			
<input type="checkbox"/> DAUGHTER	<input type="checkbox"/> NIECE	<input checked="" type="checkbox"/> STEPDAUGHTER			
<input type="checkbox"/> BROTHER	<input type="checkbox"/> FATHER-IN-LAW	<input type="checkbox"/> COUSIN			
<input type="checkbox"/> SISTER	<input type="checkbox"/> MOTHER-IN-LAW	<input type="checkbox"/> HIRED MAN			
<input type="checkbox"/> FATHER	<input type="checkbox"/> SON-IN-LAW	<input type="checkbox"/> ROOMER			
<input type="checkbox"/> MOTHER	<input type="checkbox"/> DAUGHTER-IN-LAW	<input type="checkbox"/> SERVANT			
<input type="checkbox"/> GRANDSON	<input type="checkbox"/> BROTHER-IN-LAW	<input type="checkbox"/> OTHER (Specify)			
<input type="checkbox"/> GRANDDAUGHTER	<input type="checkbox"/> SISTER-IN-LAW				
<input type="checkbox"/> GRANDCHILD	<input type="checkbox"/> ORPHAN				

FORM 10-637
1910 CENSUS INDEX - INDIVIDUAL

U.S. DEPARTMENT OF COMMERCE
BUREAU OF THE CENSUS

TEXAS

HEAD OF FAMILY		E.D.	SHEET
<i>W. Lute, Mary H.</i>		<i>131</i>	<i>12</i>
COLOR	AGE	BIRTHPLACE	
<i>W.</i>	<i>51</i>		
COUNTY		CITY	
<i>Sabine</i>			
OTHER MEMBERS OF FAMILY			
NAME	RELATIONSHIP	AGE	BIRTHPLACE
<i>Mary E.</i>	<i>D</i>	<i>22</i>	
<i>Archie B.</i>	<i>S</i>	<i>20</i>	
<i>Jesse A.</i>	<i>S</i>	<i>14</i>	
<i>Olive D.</i>	<i>D</i>	<i>10</i>	

FORM 10 636
1910 CENSUS INDEX - FAMILY

U.S. DEPARTMENT OF COMMERCE
BUREAU OF THE CENSUS

TEXAS

W300	NAME OF INDIVIDUAL White, Mary G		E.D. 118	SHEET 102
COLOR W	AGE Tarrant	BIRTHPLACE	VOL. 128	
COUNTY Tarrant		CITY Fort Worth		
ENUMERATED WITH Houses, Adn B				
RELATIONSHIP TO ABOVE				
<input type="checkbox"/> SON	<input type="checkbox"/> NEPHEW	<input type="checkbox"/> STEPSON		
<input type="checkbox"/> DAUGHTER	<input type="checkbox"/> NIECE	<input type="checkbox"/> STEPDAUGHTER		
<input type="checkbox"/> BROTHER	<input type="checkbox"/> FATHER-IN-LAW	<input type="checkbox"/> COUSIN		
<input type="checkbox"/> SISTER	<input type="checkbox"/> MOTHER-IN-LAW	<input type="checkbox"/> HIRED MAN		
<input type="checkbox"/> FATHER	<input type="checkbox"/> SON-IN-LAW	<input checked="" type="checkbox"/> ROOMER		
<input type="checkbox"/> MOTHER	<input type="checkbox"/> DAUGHTER-IN-LAW	<input type="checkbox"/> SERVANT		
<input type="checkbox"/> GRANDSON	<input type="checkbox"/> BROTHER-IN-LAW	<input type="checkbox"/> OTHER (Specify)		
<input type="checkbox"/> GRANDDAUGHTER	<input type="checkbox"/> SISTER-IN-LAW			
<input type="checkbox"/> GRANDCHILD	<input type="checkbox"/> ORPHAN			

FORM 10-637
1910 CENSUS INDEX - INDIVIDUAL

U.S. DEPARTMENT OF COMMERCE
BUREAU OF THE CENSUS

TEXAS

20' 300		NAME OF INDIVIDUAL Witt Mary G.		E.O. 71	SHEET 167
COLOR W	AGE 71	BIRTHPLACE		VOL. 115'	
COUNTY Parker			CITY		
ENUMERATED WITH Witt Mrs Martha J.					
RELATIONSHIP TO ABOVE					
<input type="checkbox"/> SON	<input type="checkbox"/> NEPHEW	<input type="checkbox"/> STEPSON			
<input type="checkbox"/> DAUGHTER	<input type="checkbox"/> NIECE	<input type="checkbox"/> STEPDAUGHTER			
<input type="checkbox"/> BROTHER	<input type="checkbox"/> FATHER-IN-LAW	<input type="checkbox"/> COUSIN			
<input type="checkbox"/> SISTER	<input type="checkbox"/> MOTHER-IN-LAW	<input type="checkbox"/> HIRED MAN			
<input type="checkbox"/> FATHER	<input type="checkbox"/> SON-IN-LAW	<input type="checkbox"/> ROOMER			
<input type="checkbox"/> MOTHER	<input type="checkbox"/> DAUGHTER-IN-LAW	<input type="checkbox"/> SERVANT			
<input checked="" type="checkbox"/> GRANDSON	<input type="checkbox"/> BROTHER-IN-LAW	<input type="checkbox"/> OTHER (Specify)			
<input type="checkbox"/> GRANDDAUGHTER	<input type="checkbox"/> SISTER-IN-LAW				
<input type="checkbox"/> GRANDCHILD	<input type="checkbox"/> ORPHAN				

FORM 10 637

1910 CENSUS INDEX - INDIVIDUAL

U. S. DEPARTMENT OF COMMERCE
BUREAU OF THE CENSUS

TEXAS

W300		HEAD OF FAMILY		White Mary F		E.D.	SHEET
COLOR	AGE	BIRTHPLACE				26	19
46	73	La				VOL.	27
COUNTY				CITY			
				Collin		Nevada	
OTHER MEMBERS OF FAMILY							
NAME			RELATIONSHIP	AGE	BIRTHPLACE		
None							

FORM 10-636
1910 CENSUS INDEX - FAMILY

U. S. DEPARTMENT OF COMMERCE
BUREAU OF THE CENSUS

TEXAS

6	300	HEAD OF FAMILY		E.D.	SHEET
		White, Mary J		79	128
COLOR	AGE	BIRTHPLACE		VOL.	
6	34	Ky		115	
COUNTY			CITY		
Parker					
OTHER MEMBERS OF FAMILY					
NAME		RELATIONSHIP	AGE	BIRTHPLACE	
Frank, William E		H	31		
William, Jr, Wm		M	16		

FORM 10 636
1910 CENSUS INDEX - FAMILY

U.S. DEPARTMENT OF COMMERCE
BUREAU OF THE CENSUS

TEXAS

U 300	NAME OF INDIVIDUAL <i>White Mary E.</i>		E.D. <i>108</i>	SHEET <i>296</i>
COLOR <i>W</i>	AGE <i>57</i>	BIRTHPLACE <i>ala.</i>	VOL. <i>72</i>	
COUNTY <i>1</i>		<i>Haskell</i>	CITY	
ENUMERATED WITH <i>Wiggins William J.</i>				
RELATIONSHIP TO ABOVE				
<input checked="" type="checkbox"/> SON	<input type="checkbox"/> NEPHEW	<input type="checkbox"/> STEPSON		
<input type="checkbox"/> DAUGHTER	<input type="checkbox"/> NIECE	<input type="checkbox"/> STEPDAUGHTER		
<input type="checkbox"/> BROTHER	<input type="checkbox"/> FATHER-IN-LAW	<input type="checkbox"/> COUSIN		
<input type="checkbox"/> SISTER	<input checked="" type="checkbox"/> MOTHER-IN-LAW	<input type="checkbox"/> HIRED MAN		
<input type="checkbox"/> FATHER	<input type="checkbox"/> SON-IN-LAW	<input type="checkbox"/> ROOMER		
<input type="checkbox"/> MOTHER	<input type="checkbox"/> DAUGHTER-IN-LAW	<input type="checkbox"/> SERVANT		
<input type="checkbox"/> GRANDSON	<input type="checkbox"/> BROTHER-IN-LAW	<input type="checkbox"/> OTHER (<i>Specify</i>)		
<input type="checkbox"/> GRANDDAUGHTER	<input type="checkbox"/> SISTER-IN-LAW			
<input type="checkbox"/> GRANDCHILD	<input type="checkbox"/> ORPHAN			

FORM 10-637
1910 CENSUS INDEX - INDIVIDUAL

U. S. DEPARTMENT OF COMMERCE
BUREAU OF THE CENSUS

TEXAS

W300	NAME OF INDIVIDUAL Wood, May E		E.D. 37	SHEET 16																											
COLOR W	AGE 62	BIRTHPLACE Tenn	VOL. 34																												
COUNTY Dallas	CITY Dallas																														
ENUMERATED WITH	Herring, Edward R																														
RELATIONSHIP TO ABOVE	<table border="0"> <tr> <td><input type="checkbox"/> SON</td> <td><input type="checkbox"/> NEPHEW</td> <td><input type="checkbox"/> STEPSON</td> </tr> <tr> <td><input type="checkbox"/> DAUGHTER</td> <td><input type="checkbox"/> NIECE</td> <td><input type="checkbox"/> STEPDAUGHTER</td> </tr> <tr> <td><input type="checkbox"/> BROTHER</td> <td><input type="checkbox"/> FATHER-IN-LAW</td> <td><input type="checkbox"/> COUSIN</td> </tr> <tr> <td><input type="checkbox"/> SISTER</td> <td><input checked="" type="checkbox"/> MOTHER-IN-LAW</td> <td><input type="checkbox"/> HIRED MAN</td> </tr> <tr> <td><input type="checkbox"/> FATHER</td> <td><input type="checkbox"/> SON-IN-LAW</td> <td><input type="checkbox"/> ROOMER</td> </tr> <tr> <td><input type="checkbox"/> MOTHER</td> <td><input type="checkbox"/> DAUGHTER-IN-LAW</td> <td><input type="checkbox"/> SERVANT</td> </tr> <tr> <td><input type="checkbox"/> GRANDSON</td> <td><input type="checkbox"/> BROTHER-IN-LAW</td> <td><input type="checkbox"/> OTHER (Specify)</td> </tr> <tr> <td><input type="checkbox"/> GRANDDAUGHTER</td> <td><input type="checkbox"/> SISTER-IN-LAW</td> <td></td> </tr> <tr> <td><input type="checkbox"/> GRANDCHILD</td> <td><input type="checkbox"/> ORPHAN</td> <td></td> </tr> </table>				<input type="checkbox"/> SON	<input type="checkbox"/> NEPHEW	<input type="checkbox"/> STEPSON	<input type="checkbox"/> DAUGHTER	<input type="checkbox"/> NIECE	<input type="checkbox"/> STEPDAUGHTER	<input type="checkbox"/> BROTHER	<input type="checkbox"/> FATHER-IN-LAW	<input type="checkbox"/> COUSIN	<input type="checkbox"/> SISTER	<input checked="" type="checkbox"/> MOTHER-IN-LAW	<input type="checkbox"/> HIRED MAN	<input type="checkbox"/> FATHER	<input type="checkbox"/> SON-IN-LAW	<input type="checkbox"/> ROOMER	<input type="checkbox"/> MOTHER	<input type="checkbox"/> DAUGHTER-IN-LAW	<input type="checkbox"/> SERVANT	<input type="checkbox"/> GRANDSON	<input type="checkbox"/> BROTHER-IN-LAW	<input type="checkbox"/> OTHER (Specify)	<input type="checkbox"/> GRANDDAUGHTER	<input type="checkbox"/> SISTER-IN-LAW		<input type="checkbox"/> GRANDCHILD	<input type="checkbox"/> ORPHAN	
<input type="checkbox"/> SON	<input type="checkbox"/> NEPHEW	<input type="checkbox"/> STEPSON																													
<input type="checkbox"/> DAUGHTER	<input type="checkbox"/> NIECE	<input type="checkbox"/> STEPDAUGHTER																													
<input type="checkbox"/> BROTHER	<input type="checkbox"/> FATHER-IN-LAW	<input type="checkbox"/> COUSIN																													
<input type="checkbox"/> SISTER	<input checked="" type="checkbox"/> MOTHER-IN-LAW	<input type="checkbox"/> HIRED MAN																													
<input type="checkbox"/> FATHER	<input type="checkbox"/> SON-IN-LAW	<input type="checkbox"/> ROOMER																													
<input type="checkbox"/> MOTHER	<input type="checkbox"/> DAUGHTER-IN-LAW	<input type="checkbox"/> SERVANT																													
<input type="checkbox"/> GRANDSON	<input type="checkbox"/> BROTHER-IN-LAW	<input type="checkbox"/> OTHER (Specify)																													
<input type="checkbox"/> GRANDDAUGHTER	<input type="checkbox"/> SISTER-IN-LAW																														
<input type="checkbox"/> GRANDCHILD	<input type="checkbox"/> ORPHAN																														

FORM 10-637
1910 CENSUS INDEX - INDIVIDUAL

U. S. DEPARTMENT OF COMMERCE
BUREAU OF THE CENSUS

TEXAS

W 300	HEAD OF FAMILY <i>White, Mary E.</i>		E.D. 4	SHEET 4
COLOR <i>W</i>	AGE <i>62</i>	BIRTHPLACE	VOL. 5	
COUNTY	<i>Bastrop</i>		CITY	
OTHER MEMBERS OF FAMILY				
NAME		RELATIONSHIP	AGE	BIRTHPLACE
<i>Newton</i>		<i>S</i>	<i>28</i>	
<i>Mellourn</i>		<i>S</i>	<i>22</i>	
<i>Mary</i>		<i>D</i>	<i>17</i>	
<i>John</i>		<i>S</i>	<i>14</i>	

FORM 10-636

1910 CENSUS INDEX - FAMILY

U.S. DEPARTMENT OF COMMERCE
BUREAU OF THE CENSUS

TEXAS

10305		HEAD OF FAMILY		E.D.	SHEET
		White Mary E		4	44
COLOR	AGE	BIRTHPLACE		VOL.	
	38	Mo		144	
COUNTY			CITY		
Wilson					
OTHER MEMBERS OF FAMILY					
NAME		RELATIONSHIP	AGE	BIRTHPLACE	
Mary		1	17		
Willie		D	14		
Mary		S	12		
Wilson		S	10		

FORM 10-636
1910 CENSUS INDEX - FAMILY

U. S. DEPARTMENT OF COMMERCE
BUREAU OF THE CENSUS

TEXAS

W300	NAME OF INDIVIDUAL <i>White, Mary E.</i>		E.D. <i>193</i>	SHEET <i>57</i>
COLOR <i>W</i>	AGE <i>59</i>	BIRTHPLACE <i>Ky</i>	VOL. <i>112</i>	
COUNTY <i>Potter</i>		CITY <i>Amarillo</i>		
ENUMERATED WITH <i>Vaughn Branon A.</i>				
RELATIONSHIP TO ABOVE				
<input type="checkbox"/> SON	<input type="checkbox"/> NEPHEW	<input type="checkbox"/> STEPSON		
<input type="checkbox"/> DAUGHTER	<input type="checkbox"/> NIECE	<input type="checkbox"/> STEPDAUGHTER		
<input type="checkbox"/> BROTHER	<input type="checkbox"/> FATHER-IN-LAW	<input type="checkbox"/> COUSIN		
<input type="checkbox"/> SISTER	<input type="checkbox"/> MOTHER-IN-LAW	<input type="checkbox"/> HIRED MAN		
<input type="checkbox"/> FATHER	<input type="checkbox"/> SON-IN-LAW	<input type="checkbox"/> ROOMER		
<input checked="" type="checkbox"/> MOTHER	<input type="checkbox"/> DAUGHTER-IN-LAW	<input type="checkbox"/> SERVANT		
<input type="checkbox"/> GRANDSON	<input type="checkbox"/> BROTHER-IN-LAW	<input type="checkbox"/> OTHER (<i>Specify</i>)		
<input type="checkbox"/> GRANDDAUGHTER	<input type="checkbox"/> SISTER-IN-LAW			
<input type="checkbox"/> GRANDCHILD	<input type="checkbox"/> ORPHAN			

FORM 10 637
1910 CENSUS INDEX - INDIVIDUAL

U S DEPARTMENT OF COMMERCE
BUREAU OF THE CENSUS

TEXAS

W306	NAME OF INDIVIDUAL <i>Wade, Mary E.</i>		E.D. 190	SHEET 470
COLOR <i>W</i>	AGE 47	BIRTHPLACE <i>Ala.</i>	VOL. 113	
COUNTY <i>Palo Pinto</i>		CITY <i>Mineral Wells</i>		
ENUMERATED WITH <i>William, Bailey B.</i>				
RELATIONSHIP TO ABOVE				
<input type="checkbox"/> SON	<input type="checkbox"/> NEPHEW	<input type="checkbox"/> STEPSON		
<input type="checkbox"/> DAUGHTER	<input type="checkbox"/> NIECE	<input type="checkbox"/> STEPDAUGHTER		
<input type="checkbox"/> BROTHER	<input type="checkbox"/> FATHER-IN-LAW	<input type="checkbox"/> COUSIN		
<input type="checkbox"/> SISTER	<input checked="" type="checkbox"/> MOTHER-IN-LAW	<input type="checkbox"/> HIRED MAN		
<input type="checkbox"/> FATHER	<input type="checkbox"/> SON-IN-LAW	<input type="checkbox"/> ROOMER		
<input type="checkbox"/> MOTHER	<input type="checkbox"/> DAUGHTER-IN-LAW	<input type="checkbox"/> SERVANT		
<input type="checkbox"/> GRANDSON	<input type="checkbox"/> BROTHER-IN-LAW	<input type="checkbox"/> OTHER (<i>Specify</i>)		
<input type="checkbox"/> GRANDDAUGHTER	<input type="checkbox"/> SISTER-IN-LAW			
<input type="checkbox"/> GRANDCHILD	<input type="checkbox"/> ORPHAN			

FORM 10-637
1910 CENSUS INDEX - INDIVIDUAL

U. S. DEPARTMENT OF COMMERCE
BUREAU OF THE CENSUS

TEXAS

1120		HEAD OF FAMILY		Wigrod, Mary E.		E.D.	SHEET
COLOR	W	AGE	45	BIRTHPLACE	Tenn	VOL.	115-87 140
COUNTY	Van Zandt			CITY			
-OTHER MEMBERS OF FAMILY							
NAME		RELATIONSHIP	AGE	BIRTHPLACE			
Orchie W		S	22				
Lucy M		D	15				
E. West		S	10				

FORM 10-636
1910 CENSUS INDEX - FAMILY

U. S. DEPARTMENT OF COMMERCE
BUREAU OF THE CENSUS

TEXAS

W300		NAME OF INDIVIDUAL		E.O.	SHEET
White Mary E				28	26
COLOR	AGE	BIRTHPLACE	VOL.		
W	72		48		
COUNTY		CITY			
Erath					
ENUMERATED WITH		Dennis Ed			
RELATIONSHIP TO ABOVE:					
<input type="checkbox"/> SON	<input type="checkbox"/> NEPHEW	<input type="checkbox"/> STEPSON			
<input type="checkbox"/> DAUGHTER	<input type="checkbox"/> NIECE	<input type="checkbox"/> STEPDAUGHTER			
<input type="checkbox"/> BROTHER	<input type="checkbox"/> FATHER-IN-LAW	<input type="checkbox"/> COUSIN			
<input type="checkbox"/> SISTER	<input checked="" type="checkbox"/> MOTHER-IN-LAW	<input type="checkbox"/> HIRED MAN			
<input type="checkbox"/> FATHER	<input type="checkbox"/> SON-IN-LAW	<input type="checkbox"/> ROOMER			
<input type="checkbox"/> MOTHER	<input type="checkbox"/> DAUGHTER-IN-LAW	<input type="checkbox"/> SERVANT			
<input type="checkbox"/> GRANDSON	<input type="checkbox"/> BROTHER-IN-LAW	<input type="checkbox"/> OTHER (Specify)			
<input type="checkbox"/> GRANDDAUGHTER	<input type="checkbox"/> SISTER-IN-LAW				
<input type="checkbox"/> GRANDCHILD	<input type="checkbox"/> ORPHAN				

FORM 10 637
 1910 CENSUS INDEX - INDIVIDUAL

U.S. DEPARTMENT OF COMMERCE
 BUREAU OF THE CENSUS

TEXAS

W300		NAME OF INDIVIDUAL <i>Grady, Mary E</i>		E.D. <i>158</i>	SHEET <i>315</i>
COLOR <i>W</i>	AGE <i>30</i>	BIRTHPLACE <i>Ark</i>		VOL. <i>75</i>	
COUNTY <i>Hill</i>		CITY			
ENUMERATED WITH <i>Matthews, Andrew C.</i>					
RELATIONSHIP TO ABOVE					
<input type="checkbox"/> SON	<input type="checkbox"/> NEPHEW	<input type="checkbox"/> STEPSON			
<input type="checkbox"/> DAUGHTER	<input type="checkbox"/> NIECE	<input type="checkbox"/> STEPDAUGHTER			
<input type="checkbox"/> BROTHER	<input type="checkbox"/> FATHER-IN-LAW	<input type="checkbox"/> COUSIN			
<input type="checkbox"/> SISTER	<input type="checkbox"/> MOTHER-IN-LAW	<input type="checkbox"/> HIRED MAN			
<input type="checkbox"/> FATHER	<input type="checkbox"/> SON-IN-LAW	<input type="checkbox"/> ROOMER			
<input type="checkbox"/> MOTHER	<input type="checkbox"/> DAUGHTER-IN-LAW	<input type="checkbox"/> SERVANT			
<input type="checkbox"/> GRANDSON	<input type="checkbox"/> BROTHER-IN-LAW	<input checked="" type="checkbox"/> OTHER (Specify)			
<input type="checkbox"/> GRANDDAUGHTER	<input type="checkbox"/> SISTER-IN-LAW	<i>BO</i>			
<input type="checkbox"/> GRANDCHILD	<input type="checkbox"/> ORPHAN				

FORM 10-637
 - 1910 CENSUS INDEX - INDIVIDUAL

U.S. DEPARTMENT OF COMMERCE
 BUREAU OF THE CENSUS

TEXAS

W 300	HEAD OF FAMILY White, Mary E.		E.D. 9	SHEET 5
COLOR W	AGE 57	BIRTHPLACE Ind.	VOL. 1d	
COUNTY	Rosque		CITY Morgan	
OTHER MEMBERS OF FAMILY				
	NAME	RELATIONSHIP	AGE	BIRTHPLACE
1	Laura	D	17	

FORM 10-636
1910. CENSUS INDEX - FAMILYU. S. DEPARTMENT OF COMMERCE
BUREAU OF THE CENSUS

TEXAS

W 300		NAME OF INDIVIDUAL Wood Mary E		E.D. 12	SHEET 4
COLOR W	AGE 32	BIRTHPLACE		VOL. 14	
COUNTY		Bosque		CITY	
ENUMERATED WITH Wood John B					
RELATIONSHIP TO ABOVE					
<input type="checkbox"/> SON	<input type="checkbox"/> NEPHEW	<input type="checkbox"/> STEPSON			
<input type="checkbox"/> DAUGHTER	<input checked="" type="checkbox"/> NIECE	<input type="checkbox"/> STEPDAUGHTER			
<input type="checkbox"/> BROTHER	<input type="checkbox"/> FATHER-IN-LAW	<input type="checkbox"/> COUSIN			
<input type="checkbox"/> SISTER	<input type="checkbox"/> MOTHER-IN-LAW	<input type="checkbox"/> HIRED MAN			
<input type="checkbox"/> FATHER	<input type="checkbox"/> SON-IN-LAW	<input type="checkbox"/> ROOMER			
<input type="checkbox"/> MOTHER	<input type="checkbox"/> DAUGHTER-IN-LAW	<input type="checkbox"/> SERVANT			
<input type="checkbox"/> GRANDSON	<input type="checkbox"/> BROTHER-IN-LAW	<input type="checkbox"/> OTHER (Specify)			
<input type="checkbox"/> GRANDDAUGHTER	<input type="checkbox"/> SISTER-IN-LAW				
<input type="checkbox"/> GRANDCHILD	<input type="checkbox"/> ORPHAN				

FORM 10-637

1910 CENSUS INDEX - INDIVIDUAL

U. S. DEPARTMENT OF COMMERCE
BUREAU OF THE CENSUS

TEXAS

W 200		HEAD OF FAMILY		Wood, Mary E.		E.O.	SHEET
COLOR	W	AGE	65	BIRTHPLACE	Mc	83	203
COUNTY	Denton			CITY	Denton		
OTHER MEMBERS OF FAMILY							
NAME		RELATIONSHIP	AGE	BIRTHPLACE			
Richardson, Robert		NR	24	Tenn			

FORM 10-636
1910 CENSUS INDEX - FAMILY

U. S. DEPARTMENT OF COMMERCE
BUREAU OF THE CENSUS

TEXAS

W 300		HEAD OF FAMILY		E.D.	SHEET
white		Mansfield		97	30
COLOR	AGE	BIRTHPLACE		VOL.	
W	60			90	
COUNTY	Lamar.			CITY	
OTHER MEMBERS OF FAMILY					
NAME		RELATIONSHIP	AGE	BIRTHPLACE	
Mansfield					

FORM 10-636
1910 CENSUS INDEX - FAMILY

U.S. DEPARTMENT OF COMMERCE
BUREAU OF THE CENSUS

TEXAS

10300	HEAD OF FAMILY White Male		E.D. 130	SHEET 138
COLOR W	AGE 44	BIRTHPLACE Tenn	VOL. 86	
COUNTY Jones		CITY		
OTHER MEMBERS OF FAMILY				
NAME		RELATIONSHIP	AGE	BIRTHPLACE
Marcell Homer		S	14	
White Lizzie		P	10	
1 Etta		P	8	

FORM 10-636
1910 CENSUS INDEX - FAMILY

U. S. DEPARTMENT OF COMMERCE
BUREAU OF THE CENSUS

TEXAS

W300		NAME OF INDIVIDUAL <i>White Mary E.</i>		E.C. 98	SHEET 41
COLOR <i>W</i>	AGE 72	BIRTHPLACE <i>Ark.</i>		VOL. 52	
COUNTY <i>Miss.</i>			CITY		
ENUMERATED WITH <i>White James W.</i>					
RELATIONSHIP TO ABOVE					
<input type="checkbox"/> SON	<input type="checkbox"/> NEPHEW	<input type="checkbox"/> STEPSON			
<input type="checkbox"/> DAUGHTER	<input type="checkbox"/> NIECE	<input type="checkbox"/> STEPDAUGHTER			
<input type="checkbox"/> BROTHER	<input type="checkbox"/> FATHER-IN-LAW	<input type="checkbox"/> COUSIN			
<input type="checkbox"/> SISTER	<input type="checkbox"/> MOTHER-IN-LAW	<input type="checkbox"/> HIRED MAN			
<input type="checkbox"/> FATHER	<input type="checkbox"/> SON-IN-LAW	<input type="checkbox"/> ROOMER			
<input checked="" type="checkbox"/> MOTHER	<input type="checkbox"/> DAUGHTER-IN-LAW	<input type="checkbox"/> SERVANT			
<input type="checkbox"/> GRANDSON	<input type="checkbox"/> BROTHER-IN-LAW	<input type="checkbox"/> OTHER (Specify)			
<input type="checkbox"/> GRANDDAUGHTER	<input type="checkbox"/> SISTER-IN-LAW				
<input type="checkbox"/> GRANDCHILD	<input type="checkbox"/> ORPHAN				

FORM 10 637

1910 CENSUS INDEX - INDIVIDUAL

U.S. DEPARTMENT OF COMMERCE
BUREAU OF THE CENSUS

TEXAS

W 300	NAME OF INDIVIDUAL <i>White, Mary E</i>		E.D. <i>130</i>	SHEET <i>107</i>
COLOR <i>W</i>	AGE <i>68</i>	BIRTHPLACE <i>Tenn</i>	VOL. <i>123</i>	
COUNTY <i>Scurry</i>		CITY <i>Snyder</i>		
ENUMERATED WITH <i>Fickus, S. R.</i>				
RELATIONSHIP TO ABOVE.				
<input type="checkbox"/> SON	<input type="checkbox"/> NEPHEW	<input type="checkbox"/> STEPSON		
<input type="checkbox"/> DAUGHTER	<input type="checkbox"/> NIECE	<input type="checkbox"/> STEPDAUGHTER		
<input type="checkbox"/> BROTHER	<input type="checkbox"/> FATHER-IN-LAW	<input type="checkbox"/> COUSIN		
<input type="checkbox"/> SISTER	<input type="checkbox"/> MOTHER-IN-LAW	<input type="checkbox"/> HIRED MAN		
<input type="checkbox"/> FATHER	<input type="checkbox"/> SON-IN-LAW	<input type="checkbox"/> ROOMER		
<input type="checkbox"/> MOTHER	<input type="checkbox"/> DAUGHTER-IN-LAW	<input type="checkbox"/> SERVANT		
<input type="checkbox"/> GRANDSON	<input type="checkbox"/> BROTHER-IN-LAW	<input type="checkbox"/> OTHER (Specify)		
<input type="checkbox"/> GRANDDAUGHTER	<input checked="" type="checkbox"/> MOTHER-IN-LAW			
<input type="checkbox"/> GRANDCHILD	<input type="checkbox"/> ORPHAN			

FORM 10-637 (2-18-62)

1910 CENSUS INDEX - INDIVIDUAL

U.S. DEPARTMENT OF COMMERCE
BUREAU OF THE CENSUS

© GPO : 1922 O-241433

TEXAS

10300		NAME OF INDIVIDUAL		E. D.		SHEET	
COLOR		AGE		BIRTHPLACE		VOL.	
W		67		SC			
COUNTY				CITY			
Wood							
ENUMERATED WITH							
Hart Lucius B							
RELATIONSHIP TO ABOVE							
<input type="checkbox"/> SON	<input type="checkbox"/> NEPHEW	<input type="checkbox"/> STEPSON					
<input type="checkbox"/> DAUGHTER	<input type="checkbox"/> NIECE	<input type="checkbox"/> STEPDAUGHTER					
<input type="checkbox"/> BROTHER	<input type="checkbox"/> FATHER-IN-LAW	<input type="checkbox"/> COUSIN					
<input type="checkbox"/> SISTER	<input type="checkbox"/> MOTHER-IN-LAW	<input type="checkbox"/> HIRED MAN					
<input type="checkbox"/> FATHER	<input type="checkbox"/> SON-IN-LAW	<input type="checkbox"/> ROOMER					
<input type="checkbox"/> MOTHER	<input type="checkbox"/> DAUGHTER-IN-LAW	<input type="checkbox"/> SERVANT					
<input type="checkbox"/> GRANDSON	<input type="checkbox"/> BROTHER-IN-LAW	<input type="checkbox"/> OTHER (Specify)					
<input type="checkbox"/> GRANDDAUGHTER	<input type="checkbox"/> SISTER-IN-LAW						
<input type="checkbox"/> GRANDCHILD	<input type="checkbox"/> ORPHAN						

FORM BC-627 (5-5-67)
FORMERLY 10-637

1910 CENSUS INDEX - INDIVIDUAL

U. S. DEPARTMENT OF COMMERCE
BUREAU OF THE CENSUS

TEXAS

24300		NAME OF INDIVIDUAL		E.D.	SHEET
Wade Mary E.				171	107
COLOR	AGE	BIRTHPLACE	VOL.		
W	62	Ala	134		
COUNTY		CITY			
-		Waller			
ENUMERATED WITH					
Wade, John W.					
RELATIONSHIP TO ABOVE					
<input type="checkbox"/> SON	<input type="checkbox"/> NEPHEW	<input type="checkbox"/> STEPSON			
<input type="checkbox"/> DAUGHTER	<input type="checkbox"/> NIECE	<input type="checkbox"/> STEPDAUGHTER			
<input type="checkbox"/> BROTHER	<input type="checkbox"/> FATHER-IN-LAW	<input type="checkbox"/> COUSIN			
<input type="checkbox"/> SISTER	<input type="checkbox"/> MOTHER-IN-LAW	<input type="checkbox"/> HIRED MAN			
<input type="checkbox"/> FATHER	<input type="checkbox"/> SON-IN-LAW	<input type="checkbox"/> ROOMER			
<input type="checkbox"/> MOTHER	<input type="checkbox"/> DAUGHTER-IN-LAW	<input type="checkbox"/> SERVANT			
<input type="checkbox"/> GRANDSON	<input type="checkbox"/> BROTHER-IN-LAW	<input type="checkbox"/> OTHER (Specify)			
<input type="checkbox"/> GRANDDAUGHTER	<input type="checkbox"/> SISTER-IN-LAW				
<input type="checkbox"/> GRANDCHILD	<input type="checkbox"/> ORPHAN				

FORM BC-627 (5-5-67)
FORMERLY 10-637

U.S. DEPARTMENT OF COMMERCE
BUREAU OF THE CENSUS

1910 CENSUS INDEX - INDIVIDUAL

TEXAS

N-300		NAME OF INDIVIDUAL		E.D.	SHEET
W		Wood	Mary Will	108	807
COLOR	AGE	BIRTHPLACE		VOL.	
W	22			118	
COUNTY			CITY		
Robertson			Heerne		
ENUMERATED WITH					
Wood C. G.					
RELATIONSHIP TO ABOVE					
<input type="checkbox"/> SON	<input type="checkbox"/> NEPHEW	<input type="checkbox"/> STEPSON			
<input type="checkbox"/> DAUGHTER	<input type="checkbox"/> NIECE	<input type="checkbox"/> STEPDAUGHTER			
<input type="checkbox"/> BROTHER	<input type="checkbox"/> FATHER-IN-LAW	<input type="checkbox"/> COUSIN			
<input type="checkbox"/> SISTER	<input type="checkbox"/> MOTHER-IN-LAW	<input type="checkbox"/> HIRED MAN			
<input type="checkbox"/> FATHER	<input type="checkbox"/> SON-IN-LAW	<input type="checkbox"/> ROOMER			
<input type="checkbox"/> MOTHER	<input checked="" type="checkbox"/> DAUGHTER-IN-LAW	<input type="checkbox"/> SERVANT			
<input type="checkbox"/> GRANDSON	<input type="checkbox"/> BROTHER-IN-LAW	<input type="checkbox"/> OTHER (Specify)			
<input type="checkbox"/> GRANDDAUGHTER	<input type="checkbox"/> SISTER-IN-LAW				
<input type="checkbox"/> GRANDCHILD	<input type="checkbox"/> ORPHAN				

FORM 10-637

1910 CENSUS INDEX - INDIVIDUAL

U.S. DEPARTMENT OF COMMERCE
BUREAU OF THE CENSUS

TEXAS

10300		HEAD OF FAMILY		White Mary C		E.D.	SHEET
COLOR	AGE	BIRTHPLACE			VOL.		
W	57				24		
COUNTY				CITY			
				Clay Henrietta			
OTHER MEMBERS OF FAMILY							
NAME		RELATIONSHIP	AGE	BIRTHPLACE			
Ruby D.		D	19				

FORM 10-636
 T910 CENSUS INDEX - FAMILY

U.S. DEPARTMENT OF COMMERCE
 BUREAU OF THE CENSUS

TEXAS

W500	HEAD OF FAMILY		E.D.	SHEET
COLOR	AGE	BIRTHPLACE	90	364
W	66	W. Va.	VOL.	127
COUNTY	Tarrant		CITY	
OTHER MEMBERS OF FAMILY				
NAME		RELATIONSHIP	AGE	BIRTHPLACE
William W.		S	43	
Thomas		S	14	
Herman		S	10	
J. J. Co.				

FORM 10-638
1910 CENSUS INDEX - FAMILY

U. S. DEPARTMENT OF COMMERCE
BUREAU OF THE CENSUS

TEXAS

W300	HEAD OF FAMILY <i>Clyatt, Mary C</i>		E.D. <i>88</i>	SHEET <i>6</i>
COLOR <i>a</i>	AGE <i>67</i>	BIRTHPLACE <i>La</i>	VOL. <i>13</i>	
COUNTY <i>- Blanco</i>		CITY		
OTHER MEMBERS OF FAMILY				
NAME		RELATIONSHIP	AGE	BIRTHPLACE

FORM 10-636

1910 CENSUS INDEX - FAMILY

U.S. DEPARTMENT OF COMMERCE
BUREAU OF THE CENSUS

TEXAS

11300		NAME OF INDIVIDUAL <i>White Mary C.</i>		E.D.	SHEET
COLOR <i>- W</i>	AGE <i>67</i>	BIRTHPLACE <i>Ill</i>		<i>148</i>	<i>218</i>
COUNTY <i>JACK.</i>	CITY			VOL.	<i>81</i>
ENUMERATED WITH <i>Smith James D</i>					
RELATIONSHIP TO ABOVE					
<input type="checkbox"/> SON	<input type="checkbox"/> NEPHEW -	<input type="checkbox"/> STEPSON			
<input type="checkbox"/> DAUGHTER	<input type="checkbox"/> NIECE	<input type="checkbox"/> STEPDAUGHTER			
<input type="checkbox"/> BROTHER	<input type="checkbox"/> FATHER-IN-LAW	<input type="checkbox"/> COUSIN			
<input type="checkbox"/> SISTER	<input type="checkbox"/> MOTHER-IN-LAW	<input type="checkbox"/> HIRED MAN			
<input type="checkbox"/> FATHER	<input type="checkbox"/> SON-IN-LAW	<input type="checkbox"/> ROOMER			
<input type="checkbox"/> MOTHER	<input type="checkbox"/> DAUGHTER-IN-LAW	<input type="checkbox"/> SERVANT			
<input type="checkbox"/> GRANDSON	<input type="checkbox"/> BROTHER-IN-LAW	<input type="checkbox"/> OTHER (<i>Specify</i>)			
<input type="checkbox"/> GRANDDAUGHTER	<input type="checkbox"/> SISTER-IN-LAW				
<input type="checkbox"/> GRANDCHILD	<input type="checkbox"/> ORPHAN				

FORM 10-637
1910 CENSUS INDEX - INDIVIDUAL

U. S. DEPARTMENT OF COMMERCE
BUREAU OF THE CENSUS

TEXAS

W302		HEAD OF FAMILY		White, Mary C		E.O.	SHEET
COLOR	AGE	BIRTHPLACE		Miss		146	5
W	36					VOL	88
COUNTY	Kent			CITY			
OTHER MEMBERS OF FAMILY							
NAME		RELATIONSHIP	AGE	BIRTHPLACE			
Lives alone							

FORM 10 636
1910 CENSUS INDEX - FAMILY

U.S. DEPARTMENT OF COMMERCE
BUREAU OF THE CENSUS

TEXAS

10 300	HEAD OF FAMILY W. M. McNeil		E.O. 3-7	SHEET 29
COLOR -W	AGE 49	BIRTHPLACE	VOL. 34	
COUNTY Dallas	CITY Dallas			
OTHER MEMBERS OF FAMILY				
NAME		RELATION- SHIP	AGE	BIRTHPLACE
Sullivan, Edna		D	30	
Moffitt, Wanda		D	25	
" " " " " "		S	22	
Carlton, Bruce		D	21	
Moffitt, Clifford		S	16	
" " " " " "		D	13	
Carlton, Jeff		S	25	

FORM 10 636
1910 CENSUS INDEX - FAMILY

U. S. DEPARTMENT OF COMMERCE
BUREAU OF THE CENSUS

TEXAS

W 300		NAME OF INDIVIDUAL <i>White Mary B Ross</i>		E.D. 140	SHEET 26
COLOR <i>W</i>	AGE <i>66</i>	BIRTHPLACE <i>Mo</i>		VOL. <i>130</i>	
COUNTY <i>Tarrant</i>			CITY Fort Worth		
ENUMERATED WITH <i>Fisher George W.</i>					
RELATIONSHIP TO ABOVE					
<input type="checkbox"/> SON	<input type="checkbox"/> NEPHEW	<input type="checkbox"/> STEPSON			
<input type="checkbox"/> DAUGHTER	<input type="checkbox"/> NIECE	<input type="checkbox"/> STEPDAUGHTER			
<input type="checkbox"/> BROTHER	<input type="checkbox"/> FATHER-IN-LAW	<input type="checkbox"/> COUSIN			
<input type="checkbox"/> SISTER	<input checked="" type="checkbox"/> MOTHER-IN-LAW	<input type="checkbox"/> HIRED MAN			
<input type="checkbox"/> FATHER	<input type="checkbox"/> SON-IN-LAW	<input type="checkbox"/> ROOMER			
<input type="checkbox"/> MOTHER	<input type="checkbox"/> DAUGHTER-IN-LAW	<input type="checkbox"/> SERVANT			
<input type="checkbox"/> GRANDSON	<input type="checkbox"/> BROTHER-IN-LAW	<input type="checkbox"/> OTHER (Specify)			
<input type="checkbox"/> GRANDDAUGHTER	<input type="checkbox"/> SISTER-IN-LAW				
<input type="checkbox"/> GRANDCHILD	<input type="checkbox"/> ORPHAN				

FORM 10-637
1910 CENSUS INDEX - INDIVIDUAL

U.S. DEPARTMENT OF COMMERCE
BUREAU OF THE CENSUS

TEXAS

11300		NAME OF INDIVIDUAL <i>White, Mary B.</i>		E.O.	SHEET
COLOR <i>W</i>	AGE <i>64</i>	BIRTHPLACE <i>Miss</i>		<i>112</i>	<i>9</i>
COUNTY		CITY <i>Burnet</i>		VOL. <i>18</i>	
ENUMERATED WITH <i>Crow, J. M. Gibson, A.</i>					
RELATIONSHIP TO ABOVE					
<input type="checkbox"/> SON	<input type="checkbox"/> NEPHEW	<input type="checkbox"/> STEPSON			
<input type="checkbox"/> DAUGHTER	<input type="checkbox"/> NIECE	<input type="checkbox"/> STEPDAUGHTER			
<input type="checkbox"/> BROTHER	<input type="checkbox"/> FATHER-IN-LAW	<input type="checkbox"/> COUSIN			
<input type="checkbox"/> SISTER	<input type="checkbox"/> MOTHER-IN-LAW	<input type="checkbox"/> HIRED MAN			
<input type="checkbox"/> FATHER	<input type="checkbox"/> SON-IN-LAW	<input type="checkbox"/> ROOMER			
<input type="checkbox"/> MOTHER	<input type="checkbox"/> DAUGHTER-IN-LAW	<input type="checkbox"/> SERVANT			
<input type="checkbox"/> GRANDSON	<input type="checkbox"/> BROTHER-IN-LAW	<input type="checkbox"/> OTHER (Specify)			
<input type="checkbox"/> GRANDDAUGHTER	<input type="checkbox"/> SISTER-IN-LAW				
<input type="checkbox"/> GRANDCHILD	<input type="checkbox"/> ORPHAN				

FORM 10-637
1910 CENSUS INDEX - INDIVIDUAL

U.S. DEPARTMENT OF COMMERCE
BUREAU OF THE CENSUS

TEXAS

W300	NAME OF INDIVIDUAL <i>White Mary A.</i>		E.D. <i>36</i>	SHEET <i>324</i>
COLOR <i>W</i>	AGE <i>44</i>	BIRTHPLACE <i>Ind.</i>	VOL. <i>11</i>	
COUNTY <i>Bexar</i>	San Antonio <i>Bexar</i>		CITY <i>San Antonio</i>	
ENUMERATED WITH <i>Wurzback, Kate.</i>				
RELATIONSHIP TO ABOVE				
<input type="checkbox"/> SON	<input type="checkbox"/> NEPHEW	<input type="checkbox"/> STEPSON		
<input type="checkbox"/> DAUGHTER	<input type="checkbox"/> NIECE	<input type="checkbox"/> STEPDAUGHTER		
<input type="checkbox"/> BROTHER	<input type="checkbox"/> FATHER-IN-LAW	<input type="checkbox"/> COUSIN		
<input type="checkbox"/> SISTER	<input type="checkbox"/> MOTHER-IN-LAW	<input type="checkbox"/> HIRED MAN		
<input type="checkbox"/> FATHER	<input type="checkbox"/> SON-IN-LAW	<input checked="" type="checkbox"/> ROOMER		
<input type="checkbox"/> MOTHER	<input type="checkbox"/> DAUGHTER-IN-LAW	<input type="checkbox"/> SERVANT		
<input type="checkbox"/> GRANDSON	<input type="checkbox"/> BROTHER-IN-LAW	<input type="checkbox"/> OTHER (Specify)		
<input type="checkbox"/> GRANDDAUGHTER	<input type="checkbox"/> SISTER-IN-LAW			
<input type="checkbox"/> GRANDCHILD	<input type="checkbox"/> ORPHAN			

FORM 10-637
1910 CENSUS INDEX - INDIVIDUAL

U.S. DEPARTMENT OF COMMERCE
BUREAU OF THE CENSUS

TEXAS

W300	HEAD OF FAMILY Wood, Mary A.		E.D. 46	SHEET 187
COLOR W	AGE 42	BIRTHPLACE		VOL. 34
COUNTY - Dallas			CITY Dallas	
OTHER MEMBERS OF FAMILY				
NAME		RELATION- SHIP	AGE	BIRTHPLACE
Elizabeth, Clara		L	19	
1	Clifford	L	14	
	1.3			

FORM 10 636
1910 CENSUS INDEX - FAMILY

U. S. DEPARTMENT OF COMMERCE
BUREAU OF THE CENSUS

TEXAS

001300	HEAD OF FAMILY <i>white Mary A</i>		E.D. <i>7</i>	SHEET <i>5</i>
COLOR <i>W</i>	AGE <i>68</i>	BIRTHPLACE <i>Miss</i>	VOL. <i>2</i>	
COUNTY <i>Angelina</i>		CITY		
OTHER MEMBERS OF FAMILY				
NAME		RELATIONSHIP	AGE	BIRTHPLACE
<i>Joseph B</i>		<i>S</i>	<i>24</i>	

FORM 10-636
1910 CENSUS INDEX - FAMILY

U.S. DEPARTMENT OF COMMERCE
BUREAU OF THE CENSUS

TEXAS

W300		HEAD OF FAMILY		E.D.	SHEET
u		Wood Marya		163	254
COLOR	AGE	BIRTHPLACE		VOL.	
	66	Tenn		(31)	
COUNTY			CITY		
Tarrant					
OTHER MEMBERS OF FAMILY					
NAME		RELATIONSHIP	AGE	BIRTHPLACE	
/ Jam		S	38	Tenn	
/ Will		S	36	/	

FORM 10 636
1910 CENSUS INDEX - FAMILY

U S DEPARTMENT OF COMMERCE
BUREAU OF THE CENSUS

TEXAS

20300	HEAD OF FAMILY		E.D.	SHEET
COLOR	AGE	BIRTHPLACE	185	85
W	47		VOL.	113
COUNTY		CITY		
Palo Pinto				
OTHER MEMBERS OF FAMILY				
NAME		RELATIONSHIP	AGE	BIRTHPLACE
Carter		S	19	
Loman		S	13	

FORM 10 636
1910 CENSUS INDEX - FAMILY

U. S. DEPARTMENT OF COMMERCE
BUREAU OF THE CENSUS

TEXAS

U300		NAME OF INDIVIDUAL Wyat Mary A		E.D. 109	SHEET 37
COLOR W.	AGE 69	BIRTHPLACE Ala		VOL. 140	
COUNTY Van Zandt			CITY Wills Point		
ENUMERATED WITH Wyat John C					
RELATIONSHIP TO ABOVE					
<input type="checkbox"/> SON	<input type="checkbox"/> NEPHEW	<input type="checkbox"/> STEPSON			
<input type="checkbox"/> DAUGHTER	<input type="checkbox"/> NIECE	<input type="checkbox"/> STEPDAUGHTER			
<input type="checkbox"/> BROTHER	<input type="checkbox"/> FATHER-IN-LAW	<input type="checkbox"/> COUSIN			
<input type="checkbox"/> SISTER	<input checked="" type="checkbox"/> MOTHER-IN-LAW	<input type="checkbox"/> HIRED MAN			
<input type="checkbox"/> FATHER	<input type="checkbox"/> SON-IN-LAW	<input type="checkbox"/> ROOMER			
<input type="checkbox"/> MOTHER	<input type="checkbox"/> DAUGHTER-IN-LAW	<input type="checkbox"/> SERVANT			
<input type="checkbox"/> GRANDSON	<input type="checkbox"/> BROTHER-IN-LAW	<input type="checkbox"/> OTHER (Specify)			
<input type="checkbox"/> GRANDDAUGHTER	<input type="checkbox"/> SISTER-IN-LAW				
<input type="checkbox"/> GRANDCHILD	<input type="checkbox"/> ORPHAN				

FORM BC-627 (8-5-67)
FORMERLY 10-637

U.S. DEPARTMENT OF COMMERCE
BUREAU OF THE CENSUS

1910 CENSUS INDEX - INDIVIDUAL

TEXAS

W3W		NAME OF INDIVIDUAL <i>Mary G</i>		E.O. <i>709</i>	SHEET <i>37</i>
COLOR <i>W</i>	AGE <i>59</i>	BIRTHPLACE <i>Ala</i>		VOL. <i>140</i>	
COUNTY <i>Van Zandt</i>		CITY <i>Mills Point</i>			
ENUMERATED WITH <i>Mary John C</i>					
RELATIONSHIP TO ABOVE					
<input type="checkbox"/> SON	<input type="checkbox"/> NEPHEW	<input type="checkbox"/> STEPSON			
<input type="checkbox"/> DAUGHTER	<input type="checkbox"/> NIECE	<input type="checkbox"/> STEPDAUGHTER			
<input type="checkbox"/> BROTHER	<input type="checkbox"/> FATHER-IN-LAW	<input type="checkbox"/> COUSIN			
<input type="checkbox"/> SISTER	<input checked="" type="checkbox"/> MOTHER-IN-LAW	<input type="checkbox"/> HIRED MAN			
<input type="checkbox"/> FATHER	<input type="checkbox"/> SON-IN-LAW	<input type="checkbox"/> ROOMER			
<input type="checkbox"/> MOTHER	<input type="checkbox"/> DAUGHTER-IN-LAW	<input type="checkbox"/> SERVANT			
<input type="checkbox"/> GRANDSON	<input type="checkbox"/> BROTHER-IN-LAW	<input type="checkbox"/> OTHER (Specify)			
<input type="checkbox"/> GRANDDAUGHTER	<input type="checkbox"/> SISTER-IN-LAW				
<input type="checkbox"/> GRANDCHILD	<input type="checkbox"/> ORPHAN				

FORM BC-627 (5-5-67)
FORMERLY 10-657

U.S. DEPARTMENT OF COMMERCE
BUREAU OF THE CENSUS

1910 CENSUS INDEX - INDIVIDUAL

TEXAS

W 300	HEAD OF FAMILY		Wade - Maryle	E.D.	SHEET
COLOR W	AGE 6-0	BIRTHPLACE		95	84
COUNTY			CITY		
Nacogdoches			Nacogdoches		
OTHER MEMBERS OF FAMILY					
NAME		RELATIONSHIP	AGE	BIRTHPLACE	
Jannie L		D	25		
Willie R		S	22		
Matthew B		D	16		
E. J. Bo					

FORM 10 636
 1910 CENSUS INDEX - FAMILY

U S DEPARTMENT OF COMMERCE
 BUREAU OF THE CENSUS

TEXAS

W 300	HEAD OF FAMILY		E.D.	SHEET
White	Mary Anne		53	193
COLOR	AGE	BIRTHPLACE	VOL.	
W.	50		702	
COUNTY		CITY		
Milam		Compton		
OTHER MEMBERS OF FAMILY				
NAME		RELATIONSHIP	AGE	BIRTHPLACE
Lillian		S	19	
Mollie		D	17	
Sallie		D	14	
John		S	12	
Ethel		D	10	
D. T. B.				

FORM 10-636
1910 CENSUS INDEX - FAMILYU.S. DEPARTMENT OF COMMERCE
BUREAU OF THE CENSUS

TEXAS

6300	HEAD OF FAMILY W. M. Mary W.		E.D. 32	SHEET 14
COLOR W	AGE 63	BIRTHPLACE	VOL. 55	
COUNTY	Galveston	CITY Galveston		
OTHER MEMBERS OF FAMILY				
NAME		RELATIONSHIP	AGE	BIRTHPLACE
W. M. E.		S	34	

FORM 10 636
1910 CENSUS INDEX - FAMILY

U. S. DEPARTMENT OF COMMERCE
BUREAU OF THE CENSUS

TEXAS

10306	HEAD OF FAMILY <i>David Mary A</i>		E.D. <i>123</i>	SHEET <i>134</i>
COLOR <i>W</i>	AGE <i>18</i>	BIRTHPLACE	VOL. <i>143</i>	
COUNTY		CITY		
<i>Williamson</i>				
OTHER MEMBERS OF FAMILY				
NAME		RELATIONSHIP	AGE	BIRTHPLACE
<i>Myrtle F</i>		<i>D</i>	<i>16</i>	
<i>Mildred H</i>		<i>D</i>	<i>14</i>	
<i>Kelaren M</i>		<i>D</i>	<i>13</i>	

FORM 10 636
1910 CENSUS INDEX - FAMILY

U S DEPARTMENT OF COMMERCE
BUREAU OF THE CENSUS

TEXAS

U-300	NAME OF INDIVIDUAL Wood Mary A		E.D. 96	SHEET 12
COLOR W	AGE 70	BIRTHPLACE ala	VOL. 122	
COUNTY Comervell		CITY		
ENUMERATED WITH Wood Will A				
RELATIONSHIP TO ABOVE				
<input type="checkbox"/> SON	<input type="checkbox"/> NEPHEW	<input type="checkbox"/> STEPSON		
<input type="checkbox"/> DAUGHTER	<input type="checkbox"/> NECE	<input type="checkbox"/> STEPDAUGHTER		
<input type="checkbox"/> BROTHER	<input type="checkbox"/> FATHER-IN-LAW	<input type="checkbox"/> COUSIN		
<input type="checkbox"/> SISTER	<input type="checkbox"/> MOTHER-IN-LAW	<input type="checkbox"/> HIRED MAN		
<input type="checkbox"/> FATHER	<input type="checkbox"/> SON-IN-LAW	<input type="checkbox"/> ROOMER		
<input checked="" type="checkbox"/> MOTHER	<input type="checkbox"/> DAUGHTER-IN-LAW	<input type="checkbox"/> SERVANT		
<input type="checkbox"/> GRANDSON	<input type="checkbox"/> BROTHER-IN-LAW	<input type="checkbox"/> OTHER (Specify)		
<input type="checkbox"/> GRANDDAUGHTER	<input type="checkbox"/> SISTER-IN-LAW			
<input type="checkbox"/> GRANDCHILD	<input type="checkbox"/> ORPHAN			

FORM BC-627 (5-5-67)
FORMERLY 10-637

U.S. DEPARTMENT OF COMMERCE
BUREAU OF THE CENSUS

-1910 CENSUS INDEX - INDIVIDUAL

TEXAS

W 300	NAME OF INDIVIDUAL <i>White, Mary A.</i>		E.O. <i>166</i>	SHEET <i>4</i>
COLOR <i>W</i>	AGE <i>34</i>	BIRTHPLACE	VOL. <i>105</i>	
COUNTY <i>Montague</i>	CITY <i>St Jo</i>			
ENUMERATED WITH <i>Evans, Frank A.</i>				
RELATIONSHIP TO ABOVE				
<input type="checkbox"/> SON <input checked="" type="checkbox"/> DAUGHTER <input type="checkbox"/> BROTHER <input type="checkbox"/> SISTER <input type="checkbox"/> FATHER <input type="checkbox"/> MOTHER <input type="checkbox"/> GRANDSON <input type="checkbox"/> GRANDDAUGHTER <input type="checkbox"/> GRANDCHILD <input type="checkbox"/> NEPHEW <input type="checkbox"/> NIECE <input type="checkbox"/> FATHER-IN-LAW <input type="checkbox"/> MOTHER-IN-LAW <input type="checkbox"/> SON-IN-LAW <input type="checkbox"/> DAUGHTER-IN-LAW <input type="checkbox"/> BROTHER-IN-LAW <input type="checkbox"/> SISTER-IN-LAW <input type="checkbox"/> ORPHAN <input type="checkbox"/> STEPSON <input type="checkbox"/> STEPDAUGHTER <input type="checkbox"/> COUSIN <input type="checkbox"/> HIRED MAN <input type="checkbox"/> ROOMER <input type="checkbox"/> SERVANT <input type="checkbox"/> OTHER (Specify)				

FORM 10 637
1910 CENSUS INDEX - INDIVIDUAL

U. S. DEPARTMENT OF COMMERCE
BUREAU OF THE CENSUS

TEXAS

20300		NAME OF INDIVIDUAL		White		Mary Miss		E.D.	SHEET
COLOR	W	AGE	24	BIRTHPLACE				106	74
COUNTY				CITY		VOL.		111	
Nueces				Kingsville					
ENUMERATED WITH									
Porterfield William B.									
RELATIONSHIP TO ABOVE									
<input type="checkbox"/> SON	<input type="checkbox"/> NEPHEW	<input type="checkbox"/> STEPSON							
<input type="checkbox"/> DAUGHTER	<input type="checkbox"/> NIECE	<input type="checkbox"/> STEPDAUGHTER							
<input type="checkbox"/> BROTHER	<input type="checkbox"/> FATHER-IN-LAW	<input type="checkbox"/> COUSIN							
<input type="checkbox"/> SISTER	<input type="checkbox"/> MOTHER-IN-LAW	<input type="checkbox"/> HIRED MAN							
<input type="checkbox"/> FATHER	<input type="checkbox"/> SON-IN-LAW	<input checked="" type="checkbox"/> ROOMER							
<input type="checkbox"/> MOTHER	<input type="checkbox"/> DAUGHTER-IN-LAW	<input type="checkbox"/> SERVANT							
<input type="checkbox"/> GRANDSON	<input type="checkbox"/> BROTHER-IN-LAW	<input type="checkbox"/> OTHER (Specify)							
<input type="checkbox"/> GRANDDAUGHTER	<input type="checkbox"/> SISTER-IN-LAW								
<input type="checkbox"/> GRANDCHILD	<input type="checkbox"/> ORPHAN								

FORM 10 637

1910 CENSUS INDEX - INDIVIDUAL

U. S. DEPARTMENT OF COMMERCE
BUREAU OF THE CENSUS

TEXAS

W 300		HEAD OF FAMILY		E.O.	SHEET
		- wife Mary		94	259
COLOR	AGE	BIRTHPLACE		VOL.	
New	43			109	
COUNTY			CITY		
Nacogdoches					
OTHER MEMBERS OF FAMILY					
NAME		RELATIONSHIP	AGE	BIRTHPLACE	
1 h. m.					

FORM 10-636
 1910 CENSUS INDEX - FAMILY -

U. S. DEPARTMENT OF COMMERCE
 BUREAU OF THE CENSUS

TEXAS

W300	NAME OF INDIVIDUAL		White Mary	E.D. 86	SHEET 342
COLOR W	AGE 21	BIRTHPLACE	Ark	VOL.	77
COUNTY	McLennan	CITY	Waco		
ENUMERATED WITH	Coskrove		Edurn		
RELATIONSHIP TO ABOVE					
<input type="checkbox"/> SON	<input type="checkbox"/> NEPHEW	<input type="checkbox"/> STEPSON			
<input type="checkbox"/> DAUGHTER	<input type="checkbox"/> NIECE	<input type="checkbox"/> STEPDAUGHTER			
<input type="checkbox"/> BROTHER	<input type="checkbox"/> FATHER-IN-LAW	<input type="checkbox"/> COUSIN			
<input type="checkbox"/> SISTER	<input type="checkbox"/> MOTHER-IN-LAW	<input type="checkbox"/> HIRED MAN			
<input type="checkbox"/> FATHER	<input type="checkbox"/> SON-IN-LAW	<input checked="" type="checkbox"/> WIDOWER			
<input type="checkbox"/> MOTHER	<input type="checkbox"/> DAUGHTER-IN-LAW	<input type="checkbox"/> SERVANT			
<input type="checkbox"/> GRANDSON	<input type="checkbox"/> BROTHER-IN-LAW	<input type="checkbox"/> OTHER (Specify)			
<input type="checkbox"/> GRANDDAUGHTER	<input type="checkbox"/> SISTER-IN-LAW				
<input type="checkbox"/> GRANDCHILD	<input type="checkbox"/> ORPHAN				

FORM 10 637
1910 CENSUS INDEX - INDIVIDUAL

U. S. DEPARTMENT OF COMMERCE
BUREAU OF THE CENSUS

-TEXAS

W300		NAME OF INDIVIDUAL <i>White, Mary</i>		E.D. 81	SHEET 6
COLOR 23	AGE 32	BIRTHPLACE		VOL. 97	
COUNTY McLennan			CITY <i>Waco</i>		
ENUMERATED WITH <i>Grand, J. M.</i>					
RELATIONSHIP TO ABOVE.					
<input type="checkbox"/> SON	<input type="checkbox"/> NEPHEW	<input type="checkbox"/> STEPSON			
<input type="checkbox"/> DAUGHTER	<input type="checkbox"/> NIECE	<input type="checkbox"/> STEPDAUGHTER			
<input type="checkbox"/> BROTHER	<input type="checkbox"/> FATHER-IN-LAW	<input type="checkbox"/> COUSIN			
<input type="checkbox"/> SISTER	<input type="checkbox"/> MOTHER-IN-LAW	<input type="checkbox"/> HIRED MAN			
<input type="checkbox"/> FATHER	<input type="checkbox"/> SON-IN-LAW	<input type="checkbox"/> ROOMER			
<input type="checkbox"/> MOTHER	<input type="checkbox"/> DAUGHTER-IN-LAW	<input checked="" type="checkbox"/> SERVANT			
<input type="checkbox"/> GRANDSON	<input type="checkbox"/> BROTHER-IN-LAW	<input type="checkbox"/> OTHER (Specify)			
<input type="checkbox"/> GRANDDAUGHTER	<input type="checkbox"/> SISTER-IN-LAW				
<input type="checkbox"/> GRANDCHILD	<input type="checkbox"/> ORPHAN				

FORM 10 637
1910 CENSUS INDEX - INDIVIDUAL

U.S. DEPARTMENT OF COMMERCE
BUREAU OF THE CENSUS

TEXAS

10.300	HEAD OF FAMILY White		MAY		E.D. 105	SHEET 58
COLOR Mu.	AGE 43	BIRTHPLACE Mo Ia		VOL. 100		
COUNTY Marion		CITY		Jefferson		
OTHER MEMBERS OF FAMILY						
NAME		RELATIONSHIP		AGE	BIRTHPLACE	
Living Alone						

FORM 10 636
1910 CENSUS INDEX - FAMILYU. S. DEPARTMENT OF COMMERCE
BUREAU OF THE CENSUS

TEXAS

W300	NAME OF INDIVIDUAL <i>Wood, Mary</i>		E.D. 33	SHEET 19
COLOR W	AGE 24	BIRTHPLACE	VOL. 11	
COUNTY Bexar	CITY San Antonio			
ENUMERATED WITH <i>Wollmer, Lena</i>				
RELATIONSHIP TO ABOVE.				
<input type="checkbox"/> SON <input type="checkbox"/> DAUGHTER <input type="checkbox"/> BROTHER <input type="checkbox"/> SISTER <input type="checkbox"/> FATHER <input type="checkbox"/> MOTHER <input type="checkbox"/> GRANDSON <input type="checkbox"/> GRANDDAUGHTER <input type="checkbox"/> GRANDCHILD	<input type="checkbox"/> NEPHEW <input type="checkbox"/> NIECE <input type="checkbox"/> FATHER-IN-LAW <input type="checkbox"/> MOTHER-IN-LAW <input type="checkbox"/> SON-IN-LAW <input type="checkbox"/> DAUGHTER-IN-LAW <input type="checkbox"/> BROTHER-IN-LAW <input type="checkbox"/> SISTER-IN-LAW <input type="checkbox"/> ORPHAN	<input type="checkbox"/> STEPSON <input type="checkbox"/> STEPDAUGHTER <input type="checkbox"/> COUSIN <input type="checkbox"/> HUSBAND <input checked="" type="checkbox"/> ROOMER <input type="checkbox"/> SERVANT <input type="checkbox"/> OTHER (Specify)		

FORM 10-637
1910 CENSUS INDEX - INDIVIDUAL

U.S. DEPARTMENT OF COMMERCE
BUREAU OF THE CENSUS

-TEXAS

W300	NAME OF INDIVIDUAL <i>W-hite Mary</i>		E.D. <i>21</i>	SHEET <i>106</i>
COLOR <i>W</i>	AGE <i>43</i>	BIRTHPLACE <i>ala</i>	VOL. <i>11</i>	
COUNTY <i>Bexar</i>	CITY <i>San Antonio</i>			
ENUMERATED WITH <i>Gore etie</i>				
RELATIONSHIP TO ABOVE				
<input type="checkbox"/> SON	<input type="checkbox"/> NEPHEW	<input type="checkbox"/> STEPSON		
<input type="checkbox"/> DAUGHTER	<input type="checkbox"/> NIECE	<input type="checkbox"/> STEPDAUGHTER		
<input type="checkbox"/> BROTHER	<input type="checkbox"/> FATHER-IN-LAW	<input type="checkbox"/> COUSIN		
<input type="checkbox"/> SISTER	<input type="checkbox"/> MOTHER-IN-LAW	<input type="checkbox"/> HIRED MAN		
<input type="checkbox"/> FATHER	<input type="checkbox"/> SON-IN-LAW	<input checked="" type="checkbox"/> ROOMER		
<input type="checkbox"/> MOTHER	<input type="checkbox"/> DAUGHTER-IN-LAW	<input type="checkbox"/> SERVANT		
<input type="checkbox"/> GRANDSON	<input type="checkbox"/> BROTHER-IN-LAW	<input type="checkbox"/> OTHER (Specify)		
<input type="checkbox"/> GRANDDAUGHTER	<input type="checkbox"/> SISTER-IN-LAW			
<input type="checkbox"/> GRANDCHILD	<input type="checkbox"/> ORPHAN			

FORM 10-637
1910 CENSUS INDEX - INDIVIDUAL

U.S. DEPARTMENT OF COMMERCE
BUREAU OF THE CENSUS

TEXAS

W300		NAME OF INDIVIDUAL Wood, Mary		E.D. 2	SHEET 59
COLOR	AGE 17	BIRTHPLACE Ind.		VOL. 9	
COUNTY Bexar			CITY San Antonio		
ENUMERATED WITH Fagney, Eugene					
RELATIONSHIP TO ABOVE					
<input type="checkbox"/> SON	<input type="checkbox"/> NEPHEW	<input type="checkbox"/> STEPSON			
<input type="checkbox"/> DAUGHTER	<input type="checkbox"/> NIECE	<input type="checkbox"/> STEPDAUGHTER			
<input type="checkbox"/> BROTHER	<input type="checkbox"/> FATHER-IN-LAW	<input type="checkbox"/> COUSIN			
<input type="checkbox"/> SISTER	<input checked="" type="checkbox"/> MOTHER-IN-LAW	<input type="checkbox"/> HIRED MAN			
<input type="checkbox"/> FATHER	<input type="checkbox"/> SON-IN-LAW	<input type="checkbox"/> ROOMER			
<input type="checkbox"/> MOTHER	<input type="checkbox"/> DAUGHTER-IN-LAW	<input type="checkbox"/> SERVANT			
<input type="checkbox"/> GRANDSON	<input type="checkbox"/> BROTHER-IN-LAW	<input type="checkbox"/> OTHER (Specify)			
<input type="checkbox"/> GRANDDAUGHTER	<input type="checkbox"/> SISTER-IN-LAW				
<input type="checkbox"/> GRANDCHILD	<input type="checkbox"/> ORPHAN				

FORM 10 637

1910 CENSUS INDEX - INDIVIDUAL

U.S. DEPARTMENT OF COMMERCE
BUREAU OF THE CENSUS

TEXAS

11300	NAME OF INDIVIDUAL <i>White Mary</i>		E.D. 9	SHEET 3
COLOR <i>W</i>	AGE 62	BIRTHPLACE	VOL. 6	
COUNTY <i>Brazos</i>	CITY			
ENUMERATED WITH <i>Artie John</i>				
RELATIONSHIP TO ABOVE				
<input type="checkbox"/> SON	<input type="checkbox"/> NEPHEW	<input type="checkbox"/> STEPSON		
<input type="checkbox"/> DAUGHTER	<input type="checkbox"/> NIECE	<input type="checkbox"/> STEPDAUGHTER		
<input type="checkbox"/> BROTHER	<input type="checkbox"/> FATHER-IN-LAW	<input type="checkbox"/> COUSIN		
<input type="checkbox"/> SISTER	<input checked="" type="checkbox"/> MOTHER-IN-LAW	<input type="checkbox"/> HIRED MAN		
<input type="checkbox"/> FATHER	<input type="checkbox"/> SON-IN-LAW	<input type="checkbox"/> ROOMER		
<input type="checkbox"/> MOTHER	<input type="checkbox"/> DAUGHTER-IN-LAW	<input type="checkbox"/> SERVANT		
<input type="checkbox"/> GRANDSON	<input type="checkbox"/> BROTHER-IN-LAW	<input type="checkbox"/> OTHER (Specify)		
<input type="checkbox"/> GRANDDAUGHTER	<input type="checkbox"/> SISTER-IN-LAW			
<input type="checkbox"/> GRANDCHILD	<input type="checkbox"/> ORPHAN			

FORM 10-637
1910 CENSUS INDEX - INDIVIDUAL

U. S. DEPARTMENT OF COMMERCE
BUREAU OF THE CENSUS

TEXAS

W300		NAME OF INDIVIDUAL Wheat Mary		E.O. 2	SHEET 2
COLOR B.	AGE 3	BIRTHPLACE		VOL. 6	
COUNTY Brewster			CITY		
ENUMERATED WITH Johnson William					
RELATIONSHIP TO ABOVE					
<input type="checkbox"/> SON	<input type="checkbox"/> NEPHEW	<input type="checkbox"/> STEPSON			
<input type="checkbox"/> DAUGHTER	<input type="checkbox"/> NIECE	<input type="checkbox"/> STEPDAUGHTER			
<input type="checkbox"/> BROTHER	<input type="checkbox"/> FATHER-IN-LAW	<input type="checkbox"/> COUSIN			
<input type="checkbox"/> SISTER	<input type="checkbox"/> MOTHER-IN-LAW	<input type="checkbox"/> HIRED MAN			
<input type="checkbox"/> FATHER	<input type="checkbox"/> SON-IN-LAW	<input type="checkbox"/> ROOMER			
<input type="checkbox"/> MOTHER	<input type="checkbox"/> DAUGHTER-IN-LAW	<input type="checkbox"/> SERVANT			
<input type="checkbox"/> GRANDSON	<input type="checkbox"/> BROTHER-IN-LAW	<input type="checkbox"/> OTHER (Specify)			
<input checked="" type="checkbox"/> GRANDDAUGHTER	<input type="checkbox"/> SISTER-IN-LAW				
<input type="checkbox"/> GRANDCHILD	<input type="checkbox"/> ORPHAN				

FORM 10-637
1910 CENSUS INDEX - INDIVIDUAL

J.S. DEPARTMENT OF COMMERCE
BUREAU OF THE CENSUS

TEXAS

W 300	HEAD OF FAMILY		White Mary	E.O.	SHEET
COLOR	AGE	BIRTHPLACE		99	2
W	52	Kentucky		VOL.	17
COUNTY	Brown		CITY		
OTHER MEMBERS OF FAMILY					
NAME		RELATIONSHIP	AGE	BIRTHPLACE	
White Florence		SI	48	Kentucky	

FORM 10 636
1910 CENSUS INDEX - FAMILY

U. S. DEPARTMENT OF COMMERCE
BUREAU OF THE CENSUS

TEXAS

W 300		NAME OF INDIVIDUAL Widyte Mary		E.D. 39	SHEET 322
COLOR W	AGE 57	BIRTHPLACE Iowa		VOL. 34	
COUNTY Dallas		CITY Dallas			
ENUMERATED WITH = Widyte Katherine					
RELATIONSHIP TO ABOVE					
<input type="checkbox"/> SON	<input type="checkbox"/> NEPHEW	<input type="checkbox"/> STEPSON			
<input type="checkbox"/> DAUGHTER	<input type="checkbox"/> NIECE	<input type="checkbox"/> STEPDAUGHTER			
<input type="checkbox"/> BROTHER	<input type="checkbox"/> FATHER-IN-LAW	<input type="checkbox"/> COUSIN			
<input type="checkbox"/> SISTER	<input type="checkbox"/> MOTHER-IN-LAW	<input type="checkbox"/> HIRED MAN			
<input type="checkbox"/> FATHER	<input type="checkbox"/> SON-IN-LAW	<input type="checkbox"/> ROOMER			
<input type="checkbox"/> MOTHER	<input type="checkbox"/> DAUGHTER-IN-LAW	<input type="checkbox"/> SERVANT			
<input type="checkbox"/> GRANDSON	<input type="checkbox"/> BROTHER-IN-LAW	<input checked="" type="checkbox"/> OTHER (Specify)			
<input type="checkbox"/> GRANDDAUGHTER	<input type="checkbox"/> SISTER-IN-LAW	a			
<input type="checkbox"/> GRANDCHILD	<input type="checkbox"/> ORPHAN				

FORM 10-637
1910 CENSUS INDEX - INDIVIDUAL

U.S. DEPARTMENT OF COMMERCE
BUREAU OF THE CENSUS

TEXAS

W300	NAME OF INDIVIDUAL White, Mary		E.D. 48	SHEET 50
COLOR W	AGE 74	BIRTHPLACE	VOL. 3	
COUNTY Dallas		CITY Dallas		
ENUMERATED WITH Wilson, Thomas J.				
RELATIONSHIP TO ABOVE				
<input type="checkbox"/> SON	<input type="checkbox"/> NEPHEW	<input type="checkbox"/> STEPSON		
<input type="checkbox"/> DAUGHTER	<input type="checkbox"/> NIECE	<input type="checkbox"/> STEPDAUGHTER		
<input type="checkbox"/> BROTHER	<input type="checkbox"/> FATHER-IN-LAW	<input type="checkbox"/> COUSIN		
<input type="checkbox"/> SISTER	<input checked="" type="checkbox"/> MOTHER-IN-LAW	<input type="checkbox"/> HIRED MAN		
<input type="checkbox"/> FATHER	<input type="checkbox"/> SON-IN-LAW	<input type="checkbox"/> ROOMER		
<input type="checkbox"/> MOTHER	<input type="checkbox"/> DAUGHTER-IN-LAW	<input type="checkbox"/> SERVANT		
<input type="checkbox"/> GRANDSON	<input type="checkbox"/> BROTHER-IN-LAW	<input type="checkbox"/> OTHER (Specify)		
<input type="checkbox"/> GRANDDAUGHTER	<input type="checkbox"/> SISTER-IN-LAW			
<input type="checkbox"/> GRANDCHILD	<input type="checkbox"/> ORPHAN			

FORM 10 637
1910 CENSUS INDEX - INDIVIDUAL

U. S. DEPARTMENT OF COMMERCE
BUREAU OF THE CENSUS

TEXAS

W 300		NAME OF INDIVIDUAL Walt Mary		E.D. 25	SHEET 14
COLOR W	AGE 27	BIRTHPLACE Ore.		VOL. 34	
COUNTY Dallas			CITY Dallas		
ENUMERATED WITH Ray George A					
RELATIONSHIP TO ABOVE					
<input type="checkbox"/> SON	<input type="checkbox"/> NEPHEW	<input type="checkbox"/> STEPSON			
<input type="checkbox"/> DAUGHTER	<input type="checkbox"/> NIECE	<input type="checkbox"/> STEPDAUGHTER			
<input type="checkbox"/> BROTHER	<input type="checkbox"/> FATHER-IN-LAW	<input type="checkbox"/> COUSIN			
<input type="checkbox"/> SISTER	<input type="checkbox"/> MOTHER-IN-LAW	<input type="checkbox"/> HIRED MAN			
<input type="checkbox"/> FATHER	<input type="checkbox"/> SON-IN-LAW	<input checked="" type="checkbox"/> ROOMER			
<input type="checkbox"/> MOTHER	<input type="checkbox"/> DAUGHTER-IN-LAW	<input type="checkbox"/> SERVANT			
<input type="checkbox"/> GRANDSON	<input type="checkbox"/> BROTHER-IN-LAW	<input type="checkbox"/> OTHER (Specify)			
<input type="checkbox"/> GRANDDAUGHTER	<input type="checkbox"/> SISTER-IN-LAW				
<input type="checkbox"/> GRANDCHILD	<input type="checkbox"/> ORPHAN				

FORM 10-637

1910 CENSUS INDEX - INDIVIDUAL

U.S. DEPARTMENT OF COMMERCE
BUREAU OF THE CENSUS

TEXAS

W300	NAME OF INDIVIDUAL <i>White Mary</i>		E.O. 27	SHEET 102
COLOR <i>B</i>	AGE <i>33</i>	BIRTHPLACE	VOL. <i>34</i>	
COUNTY <i>Dallas</i>		CITY <i>Dallas</i>		
ENUMERATED WITH <i>Lejack Pete</i>				
RELATIONSHIP TO ABOVE				
<input type="checkbox"/> SON	<input type="checkbox"/> NEPHEW	<input type="checkbox"/> STEPSON		
<input type="checkbox"/> DAUGHTER	<input type="checkbox"/> NIECE	<input type="checkbox"/> STEPDAUGHTER		
<input type="checkbox"/> BROTHER	<input type="checkbox"/> FATHER-IN-LAW	<input type="checkbox"/> COUSIN		
<input type="checkbox"/> SISTER	<input type="checkbox"/> MOTHER-IN-LAW	<input type="checkbox"/> HIRED MAN		
<input type="checkbox"/> FATHER	<input type="checkbox"/> SON-IN-LAW	<input checked="" type="checkbox"/> BROTHER		
<input type="checkbox"/> MOTHER	<input type="checkbox"/> DAUGHTER-IN-LAW	<input type="checkbox"/> SERVANT		
<input type="checkbox"/> GRANDSON	<input type="checkbox"/> BROTHER-IN-LAW	<input type="checkbox"/> OTHER (Specify)		
<input type="checkbox"/> GRANDDAUGHTER	<input type="checkbox"/> SISTER-IN-LAW			
<input type="checkbox"/> GRANDCHILD	<input type="checkbox"/> ORPHAN			

FORM 10 637
1910 CENSUS INDEX - INDIVIDUAL

U.S. DEPARTMENT OF COMMERCE
BUREAU OF THE CENSUS

TEXAS

W300		HEAD OF FAMILY		E.D.	SHEET
White		Mary		60	173
COLOR	AGE	BIRTHPLACE		VOL.	
W	63	Ill.		35	
COUNTY			CITY		
D.			Dallas		
OTHER MEMBERS OF FAMILY					
NAME		RELATIONSHIP	AGE	BIRTHPLACE	
Lillian		Alone			

FORM 10-636
1910 CENSUS INDEX - FAMILY

U. S. DEPARTMENT OF COMMERCE
BUREAU OF THE CENSUS

TEXAS

W300	NAME OF INDIVIDUAL <i>White Mary</i>		E.D. <i>64</i>	SHEET <i>154</i>
COLOR <i>B</i>	AGE <i>22</i>	BIRTHPLACE	VOL <i>36</i>	
COUNTY		CITY <i>Dallas</i>		
ENUMERATED WITH <i>Bradfield John S</i>				
RELATIONSHIP TO ABOVE				
<input type="checkbox"/> SON	<input type="checkbox"/> NEPHEW	<input type="checkbox"/> STEPSON		
<input type="checkbox"/> DAUGHTER	<input type="checkbox"/> NIECE	<input type="checkbox"/> STEPDAUGHTER		
<input type="checkbox"/> BROTHER	<input type="checkbox"/> FATHER-IN-LAW	<input type="checkbox"/> COUSIN		
<input type="checkbox"/> SISTER	<input type="checkbox"/> MOTHER-IN-LAW	<input type="checkbox"/> HIRED MAN		
<input type="checkbox"/> FATHER	<input type="checkbox"/> SON-IN-LAW	<input type="checkbox"/> ROOMER		
<input type="checkbox"/> MOTHER	<input type="checkbox"/> DAUGHTER-IN-LAW	<input checked="" type="checkbox"/> SERVANT		
<input type="checkbox"/> GRANDSON	<input type="checkbox"/> BROTHER-IN-LAW	<input type="checkbox"/> OTHER (Specify)		
<input type="checkbox"/> GRANDDAUGHTER	<input type="checkbox"/> SISTER-IN-LAW			
<input type="checkbox"/> GRANDCHILD	<input type="checkbox"/> ORPHAN			

FORM 10-637
1910 CENSUS INDEX -- INDIVIDUAL

U. S. DEPARTMENT OF COMMERCE
BUREAU OF THE CENSUS

TEXAS

60300	HEAD OF FAMILY <i>White Male</i>		E.D. <i>44</i>	SHEET <i>219</i>
COLOR <i>B.</i>	AGE <i>40</i>	BIRTHPLACE		VOL. <i>3 5</i>
COUNTY <i>Dallas</i>		CITY <i>Dallas</i>		
OTHER MEMBERS OF FAMILY				
NAME		RELATIONSHIP	AGE	BIRTHPLACE
<i>Leona</i>		<i>S</i>	<i>18</i>	
<i>Euney</i>		<i>S</i>	<i>15</i>	
<i>Odie</i>		<i>S</i>	<i>11</i>	
<i>Bo</i>				

FORM 10-636
1910 CENSUS INDEX - FAMILYU. S. DEPARTMENT OF COMMERCE
BUREAU OF THE CENSUS

TEXAS

W-300	NAME OF INDIVIDUAL <i>White Mary</i>		E.D. <i>45</i>	SHEET <i>43</i>
COLOR <i>Mu</i>	AGE <i>23</i>	BIRTHPLACE	VOL. <i>34</i>	
COUNTY		CITY <i>Dallas</i>		
ENUMERATED WITH <i>Noble W. N.</i>		<i>Dallas</i>		
RELATIONSHIP TO ABOVE				
<input type="checkbox"/> SON	<input type="checkbox"/> NEPHEW	<input type="checkbox"/> STEPSON		
<input type="checkbox"/> DAUGHTER	<input type="checkbox"/> NIECE	<input type="checkbox"/> STEPDAUGHTER		
<input type="checkbox"/> BROTHER	<input type="checkbox"/> FATHER-IN-LAW	<input type="checkbox"/> COUSIN		
<input type="checkbox"/> SISTER	<input type="checkbox"/> MOTHER-IN-LAW	<input type="checkbox"/> HIRED MAN		
<input type="checkbox"/> FATHER	<input type="checkbox"/> SON-IN-LAW	<input type="checkbox"/> ROOMER		
<input type="checkbox"/> MOTHER	<input type="checkbox"/> DAUGHTER-IN-LAW	<input checked="" type="checkbox"/> SERVANT		
<input type="checkbox"/> GRANDSON	<input type="checkbox"/> BROTHER-IN-LAW	<input type="checkbox"/> OTHER (Specify)		
<input type="checkbox"/> GRANDDAUGHTER	<input type="checkbox"/> SISTER-IN-LAW			
<input type="checkbox"/> GRANDCHILD	<input type="checkbox"/> ORPHAN			

FORM 10 637
1910 CENSUS INDEX - INDIVIDUAL

U. S. DEPARTMENT OF COMMERCE
BUREAU OF THE CENSUS

TEXAS

00300		HEAD OF FAMILY		E.D.	SHEET
		Wood Mary		23	38
COLOR	AGE	BIRTHPLACE		VOL.	
W	35	Tex.		33	
COUNTY	Dallas		CITY	Dallas	
OTHER MEMBERS OF FAMILY					
NAME		RELATIONSHIP	AGE	BIRTHPLACE	
+ 1 bo					

FORM 10 636
1910 CENSUS INDEX - FAMILY

U. S. DEPARTMENT OF COMMERCE
BUREAU OF THE CENSUS

TEXAS

W300		NAME OF INDIVIDUAL White, Mary		E.D. 42	SHEET 297
COLOR Tan	AGE 24	BIRTHPLACE Oaky		VOL. 35	
COUNTY Dallas		CITY Dallas			
ENUMERATED WITH Miles, Klus S					
RELATIONSHIP TO ABOVE					
<input type="checkbox"/> SON	<input type="checkbox"/> NEPHEW	<input type="checkbox"/> STEPSON			
<input type="checkbox"/> DAUGHTER	<input type="checkbox"/> NIECE	<input type="checkbox"/> STEPDAUGHTER			
<input type="checkbox"/> BROTHER	<input type="checkbox"/> FATHER-IN-LAW	<input type="checkbox"/> COUSIN			
<input type="checkbox"/> SISTER	<input type="checkbox"/> MOTHER-IN-LAW	<input type="checkbox"/> HIRED MAN			
<input type="checkbox"/> FATHER	<input type="checkbox"/> SON-IN-LAW	<input checked="" type="checkbox"/> ROOMER			
<input type="checkbox"/> MOTHER	<input type="checkbox"/> DAUGHTER-IN-LAW	<input type="checkbox"/> SERVANT			
<input type="checkbox"/> GRANDSON	<input type="checkbox"/> BROTHER-IN-LAW	<input type="checkbox"/> OTHER (Specify)			
<input type="checkbox"/> GRANDDAUGHTER	<input type="checkbox"/> SISTER-IN-LAW				
<input type="checkbox"/> GRANDCHILD	<input type="checkbox"/> ORPHAN				

FORM 10.637
1910 CENSUS INDEX - INDIVIDUAL

U.S. DEPARTMENT OF COMMERCE
BUREAU OF THE CENSUS

TEXAS

W300	NAME OF INDIVIDUAL Wyatt Mary		E.D. 3	SHEET 18
COLOR B	AGE 16	BIRTHPLACE	VOL. 3	
COUNTY		Austin	CITY	
ENUMERATED WITH Wyatt Tom				
RELATIONSHIP TO ABOVE				
<input type="checkbox"/> SON	<input type="checkbox"/> NEPHEW	<input type="checkbox"/> STEPSON		
<input type="checkbox"/> DAUGHTER	<input type="checkbox"/> NIECE	<input type="checkbox"/> STEPDAUGHTER		
<input type="checkbox"/> BROTHER	<input type="checkbox"/> FATHER-IN-LAW	<input type="checkbox"/> COUSIN		
<input type="checkbox"/> SISTER	<input type="checkbox"/> MOTHER-IN-LAW	<input type="checkbox"/> HIRED MAN		
<input type="checkbox"/> FATHER	<input type="checkbox"/> SON-IN-LAW	<input type="checkbox"/> ROOMER		
<input type="checkbox"/> MOTHER	<input type="checkbox"/> DAUGHTER-IN-LAW	<input type="checkbox"/> SERVANT		
<input type="checkbox"/> GRANDSON	<input type="checkbox"/> BROTHER-IN-LAW	<input checked="" type="checkbox"/> OTHER (Specify)		
<input type="checkbox"/> GRANDDAUGHTER	<input type="checkbox"/> SISTER-IN-LAW	adopted son		
<input type="checkbox"/> GRANDCHILD	<input type="checkbox"/> ORPHAN			

FORM 10-637
1910 CENSUS INDEX - INDIVIDUAL

U.S. DEPARTMENT OF COMMERCE
BUREAU OF THE CENSUS

TEXAS

77300		NAME OF INDIVIDUAL <i>White Mary</i>		E.D. 15	SHEET 4
COLOR B	AGE 31	BIRTHPLACE -		VOL. 3	
COUNTY Austin		CITY -			
ENUMERATED WITH <i>White Loria</i>					
RELATIONSHIP TO ABOVE					
<input type="checkbox"/> SON	<input type="checkbox"/> NEPHEW	<input type="checkbox"/> STEPSON			
<input type="checkbox"/> DAUGHTER	<input type="checkbox"/> NIECE	<input type="checkbox"/> STEPDAUGHTER			
<input type="checkbox"/> BROTHER	<input type="checkbox"/> FATHER-IN-LAW	<input type="checkbox"/> COUSIN			
<input checked="" type="checkbox"/> SISTER	<input type="checkbox"/> MOTHER-IN-LAW	<input type="checkbox"/> HIRED MAN			
<input type="checkbox"/> FATHER	<input type="checkbox"/> SON-IN-LAW	<input type="checkbox"/> ROOMER			
<input type="checkbox"/> MOTHER	<input type="checkbox"/> DAUGHTER-IN-LAW	<input type="checkbox"/> SERVANT			
<input type="checkbox"/> GRANDSON	<input type="checkbox"/> BROTHER-IN-LAW	<input type="checkbox"/> OTHER (Specify)			
<input type="checkbox"/> GRANDDAUGHTER	<input type="checkbox"/> SISTER-IN-LAW				
<input type="checkbox"/> GRANDCHILD	<input type="checkbox"/> ORPHAN				

FORM 10-637
1910 CENSUS INDEX - INDIVIDUAL

U.S. DEPARTMENT OF COMMERCE
BUREAU OF THE CENSUS

TEXAS

W300	NAME OF INDIVIDUAL <i>White, Mary</i>		E.D. <i>6</i>	SHEET <i>23</i>
COLOR <i>B.</i>	AGE <i>13</i>	BIRTHPLACE	VOL. <i>2</i>	
COUNTY <i>Angelina</i>		CITY		
ENUMERATED WITH <i>Robinson, Todd J.</i>				
RELATIONSHIP TO ABOVE				
<input type="checkbox"/> SON	<input type="checkbox"/> NEPHEW	<input type="checkbox"/> STEPSON		
<input type="checkbox"/> DAUGHTER	<input type="checkbox"/> NIECE	<input checked="" type="checkbox"/> STEPDAUGHTER		
<input type="checkbox"/> BROTHER	<input type="checkbox"/> FATHER-IN-LAW	<input type="checkbox"/> COUSIN		
<input type="checkbox"/> SISTER	<input type="checkbox"/> MOTHER-IN-LAW	<input type="checkbox"/> HIRED MAN		
<input type="checkbox"/> FATHER	<input type="checkbox"/> SON-IN-LAW	<input type="checkbox"/> ROOMER		
<input type="checkbox"/> MOTHER	<input type="checkbox"/> DAUGHTER-IN-LAW	<input type="checkbox"/> SERVANT		
<input type="checkbox"/> GRANDSON	<input type="checkbox"/> BROTHER-IN-LAW	<input type="checkbox"/> OTHER (<i>Specify</i>)		
<input type="checkbox"/> GRANDDAUGHTER	<input type="checkbox"/> SISTER-IN-LAW			
<input type="checkbox"/> GRANDCHILD	<input type="checkbox"/> ORPHAN			

FORM 10-637
1910 CENSUS INDEX - INDIVIDUAL

U. S. DEPARTMENT OF COMMERCE
BUREAU OF THE CENSUS

TEXAS

W300		NAME OF INDIVIDUAL <i>White, Mary</i>		E.D.	SHEET
COLOR <i>B</i>	AGE <i>26</i>	BIRTHPLACE		<i>59</i>	
COUNTY			CITY		
			<i>Bastrop</i>		
ENUMERATED WITH <i>Jackson, Richard</i>					
RELATIONSHIP TO ABOVE					
<input type="checkbox"/> SON	<input type="checkbox"/> NEPHEW	<input type="checkbox"/> STEPSON			
<input type="checkbox"/> DAUGHTER	<input type="checkbox"/> NIECE	<input type="checkbox"/> STEPDAUGHTER			
<input type="checkbox"/> BROTHER	<input type="checkbox"/> FATHER-IN-LAW	<input type="checkbox"/> COUSIN			
<input type="checkbox"/> SISTER	<input type="checkbox"/> MOTHER-IN-LAW	<input type="checkbox"/> HIRED MAN			
<input type="checkbox"/> FATHER	<input type="checkbox"/> SON-IN-LAW	<input type="checkbox"/> ROOMER			
<input type="checkbox"/> MOTHER	<input type="checkbox"/> DAUGHTER-IN-LAW	<input type="checkbox"/> SERVANT			
<input type="checkbox"/> GRANDSON	<input type="checkbox"/> BROTHER-IN-LAW	<input type="checkbox"/> OTHER (Specify)			
<input type="checkbox"/> GRANDDAUGHTER	<input type="checkbox"/> SISTER-IN-LAW				
<input type="checkbox"/> GRANDCHILD	<input type="checkbox"/> ORPHAN				

FORM 10-637
1910 CENSUS INDEX - INDIVIDUAL

U.S. DEPARTMENT OF COMMERCE
BUREAU OF THE CENSUS

TEXAS

100		HEAD OF FAMILY		E.D.	SHEET
White		Mary		3	3
COLOR	AGE	BIRTHPLACE		VOL.	
B	60	Tn		5	
COUNTY			CITY		
Bastrop			Smithville		
OTHER MEMBERS OF FAMILY					
NAME		RELATIONSHIP	AGE	BIRTHPLACE	
Brown, L. A. Jr.		Son	8-		

FORM 10 636

1910 CENSUS INDEX - FAMILY

U. S. DEPARTMENT OF COMMERCE
BUREAU OF THE CENSUS

TEXAS

W300		NAME OF INDIVIDUAL <i>White Mary</i>		E.D. 103	SHEET 47
COLOR 11	AGE 22	BIRTHPLACE		VOL. 36	
COUNTY <i>Dallas</i>			CITY		
ENUMERATED WITH <i>Fetterington George O</i>					
RELATIONSHIP TO ABOVE					
<input type="checkbox"/> SON	<input type="checkbox"/> NEPHEW	<input type="checkbox"/> STEPSON			
<input type="checkbox"/> DAUGHTER	<input type="checkbox"/> NIECE	<input type="checkbox"/> STEPDAUGHTER			
<input type="checkbox"/> BROTHER	<input type="checkbox"/> FATHER-IN-LAW	<input type="checkbox"/> COUSIN			
<input type="checkbox"/> SISTER	<input type="checkbox"/> MOTHER-IN-LAW	<input type="checkbox"/> HIRED MAN			
<input type="checkbox"/> FATHER	<input type="checkbox"/> SON-IN-LAW	<input type="checkbox"/> ROOMER			
<input type="checkbox"/> MOTHER	<input type="checkbox"/> DAUGHTER-IN-LAW	<input type="checkbox"/> SERVANT			
<input type="checkbox"/> GRANDSON	<input type="checkbox"/> BROTHER-IN-LAW	<input type="checkbox"/> OTHER (<i>Specify</i>)			
<input type="checkbox"/> GRANDDAUGHTER	<input type="checkbox"/> SISTER-IN-LAW				
<input type="checkbox"/> GRANDCHILD	<input type="checkbox"/> ORPHAN				

FORM 10 637
1910 CENSUS INDEX - INDIVIDUAL

U. S. DEPARTMENT OF COMMERCE
BUREAU OF THE CENSUS

TEXAS

W300		NAME OF INDIVIDUAL Walt, Mary		E.D. 134	SHEET 227
COLOR W	AGE 62	BIRTHPLACE		VOL. 130	
COUNTY Tarrant			CITY Fort Worth		
ENUMERATED WITH Walt, Daniel ✓					
RELATIONSHIP TO ABOVE					
<input type="checkbox"/> SON	<input type="checkbox"/> NEPHEW	<input type="checkbox"/> STEPSON			
<input type="checkbox"/> DAUGHTER	<input type="checkbox"/> NIECE	<input type="checkbox"/> STEPDAUGHTER			
<input type="checkbox"/> BROTHER	<input type="checkbox"/> FATHER-IN-LAW	<input type="checkbox"/> COUSIN			
<input type="checkbox"/> SISTER	<input type="checkbox"/> MOTHER-IN-LAW	<input type="checkbox"/> HIRED MAN			
<input type="checkbox"/> FATHER	<input type="checkbox"/> SON-IN-LAW	<input type="checkbox"/> ROOMER			
<input checked="" type="checkbox"/> MOTHER	<input type="checkbox"/> DAUGHTER-IN-LAW	<input type="checkbox"/> SERVANT			
<input type="checkbox"/> GRANDSON	<input type="checkbox"/> BROTHER-IN-LAW	<input type="checkbox"/> OTHER (Specify)			
<input type="checkbox"/> GRANDDAUGHTER	<input type="checkbox"/> SISTER-IN-LAW				
<input type="checkbox"/> GRANDCHILD	<input type="checkbox"/> ORPHAN				

FORM 10-637
1910 CENSUS INDEX - INDIVIDUAL

U.S. DEPARTMENT OF COMMERCE
BUREAU OF THE CENSUS

TEXAS

W 300	HEAD OF FAMILY - 1		E.D.	SHEET
COLOR	AGE	BIRTHPLACE	VOL.	
COUNTY Tarrant		CITY Fort Worth		
OTHER MEMBERS OF FAMILY				
1	NAME	RELATIONSHIP	AGE	BIRTHPLACE

FORM 10-636
1910 CENSUS INDEX - FAMILY

U.S. DEPARTMENT OF COMMERCE
BUREAU OF THE CENSUS

TEXAS

W300	NAME OF INDIVIDUAL <i>White Mary</i>		E.D. <i>61</i>	SHEET <i>38</i>
COLOR <i>B</i>	AGE <i>13</i>	BIRTHPLACE	VOL. <i>57</i>	
COUNTY <i>Fayette</i>		CITY		
ENUMERATED WITH <i>Slater Martha</i>				
RELATIONSHIP TO ABOVE				
<input type="checkbox"/> SON	<input type="checkbox"/> NEPHEW	<input type="checkbox"/> STEPSON		
<input type="checkbox"/> DAUGHTER	<input type="checkbox"/> NIECE	<input type="checkbox"/> STEPDAUGHTER		
<input type="checkbox"/> BROTHER	<input type="checkbox"/> FATHER-IN-LAW	<input type="checkbox"/> COUSIN		
<input type="checkbox"/> SISTER	<input type="checkbox"/> MOTHER-IN-LAW	<input type="checkbox"/> HIRED MAN		
<input type="checkbox"/> FATHER	<input type="checkbox"/> SON-IN-LAW	<input type="checkbox"/> ROOMER		
<input type="checkbox"/> MOTHER	<input type="checkbox"/> DAUGHTER-IN-LAW	<input type="checkbox"/> SERVANT		
<input type="checkbox"/> GRANDSON	<input type="checkbox"/> BROTHER-IN-LAW	<input checked="" type="checkbox"/> OTHER (Specify) <i>ad</i>		
<input type="checkbox"/> GRANDDAUGHTER	<input type="checkbox"/> SISTER-IN-LAW			
<input type="checkbox"/> GRANDCHILD	<input type="checkbox"/> ORPHAN			

FORM 10-637
1910 CENSUS INDEX - INDIVIDUAL

U.S. DEPARTMENT OF COMMERCE
BUREAU OF THE CENSUS

TEXAS

W 300	HEAD OF FAMILY		E.D.	SHEET
	Wife Mary		116	142
COLOR	AGE	BIRTHPLACE	VOL.	
W.	39	La	112	
COUNTY	CITY			
Orange			Orange	
OTHER MEMBERS OF FAMILY				
NAME		RELATIONSHIP	AGE	BIRTHPLACE
1. Jim		H	12	
Johnston, Margaret		D	10	La
1. Johnson		D	3	
Hovick, Boyd		A	5	

FORM 10-636
 1910 CENSUS INDEX - FAMILY

U. S. DEPARTMENT OF COMMERCE
 BUREAU OF THE CENSUS

TEXAS

M 30		NAME OF INDIVIDUAL White Mary		E.D. 101	SHEET 88
COLOR W	AGE 30	BIRTHPLACE Ga		VOL. 139	
COUNTY		Upshur		CITY	
ENUMERATED WITH Kirk Lurah L					
RELATIONSHIP TO ABOVE					
<input type="checkbox"/> SON	<input type="checkbox"/> NEPHEW	<input type="checkbox"/> STEPSON			
<input type="checkbox"/> DAUGHTER	<input type="checkbox"/> NIECE	<input type="checkbox"/> STEPDAUGHTER			
<input type="checkbox"/> BROTHER	<input type="checkbox"/> FATHER-IN-LAW	<input type="checkbox"/> COUSIN			
<input type="checkbox"/> SISTER	<input type="checkbox"/> MOTHER-IN-LAW	<input type="checkbox"/> HIRED MAN			
<input type="checkbox"/> FATHER	<input type="checkbox"/> SON-IN-LAW	<input type="checkbox"/> ROOMER			
<input type="checkbox"/> MOTHER	<input type="checkbox"/> DAUGHTER-IN-LAW	<input type="checkbox"/> SERVANT			
<input type="checkbox"/> GRANDSON	<input type="checkbox"/> BROTHER-IN-LAW	<input type="checkbox"/> OTHER (Specify)			
<input type="checkbox"/> GRANDDAUGHTER	<input type="checkbox"/> SISTER-IN-LAW	<input type="checkbox"/>			
<input type="checkbox"/> GRANDCHILD	<input type="checkbox"/> ORPHAN	<input type="checkbox"/>			

FORM BC-627 (2-5-67)
FORMERLY 10-637

1910 CENSUS INDEX - INDIVIDUAL

U.S. DEPARTMENT OF COMMERCE
BUREAU OF THE CENSUS

TEXAS

14300		NAME OF INDIVIDUAL Wade Mary		E.D. 110	SHEET 143
COLOR W	AGE 17	BIRTHPLACE		VOL. 140	
COUNTY		Van Zandt		CITY	
ENUMERATED WITH		Martin E. S.			
RELATIONSHIP TO ABOVE					
<input type="checkbox"/> SON <input type="checkbox"/> DAUGHTER <input type="checkbox"/> BROTHER <input type="checkbox"/> SISTER <input type="checkbox"/> FATHER <input type="checkbox"/> MOTHER <input type="checkbox"/> GRANDSON <input type="checkbox"/> GRANDDAUGHTER <input type="checkbox"/> GRANDCHILD		<input type="checkbox"/> NEPHEW <input type="checkbox"/> NIECE <input type="checkbox"/> FATHER-IN-LAW <input type="checkbox"/> MOTHER-IN-LAW <input type="checkbox"/> SON-IN-LAW <input type="checkbox"/> DAUGHTER-IN-LAW <input type="checkbox"/> BROTHER-IN-LAW <input type="checkbox"/> SISTER-IN-LAW <input type="checkbox"/> ORPHAN		<input type="checkbox"/> STEPSON <input type="checkbox"/> STEPDAUGHTER <input type="checkbox"/> COUSIN <input type="checkbox"/> HIRED MAN <input type="checkbox"/> ROOMER <input type="checkbox"/> SERVANT <input type="checkbox"/> OTHER (Specify) <input type="checkbox"/>	

FORM BC-627 (5-5-67)
FORMERLY 10-637

1910 CENSUS INDEX - INDIVIDUAL

U.S. DEPARTMENT OF COMMERCE
BUREAU OF THE CENSUS

WBCU		NAME OF INDIVIDUAL		TEXAS	
white Mary		E.D.		SHEET	
COLOR	AGE	BIRTHPLACE		110	190
W	61			VOL.	
COUNTY			CITY		140
Van Zandt					
ENUMERATED WITH -					
white Parvie					
RELATIONSHIP TO ABOVE					
<input type="checkbox"/> SON	<input type="checkbox"/> NEPHEW	<input type="checkbox"/> STEPSON			
<input type="checkbox"/> DAUGHTER	<input type="checkbox"/> NIECE	<input type="checkbox"/> STEPDAUGHTER			
<input type="checkbox"/> BROTHER	<input type="checkbox"/> FATHER-IN-LAW	<input type="checkbox"/> COUSIN			
<input type="checkbox"/> SISTER	<input type="checkbox"/> MOTHER-IN-LAW	<input type="checkbox"/> HIRED MAN			
<input type="checkbox"/> FATHER	<input type="checkbox"/> SON-IN-LAW	<input type="checkbox"/> ROOMER			
<input checked="" type="checkbox"/> MOTHER	<input type="checkbox"/> DAUGHTER-IN-LAW	<input type="checkbox"/> SERVANT			
<input type="checkbox"/> GRANDSON	<input type="checkbox"/> BROTHER-IN-LAW	<input type="checkbox"/> OTHER (Specify)			
<input type="checkbox"/> GRANDDAUGHTER	<input type="checkbox"/> SISTER-IN-LAW	<input type="checkbox"/>			
<input type="checkbox"/> GRANDCHILD	<input type="checkbox"/> ORPHAN	<input type="checkbox"/>			

FORM BC-627 (5-5-67)
FORMERLY 10-637

1910 CENSUS INDEX - INDIVIDUAL

U.S. DEPARTMENT OF COMMERCE
BUREAU OF THE CENSUS

TEXAS

1300		NAME OF INDIVIDUAL		E.D.	SHEET
Wade		Mary		110	18
COLOR	AGE	BIRTHPLACE		VOL.	
W	22			140	
COUNTY			CITY		
			Van Zandt		
ENUMERATED WITH					
Sister Robert L.					
RELATIONSHIP TO ABOVE					
<input type="checkbox"/> SON	<input type="checkbox"/> NEPHEW	<input type="checkbox"/> STEPSON			
<input type="checkbox"/> DAUGHTER	<input type="checkbox"/> NIECE	<input type="checkbox"/> STEPDAUGHTER			
<input type="checkbox"/> BROTHER	<input type="checkbox"/> FATHER-IN-LAW	<input type="checkbox"/> COYSIN			
<input type="checkbox"/> SISTER	<input type="checkbox"/> MOTHER-IN-LAW	<input type="checkbox"/> HIRED MAN			
<input type="checkbox"/> FATHER	<input type="checkbox"/> SON-IN-LAW	<input type="checkbox"/> ROOMER			
<input type="checkbox"/> MOTHER	<input type="checkbox"/> DAUGHTER-IN-LAW	<input type="checkbox"/> SERVANT			
<input type="checkbox"/> GRANDSON	<input type="checkbox"/> BROTHER-IN-LAW	<input type="checkbox"/> OTHER (Specify)			
<input type="checkbox"/> GRANDDAUGHTER	<input type="checkbox"/> SISTER-IN-LAW	<input checked="" type="checkbox"/> W. i. -			
<input type="checkbox"/> GRANDCHILD	<input type="checkbox"/> ORPHAN				

FORM BC-627 (5-5-67)
FORMERLY 10-637

U.S. DEPARTMENT OF COMMERCE
BUREAU OF THE CENSUS

1910 CENSUS INDEX - INDIVIDUAL

TEXAS

16308		NAME OF INDIVIDUAL		E.D.	SHEET
W		AGE	BIRTHPLACE	31	9
COUNTRY		Caldwell		VOL.	19
CITY		Caldwell			
ENUMERATED WITH					
RELATIONSHIP TO ABOVE					
<input type="checkbox"/> SON	<input type="checkbox"/> NEPHEW	<input type="checkbox"/> STEPSON			
<input checked="" type="checkbox"/> DAUGHTER	<input type="checkbox"/> NIECE	<input type="checkbox"/> STEPDAUGHTER			
<input type="checkbox"/> BROTHER	<input type="checkbox"/> FATHER-IN-LAW	<input type="checkbox"/> COUSIN			
<input type="checkbox"/> SISTER	<input type="checkbox"/> MOTHER-IN-LAW	<input type="checkbox"/> HIRED MAN			
<input type="checkbox"/> FATHER	<input type="checkbox"/> SON-IN-LAW	<input type="checkbox"/> ROOMER			
<input type="checkbox"/> MOTHER	<input type="checkbox"/> DAUGHTER-IN-LAW	<input type="checkbox"/> SERVANT			
<input type="checkbox"/> GRANDSON	<input type="checkbox"/> BROTHER-IN-LAW	<input type="checkbox"/> OTHER (Specify)			
<input type="checkbox"/> GRANDDAUGHTER	<input type="checkbox"/> SISTER-IN-LAW				
<input type="checkbox"/> GRANDCHILD	<input type="checkbox"/> ORPHAN				

FORM 10-637
1910 CENSUS INDEX - INDIVIDUAL

U. S. DEPARTMENT OF COMMERCE
BUREAU OF THE CENSUS

TEXAS

W 300	NAME OF INDIVIDUAL Wyatt		Mary		E.D.	SHEET
COLOR B	AGE 30	BIRTHPLACE		20	15	
COUNTY	Burleson		CITY		VOL.	18
ENUMERATED WITH Solwar						
RELATIONSHIP TO ABOVE Edward D.						
<input type="checkbox"/> SON	<input type="checkbox"/> NEPHEW	<input type="checkbox"/> STEPSON				
<input type="checkbox"/> DAUGHTER	<input type="checkbox"/> NIECE	<input type="checkbox"/> STEPODAUGHTER				
<input type="checkbox"/> BROTHER	<input type="checkbox"/> FATHER-IN-LAW	<input type="checkbox"/> COUSIN				
<input type="checkbox"/> SISTER	<input type="checkbox"/> MOTHER-IN-LAW	<input type="checkbox"/> HIRED MAN				
<input type="checkbox"/> FATHER	<input type="checkbox"/> SON-IN-LAW	<input type="checkbox"/> ROOMER				
<input type="checkbox"/> MOTHER	<input type="checkbox"/> DAUGHTER-IN-LAW	<input type="checkbox"/> SERVANT				
<input type="checkbox"/> GRANDSON	<input type="checkbox"/> BROTHER-IN-LAW	<input checked="" type="checkbox"/> OTHER (Specify)				
<input type="checkbox"/> GRANDDAUGHTER	<input type="checkbox"/> SISTER-IN-LAW	HK				
<input type="checkbox"/> GRANDCHILD	<input type="checkbox"/> ORPHAN					

FORM 10-537 -
1910 CENSUS INDEX - INDIVIDUAL

U.S. DEPARTMENT OF COMMERCE
BUREAU OF THE CENSUS

TEXAS

W300		NAME OF INDIVIDUAL		E.D.	SHEET
COLOR	W	AGE	57	31	107
		BIRTHPLACE	Iowa	VOL.	49
COUNTY	Erath		CITY		
ENUMERATED WITH					
Wyatt Charles					
RELATIONSHIP TO ABOVE					
<input type="checkbox"/> SON	<input type="checkbox"/> NEPHEW	<input type="checkbox"/> STEPSON			
<input type="checkbox"/> DAUGHTER	<input type="checkbox"/> NIECE	<input type="checkbox"/> STEPDAUGHTER			
<input type="checkbox"/> BROTHER	<input type="checkbox"/> FATHER-IN-LAW	<input type="checkbox"/> COUSIN			
<input type="checkbox"/> SISTER	<input type="checkbox"/> MOTHER-IN-LAW	<input type="checkbox"/> HIRED MAN			
<input type="checkbox"/> FATHER	<input type="checkbox"/> SON-IN-LAW	<input type="checkbox"/> ROOMER			
<input checked="" type="checkbox"/> MOTHER	<input type="checkbox"/> DAUGHTER-IN-LAW	<input type="checkbox"/> SERVANT			
<input type="checkbox"/> GRANDSON	<input type="checkbox"/> BROTHER-IN-LAW	<input type="checkbox"/> OTHER (Specify)			
<input type="checkbox"/> GRANDDAUGHTER	<input type="checkbox"/> SISTER-IN-LAW				
<input type="checkbox"/> GRANDCHILD	<input type="checkbox"/> ORPHAN				

FORM 10 637

1910 CENSUS INDEX - INDIVIDUAL

U. S. DEPARTMENT OF COMMERCE
BUREAU OF THE CENSUS

W 300		NAME OF INDIVIDUAL		TEXAS	
COLOR	W	AGE	35	BIRTHPLACE	W. H. Harris
COUNTY	Harris		CITY	E.D.	111
ENUMERATED WITH				SHEET	326
RELATIONSHIP TO ABOVE				VOL.	69
<input type="checkbox"/> SON <input type="checkbox"/> DAUGHTER <input type="checkbox"/> BROTHER <input type="checkbox"/> SISTER <input type="checkbox"/> FATHER <input type="checkbox"/> MOTHER <input type="checkbox"/> GRANDSON <input type="checkbox"/> GRANDDAUGHTER <input type="checkbox"/> GRANDCHILD		<input type="checkbox"/> NEPHEW <input type="checkbox"/> NIECE <input type="checkbox"/> FATHER-IN-LAW <input type="checkbox"/> MOTHER-IN-LAW <input type="checkbox"/> SON-IN-LAW <input type="checkbox"/> DAUGHTER-IN-LAW <input type="checkbox"/> BROTHER-IN-LAW <input type="checkbox"/> SISTER-IN-LAW <input type="checkbox"/> ORPHAN		<input type="checkbox"/> STEPSON <input type="checkbox"/> STEPDAUGHTER <input type="checkbox"/> COUSIN <input type="checkbox"/> HIRED MAN <input type="checkbox"/> ROOMER <input type="checkbox"/> SERVANT <input checked="" type="checkbox"/> OTHER (Specify) <i>House Keeper</i>	

FORM 10 637
 1910 CENSUS INDEX - INDIVIDUAL

U. S. DEPARTMENT OF COMMERCE
 BUREAU OF THE CENSUS

TEXAS

W300	NAME OF INDIVIDUAL <i>Wood Mary</i>		E. D. <i>45</i>	SHEET <i>189</i>
COLOR <i>W</i>	AGE <i>34</i>	BIRTHPLACE <i>La.</i>	VOL. <i>69</i>	
COUNTY <i>Harris</i>		CITY <i>Houston Heights</i>		
ENUMERATED WITH <i>Hubble Alice</i>				
RELATIONSHIP TO ABOVE				
<input type="checkbox"/> SON	<input type="checkbox"/> NEPHEW	<input type="checkbox"/> STEPSON		
<input type="checkbox"/> DAUGHTER	<input type="checkbox"/> NIECE	<input type="checkbox"/> STEPDAUGHTER		
<input type="checkbox"/> BROTHER	<input type="checkbox"/> FATHER-IN-LAW	<input type="checkbox"/> COUSIN		
<input type="checkbox"/> SISTER	<input type="checkbox"/> MOTHER-IN-LAW	<input type="checkbox"/> HIRED MAN		
<input type="checkbox"/> FATHER	<input type="checkbox"/> SON-IN-LAW	<input checked="" type="checkbox"/> ROOMER		
<input checked="" type="checkbox"/> MOTHER	<input type="checkbox"/> DAUGHTER-IN-LAW	<input type="checkbox"/> SERVANT		
<input type="checkbox"/> GRANDSON	<input type="checkbox"/> BROTHER-IN-LAW	<input type="checkbox"/> OTHER (<i>Specify</i>)		
<input type="checkbox"/> GRANDDAUGHTER	<input type="checkbox"/> SISTER-IN-LAW			
<input type="checkbox"/> GRANDCHILD	<input type="checkbox"/> ORPHAN			

FORM 10 637
1910 CENSUS INDEX - INDIVIDUALU. S. DEPARTMENT OF COMMERCE
BUREAU OF THE CENSUS

TEXAS

W300	HEAD OF FAMILY Wade Mary		E.D. 40	SHEET 61
COLOR Mex	AGE 21	BIRTHPLACE		VOL. 69
COUNTY Harris		CITY		
OTHER MEMBERS OF FAMILY				
NAME		RELATIONSHIP	AGE	BIRTHPLACE
/ Earl		S	1 1/2	
- Johnson Oscar		B	15	
/ Kettle		S	18	
/ Young		B	11	
#12				

FORM 10 836
1910 CENSUS INDEX - FAMILY

U.S. DEPARTMENT OF COMMERCE
BUREAU OF THE CENSUS

TEXAS

W300	NAME OF INDIVIDUAL <i>White Mary</i>		E.D. 167	SHEET 442
COLOR <i>W</i>	AGE 27	BIRTHPLACE	VOL. 92	
COUNTY Lampasas		CITY <i>Lampasas</i>		
ENUMERATED WITH <i>Ray William A</i>				
RELATIONSHIP TO ABOVE				
<input type="checkbox"/> SON	<input type="checkbox"/> NEPHEW	<input type="checkbox"/> STEPSON		
<input checked="" type="checkbox"/> DAUGHTER	<input type="checkbox"/> NIECE	<input type="checkbox"/> STEPDAUGHTER		
<input type="checkbox"/> BROTHER	<input type="checkbox"/> FATHER-IN-LAW	<input type="checkbox"/> COUSIN		
<input type="checkbox"/> SISTER	<input type="checkbox"/> MOTHER-IN-LAW	<input type="checkbox"/> HIRED MAN		
<input type="checkbox"/> FATHER	<input type="checkbox"/> SON-IN-LAW	<input type="checkbox"/> ROOMER		
<input type="checkbox"/> MOTHER	<input type="checkbox"/> DAUGHTER-IN-LAW	<input type="checkbox"/> SERVANT		
<input type="checkbox"/> GRANDSON	<input type="checkbox"/> BROTHER-IN-LAW	<input type="checkbox"/> OTHER (Specify)		
<input type="checkbox"/> GRANDDAUGHTER	<input type="checkbox"/> SISTER-IN-LAW			
<input type="checkbox"/> GRANDCHILD	<input type="checkbox"/> ORPHAN			

FORM 10-637
1910 CENSUS INDEX - INDIVIDUAL

U.S. DEPARTMENT OF COMMERCE
BUREAU OF THE CENSUS

TEXAS

W300		NAME OF INDIVIDUAL <i>Wood, Mary</i>		E.D. 117	SHEET 270
COLOR <i>B</i>	AGE <i>23</i>	BIRTHPLACE		VOL. <i>93</i>	
COUNTY LAVACA			CITY		
ENUMERATED WITH <i>Harris, Emeline</i>					
RELATIONSHIP TO ABOVE					
<input type="checkbox"/> SON	<input type="checkbox"/> NEPHEW	<input type="checkbox"/> STEPSON			
<input type="checkbox"/> DAUGHTER	<input type="checkbox"/> NIECE	<input type="checkbox"/> STEPDAUGHTER			
<input type="checkbox"/> BROTHER	<input type="checkbox"/> FATHER-IN-LAW	<input type="checkbox"/> COUSIN			
<input type="checkbox"/> SISTER	<input type="checkbox"/> MOTHER-IN-LAW	<input type="checkbox"/> HIRED MAN			
<input type="checkbox"/> FATHER	<input type="checkbox"/> SON-IN-LAW	<input checked="" type="checkbox"/> ROOMER			
<input type="checkbox"/> MOTHER	<input type="checkbox"/> DAUGHTER-IN-LAW	<input type="checkbox"/> SERVANT			
<input type="checkbox"/> GRANDSON	<input type="checkbox"/> BROTHER-IN-LAW	<input type="checkbox"/> OTHER (Specify)			
<input type="checkbox"/> GRANDDAUGHTER	<input type="checkbox"/> SISTER-IN-LAW				
<input type="checkbox"/> GRANDCHILD	<input type="checkbox"/> ORPHAN				

FORM 10-637
1910 CENSUS INDEX - INDIVIDUAL

U S DEPARTMENT OF COMMERCE
BUREAU OF THE CENSUS

TEXAS

W 300	NAME OF INDIVIDUAL Wood Mary		E.D. 745	SHEET 59
COLOR W	AGE 64	BIRTHPLACE Colo	VOL. 106	
COUNTY Montgomery		CITY		
ENUMERATED WITH Wood Jim P				
RELATIONSHIP TO ABOVE				
<input type="checkbox"/> SON	<input type="checkbox"/> NEPHEW	<input type="checkbox"/> STEPSON		
<input type="checkbox"/> DAUGHTER	<input type="checkbox"/> NIECE	<input type="checkbox"/> STEPDAUGHTER		
<input type="checkbox"/> BROTHER	<input type="checkbox"/> FATHER-IN-LAW	<input type="checkbox"/> COUSIN		
<input type="checkbox"/> SISTER	<input type="checkbox"/> MOTHER-IN-LAW	<input type="checkbox"/> HIRED MAN		
<input type="checkbox"/> FATHER	<input type="checkbox"/> SON-IN-LAW	<input type="checkbox"/> ROOMER		
<input checked="" type="checkbox"/> MOTHER	<input type="checkbox"/> DAUGHTER-IN-LAW	<input type="checkbox"/> SERVANT		
<input type="checkbox"/> GRANDSON	<input type="checkbox"/> BROTHER-IN-LAW	<input type="checkbox"/> OTHER (Specify)		
<input type="checkbox"/> GRANDDAUGHTER	<input type="checkbox"/> SISTER-IN-LAW			
<input type="checkbox"/> GRANDCHILD	<input type="checkbox"/> ORPHAN			

FORM 10-687

1910 CENSUS INDEX - INDIVIDUAL

U.S. DEPARTMENT OF COMMERCE
BUREAU OF THE CENSUS

W300		NAME OF INDIVIDUAL		TEXAS	
COLOR	AGE	BIRTHPLACE		E.D.	SHEET
②	16	White Mary		148	595
COUNTY			CITY		VOL.
Montgomery					106
ENUMERATED WITH					
Thompson Ned					
RELATIONSHIP TO ABOVE					
<input type="checkbox"/> SON	<input type="checkbox"/> NEPHEW	<input type="checkbox"/> STEPSON			
<input type="checkbox"/> DAUGHTER	<input type="checkbox"/> NIECE	<input type="checkbox"/> STEPDAUGHTER			
<input type="checkbox"/> BROTHER	<input type="checkbox"/> FATHER-IN-LAW	<input type="checkbox"/> COUSIN			
<input type="checkbox"/> SISTER	<input type="checkbox"/> MOTHER-IN-LAW	<input type="checkbox"/> HIRED MAN			
<input type="checkbox"/> FATHER	<input type="checkbox"/> SON-IN-LAW	<input type="checkbox"/> ROOMER			
<input type="checkbox"/> MOTHER	<input type="checkbox"/> DAUGHTER-IN-LAW	<input type="checkbox"/> SERVANT			
<input type="checkbox"/> GRANDSON	<input type="checkbox"/> BROTHER-IN-LAW	<input checked="" type="checkbox"/> OTHER (Specify)			
<input type="checkbox"/> GRANDDAUGHTER	<input type="checkbox"/> SISTER-IN-LAW	friend			
<input type="checkbox"/> GRANDCHILD	<input type="checkbox"/> ORPHAN				

FORM 10 637
1910 CENSUS INDEX - INDIVIDUAL

U.S. DEPARTMENT OF COMMERCE
BUREAU OF THE CENSUS

TEXAS

W 300	NAME OF INDIVIDUAL Wade, Mary		E.D. 49	SHEET 123
COLOR W	AGE 54	BIRTHPLACE Ohio	VOL. 66	
COUNTY Harris		CITY Houston		
ENUMERATED WITH Bessler, J. T.				
RELATIONSHIP TO ABOVE				
<input type="checkbox"/> SON	<input type="checkbox"/> NEPHEW	<input type="checkbox"/> STEPSON		
<input type="checkbox"/> DAUGHTER	<input type="checkbox"/> NIECE	<input type="checkbox"/> STEPDAUGHTER		
<input type="checkbox"/> BROTHER	<input type="checkbox"/> FATHER-IN-LAW	<input type="checkbox"/> COUSIN		
<input type="checkbox"/> SISTER	<input type="checkbox"/> MOTHER-IN-LAW	<input type="checkbox"/> HIRED MAN		
<input type="checkbox"/> FATHER	<input type="checkbox"/> SON-IN-LAW	<input type="checkbox"/> ROOMER		
<input type="checkbox"/> MOTHER	<input type="checkbox"/> DAUGHTER-IN-LAW	<input type="checkbox"/> SERVANT		
<input type="checkbox"/> GRANDSON	<input type="checkbox"/> BROTHER-IN-LAW	<input type="checkbox"/> OTHER (Specify)		
<input type="checkbox"/> GRANDDAUGHTER	<input type="checkbox"/> SISTER-IN-LAW			
<input type="checkbox"/> GRANDCHILD	<input type="checkbox"/> ORPHAN			

FORM 10 637
1910 CENSUS INDEX - INDIVIDUAL

U. S. DEPARTMENT OF COMMERCE
BUREAU OF THE CENSUS

W 300		NAME OF INDIVIDUAL		TEXAS	
COLOR	AGE	BIRTHPLACE	E.D.	SHEET	
- W	39	Kansas	83	5	
COUNTY			VOL.		
Harris			66		
ENUMERATED WITH			CITY		
Frugg, E. M.			Houston		
RELATIONSHIP TO ABOVE					
<input type="checkbox"/> SON	<input type="checkbox"/> NEPHEW	<input type="checkbox"/> STEPSON			
<input type="checkbox"/> DAUGHTER	<input type="checkbox"/> NIECE	<input type="checkbox"/> STEPDAUGHTER			
<input type="checkbox"/> BROTHER	<input type="checkbox"/> FATHER-IN-LAW	<input type="checkbox"/> COUSIN			
<input type="checkbox"/> SISTER	<input type="checkbox"/> MOTHER-IN-LAW	<input type="checkbox"/> HIRED MAN			
<input type="checkbox"/> FATHER	<input type="checkbox"/> SON-IN-LAW	<input checked="" type="checkbox"/> ROOMER			
<input type="checkbox"/> MOTHER	<input type="checkbox"/> DAUGHTER-IN-LAW	<input type="checkbox"/> SERVANT			
<input type="checkbox"/> GRANDSON	<input type="checkbox"/> BROTHER-IN-LAW	<input type="checkbox"/> OTHER (Specify)			
<input type="checkbox"/> GRANDDAUGHTER	<input type="checkbox"/> SISTER-IN-LAW				
<input type="checkbox"/> GRANDCHILD	<input type="checkbox"/> ORPHAN				

FORM 10 637
 1910 CENSUS INDEX - INDIVIDUAL

U.S. DEPARTMENT OF COMMERCE
 BUREAU OF THE CENSUS

TEXAS

10300	HEAD OF FAMILY <i>White Mary</i>		E.C. 99	SHEET 285
COLOR <i>B</i>	AGE <i>47</i>	BIRTHPLACE	VOL. <i>68</i>	
COUNTY <i>Harris</i>	CITY <i>Houston</i>			
OTHER MEMBERS OF FAMILY				
NAME	RELATIONSHIP	AGE	BIRTHPLACE	
<i>432</i>				

FORM 10 638
1910 CENSUS INDEX - FAMILY

U.S. DEPARTMENT OF COMMERCE
BUREAU OF THE CENSUS

TEXAS

U 300	NAME OF INDIVIDUAL		E.O.	SHEET
COLOR	AGE	BIRTHPLACE	91	2
me	31		VOL.	68
COUNTY		CITY		
Enumerated with Marie		Houston		
Relationship to above Leroy Isaac				
<input type="checkbox"/> SON <input type="checkbox"/> DAUGHTER <input type="checkbox"/> BROTHER <input type="checkbox"/> SISTER <input type="checkbox"/> FATHER <input type="checkbox"/> MOTHER <input type="checkbox"/> GRANDSON <input type="checkbox"/> GRANDDAUGHTER <input type="checkbox"/> GRANDCHILD		<input type="checkbox"/> NEPHEW <input type="checkbox"/> NIECE <input type="checkbox"/> FATHER-IN-LAW <input type="checkbox"/> MOTHER-IN-LAW <input type="checkbox"/> SON-IN-LAW <input type="checkbox"/> DAUGHTER-IN-LAW <input type="checkbox"/> BROTHER-IN-LAW <input type="checkbox"/> SISTER-IN-LAW <input type="checkbox"/> ORPHAN		<input type="checkbox"/> STEPSON <input type="checkbox"/> STEPDAUGHTER <input type="checkbox"/> COUSIN <input type="checkbox"/> HIRED MAN <input type="checkbox"/> ROOMER <input checked="" type="checkbox"/> SERVANT <input type="checkbox"/> OTHER (Specify)

FORM 10-637

1910 CENSUS INDEX - INDIVIDUAL

U.S. DEPARTMENT OF COMMERCE
BUREAU OF THE CENSUS

TEXAS

12300	HEAD OF FAMILY		W. J. [unclear]		E.D.	SHEET
COLOR	AGE	BIRTHPLACE		VOL.		
	23			68		
COUNTY	Harris		CITY		Houston	
OTHER MEMBERS OF FAMILY						
NAME		RELATIONSHIP	AGE	BIRTHPLACE		
7 [unclear]		S	65			

FORM 10 636
1910 CENSUS INDEX - FAMILY

U.S. DEPARTMENT OF COMMERCE
BUREAU OF THE CENSUS

TEXAS

U 300	NAME OF INDIVIDUAL Wesley		E.D. 69	SHEET 334
COLOR W	AGE 20	BIRTHPLACE NY	Marry	
COUNTY Harris	CITY Houston		VOL. 67	
ENUMERATED WITH Wright				
RELATIONSHIP TO ABOVE Mattie				
<input type="checkbox"/> SON	<input type="checkbox"/> NEPHEW	<input type="checkbox"/> STEPSON		
<input type="checkbox"/> DAUGHTER	<input type="checkbox"/> NIECE	<input type="checkbox"/> STEPDAUGHTER		
<input type="checkbox"/> BROTHER	<input type="checkbox"/> FATHER-IN-LAW	<input type="checkbox"/> COUSIN		
<input type="checkbox"/> SISTER	<input type="checkbox"/> MOTHER-IN-LAW	<input type="checkbox"/> HIRED MAN		
<input type="checkbox"/> FATHER	<input type="checkbox"/> SON-IN-LAW	<input checked="" type="checkbox"/> ROOMER		
<input type="checkbox"/> MOTHER	<input type="checkbox"/> DAUGHTER-IN-LAW	<input type="checkbox"/> SERVANT		
<input type="checkbox"/> GRANDSON	<input type="checkbox"/> BROTHER-IN-LAW	<input type="checkbox"/> OTHER (Specify)		
<input type="checkbox"/> GRANDDAUGHTER	<input type="checkbox"/> SISTER-IN-LAW			
<input type="checkbox"/> GRANDCHILD	<input type="checkbox"/> ORPHAN			

FORM 10 637

1910 CENSUS INDEX - INDIVIDUAL

U. S. DEPARTMENT OF COMMERCE
BUREAU OF THE CENSUS

TEXAS

W300	NAME OF INDIVIDUAL <i>Wade Mary</i>		E.D. <i>79</i>	SHEET <i>402</i>
COLOR <i>B</i>	AGE <i>19</i>	BIRTHPLACE	VOL. <i>68</i>	
COUNTY <i>Harris</i>		CITY <i>Houston</i>		
ENUMERATED WITH <i>Wade Alice</i>				
RELATIONSHIP TO ABOVE				
<input type="checkbox"/> SON	<input type="checkbox"/> NEPHEW	<input type="checkbox"/> STEPSON		
<input type="checkbox"/> DAUGHTER	<input type="checkbox"/> NIECE	<input type="checkbox"/> STEPDAUGHTER		
<input type="checkbox"/> BROTHER	<input type="checkbox"/> FATHER-IN-LAW	<input type="checkbox"/> COUSIN		
<input checked="" type="checkbox"/> SISTER	<input type="checkbox"/> MOTHER-IN-LAW	<input type="checkbox"/> HIRED MAN		
<input type="checkbox"/> FATHER	<input type="checkbox"/> SON-IN-LAW	<input type="checkbox"/> ROOMER		
<input type="checkbox"/> MOTHER	<input type="checkbox"/> DAUGHTER-IN-LAW	<input type="checkbox"/> SERVANT		
<input type="checkbox"/> GRANDSON	<input type="checkbox"/> BROTHER-IN-LAW	<input type="checkbox"/> OTHER (<i>Specify</i>)		
<input type="checkbox"/> GRANDDAUGHTER	<input type="checkbox"/> SISTER-IN-LAW			
<input type="checkbox"/> GRANDCHILD	<input type="checkbox"/> ORPHAN			

FORM 10 637
1910 CENSUS INDEX - INDIVIDUALU. S. DEPARTMENT OF COMMERCE
BUREAU OF THE CENSUS

TEXAS

L. 300		HEAD OF FAMILY		Witte Mary		E.D.	SHEET
COLOR	AGE	BIRTHPLACE				150	295
W	74	Tex				VOL.	123
COUNTY		Victoria		CITY		Victoria City	
OTHER MEMBERS OF FAMILY							
NAME		RELATIONSHIP		AGE		BIRTHPLACE	
Loving Anne							

FORM 10 636
1910 CENSUS INDEX - FAMILY

U.S. DEPARTMENT OF COMMERCE
BUREAU OF THE CENSUS

TEXAS

N-300	NAME OF INDIVIDUAL		E.D.	SHEET
	COLOR	AGE	BIRTHPLACE	CITY
ma	3	White	Mary	168 96
COUNTY	Waller		VOL.	134
ENUMERATED WITH				
Norris, Henseth				
RELATIONSHIP TO ABOVE				
<input type="checkbox"/> SON	<input type="checkbox"/> NEPHEW	<input type="checkbox"/> STEPSON		
<input type="checkbox"/> DAUGHTER	<input type="checkbox"/> NIECE	<input type="checkbox"/> STEPDAUGHTER		
<input type="checkbox"/> BROTHER	<input type="checkbox"/> FATHER-IN-LAW	<input type="checkbox"/> COUSIN		
<input type="checkbox"/> SISTER	<input type="checkbox"/> MOTHER-IN-LAW	<input type="checkbox"/> HIRED MAN		
<input type="checkbox"/> FATHER	<input type="checkbox"/> SON-IN-LAW	<input type="checkbox"/> ROOMER		
<input type="checkbox"/> MOTHER	<input type="checkbox"/> DAUGHTER-IN-LAW	<input type="checkbox"/> SERVANT		
<input type="checkbox"/> GRANDSON	<input type="checkbox"/> BROTHER-IN-LAW	<input checked="" type="checkbox"/> OTHER (Specify)		
<input type="checkbox"/> GRANDDAUGHTER	<input type="checkbox"/> SISTER-IN-LAW	<input type="checkbox"/> MR		
<input type="checkbox"/> GRANDCHILD	<input type="checkbox"/> ORPHAN			

FORM BC-627 (5-5-67)
FORMERLY 10-637

1970 CENSUS INDEX - INDIVIDUAL

U.S. DEPARTMENT OF COMMERCE
BUREAU OF THE CENSUS

TEXAS

N 300		NAME OF INDIVIDUAL <i>Mitt Mary</i>		E.O. <i>13</i>	SHEET <i>6</i>
COLOR <i>Mitt</i>	AGE <i>19</i>	BIRTHPLACE <i>Kansas</i>		VOL. <i>6</i>	
COUNTY <i>Baylor</i>		CITY			
ENUMERATED WITH <i>Mitt Sam</i>					
RELATIONSHIP TO ABOVE					
<input type="checkbox"/> SON	<input type="checkbox"/> NEPHEW	<input type="checkbox"/> STEPSON			
<input type="checkbox"/> DAUGHTER	<input type="checkbox"/> NIECE	<input type="checkbox"/> STEPDAUGHTER			
<input type="checkbox"/> BROTHER	<input type="checkbox"/> FATHER-IN-LAW	<input type="checkbox"/> COUSIN			
<input type="checkbox"/> SISTER	<input type="checkbox"/> MOTHER-IN-LAW	<input type="checkbox"/> HIRED MAN			
<input type="checkbox"/> FATHER	<input type="checkbox"/> SON-IN-LAW	<input type="checkbox"/> ROOMER			
<input type="checkbox"/> MOTHER	<input type="checkbox"/> DAUGHTER-IN-LAW	<input type="checkbox"/> SERVANT			
<input type="checkbox"/> GRANDSON	<input type="checkbox"/> BROTHER-IN-LAW	<input type="checkbox"/> OTHER (Specify)			
<input type="checkbox"/> GRANDDAUGHTER	<input type="checkbox"/> SISTER-IN-LAW				
<input type="checkbox"/> GRANDCHILD	<input type="checkbox"/> ORPHAN				

FORM 10-637
1910 CENSUS INDEX - INDIVIDUAL

U.S. DEPARTMENT OF COMMERCE
BUREAU OF THE CENSUS

TEXAS

W 300		NAME OF INDIVIDUAL		Wood, Mary	E.D.	83	SHEET	274
COLOR	W	AGE	25	BIRTHPLACE		VOL.	39	
COUNTY	Denton			CITY	Denton			
ENUMERATED WITH Jasper, Galinas S.								
RELATIONSHIP TO ABOVE								
<input type="checkbox"/> SON	<input type="checkbox"/> NEPHEW	<input type="checkbox"/> STEPSON						
<input type="checkbox"/> DAUGHTER	<input type="checkbox"/> NIECE	<input type="checkbox"/> STEPDAUGHTER						
<input type="checkbox"/> BROTHER	<input type="checkbox"/> FATHER-IN-LAW	<input type="checkbox"/> COUSIN						
<input type="checkbox"/> SISTER	<input type="checkbox"/> MOTHER-IN-LAW	<input type="checkbox"/> HIRED MAN						
<input type="checkbox"/> FATHER	<input type="checkbox"/> SON-IN-LAW	<input type="checkbox"/> ROOMER						
<input type="checkbox"/> MOTHER	<input type="checkbox"/> DAUGHTER-IN-LAW	<input type="checkbox"/> SERVANT						
<input type="checkbox"/> GRANDSON	<input type="checkbox"/> BROTHER-IN-LAW	<input checked="" type="checkbox"/> OTHER (Specify)						
<input type="checkbox"/> GRANDDAUGHTER	<input type="checkbox"/> SISTER-IN-LAW							
<input type="checkbox"/> GRANDCHILD	<input type="checkbox"/> ORPHAN		NR					

FORM 10-637
1910 CENSUS INDEX - INDIVIDUAL

U.S. DEPARTMENT OF COMMERCE
BUREAU OF THE CENSUS

TEXAS

-W300		NAME OF INDIVIDUAL <i>White, Mary</i>		E.D. <i>117</i>	SHEET <i>11</i>
COLOR <i>W</i>	AGE <i>29</i>	BIRTHPLACE <i>Mass.</i>	VOL. <i>8</i>		
COUNTY <i>Bell</i>	CITY <i>Temple</i>				
GENERATED WITH <i>Co. Morgan H.</i>					
RELATIONSHIP TO ABOVE					
<input type="checkbox"/> SON	<input type="checkbox"/> NEPHEW	<input type="checkbox"/> STEPSON			
<input type="checkbox"/> DAUGHTER	<input type="checkbox"/> NIECE	<input type="checkbox"/> STEPDAUGHTER			
<input type="checkbox"/> BROTHER	<input type="checkbox"/> FATHER-IN-LAW	<input type="checkbox"/> COUSIN			
<input type="checkbox"/> SISTER	<input type="checkbox"/> MOTHER-IN-LAW	<input type="checkbox"/> HIRED MAN			
<input type="checkbox"/> FATHER	<input type="checkbox"/> SON-IN-LAW	<input type="checkbox"/> ROOMER			
<input type="checkbox"/> MOTHER	<input type="checkbox"/> DAUGHTER-IN-LAW	<input type="checkbox"/> SERVANT			
<input type="checkbox"/> GRANDSON	<input type="checkbox"/> BROTHER-IN-LAW	<input type="checkbox"/> OTHER (Specify)			
<input type="checkbox"/> GRANDDAUGHTER	<input checked="" type="checkbox"/> SISTER-IN-LAW				
<input type="checkbox"/> GRANDCHILD	<input type="checkbox"/> ORPHAN				

FORM 10 837
1910 CENSUS INDEX - INDIVIDUAL

U.S. DEPARTMENT OF COMMERCE
BUREAU OF THE CENSUS

TEXAS

10300	NAME OF INDIVIDUAL <i>White, Mary</i>		E.D. 34	SHEET 369
COLOR B	AGE 11	BIRTHPLACE	VOL. 58	
COUNTY	Grimes		CITY	
ENUMERATED WITH <i>Hordges, Grien</i>				
RELATIONSHIP TO ABOVE				
<input type="checkbox"/> SON	<input type="checkbox"/> NEPHEW	<input type="checkbox"/> STEPSON		
<input type="checkbox"/> DAUGHTER	<input type="checkbox"/> NIECE	<input type="checkbox"/> STEP DAUGHTER		
<input type="checkbox"/> BROTHER	<input type="checkbox"/> FATHER-IN-LAW	<input checked="" type="checkbox"/> COUSIN		
<input type="checkbox"/> SISTER	<input type="checkbox"/> MOTHER-IN-LAW	<input type="checkbox"/> HIRED MAN		
<input type="checkbox"/> FATHER	<input type="checkbox"/> SON-IN-LAW	<input type="checkbox"/> ROOMER		
<input type="checkbox"/> MOTHER	<input type="checkbox"/> DAUGHTER-IN-LAW	<input type="checkbox"/> SERVANT		
<input type="checkbox"/> GRANDSON	<input type="checkbox"/> BROTHER-IN-LAW	<input type="checkbox"/> OTHER (<i>Specify</i>)		
<input checked="" type="checkbox"/> GRANDDAUGHTER	<input type="checkbox"/> SISTER-IN-LAW			
<input type="checkbox"/> GRANDCHILD	<input type="checkbox"/> ORPHAN			

FORM 10-637
1910 CENSUS INDEX - INDIVIDUAL

U.S. DEPARTMENT OF COMMERCE
BUREAU OF THE CENSUS

TEXAS

W 300	HEAD OF FAMILY		Wade Mary		E.D.	SHEET
COLOR B	AGE 41	BIRTHPLACE		VOL. 63		52196
COUNTY	Guadalupe		CITY			
OTHER MEMBERS OF FAMILY						
NAME		RELATIONSHIP	AGE	BIRTHPLACE		
James		S	18			
Charley		S	16			

FORM 10-636

1910 CENSUS INDEX - FAMILY

U.S. DEPARTMENT OF COMMERCE
BUREAU OF THE CENSUS

TEXAS

W 300		NAME OF INDIVIDUAL Wyatt Mary		E.O.	SHEET
COLOR B	AGE 26	BIRTHPLACE		17	99
COUNTY Fort Bend		CITY		VOL. 53	
ENUMERATED WITH Clements A					
RELATIONSHIP TO ABOVE					
<input type="checkbox"/> SON	<input type="checkbox"/> NEPHEW	<input type="checkbox"/> STEPSON			
<input type="checkbox"/> DAUGHTER	<input type="checkbox"/> NIECE	<input type="checkbox"/> STEPDAUGHTER			
<input type="checkbox"/> BROTHER	<input type="checkbox"/> FATHER-IN-LAW	<input type="checkbox"/> COUSIN			
<input checked="" type="checkbox"/> SISTER	<input type="checkbox"/> MOTHER-IN-LAW	<input type="checkbox"/> HIRED MAN			
<input type="checkbox"/> FATHER.	<input type="checkbox"/> SON-IN-LAW	<input type="checkbox"/> ROOMER			
<input type="checkbox"/> MOTHER	<input type="checkbox"/> DAUGHTER-IN-LAW	<input type="checkbox"/> SERVANT			
<input type="checkbox"/> GRANDSON	<input type="checkbox"/> BROTHER-IN-LAW	<input type="checkbox"/> OTHER (<i>Specify</i>)			
<input type="checkbox"/> GRANDDAUGHTER	<input type="checkbox"/> SISTER-IN-LAW				
<input type="checkbox"/> GRANDCHILD	<input type="checkbox"/> ORPHAN				

FORM 0.637

1910 CENSUS INDEX - INDIVIDUAL

U.S. DEPARTMENT OF COMMERCE
BUREAU OF THE CENSUS

TEXAS

W 300		NAME OF INDIVIDUAL W. Hitej Mary		E.D. 34	SHEET 28
COLOR B	AGE 48	BIRTHPLACE Ky		VOL. 55	
COUNTY		CITY Galveston			
ENUMERATED WITH Moffatt, Katie					
RELATIONSHIP TO ABOVE					
<input type="checkbox"/> SON	<input type="checkbox"/> NEPHEW	<input type="checkbox"/> STEPSON			
<input type="checkbox"/> DAUGHTER	<input type="checkbox"/> NIECE	<input type="checkbox"/> STEPDAUGHTER			
<input type="checkbox"/> BROTHER	<input type="checkbox"/> FATHER-IN-LAW	<input type="checkbox"/> COUSIN			
<input type="checkbox"/> SISTER	<input checked="" type="checkbox"/> MOTHER-IN-LAW	<input type="checkbox"/> HIRSD MAN			
<input type="checkbox"/> FATHER	<input type="checkbox"/> SON-IN-LAW	<input type="checkbox"/> ROOMER			
<input type="checkbox"/> MOTHER	<input type="checkbox"/> DAUGHTER-IN-LAW	<input checked="" type="checkbox"/> SERVANT			
<input type="checkbox"/> GRANDSON	<input type="checkbox"/> BROTHER-IN-LAW	<input type="checkbox"/> OTHER (Specify)			
<input type="checkbox"/> GRANDDAUGHTER	<input type="checkbox"/> SISTER-IN-LAW				
<input type="checkbox"/> GRANDCHILD	<input type="checkbox"/> ORPHAN				

FORM 10-637
1910 CENSUS INDEX - INDIVIDUAL

U.S. DEPARTMENT OF COMMERCE
BUREAU OF THE CENSUS

TEXAS

W300	NAME OF INDIVIDUAL White - Mary		E.D. 82	SHEET 277
COLOE B	AGE 1 1/2	BIRTHPLACE	VOL. 59	
COUNTY Gonzales		CITY		
ENUMERATED WITH		Gonzales		
RELATIONSHIP TO ABOVE		Jones, Laella apparently daughter of Lodgee		
<input type="checkbox"/> SON	<input type="checkbox"/> NEPHEW	<input type="checkbox"/> STEPSON		
<input checked="" type="checkbox"/> DAUGHTER	<input type="checkbox"/> NIECE	<input type="checkbox"/> STEPDAUGHTER		
<input type="checkbox"/> BROTHER	<input type="checkbox"/> FATHER-IN-LAW	<input type="checkbox"/> COUSIN		
<input type="checkbox"/> SISTER	<input type="checkbox"/> MOTHER-IN-LAW	<input type="checkbox"/> HIRED MAN		
<input type="checkbox"/> FATHER	<input type="checkbox"/> SON-IN-LAW	<input type="checkbox"/> ROOMER		
<input type="checkbox"/> MOTHER	<input checked="" type="checkbox"/> DAUGHTER-IN-LAW	<input type="checkbox"/> SERVANT		
<input type="checkbox"/> GRANDSON	<input type="checkbox"/> BROTHER-IN-LAW	<input type="checkbox"/> OTHER (Specify)		
<input type="checkbox"/> GRANDDAUGHTER	<input type="checkbox"/> SISTER-IN-LAW			
<input type="checkbox"/> GRANDCHILD	<input type="checkbox"/> ORPHAN			

FORM 10-637
1910 CENSUS INDEX - INDIVIDUAL

U. S. DEPARTMENT OF COMMERCE
BUREAU OF THE CENSUS

TEXAS

12300		NAME OF INDIVIDUAL <i>White Mary</i>		E.D. <i>88</i>	SHEET <i>245</i>
COLOR <i>Mex</i>	AGE <i>8</i>	BIRTHPLACE <i>D</i>		VOL. <i>59</i>	
COUNTY <i>Gonzales</i>		CITY			
ENUMERATED WITH <i>White John</i>					
RELATIONSHIP TO ABOVE					
<input type="checkbox"/> SON	<input type="checkbox"/> NEPHEW	<input type="checkbox"/> STEPSON			
<input type="checkbox"/> DAUGHTER	<input type="checkbox"/> NIECE	<input type="checkbox"/> STEPDAUGHTER			
<input type="checkbox"/> BROTHER	<input type="checkbox"/> FATHER-IN-LAW	<input type="checkbox"/> COUSIN			
<input type="checkbox"/> SISTER	<input type="checkbox"/> MOTHER-IN-LAW	<input type="checkbox"/> HIRED MAN			
<input type="checkbox"/> FATHER	<input type="checkbox"/> SON-IN-LAW	<input type="checkbox"/> ROOMER			
<input type="checkbox"/> MOTHER	<input type="checkbox"/> DAUGHTER-IN-LAW	<input type="checkbox"/> SERVANT			
<input type="checkbox"/> GRANDSON	<input type="checkbox"/> BROTHER-IN-LAW	<input checked="" type="checkbox"/> OTHER (Specify) <i>None</i>			
<input type="checkbox"/> GRANDDAUGHTER	<input type="checkbox"/> SISTER-IN-LAW				
<input type="checkbox"/> GRANDCHILD	<input type="checkbox"/> ORPHAN				

FORM 10 637
1910 CENSUS INDEX - INDIVIDUAL

U.S. DEPARTMENT OF COMMERCE
BUREAU OF THE CENSUS

TEXAS

10-300	HEAD OF FAMILY		E.D.	SHEET
	Walker		157	53
COLOR	AGE	BIRTHPLACE	VOL.	
B	60	Walker	141	
COUNTY	Walker		CITY	
OTHER MEMBERS OF FAMILY				
NAME		RELATIONSHIP	AGE	BIRTHPLACE
I		D	33	
Wm. E. Walker		G	6	

FORM 10-636
1910 CENSUS INDEX - FAMILY

U. S. DEPARTMENT OF COMMERCE
BUREAU OF THE CENSUS

TEXAS

W 300	NAME OF INDIVIDUAL White, Mary		E.D. 157	SHEET 112
COLOR B	AGE 1	BIRTHPLACE	VOL. 141	
COUNTY	CITY Walker			
ENUMERATED WITH	Randal Wheeler			
RELATIONSHIP TO ABOVE				
<input type="checkbox"/> SON	<input type="checkbox"/> NEPHEW	<input type="checkbox"/> STEPSON		
<input type="checkbox"/> DAUGHTER	<input type="checkbox"/> NIECE	<input type="checkbox"/> STEPDAUGHTER		
<input type="checkbox"/> BROTHER	<input type="checkbox"/> FATHER-IN-LAW	<input type="checkbox"/> COUSIN		
<input type="checkbox"/> SISTER	<input type="checkbox"/> MOTHER-IN-LAW	<input type="checkbox"/> UNCLE		
<input type="checkbox"/> FATHER	<input type="checkbox"/> SON-IN-LAW	<input type="checkbox"/> ROOMER		
<input type="checkbox"/> MOTHER	<input type="checkbox"/> DAUGHTER-IN-LAW	<input type="checkbox"/> SERVANT		
<input type="checkbox"/> GRANDSON	<input type="checkbox"/> BROTHER-IN-LAW	<input type="checkbox"/> OTHER (Specify)		
<input checked="" type="checkbox"/> GRANDDAUGHTER	<input type="checkbox"/> SISTER-IN-LAW			
<input type="checkbox"/> GRANDCHILD	<input type="checkbox"/> ORPHAN			

FORM BC-627 (5-5-67)
FORMERLY 10-637

1910 CENSUS INDEX - INDIVIDUAL

U. S. DEPARTMENT OF COMMERCE
BUREAU OF THE CENSUS

TEXAS

W300		NAME OF INDIVIDUAL <i>Wade Mary</i>		E.O. <i>95</i>	SHEET <i>194</i>
COLOR <i>B</i>	AGE <i>72</i>	BIRTHPLACE <i>Ind</i>		VOL. <i>146</i>	
COUNTY		CITY <i>Washington</i>			
ENUMERATED WITH		<i>Kelly Jackson</i>			
RELATIONSHIP TO ABOVE					
<input type="checkbox"/> SON	<input type="checkbox"/> NEPHEW	<input type="checkbox"/> STEPSON			
<input type="checkbox"/> DAUGHTER	<input type="checkbox"/> NIECE	<input type="checkbox"/> STEPDAUGHTER			
<input type="checkbox"/> BROTHER	<input type="checkbox"/> FATHER-IN-LAW	<input type="checkbox"/> COUSIN			
<input type="checkbox"/> SISTER	<input checked="" type="checkbox"/> MOTHER-IN-LAW	<input type="checkbox"/> HIRED MAN			
<input type="checkbox"/> FATHER	<input type="checkbox"/> SON-IN-LAW	<input type="checkbox"/> ROOMER			
<input type="checkbox"/> MOTHER	<input type="checkbox"/> DAUGHTER-IN-LAW	<input type="checkbox"/> SERVANT			
<input type="checkbox"/> GRANDSON	<input type="checkbox"/> BROTHER-IN-LAW	<input type="checkbox"/> OTHER (Specify)			
<input type="checkbox"/> GRANDDAUGHTER	<input type="checkbox"/> SISTER-IN-LAW				
<input type="checkbox"/> GRANDCHILD	<input type="checkbox"/> ORPHAN				

FORM BC-627 (REV. 6-7)
FORMERLY 10-637

1910 CENSUS INDEX - INDIVIDUAL

U. S. DEPARTMENT OF COMMERCE
BUREAU OF THE CENSUS

TEXAS

W300		NAME OF INDIVIDUAL Wade, Mary		E.O. 85	SHEET 303
COLOR B	AGE 36	BIRTHPLACE d		VOL. 91	
COUNTY LAWSON		CITY			
ENUMERATED WITH Miller, Willie					
RELATIONSHIP TO ABOVE					
<input type="checkbox"/> SON	<input type="checkbox"/> NEPHEW	<input type="checkbox"/> STEPSON			
<input type="checkbox"/> DAUGHTER	<input type="checkbox"/> NIECE	<input type="checkbox"/> STEPDAUGHTER			
<input type="checkbox"/> BROTHER	<input type="checkbox"/> FATHER-IN-LAW	<input type="checkbox"/> COUSIN			
<input type="checkbox"/> SISTER	<input type="checkbox"/> MOTHER-IN-LAW	<input type="checkbox"/> HIRED MAN			
<input type="checkbox"/> FATHER	<input type="checkbox"/> SON-IN-LAW	<input type="checkbox"/> ROOMER			
<input type="checkbox"/> MOTHER	<input type="checkbox"/> DAUGHTER-IN-LAW	<input type="checkbox"/> SERVANT			
<input type="checkbox"/> GRANDSON	<input type="checkbox"/> BROTHER-IN-LAW	<input checked="" type="checkbox"/> OTHER (Specify) HK			
<input type="checkbox"/> GRANDDAUGHTER	<input type="checkbox"/> SISTER-IN-LAW				
<input type="checkbox"/> GRANDCHILD	<input type="checkbox"/> ORPHAN				

FORM 10-637

1910 CENSUS INDEX - INDIVIDUAL

U.S. DEPARTMENT OF COMMERCE
BUREAU OF THE CENSUS

TEXAS

W300		NAME OF INDIVIDUAL Wood, Mary		E.D. 33	SHEET 19
COLOR W	AGE 77	BIRTHPLACE Fla		VOL. 22	
COUNTY			CITY Gass		
ENUMERATED WITH Wood, William J.					
RELATIONSHIP TO ABOVE					
<input type="checkbox"/> SON	<input type="checkbox"/> NEPHEW	<input type="checkbox"/> STEPSON			
<input type="checkbox"/> DAUGHTER	<input type="checkbox"/> NIECE	<input type="checkbox"/> STEPDAUGHTER			
<input type="checkbox"/> BROTHER	<input type="checkbox"/> FATHER-IN-LAW	<input type="checkbox"/> COUSIN			
<input type="checkbox"/> SISTER	<input type="checkbox"/> MOTHER-IN-LAW	<input type="checkbox"/> HIRED MAN			
<input type="checkbox"/> FATHER	<input type="checkbox"/> SON-IN-LAW	<input type="checkbox"/> ROOMER			
<input checked="" type="checkbox"/> MOTHER	<input type="checkbox"/> DAUGHTER-IN-LAW	<input type="checkbox"/> SERVANT			
<input type="checkbox"/> GRANDSON	<input type="checkbox"/> BROTHER-IN-LAW	<input type="checkbox"/> OTHER (Specify)			
<input type="checkbox"/> GRANDDAUGHTER	<input type="checkbox"/> SISTER-IN-LAW				
<input type="checkbox"/> GRANDCHILD	<input type="checkbox"/> ORPHAN				

FORM 10-637

1910 CENSUS INDEX - INDIVIDUAL

U. S. DEPARTMENT OF COMMERCE
BUREAU OF THE CENSUS

TEXAS

W 300		NAME OF INDIVIDUAL		Mary		E.P.	SHEET
COLOR	-B	AGE	28	BIRTHPLACE		61	260
COUNTY	Jasper			CITY		VOL.	81
ENUMERATED WITH		Land		Columbus			
RELATIONSHIP TO ABOVE							
<input type="checkbox"/> SON <input checked="" type="checkbox"/> DAUGHTER <input type="checkbox"/> BROTHER <input type="checkbox"/> SISTER <input type="checkbox"/> FATHER <input type="checkbox"/> MOTHER <input type="checkbox"/> GRANDSON <input type="checkbox"/> GRANDDAUGHTER <input type="checkbox"/> GRANDCHILD		<input type="checkbox"/> NEPHEW <input type="checkbox"/> NIECE <input type="checkbox"/> FATHER-IN-LAW <input type="checkbox"/> MOTHER-IN-LAW <input type="checkbox"/> SON-IN-LAW <input type="checkbox"/> DAUGHTER-IN-LAW <input type="checkbox"/> BROTHER-IN-LAW <input type="checkbox"/> SISTER-IN-LAW <input type="checkbox"/> ORPHAN		<input type="checkbox"/> STEPSON <input type="checkbox"/> STEPDAUGHTER <input type="checkbox"/> COUSIN <input type="checkbox"/> HIRED MAN <input type="checkbox"/> ROOMER <input type="checkbox"/> SERVANT <input type="checkbox"/> OTHER (Specify)			

FORM 10-637

1910 CENSUS INDEX - INDIVIDUAL

U.S. DEPARTMENT OF COMMERCE
BUREAU OF THE CENSUS

TEXAS

W-300		HEAD OF FAMILY		E.D.	SHEET
White		Mary		119	31
COLOR	AGE	BIRTHPLACE		VOL.	
B	61	S. C.		118	
COUNTY			CITY		
Robertson					
OTHER MEMBERS OF FAMILY					
	NAME	RELATIONSHIP	AGE	BIRTHPLACE	
-	Lillie	D	16		
	Sam	S	24		
	Thomas, Minnie	S	56		
1	Eddie	S	54		
	Benny, William	S	13		
	Edith, Leroy	S	3		
1	Eloise	S	1 1/2		

FORM 10-636A

1910 CENSUS INDEX - INDIVIDUAL

U.S. DEPARTMENT OF COMMERCE
BUREAU OF THE CENSUS

TEXAS

W 300	NAME OF INDIVIDUAL Wood, Mary		E.D. 57	SHEET 2																											
COLOR W	AGE 70	BIRTHPLACE Tenn	VOL. 121																												
COUNTY		Rusk	CITY																												
ENUMERATED WITH		Wood, Sam																													
RELATIONSHIP TO ABOVE		<table border="0"> <tr> <td><input type="checkbox"/> SON</td> <td><input type="checkbox"/> NEPHEW</td> <td><input type="checkbox"/> STEPSON</td> </tr> <tr> <td><input type="checkbox"/> DAUGHTER</td> <td><input type="checkbox"/> NIECE</td> <td><input type="checkbox"/> STEPOAUGHTER</td> </tr> <tr> <td><input type="checkbox"/> BROTHER</td> <td><input type="checkbox"/> FATHER-IN-LAW</td> <td><input type="checkbox"/> COUSIN</td> </tr> <tr> <td><input type="checkbox"/> SISTER</td> <td><input type="checkbox"/> MOTHER-IN-LAW</td> <td><input type="checkbox"/> HIRED MAN</td> </tr> <tr> <td><input type="checkbox"/> FATHER</td> <td><input type="checkbox"/> SON-IN-LAW</td> <td><input type="checkbox"/> ROOMER</td> </tr> <tr> <td><input checked="" type="checkbox"/> MOTHER</td> <td><input type="checkbox"/> DAUGHTER-IN-LAW</td> <td><input type="checkbox"/> SERVANT</td> </tr> <tr> <td><input type="checkbox"/> GRANDSON</td> <td><input type="checkbox"/> BROTHER-IN-LAW</td> <td><input type="checkbox"/> OTHER (Specify)</td> </tr> <tr> <td><input type="checkbox"/> GRANDDAUGHTER</td> <td><input type="checkbox"/> SISTER-IN-LAW</td> <td></td> </tr> <tr> <td><input type="checkbox"/> GRANDCHILD</td> <td><input type="checkbox"/> ORPHAN</td> <td></td> </tr> </table>			<input type="checkbox"/> SON	<input type="checkbox"/> NEPHEW	<input type="checkbox"/> STEPSON	<input type="checkbox"/> DAUGHTER	<input type="checkbox"/> NIECE	<input type="checkbox"/> STEPOAUGHTER	<input type="checkbox"/> BROTHER	<input type="checkbox"/> FATHER-IN-LAW	<input type="checkbox"/> COUSIN	<input type="checkbox"/> SISTER	<input type="checkbox"/> MOTHER-IN-LAW	<input type="checkbox"/> HIRED MAN	<input type="checkbox"/> FATHER	<input type="checkbox"/> SON-IN-LAW	<input type="checkbox"/> ROOMER	<input checked="" type="checkbox"/> MOTHER	<input type="checkbox"/> DAUGHTER-IN-LAW	<input type="checkbox"/> SERVANT	<input type="checkbox"/> GRANDSON	<input type="checkbox"/> BROTHER-IN-LAW	<input type="checkbox"/> OTHER (Specify)	<input type="checkbox"/> GRANDDAUGHTER	<input type="checkbox"/> SISTER-IN-LAW		<input type="checkbox"/> GRANDCHILD	<input type="checkbox"/> ORPHAN	
<input type="checkbox"/> SON	<input type="checkbox"/> NEPHEW	<input type="checkbox"/> STEPSON																													
<input type="checkbox"/> DAUGHTER	<input type="checkbox"/> NIECE	<input type="checkbox"/> STEPOAUGHTER																													
<input type="checkbox"/> BROTHER	<input type="checkbox"/> FATHER-IN-LAW	<input type="checkbox"/> COUSIN																													
<input type="checkbox"/> SISTER	<input type="checkbox"/> MOTHER-IN-LAW	<input type="checkbox"/> HIRED MAN																													
<input type="checkbox"/> FATHER	<input type="checkbox"/> SON-IN-LAW	<input type="checkbox"/> ROOMER																													
<input checked="" type="checkbox"/> MOTHER	<input type="checkbox"/> DAUGHTER-IN-LAW	<input type="checkbox"/> SERVANT																													
<input type="checkbox"/> GRANDSON	<input type="checkbox"/> BROTHER-IN-LAW	<input type="checkbox"/> OTHER (Specify)																													
<input type="checkbox"/> GRANDDAUGHTER	<input type="checkbox"/> SISTER-IN-LAW																														
<input type="checkbox"/> GRANDCHILD	<input type="checkbox"/> ORPHAN																														

FORM 10 637

1910 CENSUS INDEX - INDIVIDUAL

U. S. DEPARTMENT OF COMMERCE
BUREAU OF THE CENSUS

TEXAS

10300	HEAD OF FAMILY <i>White, Mary</i>		E.D. <i>122</i>	SHEET <i>113</i>
COLOR <i>mn</i>	AGE <i>36</i>	BIRTHPLACE <i>f</i>	VOL. <i>114</i>	
COUNTY <i>Panola</i>	CITY			
OTHER MEMBERS OF FAMILY				
NAME		RELATIONSHIP	AGE	BIRTHPLACE
<i>Effie</i>		<i>D</i>	<i>11</i>	
<i>Alta</i>		<i>D</i>	<i>7</i>	
<i>Bessie</i>		<i>D</i>	<i>5</i>	
<i>B. Brock</i>		<i>S</i>	<i>1</i>	

FORM 10 636
1910 CENSUS INDEX - FAMILY

U. S. DEPARTMENT OF COMMERCE
BUREAU OF THE CENSUS

TEXAS

W 300		NAME OF INDIVIDUAL Wood Mary Mae		E.O. 66	SHEET 2
COLOR W	AGE 35	BIRTHPLACE J		VOL. 115	
COUNTY Parker			CITY Weatherford		
ENUMERATED WITH Poff, J. R.					
RELATIONSHIP TO ABOVE					
<input type="checkbox"/> SON	<input type="checkbox"/> NEPHEW	<input type="checkbox"/> STEPSON			
<input type="checkbox"/> DAUGHTER	<input type="checkbox"/> NIECE	<input type="checkbox"/> STEPDAUGHTER			
<input type="checkbox"/> BROTHER	<input type="checkbox"/> FATHER-IN-LAW	<input type="checkbox"/> COUSIN			
<input checked="" type="checkbox"/> SISTER	<input type="checkbox"/> MOTHER-IN-LAW	<input type="checkbox"/> HIRED MAN			
<input type="checkbox"/> FATHER	<input type="checkbox"/> SON-IN-LAW	<input type="checkbox"/> ROOMER			
<input type="checkbox"/> MOTHER	<input type="checkbox"/> DAUGHTER-IN-LAW	<input type="checkbox"/> SERVANT			
<input type="checkbox"/> GRANDSON	<input type="checkbox"/> BROTHER-IN-LAW	<input type="checkbox"/> OTHER (Specify)			
<input type="checkbox"/> GRANDDAUGHTER	<input type="checkbox"/> SISTER-IN-LAW				
<input type="checkbox"/> GRANDCHILD	<input type="checkbox"/> ORPHAN				

FORM 10-637
1910 CENSUS INDEX - INDIVIDUAL

U. S. DEPARTMENT OF COMMERCE
BUREAU OF THE CENSUS

20300		NAME OF INDIVIDUAL		TEXAS	
COLOR	W	AGE	33	BIRTHPLACE	White, Mary
COUNTY	Parker	CITY		E.P.	83
ENUMERATED WITH				VOL.	
RELATIONSHIP TO ABOVE				SHEET	
<input type="checkbox"/> SON <input type="checkbox"/> DAUGHTER <input type="checkbox"/> BROTHER <input type="checkbox"/> SISTER <input type="checkbox"/> FATHER <input checked="" type="checkbox"/> MOTHER <input type="checkbox"/> GRANDSON <input type="checkbox"/> GRANDDAUGHTER <input type="checkbox"/> GRANDCHILD				<input type="checkbox"/> NEPHEW <input type="checkbox"/> NIECE <input type="checkbox"/> FATHER-IN-LAW <input type="checkbox"/> MOTHER-IN-LAW <input type="checkbox"/> SON-IN-LAW <input type="checkbox"/> DAUGHTER-IN-LAW <input type="checkbox"/> BROTHER-IN-LAW <input type="checkbox"/> SISTER-IN-LAW <input type="checkbox"/> ORPHAN	
				<input type="checkbox"/> STEPSON <input type="checkbox"/> STEPDAUGHTER <input type="checkbox"/> COUSIN <input type="checkbox"/> HIRED MAN <input type="checkbox"/> ROOMER <input type="checkbox"/> SERVANT <input type="checkbox"/> OTHER (Specify)	
115 White William J					

FORM 10-637
 1910 CENSUS INDEX - INDIVIDUAL

U. S. DEPARTMENT OF COMMERCE
 BUREAU OF THE CENSUS

			TEXAS.	
W 300	NAME OF INDIVIDUAL Withey		E.D. 140	SHEET 200
COLOR W	AGE 71	BIRTHPLACE Ala.	VOL. 135	
COUNTY		Titus	CITY	
ENUMERATED WITH Thompson Bruce L.				
RELATIONSHIP TO ABOVE				
<input type="checkbox"/> SON	<input type="checkbox"/> NEPHEW	<input type="checkbox"/> STEPSON		
<input checked="" type="checkbox"/> DAUGHTER	<input type="checkbox"/> NIECE	<input type="checkbox"/> STEPDAUGHTER		
<input type="checkbox"/> BROTHER	<input type="checkbox"/> FATHER-IN-LAW	<input type="checkbox"/> COUSIN		
<input type="checkbox"/> SISTER	<input type="checkbox"/> MOTHER-IN-LAW	<input type="checkbox"/> HIRED MAN		
<input type="checkbox"/> FATHER	<input type="checkbox"/> SON-IN-LAW	<input checked="" type="checkbox"/> ROOMER		
<input type="checkbox"/> MOTHER	<input type="checkbox"/> DAUGHTER-IN-LAW	<input type="checkbox"/> SERVANT		
<input type="checkbox"/> GRANDSON	<input type="checkbox"/> BROTHER-IN-LAW	<input type="checkbox"/> OTHER (Specify)		
<input type="checkbox"/> GRANDDAUGHTER	<input type="checkbox"/> SISTER-IN-LAW	<input type="checkbox"/>		
<input type="checkbox"/> GRANDCHILD	<input type="checkbox"/> ORPHAN	<input type="checkbox"/>		

FORM BC-627 (5-5-67)
FORMERLY 10-637

U.S. DEPARTMENT OF COMMERCE
BUREAU OF THE CENSUS

1910 CENSUS INDEX - INDIVIDUAL

W 300 COLOR B		NAME OF INDIVIDUAL White Mary		TEXAS E.D. 138 SHEET 153	
AGE 10		BIRTHPLACE		VOL. 135	
COUNTY		Itus		CITY	
ENUMERATED WITH White Jim					
RELATIONSHIP TO ABOVE					
<input type="checkbox"/> SON <input type="checkbox"/> DAUGHTER <input type="checkbox"/> BROTHER <input type="checkbox"/> SISTER <input type="checkbox"/> FATHER <input type="checkbox"/> MOTHER <input type="checkbox"/> GRANDSON <input checked="" type="checkbox"/> GRANDDAUGHTER <input type="checkbox"/> GRANDCHILD		<input checked="" type="checkbox"/> NEPHEW <input type="checkbox"/> NIECE <input type="checkbox"/> FATHER-IN-LAW <input type="checkbox"/> MOTHER-IN-LAW <input type="checkbox"/> SON-IN-LAW <input type="checkbox"/> DAUGHTER-IN-LAW <input type="checkbox"/> BROTHER-IN-LAW <input type="checkbox"/> SISTER-IN-LAW <input type="checkbox"/> ORPHAN		<input type="checkbox"/> STEPSON <input type="checkbox"/> STEPDAUGHTER <input type="checkbox"/> COUSIN <input type="checkbox"/> HIRED MAN <input type="checkbox"/> ROOMER <input type="checkbox"/> SERVANT <input type="checkbox"/> OTHER (Specify)	

FORM BC-627 (6-8-67)
FORMERLY 10-637

1910 CENSUS INDEX - INDIVIDUAL

U.S. DEPARTMENT OF COMMERCE
BUREAU OF THE CENSUS

TEXAS

. W 300		NAME OF INDIVIDUAL <i>White Mary</i>		E.D. <i>13265</i>	SHEET
COLOR <i>W</i>	AGE <i>36</i>	BIRTHPLACE		VOL <i>80</i>	
COUNTY <i>Hunt</i>			CITY <i>Commerce</i>		
ENUMERATED WITH <i>Bugance Lucinda</i>					
RELATIONSHIP TO ABOVE					
<input type="checkbox"/> SON	<input type="checkbox"/> NEPHEW	<input type="checkbox"/> STEPSON			
<input type="checkbox"/> DAUGHTER	<input type="checkbox"/> NIECE	<input type="checkbox"/> STEPDAUGHTER			
<input type="checkbox"/> BROTHER	<input type="checkbox"/> FATHER-IN-LAW	<input type="checkbox"/> COUSIN			
<input checked="" type="checkbox"/> SISTER	<input type="checkbox"/> MOTHER-IN-LAW	<input type="checkbox"/> HIRED MAN			
<input type="checkbox"/> FATHER	<input type="checkbox"/> SON-IN-LAW	<input type="checkbox"/> ROOMER			
<input type="checkbox"/> MOTHER	<input type="checkbox"/> DAUGHTER-IN-LAW	<input type="checkbox"/> SERVANT			
<input type="checkbox"/> GRANDSON	<input type="checkbox"/> BROTHER-IN-LAW	<input type="checkbox"/> OTHER (Specify)			
<input type="checkbox"/> GRANDDAUGHTER	<input type="checkbox"/> SISTER-IN-LAW				
<input type="checkbox"/> GRANDCHILD	<input type="checkbox"/> ORPHAN				

FORM 10-637
1910 CENSUS INDEX - INDIVIDUAL

U.S. DEPARTMENT OF COMMERCE
BUREAU OF THE CENSUS

TEXAS

W300		NAME OF INDIVIDUAL <i>White Mary</i>		E.D. <i>84</i>	SHEET <i>320</i>
COLOR <i>W</i>	AGE <i>60</i>	BIRTHPLACE <i>ala</i>		VOL <i>94</i>	
COUNTY <i>Liberty</i>		CITY			
ENUMERATED WITH <i>Derguson & Clara E</i>					
RELATIONSHIP TO ABOVE					
<input type="checkbox"/> SON	<input type="checkbox"/> NEPHEW	<input type="checkbox"/> STEPSON			
<input type="checkbox"/> DAUGHTER	<input type="checkbox"/> NIECE	<input type="checkbox"/> STEPDAUGHTER			
<input type="checkbox"/> BROTHER	<input type="checkbox"/> FATHER-IN-LAW	<input type="checkbox"/> COUSIN			
<input checked="" type="checkbox"/> SISTER	<input type="checkbox"/> MOTHER-IN-LAW	<input type="checkbox"/> HIRED MAN			
<input type="checkbox"/> FATHER	<input type="checkbox"/> SON-IN-LAW	<input type="checkbox"/> ROOMER			
<input type="checkbox"/> MOTHER	<input type="checkbox"/> DAUGHTER-IN-LAW	<input type="checkbox"/> SERVANT			
<input type="checkbox"/> GRANDSON	<input type="checkbox"/> BROTHER-IN-LAW	<input type="checkbox"/> OTHER (Specify)			
<input type="checkbox"/> GRANDDAUGHTER	<input type="checkbox"/> SISTER-IN-LAW				
<input type="checkbox"/> GRANDCHILD	<input type="checkbox"/> ORPHAN				

FORM 10-637
1910 CENSUS INDEX - INDIVIDUAL

U. S. DEPARTMENT OF COMMERCE
BUREAU OF THE CENSUS

TEXAS

W 300		NAME OF INDIVIDUAL Wood Mary		E.D. 35	SHEET 298
COLOR W	AGE 37	BIRTHPLACE		VOL. 94	
COUNTY Limestone			CITY		
ENUMERATED WITH Wood George W.					
RELATIONSHIP TO ABOVE					
<input type="checkbox"/> SON	<input type="checkbox"/> NEPHEW	<input type="checkbox"/> STEPSON			
<input type="checkbox"/> DAUGHTER	<input type="checkbox"/> NIECE	<input type="checkbox"/> STEPDAUGHTER			
<input type="checkbox"/> BROTHER	<input type="checkbox"/> FATHER-IN-LAW	<input type="checkbox"/> COUSIN			
<input checked="" type="checkbox"/> SISTER	<input type="checkbox"/> MOTHER-IN-LAW	<input type="checkbox"/> HIRED MAN			
<input type="checkbox"/> FATHER	<input type="checkbox"/> SON-IN-LAW	<input type="checkbox"/> ROOMER			
<input type="checkbox"/> MOTHER	<input type="checkbox"/> DAUGHTER-IN-LAW	<input type="checkbox"/> SERVANT			
<input type="checkbox"/> GRANDSON	<input type="checkbox"/> BROTHER-IN-LAW	<input type="checkbox"/> OTHER (Specify)			
<input type="checkbox"/> GRANDDAUGHTER	<input type="checkbox"/> SISTER-IN-LAW				
<input type="checkbox"/> GRANDCHILD	<input type="checkbox"/> ORPHAN				

FORM 10-637
1910 CENSUS INDEX - INDIVIDUAL

U.S. DEPARTMENT OF COMMERCE
BUREAU OF THE CENSUS

TEXAS

10300	HEAD OF FAMILY		White, Mary	E.O.	SHEET
COLOR	AGE	BIRTHPLACE		72	269
B	42	Mo.		VOL.	83
COUNTY	Jefferson		CITY	Beaumont	
OTHER MEMBERS OF FAMILY					
NAME		RELATIONSHIP	AGE	BIRTHPLACE	
1. Fannie		D	21		
1. bc.					

FORM 10-636
1910 CENSUS INDEX - FAMILY

U. S. DEPARTMENT OF COMMERCE
BUREAU OF THE CENSUS

TEXAS

10-300		NAME OF INDIVIDUAL White, Mary		E.D. 80	SHEET 163
COLOR B	AGE 70	BIRTHPLACE ala		VOL. 83	
COUNTY Jefferson			CITY Beaumont		
ENUMERATED WITH Smith, Wesley					
RELATIONSHIP TO ABOVE.					
<input type="checkbox"/> SON	<input type="checkbox"/> NEPHEW	<input type="checkbox"/> STEPSON			
<input type="checkbox"/> DAUGHTER	<input type="checkbox"/> NIECE	<input type="checkbox"/> STEPDAUGHTER			
<input type="checkbox"/> BROTHER	<input type="checkbox"/> FATHER-IN-LAW	<input type="checkbox"/> COUSIN			
<input type="checkbox"/> SISTER	<input checked="" type="checkbox"/> MOTHER-IN-LAW	<input type="checkbox"/> HIRED MAN			
<input type="checkbox"/> FATHER	<input type="checkbox"/> SON-IN-LAW	<input type="checkbox"/> ROOMER			
<input type="checkbox"/> MOTHER	<input type="checkbox"/> DAUGHTER-IN-LAW	<input type="checkbox"/> SERVANT			
<input type="checkbox"/> GRANDSON	<input type="checkbox"/> BROTHER-IN-LAW	<input type="checkbox"/> OTHER (Specify)			
<input type="checkbox"/> GRANDDAUGHTER	<input type="checkbox"/> SISTER-IN-LAW				
<input type="checkbox"/> GRANDCHILD	<input type="checkbox"/> ORPHAN				

FORM 10-637
1910 CENSUS INDEX - INDIVIDUAL

U. S. DEPARTMENT OF COMMERCE
BUREAU OF THE CENSUS

TEXAS

u 300	HEAD OF FAMILY <i>Mrs. Mary J. Johnson</i>		E. D. <i>38</i>	SHEET <i>44</i>
COLOR <i>W</i>	AGE <i>76</i>	BIRTHPLACE <i>Ohio</i>	VOL. <i>84</i>	
COUNTY <i>Johnson</i>		CITY <i>Franklin</i>		
OTHER MEMBERS OF FAMILY				
NAME		RELATIONSHIP	AGE	BIRTHPLACE
<i>Franklin Johnson</i>				

FORM 10 636
1910 CENSUS INDEX - FAMILY

U S DEPARTMENT OF COMMERCE
BUREAU OF THE CENSUS

TEXAS

W.3.00		NAME OF INDIVIDUAL		White Mary		E.D.	SHEET
COLOR	W	AGE	40	BIRTHPLACE		73	130
COUNTY				CITY			
Kinney							
ENUMERATED WITH							
Vaton Solon							
RELATIONSHIP TO ABOVE							
<input type="checkbox"/> SON	<input type="checkbox"/> NEPHEW	<input type="checkbox"/> STEPSON					
<input type="checkbox"/> DAUGHTER	<input type="checkbox"/> NIECE	<input type="checkbox"/> STEPDAUGHTER					
<input type="checkbox"/> BROTHER	<input type="checkbox"/> FATHER-IN-LAW	<input type="checkbox"/> COUSIN					
<input type="checkbox"/> SISTER	<input checked="" type="checkbox"/> MOTHER-IN-LAW	<input type="checkbox"/> HIRED MAN					
<input type="checkbox"/> FATHER	<input type="checkbox"/> SON-IN-LAW	<input type="checkbox"/> ROOMER					
<input type="checkbox"/> MOTHER	<input type="checkbox"/> DAUGHTER-IN-LAW	<input type="checkbox"/> SERVANT					
<input type="checkbox"/> GRANDSON	<input type="checkbox"/> BROTHER-IN-LAW	<input type="checkbox"/> OTHER (Specify)					
<input type="checkbox"/> GRANDDAUGHTER	<input type="checkbox"/> SISTER-IN-LAW						
<input type="checkbox"/> GRANDCHILD	<input type="checkbox"/> ORPHAN						

FORM 10.637
1910 CENSUS INDEX - INDIVIDUAL

U.S. DEPARTMENT OF COMMERCE
BUREAU OF THE CENSUS

TEXAS

W300		HEAD OF FAMILY Wyatt, Marvin P		E.D. 133	SHEET 38
COLOR W	AGE 39	BIRTHPLACE Mo		VOL. 47	
COUNTY Ellis		CITY Ennis			
OTHER MEMBERS OF FAMILY					
NAME		RELATIONSHIP	AGE	BIRTHPLACE	
Alice M.		W	30	Miss	
Carina P		D	7		
Olin U.		S	2		
Bookout, John D		F	73	Miss	

FORM 10-636
1910 CENSUS INDEX - FAMILY

U. S. DEPARTMENT OF COMMERCE
BUREAU OF THE CENSUS

TEXAS

Wilson	HEAD OF FAMILY		White	Female	E.D.	SHEET
COLOR	AGE	BIRTHPLACE			171	20
	27	Iowa			VOL.	04
COUNTY	Mitchell		CITY		Lurane	
OTHER MEMBERS OF FAMILY						
NAME			RELATIONSHIP	AGE	BIRTHPLACE	
1 White			6	23		

FORM 10 636
1910 CENSUS INDEX - FAMILY

U.S. DEPARTMENT OF COMMERCE
BUREAU OF THE CENSUS

TEXAS

2300		HEAD OF FAMILY		White Marvin P.		E.D.	SHEET
COLOR	AGE	BIRTHPLACE				80	116
W	52					VOL.	
COUNTY				CITY			
Parker							
OTHER MEMBERS OF FAMILY							
NAME		RELATIONSHIP	AGE	BIRTHPLACE			
Fannie		W	51				
Clara M		D	22				
4180,							

TEXAS

W300	HEAD OF FAMILY Wood Marvin		E.D. 124	SHEET 221
COLOR w	AGE 29	BIRTHPLACE	VOL. 80	
COUNTY -	Hunt		CITY -	
OTHER MEMBERS OF FAMILY				
NAME		RELATIONSHIP	AGE	BIRTHPLACE
Lucy		w	21	
Bernice		d	1	

FORM 10 636
1910 CENSUS INDEX - FAMILY

U. S. DEPARTMENT OF COMMERCE
BUREAU OF THE CENSUS

TEXAS

L 520		HEAD OF FAMILY		E.D.	SHEET
		Winnick, William E.		182	174
COLOR	AGE	BIRTHPLACE		VOL.	
W	30			119	
COUNTY			CITY		
			Rockwall	Kays City	
OTHER MEMBERS OF FAMILY					
NAME		RELATIONSHIP	AGE	BIRTHPLACE	
Winnie A.		W	26		
Kathleen E.		D	6		
Thomas A.		S	4		
Robert		D	2 1/2		

FORM 10-636
1910 CENSUS INDEX - FAMILY

U. S. DEPARTMENT OF COMMERCE
BUREAU OF THE CENSUS

TEXAS

6300 -		HEAD OF FAMILY		E.D.	SHEET
W		W. L. Marvin D.		183	253
COLOR	AGE	BIRTHPLACE		VOL.	
W	33			113	
COUNTY			CITY		
Palo Pinto					
OTHER MEMBERS OF FAMILY					
NAME		RELATIONSHIP	AGE	BIRTHPLACE	
Dorothy		W	29	Ark	
Dorothy		D	7		
Joe 150		S	1		
and 1 H M					

FORM 10 636
1910 CENSUS INDEX - FAMILY

U. S. DEPARTMENT OF COMMERCE
BUREAU OF THE CENSUS

TEXAS

6300	HEAD OF FAMILY White Mawina		E.D. 96	SHEET 288
COLOR W	AGE 52	BIRTHPLACE Ark.	VOL. 52	
COUNTY Fisher		CITY		
OTHER MEMBERS OF FAMILY				
NAME		RELATIONSHIP	AGE	BIRTHPLACE
Dannie		W	30	
Berk Earl W		SS	9	
Alfred		S	2	

FORM 10 636.
1910 CENSUS INDEX - FAMILY

U.S. DEPARTMENT OF COMMERCE
BUREAU OF THE CENSUS

TEXAS

W 300	HEAD OF FAMILY		E.D.	SHEET
COLOR	AGE	BIRTHPLACE	26	81
W	32		VOL.	78
COUNTY	Houston		CITY	
-OTHER MEMBERS OF FAMILY				
NAME		RELATIONSHIP	AGE	BIRTHPLACE
Annie		W	26	
Hert		S	6	
Walter		D	5	
Julia		S	2	

FORM 10 636
1910 CENSUS INDEX - FAMILY

U. S. DEPARTMENT OF COMMERCE
BUREAU OF THE CENSUS

TEXAS

W-300		NAME OF INDIVIDUAL <i>White Martin</i>		E.D.	SHEET
COLOR <i>W</i>	AGE <i>24</i>	BIRTHPLACE <i>La</i>		<i>104</i>	<i>83</i>
COUNTY <i>Garza</i>		CITY		VOL. <i>57</i>	
ENUMERATED WITH <i>Wilson Charles L.</i>					
RELATIONSHIP TO ABOVE					
<input type="checkbox"/> SON	<input type="checkbox"/> NEPHEW	<input type="checkbox"/> STEPSON			
<input type="checkbox"/> DAUGHTER	<input type="checkbox"/> NIECE	<input type="checkbox"/> STEPDAUGHTER			
<input type="checkbox"/> BROTHER	<input type="checkbox"/> FATHER-IN-LAW	<input type="checkbox"/> COUSIN			
<input type="checkbox"/> SISTER	<input type="checkbox"/> MOTHER-IN-LAW	<input type="checkbox"/> HIRED MAN			
<input type="checkbox"/> FATHER	<input type="checkbox"/> SON-IN-LAW	<input type="checkbox"/> ROOMER			
<input type="checkbox"/> MOTHER	<input type="checkbox"/> DAUGHTER-IN-LAW	<input type="checkbox"/> SERVANT			
<input type="checkbox"/> GRANDSON	<input type="checkbox"/> BROTHER-IN-LAW	<input checked="" type="checkbox"/> OTHER (Specify) <i>Pa.</i>			
<input type="checkbox"/> GRANDDAUGHTER	<input type="checkbox"/> SISTER-IN-LAW				
<input type="checkbox"/> GRANDCHILD	<input type="checkbox"/> ORPHAN				

FORM 10 637

1910 CENSUS INDEX - INDIVIDUAL

U.S. DEPARTMENT OF COMMERCE
BUREAU OF THE CENSUS

TEXAS

NAME OF INDIVIDUAL <i>Wood Marvin</i>		E.D. <i>45</i>	SHEET <i>406</i>
COLOR <i>W</i>	AGE <i>5</i>	BIRTHPLACE <i>Harris</i>	VOL. <i>69</i>
COUNTY		CITY <i>Houston Heights</i>	
ENUMERATED WITH <i>Smith Oscar</i>			
RELATIONSHIP TO ABOVE			
<input type="checkbox"/> SON	<input type="checkbox"/> NEPHEW	<input checked="" type="checkbox"/> STEPSON	
<input type="checkbox"/> DAUGHTER	<input type="checkbox"/> NIECE	<input type="checkbox"/> STEPDAUGHTER	
<input type="checkbox"/> BROTHER	<input type="checkbox"/> FATHER-IN-LAW	<input type="checkbox"/> COUSIN	
<input type="checkbox"/> SISTER	<input type="checkbox"/> MOTHER-IN-LAW	<input type="checkbox"/> HIRED MAN	
<input type="checkbox"/> FATHER	<input type="checkbox"/> SON-IN-LAW	<input type="checkbox"/> ROOMER	
<input type="checkbox"/> MOTHER	<input type="checkbox"/> DAUGHTER-IN-LAW	<input type="checkbox"/> SERVANT	
<input type="checkbox"/> GRANDSON	<input type="checkbox"/> BROTHER-IN-LAW	<input type="checkbox"/> OTHER (Specify)	
<input type="checkbox"/> GRANDDAUGHTER	<input type="checkbox"/> SISTER-IN-LAW		
<input type="checkbox"/> GRANDCHILD	<input type="checkbox"/> ORPHAN		

FORM 10-637
1910 CENSUS INDEX - INDIVIDUAL

U.S. DEPARTMENT OF COMMERCE
BUREAU OF THE CENSUS

TEXAS

W 300	NAME OF INDIVIDUAL <i>White, Marvin</i>		E.O. <i>4</i>	SHEET <i>12</i>
COLOR <i>W.</i>	AGE <i>16</i>	BIRTHPLACE	VOL. <i>1</i>	
COUNTY <i>Anderson</i>	CITY <i>Palestine</i>			
ENUMERATED WITH <i>Slasner, George W</i>				
RELATIONSHIP TO ABOVE				
<input checked="" type="checkbox"/> SON	<input type="checkbox"/> NEPHEW	<input type="checkbox"/> STEPSON		
<input type="checkbox"/> DAUGHTER	<input type="checkbox"/> NIECE	<input type="checkbox"/> STEPDAUGHTER		
<input type="checkbox"/> BROTHER	<input type="checkbox"/> FATHER-IN-LAW	<input type="checkbox"/> COUSIN		
<input type="checkbox"/> SISTER	<input type="checkbox"/> MOTHER-IN-LAW	<input type="checkbox"/> HIRED MAN		
<input type="checkbox"/> FATHER	<input type="checkbox"/> SON-IN-LAW	<input type="checkbox"/> ROOMER		
<input type="checkbox"/> MOTHER	<input type="checkbox"/> DAUGHTER-IN-LAW	<input type="checkbox"/> SERVANT		
<input type="checkbox"/> GRANDSON	<input type="checkbox"/> BROTHER-IN-LAW	<input type="checkbox"/> OTHER (Specify)		
<input type="checkbox"/> GRANDDAUGHTER	<input type="checkbox"/> SISTER-IN-LAW			
<input type="checkbox"/> GRANDCHILD	<input type="checkbox"/> ORPHAN			

FORM 10-637

1910 CENSUS INDEX - INDIVIDUAL

U.S. DEPARTMENT OF COMMERCE
BUREAU OF THE CENSUS

TEXAS

W300	NAME OF INDIVIDUAL <i>White Marvin</i>		E.D. 139	SHEET 80
COLOR <i>W</i>	AGE 24	BIRTHPLACE <i>Ark</i>	VOL. <i>86</i>	
COUNTY <i>Jones</i>	CITY			
ENUMERATED WITH <i>White H.B.</i>				
RELATIONSHIP TO ABOVE				
<input type="checkbox"/> SON	<input type="checkbox"/> NEPHEW	<input type="checkbox"/> STEPSON		
<input type="checkbox"/> DAUGHTER	<input type="checkbox"/> NIECE	<input type="checkbox"/> STEPDAUGHTER		
<input checked="" type="checkbox"/> BROTHER	<input type="checkbox"/> FATHER-IN-LAW	<input type="checkbox"/> COUSIN		
<input type="checkbox"/> SISTER	<input type="checkbox"/> MOTHER-IN-LAW	<input type="checkbox"/> HIRED MAN		
<input type="checkbox"/> FATHER	<input type="checkbox"/> SON-IN-LAW	<input type="checkbox"/> ROOMER		
<input type="checkbox"/> MOTHER	<input type="checkbox"/> DAUGHTER-IN-LAW	<input type="checkbox"/> SERVANT		
<input type="checkbox"/> GRANDSON	<input type="checkbox"/> BROTHER-IN-LAW	<input type="checkbox"/> OTHER (Specify)		
<input type="checkbox"/> GRANDDAUGHTER	<input type="checkbox"/> SISTER-IN-LAW			
<input type="checkbox"/> GRANDCHILD	<input type="checkbox"/> ORPHAN			

FORM 10-697

1910 CENSUS INDEX - INDIVIDUAL

U.S. DEPARTMENT OF COMMERCE
BUREAU OF THE CENSUS

TEXAS

U-300	HEAD OF FAMILY		W. C. Snyder		E.D.	SHEET
COLOR	AGE	BIRTHPLACE			230	111
W	36	W. Va.	W. Va.		VOL.	123
COUNTY	Scurry		CITY		Snyder	
OTHER MEMBERS OF FAMILY						
NAME		RELATIONSHIP	AGE	BIRTHPLACE		
I E. S.		W	32			
L. M. H. Howell		SS	11			
I. H. H. H.		SD	10			
I. C. C. C.		SS	9			
W. C. C. C.		S	4			
I. R. R. R.		S	1			

FORM 10-636
1910 CENSUS INDEX - FAMILY

U. S. DEPARTMENT OF COMMERCE
BUREAU OF THE CENSUS

TEXAS

W 300	NAME OF INDIVIDUAL <i>White Maiver</i>		E.D. <i>135</i>	SHEET <i>21</i>
COLOR <i>W</i>	AGE <i>20</i>	BIRTHPLACE	VOL. <i>135</i>	
COUNTY		CITY <i>Titus</i>		
ENUMERATED WITH <i>Oliver Frank</i>				
RELATIONSHIP TO ABOVE				
<input type="checkbox"/> SON	<input type="checkbox"/> NEPHEW	<input type="checkbox"/> STEPSON		
<input type="checkbox"/> DAUGHTER	<input type="checkbox"/> NIECE	<input type="checkbox"/> STEPDAUGHTER		
<input type="checkbox"/> BROTHER	<input type="checkbox"/> FATHER-IN-LAW	<input type="checkbox"/> COUSIN		
<input type="checkbox"/> SISTER	<input type="checkbox"/> MOTHER-IN-LAW	<input checked="" type="checkbox"/> WIFE		
<input type="checkbox"/> FATHER	<input type="checkbox"/> SON-IN-LAW	<input type="checkbox"/> ROOMER		
<input type="checkbox"/> MOTHER	<input type="checkbox"/> DAUGHTER-IN-LAW	<input type="checkbox"/> SERVANT		
<input type="checkbox"/> GRANDSON	<input type="checkbox"/> BROTHER-IN-LAW	<input type="checkbox"/> OTHER (Specify)		
<input type="checkbox"/> GRANDDAUGHTER	<input type="checkbox"/> SISTER-IN-LAW			
<input type="checkbox"/> GRANDCHILD	<input type="checkbox"/> ORPHAN			

FORM BC-627 (5-5-67)
FORMERLY 10-657

U.S. DEPARTMENT OF COMMERCE
BUREAU OF THE CENSUS

1910 CENSUS INDEX - INDIVIDUAL

TEXAS

W380	HEAD OF FAMILY		W. Lutt. Marton	E.D.	SHEET
COLOR	AGE	BIRTHPLACE		36	1
W	28			VOL.	32
COUNTY	Coryell		CITY		
OTHER MEMBERS OF FAMILY					
	NAME	RELATIONSHIP	AGE	BIRTHPLACE	
	Laura	W	33		
	Uche	S	3		
	Frank	S	1 1/2		

FORM 10 636
1910 CENSUS INDEX - FAMILY

U.S. DEPARTMENT OF COMMERCE
BUREAU OF THE CENSUS

TEXAS

W 300		NAME OF INDIVIDUAL Wood Martin V		E.D. 39	SHEET 4
COLOR W	AGE 109	BIRTHPLACE Texas		VOL. 41	
COUNTY Eastland			CITY		
ENUMERATED WITH Snead William M					
RELATIONSHIP TO ABOVE					
<input type="checkbox"/> SON	<input type="checkbox"/> NEPHEW	<input type="checkbox"/> STEPSON			
<input type="checkbox"/> DAUGHTER	<input type="checkbox"/> NIECE	<input type="checkbox"/> STEPDAUGHTER			
<input type="checkbox"/> BROTHER	<input checked="" type="checkbox"/> FATHER-IN-LAW	<input type="checkbox"/> COUSIN			
<input type="checkbox"/> SISTER	<input type="checkbox"/> MOTHER-IN-LAW	<input type="checkbox"/> HIRED MAN			
<input type="checkbox"/> FATHER	<input type="checkbox"/> SON-IN-LAW	<input type="checkbox"/> ROOMER			
<input type="checkbox"/> MOTHER	<input type="checkbox"/> DAUGHTER-IN-LAW	<input type="checkbox"/> SERVANT			
<input type="checkbox"/> GRANDSON	<input type="checkbox"/> BROTHER-IN-LAW	<input type="checkbox"/> OTHER (Specify)			
<input type="checkbox"/> GRANDDAUGHTER	<input type="checkbox"/> SISTER-IN-LAW				
<input type="checkbox"/> GRANDCHILD	<input type="checkbox"/> ORPHAN				

FORM 10-637
1910 CENSUS INDEX - INDIVIDUAL

U.S. DEPARTMENT OF COMMERCE
BUREAU OF THE CENSUS

TEXAS

W 300	NAME OF INDIVIDUAL <i>Wood, Martin T.</i>		E.D. <i>141</i>	SHEET <i>134</i>
COLOR <i>W</i>	AGE <i>17</i>	BIRTHPLACE	VOL. <i>119</i>	
COUNTY		CITY <i>San Augustine</i>		
ENUMERATED WITH <i>Robbins, Joel W</i>				
RELATIONSHIP TO ABOVE				
<input type="checkbox"/> SON	<input checked="" type="checkbox"/> NEPHEW	<input type="checkbox"/> STEPSON		
<input type="checkbox"/> DAUGHTER	<input type="checkbox"/> NIECE	<input type="checkbox"/> STEPDAUGHTER		
<input type="checkbox"/> BROTHER	<input type="checkbox"/> FATHER-IN-LAW	<input type="checkbox"/> COUSIN		
<input type="checkbox"/> SISTER	<input type="checkbox"/> MOTHER-IN-LAW	<input type="checkbox"/> HIRED MAN		
<input type="checkbox"/> FATHER	<input type="checkbox"/> SON-IN-LAW	<input type="checkbox"/> ROOMER		
<input type="checkbox"/> MOTHER	<input type="checkbox"/> DAUGHTER-IN-LAW	<input type="checkbox"/> SERVANT		
<input type="checkbox"/> GRANDSON	<input type="checkbox"/> BROTHER-IN-LAW	<input type="checkbox"/> OTHER (Specify)		
<input type="checkbox"/> GRANDDAUGHTER	<input type="checkbox"/> SISTER-IN-LAW			
<input type="checkbox"/> GRANDCHILD	<input type="checkbox"/> ORPHAN			

FORM 10-637
1910 CENSUS INDEX - INDIVIDUAL

U. S. DEPARTMENT OF COMMERCE
BUREAU OF THE CENSUS

TEXAS

61300		NAME OF INDIVIDUAL		E.D.	SHEET
- W		AGE	BIRTHPLACE	4	2
COUNTY		Collin	CITY	VOL. 26	
ENUMERATED WITH					
Cooper, Frank					
RELATIONSHIP TO ABOVE					
<input type="checkbox"/> SON	<input type="checkbox"/> NEPHEW	<input type="checkbox"/> STEPSON			
<input type="checkbox"/> DAUGHTER	<input type="checkbox"/> NIECE	<input type="checkbox"/> STEPDAUGHTER			
<input type="checkbox"/> BROTHER	<input type="checkbox"/> FATHER-IN-LAW	<input type="checkbox"/> COUSIN			
<input type="checkbox"/> SISTER	<input type="checkbox"/> MOTHER-IN-LAW	<input type="checkbox"/> HIRED MAN			
<input type="checkbox"/> FATHER	<input type="checkbox"/> SON-IN-LAW	<input type="checkbox"/> ROOMER			
<input type="checkbox"/> MOTHER	<input type="checkbox"/> DAUGHTER-IN-LAW	<input type="checkbox"/> SERVANT			
<input type="checkbox"/> GRANDSON	<input type="checkbox"/> BROTHER-IN-LAW	<input type="checkbox"/> OTHER (Specify)			
<input type="checkbox"/> GRANDDAUGHTER	<input type="checkbox"/> SISTER-IN-LAW	<u>Pa</u>			
<input type="checkbox"/> GRANDCHILD	<input type="checkbox"/> ORPHAN				

FORM 10 637

1910 CENSUS INDEX - INDIVIDUAL

U. S. DEPARTMENT OF COMMERCE
BUREAU OF THE CENSUS

TEXAS

W.300	HEAD OF FAMILY White Martin M.		E.O. 174	SHEET 108
COLOR W	AGE 23	BIRTHPLACE -	VOL. 92	
COUNTY Lampasas	CITY			
OTHER MEMBERS OF FAMILY				
NAME		RELATION- SHIP	AGE	BIRTHPLACE
Jean		W	32	
Todd R		S	10	
Florence		D	8	
J. C		S	7	
Marshall		S	5	
Wardson		S	3	
Lou Janet		D	1 1/2	

FORM 10 636
1910 CENSUS INDEX - FAMILY

U. S. DEPARTMENT OF COMMERCE
BUREAU OF THE CENSUS

TEXAS

W300		HEAD OF FAMILY		E.D.	SHEET
Woody		Martin L.		134	62
COLOR	AGE	BIRTHPLACE		VOL.	
W	31			86	
COUNTY			CITY		
Jones					
OTHER MEMBERS OF FAMILY					
NAME		RELATIONSHIP	AGE	BIRTHPLACE	
Laura		W	33		

FORM 10-636
1910 CENSUS INDEX - FAMILY

U.S. DEPARTMENT OF COMMERCE
BUREAU OF THE CENSUS

TEXAS

W 300		HEAD OF FAMILY		T. Woody Martin L.		E.D.	SHEET
COLOR	W.	AGE	36	BIRTHPLACE		147	90
COUNTY	Jack			CITY		VOL.	81
OTHER MEMBERS OF FAMILY							
NAME		RELATIONSHIP	AGE	BIRTHPLACE			
Margaret		W	34				
Angie S.		D	10				
Lily B.		D	8				
Robert G.		S	6				
Rhoda S.		D	5				
James C.		S	3				
Robert C.		F	58	Tenn.			

FORM NO 636

1910 CENSUS INDEX - FAMILY

U. S. DEPARTMENT OF COMMERCE
BUREAU OF THE CENSUS

TEXAS

w 300		NAME OF INDIVIDUAL <i>White, Martin L.</i>		E.D. 90	SHEET 309
COLOR W	AGE 10	BIRTHPLACE		VOL. 84	
COUNTY Jefferson			CITY		
ENUMERATED WITH <i>White, Hubbard</i>					
RELATIONSHIP TO ABOVE					
<input type="checkbox"/> SON	<input type="checkbox"/> NEPHEW	<input type="checkbox"/> STEPSON			
<input type="checkbox"/> DAUGHTER	<input type="checkbox"/> Niece	<input type="checkbox"/> STEPDAUGHTER			
<input checked="" type="checkbox"/> BROTHER	<input type="checkbox"/> FATHER-IN-LAW	<input type="checkbox"/> COUSIN			
<input checked="" type="checkbox"/> SISTER	<input type="checkbox"/> MOTHER-IN-LAW	<input type="checkbox"/> HIRED MAN			
<input type="checkbox"/> FATHER	<input type="checkbox"/> SON-IN-LAW	<input type="checkbox"/> ROOMER			
<input type="checkbox"/> MOTHER	<input type="checkbox"/> DAUGHTER-IN-LAW	<input type="checkbox"/> SERVANT			
<input type="checkbox"/> GRANDSON	<input type="checkbox"/> BROTHER-IN-LAW	<input type="checkbox"/> OTHER (Specify)			
<input type="checkbox"/> GRANDDAUGHTER	<input type="checkbox"/> SISTER-IN-LAW				
<input type="checkbox"/> GRANDCHILD	<input type="checkbox"/> ORPHAN				

FORM 10-637
1910 CENSUS INDEX - INDIVIDUAL

U.S. DEPARTMENT OF COMMERCE
BUREAU OF THE CENSUS

TEXAS

W300	HEAD OF FAMILY W. J. Martin		E.D. 92	SHEET 241
COLOR B	AGE 34	BIRTHPLACE Mo	VOL. 104	
COUNTY Polk		CITY		
OTHER MEMBERS OF FAMILY				
NAME	RELATIONSHIP	AGE	BIRTHPLACE	
Mayer, Nathan	Sr	27		
J. Hester	D	27		
W. J. Martin, Edward	S	40		

FORM 10 636
1910 CENSUS INDEX - FAMILY

U. S. DEPARTMENT OF COMMERCE
BUREAU OF THE CENSUS

TEXAS

W300	HEAD OF FAMILY Witt Martin E		E.D. 102	SHEET 2
COLOR W	AGE 67	BIRTHPLACE Tenn	VOL. 17	
COUNTY Browitt		CITY		
OTHER MEMBERS OF FAMILY				
NAME		RELATIONSHIP	AGE	BIRTHPLACE
Witt William H		S	35	Tenn
I. J. J. J.		D	32	Ala

FORM 10 636
1910 CENSUS INDEX - FAMILY

U.S. DEPARTMENT OF COMMERCE
BUREAU OF THE CENSUS

TEXAS

10300	HEAD OF FAMILY Hood		E.D. 50		SHEET 268	
COLOR W	AGE 41	BIRTHPLACE Denin		VOL. 53		
COUNTY Frio			CITY			
OTHER MEMBERS OF FAMILY						
NAME		RELATIONSHIP	AGE	BIRTHPLACE		
Lee		W	36			
Lottie		W	17			
Hester		S	16			
Ira		S	14			
J.B.		S	16			
Harlin Jr.		S	5			
Jannette		D	3			

FORM 10-636
1910 CENSUS INDEX - FAMILY

U.S. DEPARTMENT OF COMMERCE
BUREAU OF THE CENSUS

TEXAS

C. 300		NAME OF INDIVIDUAL		E.D.	SHEET
W		Wilde	Martin	43	352
COLOR	AGE	BIRTHPLACE	VOL.		
	19	Okl.	34		
COUNTY		CITY			
Dallas		Dallas			
ENUMERATED WITH					
Black John					
RELATIONSHIP TO ABOVE					
<input type="checkbox"/> SON	<input type="checkbox"/> NEPHEW	<input type="checkbox"/> STEPSON			
<input type="checkbox"/> DAUGHTER	<input type="checkbox"/> NIECE	<input type="checkbox"/> STEPDAUGHTER			
<input type="checkbox"/> BROTHER	<input type="checkbox"/> FATHER-IN-LAW	<input type="checkbox"/> COUSIN			
<input type="checkbox"/> SISTER	<input type="checkbox"/> MOTHER-IN-LAW	<input type="checkbox"/> HIRED MAN			
<input type="checkbox"/> FATHER	<input type="checkbox"/> SON-IN-LAW	<input checked="" type="checkbox"/> ROOMER			
<input type="checkbox"/> MOTHER	<input type="checkbox"/> DAUGHTER-IN-LAW	<input checked="" type="checkbox"/> SERVANT			
<input type="checkbox"/> GRANDSON	<input type="checkbox"/> BROTHER-IN-LAW	<input type="checkbox"/> OTHER (Specify)			
<input type="checkbox"/> GRANDDAUGHTER	<input type="checkbox"/> SISTER-IN-LAW				
<input type="checkbox"/> GRANDCHILD	<input type="checkbox"/> ORPHAN				

FORM 10-537

1910 CENSUS INDEX - INDIVIDUAL

U. S. DEPARTMENT OF COMMERCE
BUREAU OF THE CENSUS

TEXAS

U300	NAME OF INDIVIDUAL <i>White Martin</i>		E.D. 71	SHEET 410
COLOR B	AGE 50	BIRTHPLACE <i>La</i>	VOL. 69	
COUNTY Harris		CITY		
ENUMERATED WITH <i>Williams Mary</i>				
RELATIONSHIP TO ABOVE				
<input type="checkbox"/> SON	<input type="checkbox"/> NEPHEW	<input type="checkbox"/> STEPSON		
<input type="checkbox"/> DAUGHTER	<input type="checkbox"/> NIECE	<input type="checkbox"/> STEPDAUGHTER		
<input type="checkbox"/> BROTHER	<input type="checkbox"/> FATHER-IN-LAW	<input type="checkbox"/> COUSIN		
<input type="checkbox"/> SISTER	<input type="checkbox"/> MOTHER-IN-LAW	<input type="checkbox"/> HIRED MAN		
<input type="checkbox"/> FATHER	<input type="checkbox"/> SON-IN-LAW	<input checked="" type="checkbox"/> ROOMER		
<input type="checkbox"/> MOTHER	<input type="checkbox"/> DAUGHTER-IN-LAW	<input type="checkbox"/> SERVANT		
<input type="checkbox"/> GRANDSON	<input type="checkbox"/> BROTHER-IN-LAW	<input type="checkbox"/> OTHER (Specify)		
<input type="checkbox"/> GRANDDAUGHTER	<input type="checkbox"/> SISTER-IN-LAW			
<input type="checkbox"/> GRANDCHILD	<input type="checkbox"/> ORPHAN			

FORM 10-637

1910 CENSUS INDEX - INDIVIDUAL

U.S. DEPARTMENT OF COMMERCE
BUREAU OF THE CENSUS

TEXAS

W300	HEAD OF FAMILY		E.D.	SHEET
COLOR	AGE	BIRTHPLACE	VOL.	
W	76	Cal	168	54
COUNTY	CITY			
Lampasas			92	
OTHER MEMBERS OF FAMILY				
	NAME	RELATIONSHIP	AGE	BIRTHPLACE
1	W. W. Long	W	79	Tenn
	Louise Long	W	65	
1	Robert M. Long	S	13	
	Robert L. Long	S	11	

FORM 10 636
1910 CENSUS INDEX - FAMILY

U. S. DEPARTMENT OF COMMERCE
BUREAU OF THE CENSUS

TEXAS

W300	HEAD OF FAMILY <i>White Martin</i>		E.D. <i>71</i>	SHEET <i>117</i>
COLOR <i>B</i>	AGE <i>39</i>	BIRTHPLACE <i>La.</i>	VOL. <i>67</i>	
COUNTY <i>Harris</i>		CITY <i>Houston</i>		
OTHER MEMBERS OF FAMILY				
NAME		RELATIONSHIP	AGE	BIRTHPLACE
<i>Price Henry</i>		<i>C</i>	<i>23</i>	
<i>Hines Laura</i>		<i>C</i>	<i>35</i>	
<i>Squire</i>		<i>C</i>	<i>17</i>	
<i>Wilhe</i>		<i>C</i>	<i>15</i>	

FORM 10 636
1910 CENSUS INDEX - FAMILY

U.S. DEPARTMENT OF COMMERCE
BUREAU OF THE CENSUS

TEXAS

W 300		NAME OF INDIVIDUAL Wade Martin		E.O. 68	SHEET 49
COLOR B	AGE 27	BIRTHPLACE Tenn		VOL. 60	
COUNTY	Grayson		CITY Sherman		
ENUMERATED WITH Cole T. W.					
RELATIONSHIP TO ABOVE					
<input type="checkbox"/> SON	<input type="checkbox"/> NEPHEW	<input type="checkbox"/> STEPSON			
<input type="checkbox"/> DAUGHTER	<input type="checkbox"/> NIECE	<input type="checkbox"/> STEPDAUGHTER			
<input type="checkbox"/> BROTHER	<input type="checkbox"/> FATHER-IN-LAW	<input type="checkbox"/> COUSIN			
<input type="checkbox"/> SISTER --	<input type="checkbox"/> MOTHER-IN-LAW	<input type="checkbox"/> HIRED MAN			
<input type="checkbox"/> FATHER	<input type="checkbox"/> SON-IN-LAW	<input type="checkbox"/> ROOMER			
<input type="checkbox"/> MOTHER	<input type="checkbox"/> DAUGHTER-IN-LAW	<input checked="" type="checkbox"/> SERVANT			
<input type="checkbox"/> GRANDSON	<input type="checkbox"/> BROTHER-IN-LAW	<input type="checkbox"/> OTHER (Specify)			
<input type="checkbox"/> GRANDDAUGHTER	<input type="checkbox"/> SISTER-IN-LAW				
<input type="checkbox"/> GRANDCHILD	<input type="checkbox"/> ORPHAN				

FORM 10 637
1910 CENSUS INDEX - INDIVIDUAL

U. S. DEPARTMENT OF COMMERCE
BUREAU OF THE CENSUS

TEXAS

10-300	HEAD OF FAMILY Wyatt Martin		E.O. 53	SHEET 355
COLOR W	AGE 24	BIRTHPLACE		VOL. 63
COUNTY	Guadalupe		CITY	
OTHER MEMBERS OF FAMILY				
	NAME	RELATIONSHIP	AGE	BIRTHPLACE
	Mary Ella	w	13	
	Desmond	s	7/2	

FORM 10 636
1910 CENSUS INDEX - FAMILY

U.S. DEPARTMENT OF COMMERCE
BUREAU OF THE CENSUS

TEXAS

W 300		NAME OF INDIVIDUAL		E.O.	SHEET
COLOR		White, marthy		154	84
B	AGE	BIRTHPLACE		VOL.	
	16			106	
COUNTY			CITY		
Montgomery					
ENUMERATED WITH					
Andrews, Ibbie					
RELATIONSHIP TO ABOVE					
<input type="checkbox"/>	SON	<input type="checkbox"/>	NEPHEW	<input type="checkbox"/>	STEPSON
<input type="checkbox"/>	DAUGHTER	<input type="checkbox"/>	NIECE	<input type="checkbox"/>	STEPDAUGHTER
<input type="checkbox"/>	BROTHER	<input type="checkbox"/>	FATHER-IN-LAW	<input type="checkbox"/>	COUSIN
<input checked="" type="checkbox"/>	SISTER	<input type="checkbox"/>	MOTHER-IN-LAW	<input type="checkbox"/>	HIRED MAN
<input type="checkbox"/>	FATHER	<input type="checkbox"/>	SON-IN-LAW	<input type="checkbox"/>	ROOMER
<input type="checkbox"/>	MOTHER	<input type="checkbox"/>	DAUGHTER-IN-LAW	<input type="checkbox"/>	SERVANT
<input type="checkbox"/>	GRANDSON	<input type="checkbox"/>	BROTHER-IN-LAW	<input type="checkbox"/>	OTHER (Specify)
<input type="checkbox"/>	GRANDDAUGHTER	<input type="checkbox"/>	SISTER-IN-LAW		
<input type="checkbox"/>	GRANDCHILD	<input type="checkbox"/>	ORPHAN		

FORM 10 637

1910 CENSUS INDEX - INDIVIDUAL

U. S. DEPARTMENT OF COMMERCE
BUREAU OF THE CENSUS

TEXAS

W3300		NAME OF INDIVIDUAL		E.D.	SHEET
White Martha W		White Martha W		52	103
COLOR	AGE	BIRTHPLACE	VOL.		
W	12	Conn	56		
COUNTY			CITY		
Gillespie					
ENUMERATED WITH					
White Henry C					
RELATIONSHIP TO ABOVE					
<input type="checkbox"/> SON	<input type="checkbox"/> NEPHEW	<input type="checkbox"/> STEPSON			
<input type="checkbox"/> DAUGHTER	<input type="checkbox"/> NIECE	<input type="checkbox"/> STEPDAUGHTER			
<input type="checkbox"/> BROTHER	<input type="checkbox"/> FATHER-IN-LAW	<input type="checkbox"/> COUSIN			
<input checked="" type="checkbox"/> SISTER	<input type="checkbox"/> MOTHER-IN-LAW	<input type="checkbox"/> HIRED MAN			
<input type="checkbox"/> FATHER	<input type="checkbox"/> SON-IN-LAW	<input type="checkbox"/> ROOMER			
<input type="checkbox"/> MOTHER	<input type="checkbox"/> DAUGHTER-IN-LAW	<input type="checkbox"/> SERVANT			
<input type="checkbox"/> GRANDSON	<input type="checkbox"/> BROTHER-IN-LAW	<input type="checkbox"/> OTHER (Specify)			
<input type="checkbox"/> GRANDDAUGHTER	<input type="checkbox"/> SISTER-IN-LAW				
<input type="checkbox"/> GRANDCHILD	<input type="checkbox"/> ORPHAN				

FORM 10 637
1910 CENSUS INDEX - INDIVIDUAL

U. S. DEPARTMENT OF COMMERCE
BUREAU OF THE CENSUS

TEXAS

W 300	NAME OF INDIVIDUAL White Martha W.		E.O. 52	SHEET 194
COLOR W	AGE 75	BIRTHPLACE O.	VOL. 12	
COUNTY Bexar	[REDACTED]		CITY San Antonio	
ENUMERATED WITH Bradshaw William R.				
RELATIONSHIP TO ABOVE				
<input type="checkbox"/> SON	<input type="checkbox"/> NEPHEW	<input type="checkbox"/> STEPSON		
<input type="checkbox"/> DAUGHTER	<input type="checkbox"/> NIECE	<input type="checkbox"/> STEPDAUGHTER		
<input type="checkbox"/> BROTHER	<input type="checkbox"/> FATHER-IN-LAW	<input type="checkbox"/> COUSIN		
<input type="checkbox"/> SISTER	<input checked="" type="checkbox"/> MOTHER-IN-LAW	<input type="checkbox"/> HIRED MAN		
<input type="checkbox"/> FATHER	<input type="checkbox"/> SON-IN-LAW	<input type="checkbox"/> ROOMER		
<input type="checkbox"/> MOTHER	<input type="checkbox"/> DAUGHTER-IN-LAW	<input type="checkbox"/> SERVANT		
<input type="checkbox"/> GRANDSON	<input type="checkbox"/> BROTHER-IN-LAW	<input type="checkbox"/> OTHER (Specify)		
<input type="checkbox"/> GRANDDAUGHTER	<input type="checkbox"/> SISTER-IN-LAW			
<input type="checkbox"/> GRANDCHILD	<input type="checkbox"/> ORPHAN			

FORM 10 637
1910 CENSUS INDEX - INDIVIDUAL

U.S. DEPARTMENT OF COMMERCE
BUREAU OF THE CENSUS

TEXAS

W 300	NAME OF INDIVIDUAL		E.D.	SHEET
	Wade, Martha R		168	25
COLOR	AGE	BIRTHPLACE	VOL.	
W	52	20	104	
COUNTY	CITY			
Mitchell				
ENUMERATED WITH				
Morris, James C.				
RELATIONSHIP TO ABOVE				
<input type="checkbox"/> SON	<input type="checkbox"/> NEPHEW	<input type="checkbox"/> STEPSON		
<input type="checkbox"/> DAUGHTER	<input type="checkbox"/> NIECE	<input type="checkbox"/> STEPDAUGHTER		
<input type="checkbox"/> BROTHER	<input type="checkbox"/> FATHER-IN-LAW	<input type="checkbox"/> COUSIN		
<input type="checkbox"/> SISTER	<input type="checkbox"/> MOTHER-IN-LAW	<input type="checkbox"/> HIRED MAN		
<input type="checkbox"/> FATHER	<input type="checkbox"/> SON-IN-LAW	<input type="checkbox"/> ROOMER		
<input type="checkbox"/> MOTHER	<input type="checkbox"/> DAUGHTER-IN-LAW	<input type="checkbox"/> SERVANT		
<input type="checkbox"/> GRANDSON	<input type="checkbox"/> BROTHER-IN-LAW	<input type="checkbox"/> OTHER (Specify)		
<input type="checkbox"/> GRANDDAUGHTER	<input checked="" type="checkbox"/> SISTER-IN-LAW			
<input type="checkbox"/> GRANDCHILD	<input type="checkbox"/> ORPHAN			

FORM 10 637
1910 CENSUS INDEX - INDIVIDUALU.S. DEPARTMENT OF COMMERCE
BUREAU OF THE CENSUS

TEXAS

W 302	NAME OF INDIVIDUAL <i>White, Martha M</i>		E.D. <i>131</i>	SHEET <i>309</i>
COLOR <i>W</i>	AGE <i>30</i>	BIRTHPLACE	VOL. <i>119</i>	
COUNTY <i>Sabine</i>		CITY		
ENUMERATED WITH <i>Davidson, William R</i>				
RELATIONSHIP TO ABOVE				
<input type="checkbox"/> SON	<input type="checkbox"/> NEPHEW	<input type="checkbox"/> STEPSON		
<input checked="" type="checkbox"/> DAUGHTER	<input type="checkbox"/> NIECE	<input type="checkbox"/> STEPDAUGHTER		
<input type="checkbox"/> BROTHER	<input type="checkbox"/> FATHER-IN-LAW	<input type="checkbox"/> COUSIN		
<input type="checkbox"/> SISTER	<input type="checkbox"/> MOTHER-IN-LAW	<input type="checkbox"/> HIRED MAN		
<input type="checkbox"/> FATHER	<input type="checkbox"/> SON-IN-LAW	<input type="checkbox"/> ROOMER		
<input type="checkbox"/> MOTHER	<input type="checkbox"/> DAUGHTER-IN-LAW	<input type="checkbox"/> SERVANT		
<input type="checkbox"/> GRANDSON	<input type="checkbox"/> BROTHER-IN-LAW	<input type="checkbox"/> OTHER (Specify)		
<input type="checkbox"/> GRANDDAUGHTER	<input type="checkbox"/> SISTER-IN-LAW			
<input type="checkbox"/> GRANDCHILD	<input type="checkbox"/> ORPHAN			

FORM 10-637
1910 CENSUS INDEX - INDIVIDUAL

U S DEPARTMENT OF COMMERCE
BUREAU OF THE CENSUS

TEXAS

62300	NAME OF INDIVIDUAL <i>White Martha L</i>		E.D. <i>78</i>	SHEET <i>59</i>
COLOR <i>W</i>	AGE <i>62</i>	BIRTHPLACE <i>Tenn</i>	VOL <i>36</i>	
COUNTY		CITY		
ENUMERATED WITH <i>Sidwell Brown G</i>				
RELATIONSHIP TO ABOVE				
<input type="checkbox"/> SON	<input type="checkbox"/> NEPHEW	<input type="checkbox"/> STEPSON		
<input type="checkbox"/> DAUGHTER	<input type="checkbox"/> NIECE	<input type="checkbox"/> STEPDAUGHTER		
<input type="checkbox"/> BROTHER	<input type="checkbox"/> FATHER-IN-LAW	<input type="checkbox"/> COUSIN		
<input type="checkbox"/> SISTER	<input type="checkbox"/> MOTHER-IN-LAW	<input type="checkbox"/> HIRED MAN		
<input type="checkbox"/> FATHER	<input type="checkbox"/> SON-IN-LAW	<input type="checkbox"/> ROOMER		
<input type="checkbox"/> MOTHER	<input type="checkbox"/> DAUGHTER-IN-LAW	<input type="checkbox"/> SERVANT		
<input type="checkbox"/> GRANDSON	<input type="checkbox"/> BROTHER-IN-LAW	<input type="checkbox"/> OTHER (Specify)		
<input type="checkbox"/> GRANDDAUGHTER	<input type="checkbox"/> SISTER-IN-LAW			
<input type="checkbox"/> GRANDCHILD	<input type="checkbox"/> ORPHAN			

FORM 10 637
1910 CENSUS INDEX - INDIVIDUAL

U.S. DEPARTMENT OF COMMERCE
 BUREAU OF THE CENSUS

TEXAS

W300		NAME OF INDIVIDUAL White Martha J.		E. S.	SHEET
COLOR W	AGE 73	BIRTHPLACE Ky.		100	154
COUNTY McLennan			CITY		
ENUMERATED WITH White Frank E.					
RELATIONSHIP TO ABOVE					
<input type="checkbox"/> SON	<input type="checkbox"/> NEPHEW	<input type="checkbox"/> STEPSON			
<input type="checkbox"/> DAUGHTER	<input type="checkbox"/> NIECE	<input type="checkbox"/> STEPDAUGHTER			
<input type="checkbox"/> BROTHER	<input type="checkbox"/> FATHER-IN-LAW	<input type="checkbox"/> COUSIN			
<input type="checkbox"/> SISTER	<input type="checkbox"/> MOTHER-IN-LAW	<input type="checkbox"/> HIRED MAN			
<input type="checkbox"/> FATHER	<input type="checkbox"/> SON-IN-LAW	<input type="checkbox"/> ROOMER			
<input checked="" type="checkbox"/> MOTHER	<input type="checkbox"/> DAUGHTER-IN-LAW	<input type="checkbox"/> SERVANT			
<input type="checkbox"/> GRANDSON	<input type="checkbox"/> BROTHER-IN-LAW	<input type="checkbox"/> OTHER (Specify)			
<input type="checkbox"/> GRANDDAUGHTER	<input type="checkbox"/> SISTER-IN-LAW				
<input type="checkbox"/> GRANDCHILD	<input type="checkbox"/> ORPHAN				

FORM 10-637

1910 CENSUS INDEX - INDIVIDUAL

U. S. DEPARTMENT OF COMMERCE
BUREAU OF THE CENSUS

TEXAS

W300	NAME OF INDIVIDUAL <i>White Martha J.</i>		E.D. <i>76</i>	SHEET <i>47</i>
COLOR <i>W</i>	AGE <i>84</i>	BIRTHPLACE <i>Miss</i>	VOL <i>78</i>	
COUNTY <i>Houston</i>		CITY		
ENUMERATED WITH <i>Dean Wm H</i>				
RELATIONSHIP TO ABOVE				
<input type="checkbox"/> SON	<input type="checkbox"/> NEPHEW	<input type="checkbox"/> STEPSON		
<input type="checkbox"/> DAUGHTER	<input type="checkbox"/> NIECE	<input type="checkbox"/> STEPDAUGHTER		
<input type="checkbox"/> BROTHER	<input type="checkbox"/> FATHER-IN-LAW	<input type="checkbox"/> COUSIN		
<input type="checkbox"/> SISTER	<input checked="" type="checkbox"/> MOTHER-IN-LAW	<input type="checkbox"/> HIRED MAN		
<input type="checkbox"/> FATHER	<input type="checkbox"/> SON-IN-LAW	<input type="checkbox"/> ROOMER		
<input type="checkbox"/> MOTHER	<input type="checkbox"/> DAUGHTER-IN-LAW	<input type="checkbox"/> SERVANT		
<input type="checkbox"/> GRANDSON	<input type="checkbox"/> BROTHER-IN-LAW	<input type="checkbox"/> OTHER (<i>Specify</i>)		
<input type="checkbox"/> GRANDDAUGHTER	<input type="checkbox"/> SISTER-IN-LAW			
<input type="checkbox"/> GRANDCHILD	<input type="checkbox"/> ORPHAN			

FORM 10 637
1910 CENSUS INDEX - INDIVIDUAL

U.S. DEPARTMENT OF COMMERCE
BUREAU OF THE CENSUS

TEXAS

10702	HEAD OF FAMILY Walter W. Wether		E.O. 160237	SHEET 237
COLOR -W	AGE 70	BIRTHPLACE Miss	VOL. 96	
COUNTY Menard		CITY		
OTHER MEMBERS OF FAMILY				
NAME		RELATIONSHIP	AGE	BIRTHPLACE
A. W. Wether		S	3	

FORM 10 636
1910 CENSUS INDEX - FAMILY

U. S. DEPARTMENT OF COMMERCE
BUREAU OF THE CENSUS

TEXAS

W300	HEAD OF FAMILY Woody Martha J.		E.D. 2	SHEET 19
COLOR W	AGE 39	BIRTHPLACE ark	VOL. 7	
COUNTY Belt		CITY		
OTHER MEMBERS OF FAMILY				
NAME		RELATIONSHIP	AGE	BIRTHPLACE
Brantley, Clayton		S	20	ark
George		S	16	ark
Ray		S	14	ark
Fabra		D	14	ark
Morgan		S	11	ark
Woody, Beulah		D	6	
Loy		D	4	

FORM 10-636A

1910 CENSUS INDEX - INDIVIDUAL

U. S. DEPARTMENT OF COMMERCE
BUREAU OF THE CENSUS

TEXAS

HEAD OF FAMILY <i>Walter Mrs. Martha J</i>		E.D. <i>71</i>	SHEET <i>167</i>
COLOR <i>W</i>	AGE <i>65</i>	BIRTHPLACE <i>Tenn.</i>	VOL. <i>115</i>
COUNTY <i>Parker.</i>		CITY	
OTHER MEMBERS OF FAMILY			
NAME	RELATIONSHIP	AGE	BIRTHPLACE
<i>Victoria C</i>	<i>D</i>	<i>45</i>	<i>Tenn.</i>
<i>Nathaniel F</i>	<i>S</i>	<i>35</i>	<i>1</i>
<i>Mattie E</i>	<i>DA</i>	<i>13</i>	
<i>Mary J</i>	<i>SD</i>	<i>11</i>	

FORM 10 636
1910 CENSUS INDEX - FAMILYU.S. DEPARTMENT OF COMMERCE
BUREAU OF THE CENSUS

TEXAS

10300	HEAD OF FAMILY <i>White Martha J.</i>		E.O. <i>249</i>	SHEET <i>191</i>
COLOR <i>W</i>	AGE <i>65</i>	BIRTHPLACE <i>La</i>	VOL. <i>148</i>	
COUNTY <i>Wise</i>		CITY <i>C</i>		
OTHER MEMBERS OF FAMILY				
NAME	RELATIONSHIP	AGE	BIRTHPLACE	
<i>Coate Alta</i>	<i>Wife</i>	<i>20</i>		
<i>Samuel B</i>	<i>Son</i>	<i>21</i>		
<i>William W</i>	<i>son</i>	<i>3</i>		
<i>Muscal B</i>	<i>son</i>	<i>1</i>		

FORM 10-636

1910 CENSUS INDEX - FAMILY

U.S. DEPARTMENT OF COMMERCE
BUREAU OF THE CENSUS

TEXAS

W300	NAME OF INDIVIDUAL <i>Wood Martha</i>		E.D. 57	SHEET 30
COLOR <i>W</i>	AGE <i>73</i>	BIRTHPLACE <i>Ala</i>	VOL. <i>136</i>	
COUNTY <i>Travis</i>		CITY		
ENUMERATED WITH		<i>Wood William M</i>		
RELATIONSHIP TO ABOVE				
<input type="checkbox"/> SON	<input type="checkbox"/> NEPHEW	<input type="checkbox"/> STEPSON		
<input type="checkbox"/> DAUGHTER	<input type="checkbox"/> NIECE	<input type="checkbox"/> STEPDAUGHTER		
<input type="checkbox"/> BROTHER	<input type="checkbox"/> FATHER-IN-LAW	<input type="checkbox"/> COUSIN		
<input type="checkbox"/> SISTER	<input type="checkbox"/> MOTHER-IN-LAW	<input type="checkbox"/> HIRED MAN		
<input type="checkbox"/> FATHER	<input type="checkbox"/> SON-IN-LAW	<input type="checkbox"/> ROOMER		
<input checked="" type="checkbox"/> MOTHER	<input type="checkbox"/> DAUGHTER-IN-LAW	<input type="checkbox"/> SERVANT		
<input type="checkbox"/> GRANDSON	<input type="checkbox"/> BROTHER-IN-LAW	<input type="checkbox"/> OTHER (Specify)		
<input type="checkbox"/> GRANDDAUGHTER	<input type="checkbox"/> SISTER-IN-LAW			
<input type="checkbox"/> GRANDCHILD	<input type="checkbox"/> ORPHAN			

FORM 10-637 -
1910 CENSUS INDEX - INDIVIDUAL

U.S. DEPARTMENT OF COMMERCE
BUREAU OF THE CENSUS

TEXAS

1000	HEAD OF FAMILY Whittay Martha E		E.D. 255	SHEET 22
COLOR W	AGE 54	BIRTHPLACE	VOL. 127	
COUNTY Stonewall	CITY Stonewall			
OTHER MEMBERS OF FAMILY				
	NAME	RELATIONSHIP	AGE	BIRTHPLACE
	B. J.	S	27	
	Bettie	D	20	
	Myrtle	D	16	
	Elizabeth	S	14	Ark
	Lucas	S	10	
	Ruthie	D	26	
	Majorie Lizzie	G D	6	

FORM 10-636

1910 CENSUS INDEX - FAMILY

U. S. DEPARTMENT OF COMMERCE
BUREAU OF THE CENSUS

TEXAS

W300		NAME OF INDIVIDUAL White Martha E		E.D. 163	SHEET 207
COLOR W	AGE 2 1/2	BIRTHPLACE		VOL. 75	
COUNTY Hill			CITY		
ENUMERATED WITH M. Lawrence Allison apparently daughter of fatherland					
RELATIONSHIP TO ABOVE					
<input type="checkbox"/> SON	<input type="checkbox"/> NEPHEW	<input type="checkbox"/> STEPSON			
<input type="checkbox"/> DAUGHTER	<input type="checkbox"/> NIECE	<input type="checkbox"/> STEPDAUGHTER			
<input type="checkbox"/> BROTHER	<input type="checkbox"/> FATHER-IN-LAW	<input type="checkbox"/> COUSIN			
<input type="checkbox"/> SISTER	<input type="checkbox"/> MOTHER-IN-LAW	<input type="checkbox"/> HIRED MAN			
<input type="checkbox"/> FATHER	<input type="checkbox"/> SON-IN-LAW	<input type="checkbox"/> ROOMER			
<input type="checkbox"/> MOTHER	<input type="checkbox"/> DAUGHTER-IN-LAW	<input type="checkbox"/> SERVANT			
<input type="checkbox"/> GRANDSON	<input type="checkbox"/> BROTHER-IN-LAW	<input type="checkbox"/> OTHER (Specify)			
<input type="checkbox"/> GRANDDAUGHTER	<input type="checkbox"/> SISTER-IN-LAW	D			
<input type="checkbox"/> GRANDCHILD	<input type="checkbox"/> ORPHAN				

FORM 10-637

1910 CENSUS INDEX - INDIVIDUAL

U.S. DEPARTMENT OF COMMERCE
BUREAU OF THE CENSUS

TEXAS

10300 -		HEAD OF FAMILY		Wood Martha C		E.D.	SHEET
COLOR	AGE	BIRTHPLACE		La		91	306
COUNTY	Harris			CITY	Houston		
OTHER MEMBERS OF FAMILY							
NAME		RELATIONSHIP	AGE	BIRTHPLACE			
Turner Cila		D	27	La			

FORM 10 636
1910 CENSUS INDEX - FAMILY

U. S. DEPARTMENT OF COMMERCE
BUREAU OF THE CENSUS

TEXAS

NAME OF INDIVIDUAL <i>W. 300</i> <i>Waite Martha D.</i>		E.D. <i>73</i>	SHEET <i>256</i>
COLOR <i>W</i>	AGE <i>83</i>	BIRTHPLACE <i>Texas</i>	
COUNTY <i>Dallas</i>	CITY <i>Dallas</i>		VOL. <i>36</i>
ENUMERATED WITH <i>Morris Harry S.</i>			
RELATIONSHIP TO ABOVE			
<input type="checkbox"/> SON	<input type="checkbox"/> NEPHEW	<input type="checkbox"/> STEPSON	
<input type="checkbox"/> DAUGHTER	<input type="checkbox"/> NIECE	<input type="checkbox"/> STEPDAUGHTER	
<input type="checkbox"/> BROTHER	<input type="checkbox"/> FATHER-IN-LAW	<input type="checkbox"/> COUSIN	
<input type="checkbox"/> SISTER	<input checked="" type="checkbox"/> MOTHER-IN-LAW	<input type="checkbox"/> HIRED MAN	
<input type="checkbox"/> FATHER	<input type="checkbox"/> SON-IN-LAW	<input type="checkbox"/> ROOMER	
<input type="checkbox"/> MOTHER	<input type="checkbox"/> DAUGHTER-IN-LAW	<input type="checkbox"/> SERVANT	
<input type="checkbox"/> GRANDSON	<input type="checkbox"/> BROTHER-IN-LAW	<input type="checkbox"/> OTHER (<i>Specify</i>)	
<input type="checkbox"/> GRANDDAUGHTER	<input type="checkbox"/> SISTER-IN-LAW		
<input type="checkbox"/> GRANDCHILD	<input type="checkbox"/> ORPHAN		

FORM 10-637
1910 CENSUS INDEX - INDIVIDUAL

U.S. DEPARTMENT OF COMMERCE
BUREAU OF THE CENSUS

TEXAS

1/300		NAME OF INDIVIDUAL Kyatt, Martha A.		E.D. 99	SHEET 257
COLOR W	AGE 52	BIRTH PLACE Ga.		VOL. 139	
COUNTY Upshur			CITY		
ENUMERATED WITH Kyatt James L.					
RELATIONSHIP TO ABOVE					
<input type="checkbox"/> SON	<input type="checkbox"/> NEPHEW	<input type="checkbox"/> STEPSON			
<input type="checkbox"/> DAUGHTER	<input type="checkbox"/> NIECE	<input type="checkbox"/> STEPDAUGHTER			
<input type="checkbox"/> BROTHER	<input type="checkbox"/> FATHER-IN-LAW	<input type="checkbox"/> COUSIN			
<input type="checkbox"/> SISTER	<input type="checkbox"/> MOTHER-IN-LAW	<input type="checkbox"/> HIRED MAN			
<input type="checkbox"/> FATHER	<input type="checkbox"/> SON-IN-LAW	<input type="checkbox"/> ROOMER			
<input checked="" type="checkbox"/> MOTHER	<input type="checkbox"/> DAUGHTER-IN-LAW	<input type="checkbox"/> SERVANT			
<input type="checkbox"/> GRANDSON	<input type="checkbox"/> BROTHER-IN-LAW	<input type="checkbox"/> OTHER (Specify)			
<input type="checkbox"/> GRANDDAUGHTER	<input type="checkbox"/> SISTER-IN-LAW				
<input type="checkbox"/> GRANDCHILD	<input type="checkbox"/> ORPHAN				

FORM BC-627 (8-8-57)
FORMERLY 10-627

U.S. DEPARTMENT OF COMMERCE
BUREAU OF THE CENSUS

1910 CENSUS INDEX - INDIVIDUAL

TEXAS

W 300	NAME OF INDIVIDUAL Wood Martha A		E.D. 59	SHEET 890
COLOR W	AGE 70	BIRTHPLACE mo	VOL. 84	
COUNTY Johnson		CITY		
ENUMERATED WITH Self William A				
RELATIONSHIP TO ABOVE				
<input type="checkbox"/> SON	<input type="checkbox"/> NEPHEW	<input type="checkbox"/> STEPSON		
<input type="checkbox"/> DAUGHTER	<input type="checkbox"/> NIECE	<input type="checkbox"/> STEPDAUGHTER		
<input type="checkbox"/> BROTHER	<input type="checkbox"/> FATHER-IN-LAW	<input type="checkbox"/> COUSIN		
<input type="checkbox"/> SISTER	<input checked="" type="checkbox"/> MOTHER-IN-LAW	<input type="checkbox"/> HIRED MAN		
<input type="checkbox"/> FATHER	<input checked="" type="checkbox"/> SON-IN-LAW	<input type="checkbox"/> ROOMER		
<input type="checkbox"/> MOTHER	<input type="checkbox"/> DAUGHTER-IN-LAW	<input type="checkbox"/> SERVANT		
<input type="checkbox"/> GRANDSON	<input type="checkbox"/> BROTHER-IN-LAW	<input type="checkbox"/> OTHER (Specify)		
<input type="checkbox"/> GRANDDAUGHTER	<input type="checkbox"/> SISTER-IN-LAW			
<input type="checkbox"/> GRANDCHILD	<input type="checkbox"/> ORPHAN			

FORM 10-637

1910 CENSUS INDEX - INDIVIDUAL

U.S. DEPARTMENT OF COMMERCE
BUREAU OF THE CENSUS

TEXAS

W 300	NAME OF INDIVIDUAL White Martha		E.D. 102	SHEET 5
COLOR W	AGE 75	BIRTHPLACE Ohio	VOL. 111	
COUNTY Nueces		CITY Corpus Christi		
ENUMERATED WITH Hastings Deth H				
RELATIONSHIP TO ABOVE				
<input type="checkbox"/> SON	<input type="checkbox"/> NEPHEW	<input type="checkbox"/> STEPSON		
<input type="checkbox"/> DAUGHTER	<input type="checkbox"/> NIECE	<input type="checkbox"/> STEPDAUGHTER		
<input type="checkbox"/> BROTHER	<input type="checkbox"/> FATHER-IN-LAW	<input type="checkbox"/> COUSIN		
<input type="checkbox"/> SISTER	<input checked="" type="checkbox"/> MOTHER-IN-LAW	<input type="checkbox"/> HIRED MAN		
<input type="checkbox"/> FATHER	<input type="checkbox"/> SON-IN-LAW	<input type="checkbox"/> ROOMER		
<input type="checkbox"/> MOTHER	<input type="checkbox"/> DAUGHTER-IN-LAW	<input type="checkbox"/> SERVANT		
<input type="checkbox"/> GRANDSON	<input type="checkbox"/> BROTHER-IN-LAW	<input type="checkbox"/> OTHER (Specify)		
<input checked="" type="checkbox"/> GRANDDAUGHTER	<input type="checkbox"/> SISTER-IN-LAW			
<input type="checkbox"/> GRANDCHILD	<input type="checkbox"/> ORPHAN			

FORM 10-637
1910 CENSUS INDEX - INDIVIDUAL

U. S. DEPARTMENT OF COMMERCE
BUREAU OF THE CENSUS

TEXAS

W300		NAME OF INDIVIDUAL <i>Wood Martha</i>		E.C. <i>173</i>	SHEET <i>35</i>
COLOR <i>B</i>	AGE <i>60</i>	BIRTHPLACE <i>Ga</i>		VOL. <i>76</i>	
COUNTY <i>Hill</i>		CITY			
ENUMERATED WITH <i>Hanshaw Henry</i>					
RELATIONSHIP TO ABOVE					
<input type="checkbox"/> SON	<input type="checkbox"/> NEPHEW	<input type="checkbox"/> STEPSON			
<input type="checkbox"/> DAUGHTER	<input type="checkbox"/> NIECE	<input type="checkbox"/> STEPDAUGHTER			
<input type="checkbox"/> BROTHER	<input type="checkbox"/> FATHER-IN-LAW	<input type="checkbox"/> COUSIN			
<input type="checkbox"/> SISTER	<input checked="" type="checkbox"/> MOTHER-IN-LAW	<input type="checkbox"/> HIRED MAN			
<input type="checkbox"/> FATHER	<input type="checkbox"/> SON-IN-LAW	<input type="checkbox"/> ROOMER			
<input type="checkbox"/> MOTHER	<input type="checkbox"/> DAUGHTER-IN-LAW	<input type="checkbox"/> SERVANT			
<input type="checkbox"/> GRANDSON	<input type="checkbox"/> BROTHER-IN-LAW	<input type="checkbox"/> OTHER (Specify)			
<input type="checkbox"/> GRANDDAUGHTER	<input type="checkbox"/> SISTER-IN-LAW				
<input type="checkbox"/> GRANDCHILD	<input type="checkbox"/> ORPHAN				

FORM 10-637

1910 CENSUS INDEX - INDIVIDUAL

U. S. DEPARTMENT OF COMMERCE
BUREAU OF THE CENSUS

TEXAS

W 300	NAME OF INDIVIDUAL <i>Witney, Martha</i>		E.D. <i>107</i>	SHEET <i>220</i>
COLOR <i>B</i>	AGE <i>unk</i>	BIRTHPLACE	VOL. <i>100</i>	
COUNTY Marion		CITY		
ENUMERATED WITH <i>Witney, Coir</i>				
RELATIONSHIP TO ABOVE				
<input type="checkbox"/> SON	<input type="checkbox"/> NEPHEW	<input type="checkbox"/> STEPSON		
<input type="checkbox"/> DAUGHTER	<input type="checkbox"/> NIECE	<input type="checkbox"/> STEPDAUGHTER		
<input type="checkbox"/> BROTHER	<input type="checkbox"/> FATHER-IN-LAW	<input type="checkbox"/> COUSIN		
<input type="checkbox"/> SISTER	<input type="checkbox"/> MOTHER-IN-LAW	<input type="checkbox"/> HIRED MAN		
<input type="checkbox"/> FATHER	<input type="checkbox"/> SON-IN-LAW	<input checked="" type="checkbox"/> ROOMER		
<input type="checkbox"/> MOTHER	<input type="checkbox"/> DAUGHTER-IN-LAW	<input type="checkbox"/> SERVANT		
<input type="checkbox"/> GRANDSON	<input type="checkbox"/> BROTHER-IN-LAW	<input type="checkbox"/> OTHER (Specify)		
<input type="checkbox"/> GRANDDAUGHTER	<input type="checkbox"/> SISTER-IN-LAW			
<input type="checkbox"/> GRANDCHILD	<input type="checkbox"/> ORPHAN			

FORM 10-637

1910 CENSUS INDEX - INDIVIDUAL

U. S. DEPARTMENT OF COMMERCE
BUREAU OF THE CENSUS

TEXAS

W 300		NAME OF INDIVIDUAL White, Martha		E.D. 36	SHEET 378
COLOR B	AGE 2	BIRTHPLACE Unknown		VOL.	4
COUNTY Bexar			CITY San Antonio		
ENUMERATED WITH Green, Nathaniel O.					
RELATIONSHIP TO ABOVE					
<input type="checkbox"/> SON	<input type="checkbox"/> NEPHEW	<input type="checkbox"/> STEPSON			
<input type="checkbox"/> DAUGHTER	<input type="checkbox"/> NIECE	<input type="checkbox"/> STEPDAUGHTER			
<input type="checkbox"/> BROTHER	<input type="checkbox"/> FATHER-IN-LAW	<input type="checkbox"/> COUSIN			
<input type="checkbox"/> SISTER	<input type="checkbox"/> MOTHER-IN-LAW	<input type="checkbox"/> HIRED MAN			
<input type="checkbox"/> FATHER	<input type="checkbox"/> SON-IN-LAW	<input type="checkbox"/> ROOMER			
<input type="checkbox"/> MOTHER	<input type="checkbox"/> DAUGHTER-IN-LAW	<input checked="" type="checkbox"/> SERVANT			
<input type="checkbox"/> GRANDSON	<input type="checkbox"/> BROTHER-IN-LAW	<input type="checkbox"/> OTHER (Specify)			
<input type="checkbox"/> GRANDDAUGHTER	<input type="checkbox"/> SISTER-IN-LAW				
<input type="checkbox"/> GRANDCHILD	<input type="checkbox"/> ORPHAN				

FORM 10-637
1910 CENSUS INDEX - INDIVIDUAL

U.S. DEPARTMENT OF COMMERCE
BUREAU OF THE CENSUS

TEXAS

W 300	HEAD OF FAMILY		White Martha		E.D.	SHEET
COLOR B	AGE 67	BIRTHPLACE Miss		35		245
COUNTY Bexar			CITY San Antonio			
OTHER MEMBERS OF FAMILY						
NAME		RELATIONSHIP	AGE	BIRTHPLACE		
- 1 Fred		S.	36			
- 2 Bo.						

FORM 10 636
1910 CENSUS INDEX + FAMILY

U S. DEPARTMENT OF COMMERCE
BUREAU OF THE CENSUS

TEXAS

11302		HEAD OF FAMILY		E.D.		SHEET	
COLOR		AGE		BIRTHPLACE		VOL.	
B		76		W. Va.		34 330	
COUNTY				CITY			
Do Witt				Huerfano			
OTHER MEMBERS OF FAMILY							
NAME			RELATIONSHIP	AGE	BIRTHPLACE		
1 Mattie			GGD	15			
4 1 B.							

TEXAS

11/300	NAME OF INDIVIDUAL <i>White Martha</i>		E.D. <i>16</i>	SHEET <i>3</i>
COLOR <i>B</i>	AGE <i>35</i>	BIRTHPLACE		VOL. <i>16</i>
COUNTY <i>-</i>	<i>Brazoria</i>		CITY	
ENUMERATED WITH <i>White Joe</i>				
RELATIONSHIP TO ABOVE				
<input type="checkbox"/> SON	<input type="checkbox"/> NEPHEW	<input type="checkbox"/> STEPSON		
<input type="checkbox"/> DAUGHTER	<input type="checkbox"/> NIECE	<input type="checkbox"/> STEPDAUGHTER		
<input type="checkbox"/> BROTHER	<input type="checkbox"/> FATHER-IN-LAW	<input type="checkbox"/> COUSIN		
<input type="checkbox"/> SISTER	<input type="checkbox"/> MOTHER-IN-LAW	<input type="checkbox"/> HIRED MAN		
<input type="checkbox"/> FATHER	<input type="checkbox"/> SON-IN-LAW	<input type="checkbox"/> ROOMER		
<input type="checkbox"/> MOTHER	<input type="checkbox"/> DAUGHTER-IN-LAW	<input type="checkbox"/> SERVANT		
<input type="checkbox"/> GRANDSON	<input type="checkbox"/> BROTHER-IN-LAW	<input checked="" type="checkbox"/> OTHER (Specify)		
<input type="checkbox"/> GRANDDAUGHTER	<input type="checkbox"/> SISTER-IN-LAW	<i>husband's woman</i>		
<input type="checkbox"/> GRANDCHILD	<input type="checkbox"/> ORPHAN			

FORM 10-637
1910 CENSUS INDEX - INDIVIDUAL

U.S. DEPARTMENT OF COMMERCE
BUREAU OF THE CENSUS

TEXAS

W300		NAME OF INDIVIDUAL Wood Martha		E.O. 79	SHEET 64
COLOR B	AGE 60	BIRTHPLACE		VOL. 79	
COUNTY Houston			CITY		
ENUMERATED WITH Willie Will					
RELATIONSHIP TO ABOVE					
<input type="checkbox"/> SON	<input type="checkbox"/> NEPHEW	<input type="checkbox"/> STEPSON			
<input type="checkbox"/> DAUGHTER	<input type="checkbox"/> NIECE	<input type="checkbox"/> STEPDAUGHTER			
<input type="checkbox"/> BROTHER	<input type="checkbox"/> FATHER-IN-LAW	<input type="checkbox"/> COUSIN			
<input type="checkbox"/> SISTER	<input checked="" type="checkbox"/> MOTHER-IN-LAW	<input type="checkbox"/> HIRED MAN			
<input type="checkbox"/> FATHER	<input checked="" type="checkbox"/> SON-IN-LAW	<input type="checkbox"/> ROOMER			
<input type="checkbox"/> MOTHER	<input type="checkbox"/> DAUGHTER-IN-LAW	<input type="checkbox"/> SERVANT			
<input type="checkbox"/> GRANDSON	<input type="checkbox"/> BROTHER-IN-LAW	<input type="checkbox"/> OTHER (Specify)			
<input type="checkbox"/> GRANDDAUGHTER	<input type="checkbox"/> SISTER-IN-LAW				
<input type="checkbox"/> GRANDCHILD	<input type="checkbox"/> ORPHAN				

FORM 10-637
1910 CENSUS INDEX - INDIVIDUAL

U. S. DEPARTMENT OF COMMERCE
BUREAU OF THE CENSUS

TEXAS

W300	NAME OF INDIVIDUAL		Wood Martha	E.O.	20	SHEET	87
COLOR Wm	AGE 24	BIRTHPLACE		VOL.		511	
COUNTY	Freestone		CITY				
ENUMERATED WITH Canna Chance							
RELATIONSHIP TO ABOVE							
<input type="checkbox"/> SON	<input type="checkbox"/> NEPHEW	<input type="checkbox"/> STEPSON					
<input type="checkbox"/> DAUGHTER	<input type="checkbox"/> NIECE	<input type="checkbox"/> STEPDAUGHTER					
<input type="checkbox"/> BROTHER	<input type="checkbox"/> FATHER-IN-LAW	<input type="checkbox"/> COUSIN					
<input type="checkbox"/> SISTER	<input type="checkbox"/> MOTHER-IN-LAW	<input type="checkbox"/> HIRED MAN					
<input type="checkbox"/> FATHER	<input type="checkbox"/> SON-IN-LAW	<input type="checkbox"/> ROOMER					
<input type="checkbox"/> MOTHER	<input type="checkbox"/> DAUGHTER-IN-LAW	<input type="checkbox"/> SERVANT					
<input type="checkbox"/> GRANDSON	<input type="checkbox"/> BROTHER-IN-LAW	<input type="checkbox"/> OTHER (Specify)					
<input type="checkbox"/> GRANDDAUGHTER	<input type="checkbox"/> SISTER-IN-LAW						
<input type="checkbox"/> GRANDCHILD	<input type="checkbox"/> ORPHAN						

FORM 10-637
1910 CENSUS INDEX - INDIVIDUAL

U.S. DEPARTMENT OF COMMERCE
BUREAU OF THE CENSUS

TEXAS

W 300		NAME OF INDIVIDUAL White Martha		E.D. 126	SHEET 322
COLOR W	AGE 70	BIRTHPLACE Keari		VOL. 47	
COUNTY Ellis			CITY		
ENUMERATED WITH Sullivan Eugene E.					
RELATIONSHIP TO ABOVE					
<input type="checkbox"/> SON	<input type="checkbox"/> NERHEW	<input type="checkbox"/> STEPSON			
<input type="checkbox"/> DAUGHTER	<input type="checkbox"/> NIECE	<input type="checkbox"/> STEPDAUGHTER			
<input type="checkbox"/> BROTHER	<input type="checkbox"/> FATHER-IN-LAW	<input type="checkbox"/> COUSIN			
<input type="checkbox"/> SISTER	<input checked="" type="checkbox"/> MOTHER-IN-LAW	<input type="checkbox"/> HIRED MAN			
<input type="checkbox"/> FATHER	<input type="checkbox"/> SON-IN-LAW	<input type="checkbox"/> ROOMER			
<input type="checkbox"/> MOTHER	<input type="checkbox"/> DAUGHTER-IN-LAW	<input type="checkbox"/> SERVANT			
<input type="checkbox"/> GRANDSON	<input type="checkbox"/> BROTHER-IN-LAW	<input type="checkbox"/> OTHER (Specify)			
<input type="checkbox"/> GRANDDAUGHTER	<input type="checkbox"/> SISTER-IN-LAW				
<input type="checkbox"/> GRANDCHILD	<input type="checkbox"/> ORPHAN				

FORM 10-637
1910 CENSUS INDEX - INDIVIDUAL

U. S. DEPARTMENT OF COMMERCE
BUREAU OF THE CENSUS

TEXAS

W300-		NAME OF INDIVIDUAL <i>White Martha</i>		E.D. <i>129</i>	SHEET <i>100</i>
COLOR <i>B</i>	AGE <i>20</i>	BIRTHPLACE		VOL. <i>47</i>	
COUNTY <i>Ellis</i>			CITY		
ENUMERATED WITH <i>T. Higgen Wilson</i>					
RELATIONSHIP TO ABOVE					
<input type="checkbox"/> SON	<input type="checkbox"/> NEPHEW	<input type="checkbox"/> STEPSON			
<input type="checkbox"/> DAUGHTER	<input type="checkbox"/> NIECE	<input type="checkbox"/> STEPDAUGHTER			
<input type="checkbox"/> BROTHER	<input type="checkbox"/> FATHER-IN-LAW	<input type="checkbox"/> COUSIN			
<input type="checkbox"/> SISTER	<input type="checkbox"/> MOTHER-IN-LAW	<input type="checkbox"/> HIRED MAN			
<input type="checkbox"/> FATHER	<input type="checkbox"/> SON-IN-LAW	<input type="checkbox"/> ROOMER			
<input type="checkbox"/> MOTHER	<input type="checkbox"/> DAUGHTER-IN-LAW	<input type="checkbox"/> SERVANT			
<input type="checkbox"/> GRANDSON	<input type="checkbox"/> BROTHER-IN-LAW	<input type="checkbox"/> OTHER (<i>Specify</i>)			
<input type="checkbox"/> GRANDDAUGHTER	<input type="checkbox"/> SISTER-IN-LAW				
<input type="checkbox"/> GRANDCHILD	<input type="checkbox"/> ORPHAN				

FORM 10 637
1910 CENSUS INDEX - INDIVIDUAL

U. S. DEPARTMENT OF COMMERCE
BUREAU OF THE CENSUS

TEXAS

W300	HEAD OF FAMILY	White, mother		E.D.	SHEET
COLOR	AGE	BIRTHPLACE	VOL.		
W	73	Ind.	137		
COUNTY	Travis		CITY Austin		
OTHER MEMBERS OF FAMILY					
NAME		RELATIONSHIP	AGE	BIRTHPLACE	
Charles		S	40		
Lue		D	25		

FORM 10 636
1910 CENSUS INDEX - FAMILY

U.S. DEPARTMENT OF COMMERCE
BUREAU OF THE CENSUS

TEXAS

W300	NAME OF INDIVIDUAL White, Martha		E.D. 72	SHEET 236
COLOR B	AGE 9	BIRTHPLACE	VOL. 137	
COUNTY	Travis	CITY Austin		
ENUMERATED WITH		Jackson, Andrew		
RELATIONSHIP TO ABOVE				
<input type="checkbox"/> SON <input type="checkbox"/> DAUGHTER <input type="checkbox"/> BROTHER <input type="checkbox"/> SISTER <input type="checkbox"/> FATHER <input type="checkbox"/> MOTHER <input type="checkbox"/> GRANDSON <input type="checkbox"/> GRANDDAUGHTER <input type="checkbox"/> GRANDCHILD	<input type="checkbox"/> NEPHEW <input type="checkbox"/> NIECE <input type="checkbox"/> FATHER-IN-LAW <input type="checkbox"/> MOTHER-IN-LAW <input type="checkbox"/> SON-IN-LAW <input type="checkbox"/> DAUGHTER-IN-LAW <input type="checkbox"/> BROTHER-IN-LAW <input type="checkbox"/> SISTER-IN-LAW <input type="checkbox"/> ORPHAN	<input type="checkbox"/> STEPSON <input checked="" type="checkbox"/> STEPDAUGHTER <input type="checkbox"/> COUSIN <input type="checkbox"/> HIRED MAN <input type="checkbox"/> ROOMER <input type="checkbox"/> SERVANT <input type="checkbox"/> OTHER (Specify)		

FORM 10-637
1910 CENSUS INDEX - INDIVIDUAL

U. S. DEPARTMENT OF COMMERCE
BUREAU OF THE CENSUS

TEXAS

W 300		NAME OF INDIVIDUAL Wyatt, Martha		E.O. 93	SHEET 147
COLOR W	AGE 61	BIRTHPLACE Miss		VOL. 139	
COUNTY Upshur		CITY			
ENUMERATED WITH Wyatt, John W					
RELATIONSHIP TO ABOVE					
<input type="checkbox"/> SON	<input type="checkbox"/> NEPHEW	<input type="checkbox"/> STEPSON			
<input type="checkbox"/> DAUGHTER	<input type="checkbox"/> NIECE	<input type="checkbox"/> STEPDAUGHTER			
<input type="checkbox"/> BROTHER	<input type="checkbox"/> FATHER-IN-LAW	<input type="checkbox"/> COUSIN			
<input type="checkbox"/> SISTER	<input type="checkbox"/> MOTHER-IN-LAW	<input type="checkbox"/> HIRED MAN			
<input type="checkbox"/> FATHER	<input type="checkbox"/> SON-IN-LAW	<input type="checkbox"/> ROOMER			
<input checked="" type="checkbox"/> MOTHER	<input type="checkbox"/> DAUGHTER-IN-LAW	<input type="checkbox"/> SERVANT			
<input type="checkbox"/> GRANDSON	<input type="checkbox"/> BROTHER-IN-LAW	<input type="checkbox"/> OTHER (Specify)			
<input type="checkbox"/> GRANDDAUGHTER	<input type="checkbox"/> SISTER-IN-LAW	<input type="checkbox"/>			
<input type="checkbox"/> GRANDCHILD	<input type="checkbox"/> ORPHAN	<input type="checkbox"/>			

FORM BC-627 (8-2-67)
FORMERLY 10-637

U.S. DEPARTMENT OF COMMERCE
BUREAU OF THE CENSUS

1910 CENSUS INDEX - INDIVIDUAL

TEXAS

W 300	HEAD OF FAMILY Misthe Mrs.		E.D. 93	SHEET 289
COLOR W	AGE 67	BIRTHPLACE Texas	VOL. 109	
COUNTY Nacogdoches		CITY		
OTHER MEMBERS OF FAMILY				
	NAME	RELATIONSHIP	AGE	BIRTHPLACE

FORM 10-636
1910 CENSUS INDEX - FAMILY

U.S. DEPARTMENT OF COMMERCE
BUREAU OF THE CENSUS

W 300		NAME OF INDIVIDUAL - White Martha		E. D. 20	SHEET 16
COLOR B	AGE 23	BIRTHPLACE		VOL. 18	
COUNTY Burleson			CITY		
ENUMERATED WITH Cheatham Robert					
RELATIONSHIP TO ABOVE					
<input type="checkbox"/> SON	<input type="checkbox"/> NEPHEW	<input type="checkbox"/> STEPSON			
<input type="checkbox"/> DAUGHTER	<input type="checkbox"/> NIECE	<input checked="" type="checkbox"/> STEPDAUGHTER			
<input type="checkbox"/> BROTHER	<input type="checkbox"/> FATHER-IN-LAW	<input type="checkbox"/> COUSIN			
<input type="checkbox"/> SISTER	<input type="checkbox"/> MOTHER-IN-LAW	<input type="checkbox"/> HIRED MAN			
<input type="checkbox"/> FATHER	<input type="checkbox"/> SON-IN-LAW	<input type="checkbox"/> ROOMER			
<input type="checkbox"/> MOTHER	<input type="checkbox"/> DAUGHTER-IN-LAW	<input type="checkbox"/> SERVANT			
<input type="checkbox"/> GRANDSON	<input type="checkbox"/> BROTHER-IN-LAW	<input type="checkbox"/> OTHER (Specify)			
<input type="checkbox"/> GRANDDAUGHTER	<input type="checkbox"/> SISTER-IN-LAW				
<input type="checkbox"/> GRANDCHILD	<input type="checkbox"/> ORPHAN				

TEXAS

-W300	NAME OF INDIVIDUAL <i>Wood Martha</i>		E.D. <i>45</i>	SHEET <i>189</i>
COLOR <i>W</i>	AGE <i>33</i>	BIRTHPLACE <i>La</i>	VOL. <i>69</i>	
COUNTY <i>Harris</i>		CITY <i>Houston Heights</i>		
ENUMERATED WITH <i>Kubbe Alice</i>				
RELATIONSHIP TO ABOVE				
<input type="checkbox"/> SON	<input type="checkbox"/> NEPHEW	<input type="checkbox"/> STEPSON		
<input type="checkbox"/> DAUGHTER	<input type="checkbox"/> NIECE	<input type="checkbox"/> STEPDAUGHTER		
<input type="checkbox"/> BROTHER	<input type="checkbox"/> FATHER-IN-LAW	<input type="checkbox"/> COUSIN		
<input type="checkbox"/> SISTER	<input type="checkbox"/> MOTHER-IN-LAW	<input type="checkbox"/> HIRED MAN		
<input type="checkbox"/> FATHER	<input type="checkbox"/> SON-IN-LAW	<input checked="" type="checkbox"/> ROOMER		
<input type="checkbox"/> MOTHER	<input type="checkbox"/> DAUGHTER-IN-LAW	<input type="checkbox"/> SERVANT		
<input type="checkbox"/> GRANDSON	<input type="checkbox"/> BROTHER-IN-LAW	<input type="checkbox"/> OTHER (Specify)		
<input type="checkbox"/> GRANDDAUGHTER	<input type="checkbox"/> SISTER-IN-LAW			
<input type="checkbox"/> GRANDCHILD	<input type="checkbox"/> ORPHAN			

FORM 10 637
1910 CENSUS INDEX - INDIVIDUAL

U.S. DEPARTMENT OF COMMERCE
BUREAU OF THE CENSUS

TEXAS

41300	HEAD OF FAMILY		E.D.	SHEET
COLOR	White	Martha	114	399
B	AGE	BIRTHPLACE	VOL.	
COUNTY	51	Texas	70	
Harris		CITY		
OTHER MEMBERS OF FAMILY				
NAME		RELATIONSHIP	AGE	BIRTHPLACE
Living alone				

FORM 10 636
1910 CENSUS INDEX - FAMILY

U.S. DEPARTMENT OF COMMERCE
BUREAU OF THE CENSUS

TEXAS

20 300	HEAD OF FAMILY <i>White, Martha</i>		E.D. 145	SHEET 257
COLOR <i>Mu</i>	AGE 90	BIRTHPLACE <i>ala</i>	VOL. 106	
COUNTY Montgomery		CITY		
OTHER MEMBERS OF FAMILY				
NAME		RELATIONSHIP	AGE	BIRTHPLACE
<i>Living alone</i>				

FORM 10 636
1910 CENSUS INDEX - FAMILY

U.S. DEPARTMENT OF COMMERCE
BUREAU OF THE CENSUS

TEXAS

W 300	HEAD OF FAMILY Wood Martha		E.D. 65	SHEET 226
COLOR W	AGE 45	BIRTHPLACE Ala	VOL. 60	
COUNTY -	Grayson		CITY Sherman	
OTHER MEMBERS OF FAMILY				
	NAME	RELATION- SHIP	AGE	BIRTHPLACE
/	Minnie	D	26	Ala
/	Era F	S	23	/
/	Jim C	S	18	/
/	Gordon	S	14	/
/	Alice	D	11	/

FORM 10-636
1910 CENSUS INDEX - FAMILY

U.S. DEPARTMENT OF COMMERCE
BUREAU OF THE CENSUS

TEXAS

W300	NAME OF INDIVIDUAL W. H. Marshall		E.D. 89	SHEET 291
COLOR B	AGE 18	BIRTHPLACE	VOL. 104	
COUNTY Polk	CITY			
ENUMERATED WITH Horse, Hing				
RELATIONSHIP TO ABOVE				
<input type="checkbox"/> SON <input checked="" type="checkbox"/> DAUGHTER <input type="checkbox"/> BROTHER <input type="checkbox"/> SISTER <input type="checkbox"/> FATHER <input type="checkbox"/> MOTHER <input type="checkbox"/> GRANDSON <input type="checkbox"/> GRANDDAUGHTER <input checked="" type="checkbox"/> GRANDCHILD	<input type="checkbox"/> NEPHEW <input type="checkbox"/> NIECE <input type="checkbox"/> FATHER-IN-LAW <input type="checkbox"/> MOTHER-IN-LAW <input checked="" type="checkbox"/> SON-IN-LAW <input type="checkbox"/> DAUGHTER-IN-LAW <input type="checkbox"/> BROTHER-IN-LAW <input type="checkbox"/> SISTER-IN-LAW <input type="checkbox"/> ORPHAN	<input type="checkbox"/> STEPSON <input type="checkbox"/> STEPDAUGHTER <input type="checkbox"/> COUSIN <input type="checkbox"/> HIRED MAN <input type="checkbox"/> ROOMER <input type="checkbox"/> SERVANT <input type="checkbox"/> OTHER (Specify)		

- FORM 10-637
1970 CENSUS INDEX - INDIVIDUAL

U. S. DEPARTMENT OF COMMERCE
BUREAU OF THE CENSUS

TEXAS

W300	NAME OF INDIVIDUAL	White Martha	E.D.	SHEET
COLOR	AGE	BIRTHPLACE	VOL.	
B	10	Williamson	143	
COUNTY	CITY			
ENUMERATED WITH		Davis George		
RELATIONSHIP TO ABOVE				
<input type="checkbox"/> SON	<input type="checkbox"/> NEPHEW	<input type="checkbox"/> STEPSON		
<input type="checkbox"/> DAUGHTER	<input type="checkbox"/> NIECE	<input checked="" type="checkbox"/> STEPDAUGHTER		
<input type="checkbox"/> BROTHER	<input type="checkbox"/> FATHER-IN-LAW	<input type="checkbox"/> COUSIN		
<input type="checkbox"/> SISTER	<input type="checkbox"/> MOTHER-IN-LAW	<input type="checkbox"/> HIRED MAN		
<input type="checkbox"/> FATHER	<input type="checkbox"/> SON-IN-LAW	<input type="checkbox"/> ROOMER		
<input type="checkbox"/> MOTHER	<input type="checkbox"/> DAUGHTER-IN-LAW	<input type="checkbox"/> SERVANT		
<input type="checkbox"/> GRANDSON	<input type="checkbox"/> BROTHER-IN-LAW	<input type="checkbox"/> OTHER (Specify)		
<input type="checkbox"/> GRANDDAUGHTER	<input type="checkbox"/> SISTER-IN-LAW			
<input type="checkbox"/> GRANDCHILD	<input type="checkbox"/> ORPHAN			

FORM BC-627 (5-5-67)
FORMERLY 1-10637U.S. DEPARTMENT OF COMMERCE
BUREAU OF THE CENSUS

1910 CENSUS INDEX - INDIVIDUAL

TEXAS

W 300	NAME OF INDIVIDUAL Wood Martha		E.O. 35	SHEET 298
COLOR W	AGE 39	BIRTHPLACE	VOL. 94	
COUNTY Limestone		CITY		
ENUMERATED WITH		Wood George W. -		
RELATIONSHIP TO ABOVE				
<input type="checkbox"/> SON	<input type="checkbox"/> NEPHEW	<input type="checkbox"/> STEPSON		
<input type="checkbox"/> DAUGHTER	<input type="checkbox"/> NIECE	<input type="checkbox"/> STEPDAUGHTER		
<input type="checkbox"/> BROTHER	<input type="checkbox"/> FATHER-IN-LAW	<input type="checkbox"/> COUSIN		
<input checked="" type="checkbox"/> SISTER	<input type="checkbox"/> MOTHER-IN-LAW	<input type="checkbox"/> HIRED MAN		
<input type="checkbox"/> FATHER	<input type="checkbox"/> SON-IN-LAW	<input type="checkbox"/> ROOMER		
<input type="checkbox"/> MOTHER	<input type="checkbox"/> DAUGHTER-IN-LAW	<input type="checkbox"/> SERVANT		
<input type="checkbox"/> GRANDSON	<input type="checkbox"/> BROTHER-IN-LAW	<input type="checkbox"/> OTHER (Specify)		
<input type="checkbox"/> GRANDDAUGHTER	<input type="checkbox"/> SISTER-IN-LAW			
<input type="checkbox"/> GRANDCHILD	<input type="checkbox"/> ORPHAN			

FORM 10-637
1910 CENSUS INDEX - INDIVIDUAL

U. S. DEPARTMENT OF COMMERCE
BUREAU OF THE CENSUS

TEXAS

W 300	NAME OF INDIVIDUAL Wood, Martha		E.D. 74	SHEET 380
COLOR W	AGE 68	BIRTHPLACE Ky	VOL. 108	
COUNTY Navarro		CITY		
ENUMERATED WITH Wood, W A				
RELATIONSHIP TO ABOVE				
<input type="checkbox"/> SON	<input type="checkbox"/> NEPHEW	<input type="checkbox"/> STEPSON		
<input type="checkbox"/> DAUGHTER	<input type="checkbox"/> NIECE	<input type="checkbox"/> STEPDAUGHTER		
<input type="checkbox"/> BROTHER	<input type="checkbox"/> FATHER-IN-LAW	<input type="checkbox"/> COUSIN		
<input type="checkbox"/> SISTER	<input type="checkbox"/> MOTHER-IN-LAW	<input type="checkbox"/> HIRED MAN		
<input type="checkbox"/> FATHER	<input type="checkbox"/> SON-IN-LAW	<input type="checkbox"/> ROOMER		
<input checked="" type="checkbox"/> MOTHER	<input type="checkbox"/> DAUGHTER-IN-LAW	<input type="checkbox"/> SERVANT		
<input type="checkbox"/> GRANDSON	<input type="checkbox"/> BROTHER-IN-LAW	<input type="checkbox"/> OTHER (Specify)		
<input type="checkbox"/> GRANDDAUGHTER	<input type="checkbox"/> SISTER-IN-LAW	_____		
<input type="checkbox"/> GRANDCHILD	<input type="checkbox"/> ORPHAN			

FORM 10-637

1910 CENSUS INDEX - INDIVIDUAL

U. S. DEPARTMENT OF COMMERCE
BUREAU OF THE CENSUS

TEXAS

60302		HEAD OF FAMILY		White	Mart S	E.D.	SHEET
COLOR	W	AGE	39	BIRTHPLACE	mo	189	263
COUNTY	Palo Pinto		CITY			VOL.	113
OTHER MEMBERS OF FAMILY							
NAME		RELATIONSHIP	AGE	BIRTHPLACE			
Clara		W	36	ark			
Clinton		S	16				
Cora		SD	12				
Dave		S	11				
Milton		S	9				
Luther		S	7				

FORM 10-636
1910 CENSUS INDEX - FAMILY

U.S. DEPARTMENT OF COMMERCE
BUREAU OF THE CENSUS

TEXAS

62300	HEAD OF FAMILY		White Mart C.		E.D.	SHEET
COLOR	AGE	BIRTHPLACE		36	4	
COUNTY	26			VOL.	24	
		CITY	CITY			
OTHER MEMBERS OF FAMILY						
NAME		RELATIONSHIP	AGE	BIRTHPLACE		
Wife		W	21			
Walter		S	2			
Rose		D	1			

FORM 10-636
1910 CENSUS INDEX - FAMILY

U. S. DEPARTMENT OF COMMERCE
BUREAU OF THE CENSUS

TEXAS

10300	HEAD OF FAMILY		E.D.	SHEET
	W. Hite, Marshall H.		133	41
COLOR	AGE	BIRTHPLACE	VOL.	
W	35		= 86	
COUNTY		CITY		
Jones		Stamford		
OTHER MEMBERS OF FAMILY				
NAME		RELATIONSHIP	AGE	BIRTHPLACE
Mary G.		W	28	
Alice H.		D	14	
Charlie G.		S	10	
Howard H.		S	10	
Arthur G.		S	13/2	

FORM 10-636
1920 CENSUS INDEX - FAMILY

U.S. DEPARTMENT OF COMMERCE
BUREAU OF THE CENSUS

TEXAS

W 300	HEAD OF FAMILY		White, Marshall E		E.D.	SHEET
COLOR	AGE	BIRTHPLACE	Tex		58	5
COUNTY	Harris		CITY		VOL.	167
			Houston			
OTHER MEMBERS OF FAMILY						
NAME		RELATIONSHIP	AGE	BIRTHPLACE		
Family alone						

FORM 10 636

1910 CENSUS INDEX - FAMILY

U. S. DEPARTMENT OF COMMERCE
BUREAU OF THE CENSUS

TEXAS

W300		NAME OF INDIVIDUAL <i>Wyatt Marshall</i>		E.O. <i>48</i>	SHEET <i>35</i>
COLOR <i>W</i>	AGE <i>9</i>	BIRTHPLACE		VOL. <i>41</i>	
COUNTY <i>Eastland</i>		CITY <i>Cisco</i>			
ENUMERATED WITH <i>May Abe</i>					
RELATIONSHIP TO ABOVE					
<input type="checkbox"/> SON	<input type="checkbox"/> NEPHEW	<input type="checkbox"/> STEPSON			
<input checked="" type="checkbox"/> DAUGHTER	<input type="checkbox"/> NIECE	<input type="checkbox"/> STEPDAUGHTER			
<input type="checkbox"/> BROTHER	<input type="checkbox"/> FATHER-IN-LAW	<input type="checkbox"/> COUSIN			
<input type="checkbox"/> SISTER	<input type="checkbox"/> MOTHER-IN-LAW	<input type="checkbox"/> HIRED MAN			
<input type="checkbox"/> FATHER	<input type="checkbox"/> SON-IN-LAW	<input type="checkbox"/> ROOMER			
<input type="checkbox"/> MOTHER	<input type="checkbox"/> DAUGHTER-IN-LAW	<input type="checkbox"/> SERVANT			
<input type="checkbox"/> GRANDSON	<input type="checkbox"/> BROTHER-IN-LAW	<input type="checkbox"/> OTHER (<i>Specify</i>)			
<input type="checkbox"/> GRANDDAUGHTER	<input type="checkbox"/> SISTER-IN-LAW				
<input type="checkbox"/> GRANDCHILD	<input type="checkbox"/> ORPHAN				

FORM 10 637
1910 CENSUS INDEX - INDIVIDUAL

U. S. DEPARTMENT OF COMMERCE
BUREAU OF THE CENSUS

TEXAS

6300	NAME OF INDIVIDUAL <i>Wood Marshall</i>		E.D. 47	SHEET 70
COLOR B	AGE 11	BIRTHPLACE	VOL: 30	
COUNTY	Delta		CITY	
ENUMERATED WITH <i>Mitchell Ellen</i>				
RELATIONSHIP TO ABOVE				
<input checked="" type="checkbox"/> SON <input type="checkbox"/> DAUGHTER <input type="checkbox"/> BROTHER <input type="checkbox"/> SISTER <input type="checkbox"/> FATHER <input type="checkbox"/> MOTHER <input type="checkbox"/> GRANDSON <input type="checkbox"/> GRANDDAUGHTER <input type="checkbox"/> GRANDCHILD <input type="checkbox"/> NEPHEW <input type="checkbox"/> NIECE <input type="checkbox"/> FATHER-IN-LAW <input type="checkbox"/> MOTHER-IN-LAW <input type="checkbox"/> SON-IN-LAW <input type="checkbox"/> DAUGHTER-IN-LAW <input type="checkbox"/> BROTHER-IN-LAW <input type="checkbox"/> SISTER-IN-LAW <input type="checkbox"/> ORPHAN <input type="checkbox"/> STEPSON <input type="checkbox"/> STEPDAUGHTER <input type="checkbox"/> COUSIN <input type="checkbox"/> HIRED MAN <input type="checkbox"/> ROOMER <input type="checkbox"/> SERVANT <input type="checkbox"/> OTHER (Specify)				

FORM 10-637

1910 CENSUS INDEX - INDIVIDUAL

U. S. DEPARTMENT OF COMMERCE
BUREAU OF THE CENSUS

TEXAS

W-300		NAME OF INDIVIDUAL <i>White Marshall</i>		E.D. <i>52</i>	SHEET <i>23</i>
COLOR <i>W</i>	AGE <i>64</i>	BIRTHPLACE <i>Mich</i>		VOL. <i>56</i>	
COUNTY			CITY		
ENUMERATED WITH <i>White Harry M.</i>					
RELATIONSHIP TO ABOVE					
<input type="checkbox"/> SON	<input type="checkbox"/> NEPHEW	<input type="checkbox"/> STEPSON			
<input type="checkbox"/> DAUGHTER	<input type="checkbox"/> NIECE	<input type="checkbox"/> STEPDAUGHTER			
<input type="checkbox"/> BROTHER	<input type="checkbox"/> FATHER-IN-LAW	<input type="checkbox"/> COUSIN			
<input type="checkbox"/> SISTER	<input type="checkbox"/> MOTHER-IN-LAW	<input type="checkbox"/> HIRED MAN			
<input checked="" type="checkbox"/> FATHER	<input type="checkbox"/> SON-IN-LAW	<input type="checkbox"/> ROOMER			
<input type="checkbox"/> MOTHER	<input type="checkbox"/> DAUGHTER-IN-LAW	<input type="checkbox"/> SERVANT			
<input type="checkbox"/> GRANDSON	<input type="checkbox"/> BROTHER-IN-LAW	<input type="checkbox"/> OTHER (Specify)			
<input type="checkbox"/> GRANDDAUGHTER	<input type="checkbox"/> SISTER-IN-LAW				
<input type="checkbox"/> GRANDCHILD	<input type="checkbox"/> ORPHAN				

FORM 10 637
1910 CENSUS INDEX - INDIVIDUAL

U.S. DEPARTMENT OF COMMERCE
BUREAU OF THE CENSUS

TEXAS

10300	HEAD OF FAMILY <i>W. H. Hittley</i>		Marshal	E.D. 55	SHEET 239
COLOR <i>W.</i>	AGE <i>34</i>	BIRTHPLACE <i>Mc</i>		VOL. <i>35</i>	
COUNTY <i>Dallas</i>			CITY <i>Dallas</i>		
OTHER MEMBERS OF FAMILY					
NAME		RELATIONSHIP	AGE	BIRTHPLACE	
<i>Jennie</i>		<i>W.</i>	<i>36</i>	<i>Mc</i>	
<i>Elmer</i>		<i>S</i>	<i>11</i>	<i>Ark</i>	
<i>Shelley</i>		<i>S</i>	<i>7</i>	<i>1</i>	

FORM 10-636
1910 CENSUS INDEX - FAMILY

U. S. DEPARTMENT OF COMMERCE
BUREAU OF THE CENSUS

TEXAS

W300	HEAD OF FAMILY <i>White Marshal</i>		E.O. 13	SHEET 5
COLOR <i>w</i>	AGE 40	BIRTHPLACE		VOL. 15
COUNTY <i>Bowie</i>		CITY		
OTHER MEMBERS OF FAMILY				
NAME		RELATION- SHIP	AGE	BIRTHPLACE
/ <i>Jane</i>		<i>w</i>	<i>52</i>	<i>Ark</i>
<i>Solomon</i>		<i>S</i>	<i>11</i>	

FORM 10-636
1910 CENSUS INDEX - FAMILY

U.S. DEPARTMENT OF COMMERCE
BUREAU OF THE CENSUS

TEXAS

U 300	HEAD OF FAMILY <i>Will Marshal</i>		E.D. <i>209</i>	SHEET <i>134</i>
COLOR <i>W</i>	AGE <i>36</i>	BIRTHPLACE	VOL. <i>120</i>	
COUNTY <i>Runnels</i>		CITY		
OTHER MEMBERS OF FAMILY				
NAME		RELATIONSHIP	AGE	BIRTHPLACE
<i>Pearl</i>		<i>W</i>	<i>27</i>	
<i>Naomi</i>		<i>D</i>	<i>8</i>	
<i>Marshall</i>		<i>S</i>	<i>6</i>	
<i>Lorey</i>		<i>D</i>	<i>5</i>	
<i>Brook</i>		<i>D</i>	<i>2</i>	
<i>4/Bo</i>				

FORM 10 636
1910 CENSUS INDEX - FAMILY

U. S. DEPARTMENT OF COMMERCE
BUREAU OF THE CENSUS

TEXAS

10300	HEAD OF FAMILY <i>Wheat Mary</i>		E.D. 103	SHEET 33
COLOR <i>B</i>	AGE <i>38</i>	BIRTHPLACE -	VOL. <i>196</i>	
COUNTY	<i>Washington</i>	CITY	<i>Brenham</i>	
OTHER MEMBERS OF FAMILY				
NAME		RELATIONSHIP	AGE	BIRTHPLACE
<i>Jackson Bertha</i>		<i>S</i>	<i>31</i>	
<i>Wheat Willie</i>		<i>S</i>	<i>16</i>	

FORM 10-636
1910 CENSUS INDEX - FAMILY

U.S. DEPARTMENT OF COMMERCE
BUREAU OF THE CENSUS

TEXAS

W 300		NAME OF INDIVIDUAL <i>White Merion</i>		E.C.	SHEET
COLOR <i>W</i>	AGE <i>22</i>	BIRTHPLACE		105	226
COUNTY <i>Tarrant</i>			CITY <i>Fort Worth</i>		
VOL. <i>128</i>					
ENUMERATED WITH <i>Rush Charles</i>					
RELATIONSHIP TO ABOVE					
<input type="checkbox"/> SON	<input type="checkbox"/> NEPHEW	<input type="checkbox"/> STEPSON			
<input type="checkbox"/> DAUGHTER	<input type="checkbox"/> NIECE	<input type="checkbox"/> STEPDAUGHTER			
<input type="checkbox"/> BROTHER	<input type="checkbox"/> FATHER-IN-LAW	<input type="checkbox"/> COUSIN			
<input type="checkbox"/> SISTER	<input type="checkbox"/> MOTHER-IN-LAW	<input type="checkbox"/> HIRED MAN			
<input type="checkbox"/> FATHER	<input type="checkbox"/> SON-IN-LAW	<input checked="" type="checkbox"/> ROOMER			
<input type="checkbox"/> MOTHER	<input type="checkbox"/> DAUGHTER-IN-LAW	<input type="checkbox"/> SERVANT			
<input type="checkbox"/> GRANDSON	<input type="checkbox"/> BROTHER-IN-LAW	<input type="checkbox"/> OTHER (Specify)			
<input type="checkbox"/> GRANDDAUGHTER	<input type="checkbox"/> SISTER-IN-LAW	_____			
<input type="checkbox"/> GRANDCHILD	<input type="checkbox"/> ORPHAN	_____			

FORM 10-637
1910 CENSUS INDEX - INDIVIDUAL

U.S. DEPARTMENT OF COMMERCE
BUREAU OF THE CENSUS

TEXAS

HEAD OF FAMILY		E.D.		SHEET	
W. H. White		11/1		549	
COLOR	AGE	BIRTHPLACE		VOL.	
W	22	W. Va.		134	
COUNTY			CITY		
Upshur					
OTHER MEMBERS OF FAMILY					
NAME		RELATIONSHIP	AGE	BIRTHPLACE	
J. W. White		W	31		

FORM 10-636
1910 CENSUS INDEX - FAMILY

U. S. DEPARTMENT OF COMMERCE
BUREAU OF THE CENSUS

TEXAS

10380	HEAD OF FAMILY White Morrison E		E.D. 84	SHEET 35
COLOR	AGE	BIRTHPLACE	VOL. 126	
COUNTY	Smith	CITY	Arlington	
OTHER MEMBERS OF FAMILY				
NAME		RELATIONSHIP	AGE	BIRTHPLACE
Lillian E		D	24	
John W		S	19	
Cynthia		S	17	

FORM 10-636
1910 CENSUS INDEX - FAMILY

U. S. DEPARTMENT OF COMMERCE
BUREAU OF THE CENSUS

TEXAS

60 300		NAME OF INDIVIDUAL Wood Maxley A.		E. D. 36	SHEET 60
COLOR - B	AGE 30	BIRTHPLACE La.		VOL. 55	
COUNTY Wester		CITY Wester			
ENUMERATED WITH Bird Louis					
RELATIONSHIP TO ABOVE					
<input type="checkbox"/> SON	<input type="checkbox"/> NEPHEW	<input type="checkbox"/> STEPSON			
<input type="checkbox"/> DAUGHTER	<input type="checkbox"/> NIECE	<input type="checkbox"/> STEPDAUGHTER			
<input type="checkbox"/> BROTHER	<input type="checkbox"/> FATHER-IN-LAW	<input type="checkbox"/> COUSIN			
<input type="checkbox"/> SISTER	<input type="checkbox"/> MOTHER-IN-LAW	<input type="checkbox"/> HIRED MAN			
<input type="checkbox"/> FATHER	<input type="checkbox"/> SON-IN-LAW	<input checked="" type="checkbox"/> ROOMER			
<input type="checkbox"/> MOTHER	<input type="checkbox"/> DAUGHTER-IN-LAW	<input type="checkbox"/> SERVANT			
<input type="checkbox"/> GRANDSON	<input type="checkbox"/> BROTHER-IN-LAW	<input type="checkbox"/> OTHER (Specify)			
<input type="checkbox"/> GRANDDAUGHTER	<input type="checkbox"/> SISTER-IN-LAW				
<input type="checkbox"/> GRANDCHILD	<input type="checkbox"/> ORPHAN				

FORM 10-637
1910 CENSUS INDEX - INDIVIDUAL

U. S. DEPARTMENT OF COMMERCE
BUREAU OF THE CENSUS

TEXAS

W300		NAME OF INDIVIDUAL		E.D.	SHEET
white		Mark S		120	54
COLOR	AGE	BIRTHPLACE		VOL.	
W	22	Hale		54	
COUNTY		CITY			
ENUMERATED WITH		Hale			
RELATIONSHIP TO ABOVE		Holland Robert R			
<input type="checkbox"/> SON	<input type="checkbox"/> NEPHEW	<input type="checkbox"/> STEPSON			
<input type="checkbox"/> DAUGHTER	<input type="checkbox"/> NIECE	<input type="checkbox"/> STEPDAUGHTER			
<input type="checkbox"/> BROTHER	<input type="checkbox"/> FATHER-IN-LAW	<input type="checkbox"/> COUSIN			
<input type="checkbox"/> SISTER	<input type="checkbox"/> MOTHER-IN-LAW	<input type="checkbox"/> HIRED MAN			
<input type="checkbox"/> FATHER	<input type="checkbox"/> SON-IN-LAW	<input type="checkbox"/> ROOMER			
<input type="checkbox"/> MOTHER	<input type="checkbox"/> DAUGHTER-IN-LAW	<input type="checkbox"/> SERVANT			
<input type="checkbox"/> GRANDSON	<input type="checkbox"/> BROTHER-IN-LAW	<input checked="" type="checkbox"/> OTHER (Specify)			
<input type="checkbox"/> GRANDDAUGHTER	<input type="checkbox"/> SISTER-IN-LAW	Bo			
<input type="checkbox"/> GRANDCHILD	<input type="checkbox"/> ORPHAN				

FORM 10-637
1910 CENSUS INDEX - INDIVIDUAL

U.S. DEPARTMENT OF COMMERCE
BUREAU OF THE CENSUS

10300		NAME OF INDIVIDUAL <i>Witt Mark H</i>		TEXAS	
COLOR <i>W</i>	AGE <i>32</i>	BIRTHPLACE		E.O. <i>1</i>	SHEET <i>2</i>
COUNTY <i>Comanche</i>			CITY <i>Comanche</i>		
ENUMERATED WITH <i>Harris Ewing H</i>					
RELATIONSHIP TO ABOVE					
<input type="checkbox"/> SON	<input type="checkbox"/> NEPHEW	<input type="checkbox"/> STEPSON			
<input type="checkbox"/> DAUGHTER	<input type="checkbox"/> NIECE	<input type="checkbox"/> STEPDAUGHTER			
<input type="checkbox"/> BROTHER	<input type="checkbox"/> FATHER-IN-LAW	<input type="checkbox"/> COUSIN			
<input type="checkbox"/> SISTER	<input type="checkbox"/> MOTHER-IN-LAW	<input type="checkbox"/> HIRED MAN			
<input type="checkbox"/> FATHER	<input type="checkbox"/> SON-IN-LAW	<input checked="" type="checkbox"/> ROOMER			
<input type="checkbox"/> MOTHER	<input type="checkbox"/> DAUGHTER-IN-LAW	<input type="checkbox"/> SERVANT			
<input type="checkbox"/> GRANDSON	<input type="checkbox"/> BROTHER-IN-LAW	<input type="checkbox"/> OTHER (Specify)			
<input type="checkbox"/> GRANDDAUGHTER	<input type="checkbox"/> SISTER-IN-LAW				
<input type="checkbox"/> GRANDCHILD	<input type="checkbox"/> ORPHAN				

FORM 10-637
1910 CENSUS INDEX - INDIVIDUAL

U.S. DEPARTMENT OF COMMERCE
BUREAU OF THE CENSUS

TEXAS

W300	HEAD OF FAMILY W. M. Taylor		E.D. 273	SHEET 245
COLOR W	AGE 40	BIRTHPLACE	VOL. 133	
COUNTY		Taylor	CITY	
OTHER MEMBERS OF FAMILY				
NAME		RELATION SHIP	AGE	BIRTHPLACE
L. M.		W	39	(
Emma		D	16	(
Lancelotti		D	13	-
Olena		S	9	
Viola		D	6	

FORM 10 636
1910 CENSUS INDEX - FAMILY

U.S. DEPARTMENT OF COMMERCE
BUREAU OF THE CENSUS

TEXAS

W300		NAME OF INDIVIDUAL		E.D.		SHEET	
COLOR		AGE		BIRTHPLACE		VOL.	
B		4		White Margorie		90 466	
COUNTY				CITY			
Tarrant							
ENUMERATED WITH							
Haskell Samuel							
RELATIONSHIP TO ABOVE							
<input type="checkbox"/> SON <input type="checkbox"/> DAUGHTER <input type="checkbox"/> BROTHER <input type="checkbox"/> SISTER <input type="checkbox"/> FATHER <input type="checkbox"/> MOTHER <input type="checkbox"/> GRANDSON <input checked="" type="checkbox"/> GRANDDAUGHTER <input type="checkbox"/> GRANDCHILD		<input type="checkbox"/> NEPHEW <input type="checkbox"/> NIECE <input type="checkbox"/> FATHER-IN-LAW <input type="checkbox"/> MOTHER-IN-LAW <input type="checkbox"/> SON-IN-LAW <input type="checkbox"/> DAUGHTER-IN-LAW <input type="checkbox"/> BROTHER-IN-LAW <input type="checkbox"/> SISTER-IN-LAW <input type="checkbox"/> ORPHAN		<input type="checkbox"/> STEPSON <input type="checkbox"/> STEPDAUGHTER <input type="checkbox"/> COUSIN <input type="checkbox"/> HIRED MAN <input type="checkbox"/> ROOMER <input type="checkbox"/> SERVANT <input type="checkbox"/> OTHER (Specify)			

FORM 10-637
 1910 CENSUS INDEX - INDIVIDUAL

U.S. DEPARTMENT OF COMMERCE
 BUREAU OF THE CENSUS

TEXAS

U300		NAME OF INDIVIDUAL <i>Woody Margorie</i>		E.O.	SHEET
COLOR <i>W</i>	AGE <i>14</i>	BIRTHPLACE		<i>165</i>	<i>166</i>
COUNTY <i>Mill</i>			CITY	VOL. <i>75</i>	

ENUMERATED WITH
Worley Jesse J.

RELATIONSHIP TO ABOVE

- | | | |
|--|---|---|
| <input type="checkbox"/> SON | <input type="checkbox"/> NEPHEW | <input type="checkbox"/> STEPSON |
| <input type="checkbox"/> DAUGHTER | <input checked="" type="checkbox"/> Niece | <input type="checkbox"/> STEPDAUGHTER |
| <input type="checkbox"/> BROTHER | <input type="checkbox"/> FATHER-IN-LAW | <input type="checkbox"/> COUSIN |
| <input type="checkbox"/> SISTER | <input type="checkbox"/> MOTHER-IN-LAW | <input type="checkbox"/> HIRED MAN |
| <input type="checkbox"/> FATHER | <input type="checkbox"/> SON-IN-LAW | <input type="checkbox"/> ROOMER |
| <input type="checkbox"/> MOTHER | <input type="checkbox"/> DAUGHTER-IN-LAW | <input type="checkbox"/> SERVANT |
| <input type="checkbox"/> GRANDSON | <input type="checkbox"/> BROTHER-IN-LAW | <input type="checkbox"/> OTHER (<i>Niece</i>) |
| <input type="checkbox"/> GRANDDAUGHTER | <input type="checkbox"/> SISTER-IN-LAW | |
| <input type="checkbox"/> GRANDCHILD | <input type="checkbox"/> ORPHAN | |

FORM 10 637
1910 CENSUS INDEX - INDIVIDUAL

U.S. DEPARTMENT OF COMMERCE
BUREAU OF THE CENSUS

TEXAS

1000		HEAD OF FAMILY Wood - Marion W		E.D. 112	SHEET 19
COLOR W	AGE 2.2	BIRTHPLACE		VOL. 8	
COUNTY 2		Bell		CITY Temple	
OTHER MEMBERS OF FAMILY					
NAME		RELATION- SHIP	AGE	BIRTHPLACE	
1 - Polaris		W	22		
4 2 Bu					

FORM 10-636

1910 CENSUS INDEX - FAMILY

U.S. DEPARTMENT OF COMMERCE
BUREAU OF THE CENSUS

TEXAS

W-300	HEAD OF FAMILY		White Marion J		E.D.	SHEET
COLOR	W	AGE	BIRTHPLACE	Ark	48	91
A	W	28			VOL.	44
COUNTY	Fannin		CITY			
OTHER MEMBERS OF FAMILY						
NAME		RELATIONSHIP	AGE	BIRTHPLACE		
Rossa		W	24	-		
Frank M		S	6			
Rosa M		D	4			
Jessie L		S	6/12			
Bessie R		D	6/12			

FORM 10-836
1910 CENSUS INDEX - FAMILY

U. S. DEPARTMENT OF COMMERCE
BUREAU OF THE CENSUS

TEXAS

12700		NAME OF INDIVIDUAL Watt Marion E.		E.D. 108	SHEET 110
COLOR W	AGE 23	BIRTHPLACE Mo.		VOL. 12	
COUNTY Haskell		CITY			
ENUMERATED WITH Wright John T.					
RELATIONSHIP TO ABOVE					
<input type="checkbox"/> SON	<input type="checkbox"/> NEPHEW	<input type="checkbox"/> STEPSON			
<input type="checkbox"/> DAUGHTER	<input type="checkbox"/> NIECE	<input type="checkbox"/> STEPDAUGHTER			
<input type="checkbox"/> BROTHER	<input type="checkbox"/> FATHER-IN-LAW	<input type="checkbox"/> COUSIN			
<input type="checkbox"/> SISTER	<input type="checkbox"/> MOTHER-IN-LAW	<input type="checkbox"/> HIRED MAN			
<input type="checkbox"/> FATHER	<input type="checkbox"/> SON-IN-LAW	<input type="checkbox"/> ROOMER			
<input type="checkbox"/> MOTHER	<input type="checkbox"/> DAUGHTER-IN-LAW	<input type="checkbox"/> SERVANT			
<input type="checkbox"/> GRANDSON	<input type="checkbox"/> BROTHER-IN-LAW	<input checked="" type="checkbox"/> OTHER (Specify) Ironing Laborer			
<input type="checkbox"/> GRANDDAUGHTER	<input type="checkbox"/> SISTER-IN-LAW				
<input type="checkbox"/> GRANDCHILD	<input type="checkbox"/> ORPHAN				

FORM 10-637
1910 CENSUS INDEX - INDIVIDUAL

U. S. DEPARTMENT OF COMMERCE
BUREAU OF THE CENSUS

TEXAS

u 300	HEAD OF FAMILY Wright, Marjorie E		E.D. 31	SHEET 42
COLOR	AGE 45	BIRTHPLACE ala	VOL. 11	
COUNTY Bexar	CITY San Antonio			
OTHER MEMBERS OF FAMILY				
NAME		RELATIONSHIP	AGE	BIRTHPLACE
Flora		W 34		Ky

FORM 10 636
1910 CENSUS INDEX - FAMILY

U.S. DEPARTMENT OF COMMERCE
BUREAU OF THE CENSUS

10300		HEAD OF FAMILY		TEXAS	
COLOR	W	AGE	27	BIRTHPLACE	Wood Marion C.
COUNTY	Coleman		CITY	Coleman	
				E.D.	123
				SHEET	12
				VOL.	25
OTHER MEMBERS OF FAMILY					
NAME	RELATIONSHIP	AGE	BIRTHPLACE		
Emmie H.	W	22			
Salas L.	D	5			

FORM 10-536

1910 CENSUS INDEX - FAMILY

U.S. DEPARTMENT OF COMMERCE
BUREAU OF THE CENSUS

TEXAS

11-300		HEAD OF FAMILY		E.D.	SHEET
white		Mission G		289	81
COLOR	6	AGE	BIRTHPLACE	VOL.	132
COUNTY	Tom Green		CITY		
OTHER MEMBERS OF FAMILY					
NAME		RELATIONSHIP	AGE	BIRTHPLACE	
Matter		W	32		
Veddy		S	14		
Nora		D.	12		
John		S	9		
Irene		D.	6		

FORM 10 636
1910 CENSUS INDEX - FAMILY

U. S. DEPARTMENT OF COMMERCE
BUREAU OF THE CENSUS

TEXAS

W 300		NAME OF INDIVIDUAL White Marion		E.D. 74	SHEET 177
COLOR W	AGE 32	BIRTHPLACE Va		VOL. 45	
COUNTY El Paso		CITY El Paso			
ENUMERATED WITH Hughes John N.					
RELATIONSHIP TO ABOVE					
<input type="checkbox"/> SON	<input type="checkbox"/> NEPHEW	<input type="checkbox"/> STEPSON			
<input type="checkbox"/> DAUGHTER	<input type="checkbox"/> NIECE	<input type="checkbox"/> STEPDAUGHTER			
<input type="checkbox"/> BROTHER	<input type="checkbox"/> FATHER-IN-LAW	<input type="checkbox"/> COUSIN			
<input type="checkbox"/> SISTER	<input type="checkbox"/> MOTHER-IN-LAW	<input type="checkbox"/> HUSBAND			
<input type="checkbox"/> FATHER	<input type="checkbox"/> SON-IN-LAW	<input checked="" type="checkbox"/> ROOMER			
<input type="checkbox"/> MOTHER	<input type="checkbox"/> DAUGHTER-IN-LAW	<input type="checkbox"/> SERVANT			
<input type="checkbox"/> GRANDSON	<input type="checkbox"/> BROTHER-IN-LAW	<input type="checkbox"/> OTHER (Specify)			
<input type="checkbox"/> GRANDDAUGHTER	<input type="checkbox"/> SISTER-IN-LAW				
<input type="checkbox"/> GRANDCHILD	<input type="checkbox"/> ORPHAN				

FORM 10.637

1910 CENSUS INDEX - INDIVIDUAL

U.S. DEPARTMENT OF COMMERCE
BUREAU OF THE CENSUS

TEXAS

W300		NAME OF INDIVIDUAL <i>White, Marion</i>		E.D. 72	SHEET 257
COLOR <i>W</i>	AGE <i>64</i>	BIRTHPLACE <i>Ark.</i>		VOL. 90	
COUNTY Lamar		CITY			
ENUMERATED WITH <i>Vick, James R.</i>					
RELATIONSHIP TO ABOVE					
<input type="checkbox"/> SON	<input type="checkbox"/> NEPHEW	<input type="checkbox"/> STEPSON			
<input type="checkbox"/> DAUGHTER	<input type="checkbox"/> NIECE	<input type="checkbox"/> STEPDAUGHTER			
<input type="checkbox"/> BROTHER	<input type="checkbox"/> FATHER-IN-LAW	<input type="checkbox"/> COUSIN			
<input type="checkbox"/> SISTER	<input type="checkbox"/> MOTHER-IN-LAW	<input type="checkbox"/> HIRED MAN			
<input type="checkbox"/> FATHER	<input type="checkbox"/> SON-IN-LAW	<input checked="" type="checkbox"/> ROOMER			
<input type="checkbox"/> MOTHER	<input type="checkbox"/> DAUGHTER-IN-LAW	<input type="checkbox"/> SERVANT			
<input type="checkbox"/> GRANDSON	<input type="checkbox"/> BROTHER-IN-LAW	<input type="checkbox"/> OTHER (Specify)			
<input type="checkbox"/> GRANDDAUGHTER	<input type="checkbox"/> SISTER-IN-LAW				
<input type="checkbox"/> GRANDCHILD	<input type="checkbox"/> ORPHAN				

FORM 10 637
1910 CENSUS INDEX - INDIVIDUAL

U.S. DEPARTMENT OF COMMERCE
BUREAU OF THE CENSUS

TEXAS

20300	HEAD OF FAMILY		E.D.	SHEET
COLOR	White	Married	134	152
AGE	24	BIRTHPLACE	VOL. 89	
COUNTY	Leon	CITY		
OTHER MEMBERS OF FAMILY				
NAME		RELATIONSHIP	AGE	BIRTHPLACE
Mary		W.	32	
Bertha		D	8	
Zola		D	7	
S. I. N. M.				

FORM 10 636
 1910 CENSUS INDEX - FAMILY

U. S. DEPARTMENT OF COMMERCE
 BUREAU OF THE CENSUS

TEXAS

W300	HEAD OF FAMILY Wade		Marian	E.D. 18	SHEET 4
COLOR W	AGE 55	BIRTHPLACE Ark		VOL. 8	
COUNTY Bell	CITY Temple				
OTHER MEMBERS OF FAMILY					
NAME	RELATIONSHIP	AGE	BIRTHPLACE		
Wade	W	41			
Abie M	S	18			
Wesley	S	16			
Albia M	D	13			
Jewel	D	11			

FORM 10-636
1910 CENSUS INDEX - FAMILY

U. S. DEPARTMENT OF COMMERCE
BUREAU OF THE CENSUS

TEXAS

117300	NAME OF INDIVIDUAL <i>Worth, Marion</i>		E.D. <i>26</i>	SHEET <i>131</i>
COLOR <i>W</i>	AGE <i>4</i>	BIRTHPLACE	VOL. <i>58</i>	
COUNTY <i>Erath</i>		CITY		
ENUMERATED WITH <i>Rowse, Marion</i>				
RELATIONSHIP TO ABOVE				
<input type="checkbox"/> SON	<input type="checkbox"/> NEPHEW	<input type="checkbox"/> STEPSON		
<input type="checkbox"/> DAUGHTER	<input type="checkbox"/> NIECE	<input type="checkbox"/> STEPDAUGHTER		
<input type="checkbox"/> BROTHER	<input type="checkbox"/> FATHER-IN-LAW	<input type="checkbox"/> COUSIN		
<input type="checkbox"/> SISTER	<input type="checkbox"/> MOTHER-IN-LAW	<input type="checkbox"/> HIRED MAN		
<input type="checkbox"/> FATHER	<input type="checkbox"/> SON-IN-LAW	<input type="checkbox"/> ROOMER		
<input type="checkbox"/> MOTHER	<input type="checkbox"/> DAUGHTER-IN-LAW	<input type="checkbox"/> SERVANT		
<input checked="" type="checkbox"/> GRANDSON	<input type="checkbox"/> BROTHER-IN-LAW	<input type="checkbox"/> OTHER (Specify)		
<input type="checkbox"/> GRANDDAUGHTER	<input type="checkbox"/> SISTER-IN-LAW			
<input type="checkbox"/> GRANDCHILD	<input type="checkbox"/> ORPHAN			

FORM 10-637
1910 CENSUS INDEX - INDIVIDUAL

U. S. DEPARTMENT OF COMMERCE
BUREAU OF THE CENSUS

TEXAS

11300	NAME OF INDIVIDUAL <i>White Marion</i>		E.D. 11	SHEET 4
COLOR <i>w</i>	AGE 16	BIRTHPLACE		VOL. 16
COUNTY Callahan		CITY		
ENUMERATED WITH <i>McIntyre, Clint A.</i>				
RELATIONSHIP TO ABOVE				
<input type="checkbox"/> SON	<input type="checkbox"/> NEPHEW	<input type="checkbox"/> STEPSON		
<input type="checkbox"/> DAUGHTER	<input type="checkbox"/> NIECE	<input type="checkbox"/> STEPDAUGHTER		
<input type="checkbox"/> BROTHER	<input type="checkbox"/> FATHER-IN-LAW	<input type="checkbox"/> COUSIN		
<input type="checkbox"/> SISTER	<input type="checkbox"/> MOTHER-IN-LAW	<input checked="" type="checkbox"/> HIRED MAN		
<input type="checkbox"/> FATHER	<input type="checkbox"/> SON-IN-LAW	<input type="checkbox"/> ROOMER		
<input type="checkbox"/> MOTHER	<input type="checkbox"/> DAUGHTER-IN-LAW	<input type="checkbox"/> SERVANT		
<input type="checkbox"/> GRANDSON	<input type="checkbox"/> BROTHER-IN-LAW	<input type="checkbox"/> OTHER (<i>Specify</i>)		
<input type="checkbox"/> GRANDDAUGHTER	<input type="checkbox"/> SISTER-IN-LAW			
<input type="checkbox"/> GRANDCHILD	<input type="checkbox"/> ORPHAN			

FORM 10 637
1910 CENSUS INDEX - INDIVIDUAL

U. S. DEPARTMENT OF COMMERCE
BUREAU OF THE CENSUS

TEXAS

WY 300		NAME OF INDIVIDUAL W Yatt, Marion		E.D.	SHEET
COLOR <i>not reported</i>		AGE 25	BIRTHPLACE mo	98	46
COUNT			CITY	VOL.	139
ENUMERATED WITH <i>Upshur</i>					
RELATIONSHIP TO ABOVE <i>Williams, Steve P.</i>					
<input type="checkbox"/> SON	<input type="checkbox"/> NEPHEW	<input type="checkbox"/> STEPSON			
<input type="checkbox"/> DAUGHTER	<input type="checkbox"/> NIECE	<input type="checkbox"/> STEPDAUGHTER			
<input type="checkbox"/> BROTHER	<input type="checkbox"/> FATHER-IN-LAW	<input type="checkbox"/> COUSIN			
<input type="checkbox"/> SISTER	<input type="checkbox"/> MOTHER-IN-LAW	<input checked="" type="checkbox"/> HIRED MAN			
<input type="checkbox"/> FATHER	<input type="checkbox"/> SON-IN-LAW	<input type="checkbox"/> ROOMER			
<input type="checkbox"/> MOTHER	<input type="checkbox"/> DAUGHTER-IN-LAW	<input type="checkbox"/> SERVANT			
<input type="checkbox"/> GRANDSON	<input type="checkbox"/> BROTHER-IN-LAW	<input type="checkbox"/> OTHER (Specify)			
<input type="checkbox"/> GRANDDAUGHTER	<input type="checkbox"/> SISTER-IN-LAW	<input type="checkbox"/>			
<input type="checkbox"/> GRANDCHILD	<input type="checkbox"/> ORPHAN	<input type="checkbox"/>			

FORM BC-627 (8-5-67)
FORMERLY 10-637

U.S. DEPARTMENT OF COMMERCE
BUREAU OF THE CENSUS

1910 CENSUS INDEX - INDIVIDUAL

TEXAS

W300		NAME OF INDIVIDUAL		Wood, Marion		E.D.	SHEET
COLOR	W	AGE	39	BIRTHPLACE	Ark	11	22
COUNTY				CITY			
Comanche							
ENUMERATED WITH							
Wood, James C.							
RELATIONSHIP TO ABOVE							
<input type="checkbox"/> SON	<input type="checkbox"/> NEPHEW	<input type="checkbox"/> STEPSON					
<input type="checkbox"/> DAUGHTER	<input type="checkbox"/> NIECE	<input type="checkbox"/> STEPDAUGHTER					
<input checked="" type="checkbox"/> BROTHER	<input type="checkbox"/> FATHER-IN-LAW	<input type="checkbox"/> COUSIN					
<input type="checkbox"/> SISTER	<input type="checkbox"/> MOTHER-IN-LAW	<input type="checkbox"/> HIRED MAN					
<input type="checkbox"/> FATHER	<input type="checkbox"/> SON-IN-LAW	<input type="checkbox"/> ROOMER					
<input type="checkbox"/> MOTHER	<input type="checkbox"/> DAUGHTER-IN-LAW	<input type="checkbox"/> SERVANT					
<input type="checkbox"/> GRANDSON	<input type="checkbox"/> BROTHER-IN-LAW	<input type="checkbox"/> OTHER (Specify)					
<input type="checkbox"/> GRANDDAUGHTER	<input type="checkbox"/> SISTER-IN-LAW						
<input type="checkbox"/> GRANDCHILD	<input type="checkbox"/> ORPHAN						

FORM 10-637
1910 CENSUS INDEX - INDIVIDUAL

U.S. DEPARTMENT OF COMMERCE
BUREAU OF THE CENSUS

TEXAS

1026		HEAD OF FAMILY		E.D.	SHEET
		Wood Marion		125	7
COLOR	AGE	BIRTHPLACE		VOL.	
W	37			25	
COUNTY			CITY		
Coleman					
OTHER MEMBERS OF FAMILY					
NAME		RELATIONSHIP	AGE	BIRTHPLACE	
Lorica		W	37		
Wayne		S	2		

FORM 10-636
1910 CENSUS INDEX - FAMILY

U. S. DEPARTMENT OF COMMERCE
BUREAU OF THE CENSUS

TEXAS

W:300	NAME OF INDIVIDUAL <i>White Marie L</i>		E.O. <i>104</i>	SHEET <i>39</i>
COLOR <i>W</i>	AGE <i>25</i>	BIRTHPLACE <i>Miss</i>	VOL. <i>66</i>	
COUNTY <i>Harris</i>		CITY <i>Houston</i>		
ENUMERATED WITH <i>Gripp Stephen</i>				
RELATIONSHIP TO ABOVE				
<input type="checkbox"/> SON	<input type="checkbox"/> NEPHEW	<input type="checkbox"/> STEPSON		
<input type="checkbox"/> DAUGHTER	<input type="checkbox"/> NIECE	<input type="checkbox"/> STEPDAUGHTER		
<input type="checkbox"/> BROTHER	<input type="checkbox"/> FATHER-IN-LAW	<input type="checkbox"/> COUSIN		
<input type="checkbox"/> SISTER	<input type="checkbox"/> MOTHER-IN-LAW	<input type="checkbox"/> HIRED MAN		
<input type="checkbox"/> FATHER	<input type="checkbox"/> SON-IN-LAW	<input checked="" type="checkbox"/> ROOMER		
<input type="checkbox"/> MOTHER	<input type="checkbox"/> DAUGHTER-IN-LAW	<input type="checkbox"/> SERVANT		
<input type="checkbox"/> GRANDSON	<input type="checkbox"/> BROTHER-IN-LAW	<input type="checkbox"/> OTHER (<i>Specify</i>)		
<input type="checkbox"/> GRANDDAUGHTER	<input type="checkbox"/> SISTER-IN-LAW			
<input type="checkbox"/> GRANDCHILD	<input type="checkbox"/> ORPHAN			

FORM 10-637
1910 CENSUS INDEX - INDIVIDUAL

U.S. DEPARTMENT OF COMMERCE
BUREAU OF THE CENSUS

TEXAS

W300		NAME OF INDIVIDUAL <i>White, Marie</i>		E.D. 74	SHEET 294-5
COLOR B	AGE 1	BIRTHPLACE		VOL. 137	
COUNTY Travis		CITY Austin			
ENUMERATED WITH <i>Smothers, Elton</i>					
RELATIONSHIP TO ABOVE					
<input type="checkbox"/> SON	<input type="checkbox"/> NEPHEW	<input type="checkbox"/> STEPSON			
<input type="checkbox"/> DAUGHTER	<input checked="" type="checkbox"/> NIECE	<input type="checkbox"/> STEPDAUGHTER			
<input type="checkbox"/> BROTHER	<input type="checkbox"/> FATHER-IN-LAW	<input type="checkbox"/> COUSIN			
<input type="checkbox"/> SISTER	<input type="checkbox"/> MOTHER-IN-LAW	<input type="checkbox"/> HIRED MAN			
<input type="checkbox"/> FATHER	<input type="checkbox"/> SON-IN-LAW	<input type="checkbox"/> ROOMER			
<input type="checkbox"/> MOTHER	<input type="checkbox"/> DAUGHTER-IN-LAW	<input type="checkbox"/> SERVANT			
<input type="checkbox"/> GRANDSON	<input type="checkbox"/> BROTHER-IN-LAW	<input type="checkbox"/> OTHER (Specify)			
<input type="checkbox"/> GRANDDAUGHTER	<input type="checkbox"/> SISTER-IN-LAW				
<input type="checkbox"/> GRANDCHILD	<input type="checkbox"/> ORPHAN				

FORM 10-637
1910 CENSUS INDEX - INDIVIDUAL

U. S. DEPARTMENT OF COMMERCE
BUREAU OF THE CENSUS

TEXAS

W300	NAME OF INDIVIDUAL Wade Marie		E.D. 39	SHEET 147
COLOR W	AGE 5	BIRTHPLACE	VOL. 73	
COUNTY Hood		CITY		
ENUMERATED WITH Rueck Art G.				
RELATIONSHIP TO ABOVE				
<input type="checkbox"/> SON	<input type="checkbox"/> NEPHEW	<input type="checkbox"/> STEPSON		
<input checked="" type="checkbox"/> DAUGHTER	<input type="checkbox"/> NIECE	<input type="checkbox"/> STEPDAUGHTER		
<input type="checkbox"/> BROTHER	<input type="checkbox"/> FATHER-IN-LAW	<input type="checkbox"/> COUSIN		
<input type="checkbox"/> SISTER	<input type="checkbox"/> MOTHER-IN-LAW	<input type="checkbox"/> HIRED MAN		
<input type="checkbox"/> FATHER	<input type="checkbox"/> SON-IN-LAW	<input type="checkbox"/> ROOMER		
<input type="checkbox"/> MOTHER	<input type="checkbox"/> DAUGHTER-IN-LAW	<input type="checkbox"/> SERVANT		
<input type="checkbox"/> GRANDSON	<input type="checkbox"/> BROTHER-IN-LAW	<input type="checkbox"/> OTHER (Specify)		
<input type="checkbox"/> GRANDDAUGHTER	<input type="checkbox"/> SISTER-IN-LAW			
<input type="checkbox"/> GRANDCHILD	<input type="checkbox"/> ORPHAN			

FORM 10-637
1910 CENSUS INDEX - INDIVIDUAL

U.S. DEPARTMENT OF COMMERCE
BUREAU OF THE CENSUS

TEXAS

W-300	NAME OF INDIVIDUAL		E.D.	SHEET
COLOR	AGE	BIRTHPLACE	71	271
W	3		VOL	90
COUNTY		CITY		
Lamar				
ENUMERATED WITH				
Craft, William R.				
RELATIONSHIP TO ABOVE				
<input type="checkbox"/> SON	<input type="checkbox"/> NEPHEW	<input type="checkbox"/> STEPSON		
<input type="checkbox"/> DAUGHTER	<input type="checkbox"/> NIECE	<input type="checkbox"/> STEPDAUGHTER		
<input type="checkbox"/> BROTHER	<input type="checkbox"/> FATHER-IN-LAW	<input type="checkbox"/> COUSIN		
<input type="checkbox"/> SISTER	<input type="checkbox"/> MOTHER-IN-LAW	<input type="checkbox"/> HIRED MAN		
<input type="checkbox"/> FATHER	<input type="checkbox"/> SON-IN-LAW	<input type="checkbox"/> ROOMER		
<input type="checkbox"/> MOTHER	<input type="checkbox"/> DAUGHTER-IN-LAW	<input type="checkbox"/> SERVANT		
<input checked="" type="checkbox"/> GRANDSON	<input type="checkbox"/> BROTHER-IN-LAW	<input type="checkbox"/> OTHER (Specify)		
<input type="checkbox"/> GRANDDAUGHTER	<input type="checkbox"/> SISTER-IN-LAW			
<input type="checkbox"/> GRANDCHILD	<input type="checkbox"/> ORPHAN			

FORM 10-637
1910 CENSUS INDEX - INDIVIDUAL

U.S. DEPARTMENT OF COMMERCE
BUREAU OF THE CENSUS

TEXAS

W300	HEAD OF FAMILY		White Maxine		E.D.	SHEET
COLOR	AGE	BIRTHPLACE		VOL.		
W	48	Walker		141		
COUNTY	Walker		CITY			
OTHER MEMBERS OF FAMILY						
	NAME	RELATIONSHIP	AGE	BIRTHPLACE		
	Pauline	W	43			
	Eldridge	S	21			
	Tom	S	19			
	Marie	D	15			
	Lillian	D	13			
	Allen	S	14			
	George	S	10			

FORM 10-636A
1910 CENSUS INDEX - FAMILY

U.S. DEPARTMENT OF COMMERCE
BUREAU OF THE CENSUS

TEXAS

W 300	NAME OF INDIVIDUAL <i>White Mariah</i>		E.D. 148	SHEET 175
COLOR B	AGE 50	BIRTHPLACE	VOL. 106	
COUNTY Montgomery		CITY		
ENUMERATED WITH <i>Demington Lee</i>				
RELATIONSHIP TO ABOVE				
<input type="checkbox"/> SON	<input type="checkbox"/> NEPHEW	<input type="checkbox"/> STEPSON		
<input type="checkbox"/> DAUGHTER	<input type="checkbox"/> NIECE	<input type="checkbox"/> STEPDAUGHTER		
<input type="checkbox"/> BROTHER	<input type="checkbox"/> FATHER-IN-LAW	<input type="checkbox"/> COUSIN		
<input type="checkbox"/> SISTER	<input type="checkbox"/> MOTHER-IN-LAW	<input type="checkbox"/> HIRED MAN		
<input type="checkbox"/> FATHER	<input type="checkbox"/> SON-IN-LAW	<input type="checkbox"/> ROOMER		
<input type="checkbox"/> MOTHER	<input type="checkbox"/> DAUGHTER-IN-LAW	<input checked="" type="checkbox"/> SERVANT		
<input type="checkbox"/> GRANDSON	<input type="checkbox"/> BROTHER-IN-LAW	<input type="checkbox"/> OTHER (Specify)		
<input type="checkbox"/> GRANDDAUGHTER	<input type="checkbox"/> SISTER-IN-LAW			
<input type="checkbox"/> GRANDCHILD	<input type="checkbox"/> ORPHAN			

FORM 10 637
1910 CENSUS INDEX - INDIVIDUAL

U. S. DEPARTMENT OF COMMERCE
BUREAU OF THE CENSUS

TEXAS

W300		NAME OF INDIVIDUAL Wade, Mariah		E.D. 6	SHEET 4
COLOR 12	AGE 14	BIRTHPLACE		VOL. 16	
COUNTY Brazoria			CITY		
ENUMERATED WITH Wade, Elsie					
RELATIONSHIP TO ABOVE					
<input type="checkbox"/> SON	<input type="checkbox"/> NEPHEW	<input type="checkbox"/> STEPSON			
<input type="checkbox"/> DAUGHTER	<input type="checkbox"/> NIECE	<input type="checkbox"/> STEPDAUGHTER			
<input type="checkbox"/> BROTHER	<input type="checkbox"/> FATHER-IN-LAW	<input type="checkbox"/> COUSIN			
<input checked="" type="checkbox"/> SISTER	<input type="checkbox"/> MOTHER-IN-LAW	<input type="checkbox"/> HIRED MAN			
<input type="checkbox"/> FATHER	<input type="checkbox"/> SON-IN-LAW	<input type="checkbox"/> ROOMER			
<input type="checkbox"/> MOTHER	<input type="checkbox"/> DAUGHTER-IN-LAW	<input type="checkbox"/> SERVANT			
<input type="checkbox"/> GRANDSON	<input type="checkbox"/> BROTHER-IN-LAW	<input type="checkbox"/> OTHER (Specify)			
<input type="checkbox"/> GRANDDAUGHTER	<input type="checkbox"/> SISTER-IN-LAW				
<input type="checkbox"/> GRANDCHILD	<input type="checkbox"/> ORPHAN				

FORM 10-637
1910 CENSUS INDEX - INDIVIDUAL

U. S. DEPARTMENT OF COMMERCE
BUREAU OF THE CENSUS

TEXAS

W310	HEAD OF FAMILY		White -	Masabi	E.D.	131	SHEET	131
COLOR	B	AGE	49	BIRTHPLACE	VOL. 89			
COUNTY				CITY				
Leon								
OTHER MEMBERS OF FAMILY:								
	NAME	RELATIONSHIP	AGE	BIRTHPLACE				
	Albert	S	19					
	Joe N.	S	17					
	Gilbert	S	16					
	Theresa	D	15					
	Robert	D	14					
	Lisa	D	12					
	Leanna	D	11					

FORM 10-636A

1910 CENSUS INDEX - INDIVIDUAL

U.S. DEPARTMENT OF COMMERCE
BUREAU OF THE CENSUS

TEXAS

W300		NAME OF INDIVIDUAL Witt Maria P		E.D. 1166	SHEET 282
COLOR W	AGE 72	BIRTHPLACE		VOL. 104	
COUNTY Mitchell			CITY		
ENUMERATED WITH Wood Rosa L					
RELATIONSHIP TO-ABOVE					
<input type="checkbox"/> SON	<input type="checkbox"/> NEPHEW	<input type="checkbox"/> STEPSON			
<input checked="" type="checkbox"/> DAUGHTER	<input type="checkbox"/> NIECE	<input type="checkbox"/> STEPDAUGHTER			
<input type="checkbox"/> BROTHER	<input type="checkbox"/> FATHER-IN-LAW	<input type="checkbox"/> COUSIN			
<input type="checkbox"/> SISTER	<input type="checkbox"/> MOTHER-IN-LAW	<input type="checkbox"/> HIRED MAN			
<input type="checkbox"/> FATHER	<input type="checkbox"/> SON-IN-LAW	<input type="checkbox"/> ROOMER			
<input type="checkbox"/> MOTHER	<input type="checkbox"/> DAUGHTER-IN-LAW	<input type="checkbox"/> SERVANT			
<input type="checkbox"/> GRANDSON	<input type="checkbox"/> BROTHER-IN-LAW	<input type="checkbox"/> OTHER (Specify)			
<input type="checkbox"/> GRANDDAUGHTER	<input type="checkbox"/> SISTER-IN-LAW				
<input type="checkbox"/> GRANDCHILD	<input type="checkbox"/> ORPHAN				

FORM 10-637

1910 CENSUS INDEX - INDIVIDUAL

U. S. DEPARTMENT OF COMMERCE
BUREAU OF THE CENSUS

TEXAS

W 300	HEAD OF FAMILY		Worth Maria	E.D.	SHEET
COLOR	AGE	BIRTHPLACE		84	216
W	54	Tex		VOL.	61
COUNTY	Grayson		CITY	Denison	
OTHER MEMBERS OF FAMILY					
	NAME	RELATIONSHIP	AGE	BIRTHPLACE	
		Wife	Alone		

FORM 10-636
1910 CENSUS INDEX - FAMILY

U.S. DEPARTMENT OF COMMERCE
BUREAU OF THE CENSUS

W 300		NAME OF INDIVIDUAL <i>Whiten Maria</i>		TEXAS	
COLOR <i>W</i>	AGE <i>8</i>	BIRTHPLACE		E.D. <i>74</i>	SHEET <i>115</i>
COUNTY <i>La Salle</i>		CITY		VOL. <i>90</i>	
ENUMERATED WITH <i>Guerra Decido</i>					
RELATIONSHIP TO ABOVE					
<input type="checkbox"/> SON	<input type="checkbox"/> NEPHEW	<input type="checkbox"/> STEPSON			
<input checked="" type="checkbox"/> DAUGHTER	<input type="checkbox"/> NIECE	<input type="checkbox"/> STEPDAUGHTER			
<input type="checkbox"/> BROTHER	<input type="checkbox"/> FATHER-IN-LAW	<input type="checkbox"/> COUSIN			
<input type="checkbox"/> SISTER	<input type="checkbox"/> MOTHER-IN-LAW	<input type="checkbox"/> HIRED MAN			
<input type="checkbox"/> FATHER	<input type="checkbox"/> SON-IN-LAW	<input type="checkbox"/> ROOMER			
<input type="checkbox"/> MOTHER	<input type="checkbox"/> DAUGHTER-IN-LAW	<input type="checkbox"/> SERVANT			
<input type="checkbox"/> GRANDSON	<input type="checkbox"/> BROTHER-IN-LAW	<input type="checkbox"/> OTHER (Specify)			
<input type="checkbox"/> GRANDDAUGHTER	<input type="checkbox"/> SISTER-IN-LAW				
<input type="checkbox"/> GRANDCHILD	<input type="checkbox"/> ORPHAN				

FORM 10-637

1910 CENSUS INDEX - INDIVIDUAL

U.S. DEPARTMENT OF COMMERCE
BUREAU OF THE CENSUS

TEXAS

W300	HEAD OF FAMILY		<i>Waller, Maria</i>	E.D.	SHEET
				<i>17</i>	<i>3</i>
COLOR	AGE	BIRTHPLACE		VOL.	
<i>B-</i>	<i>43</i>			<i>18</i>	
COUNTY	Burleson		CITY		
OTHER MEMBERS OF FAMILY					
NAME		RELATIONSHIP	AGE	BIRTHPLACE	
<i>Manson, Arista</i>		<i>D</i>	<i>15</i>		

FORM 10-636
1910 CENSUS INDEX - FAMILY

U. S. DEPARTMENT OF COMMERCE
BUREAU OF THE CENSUS

TEXAS

W300	NAME OF INDIVIDUAL Wood, Marguerite		E.D. 38	SHEET 81
COLOR W	AGE 70	BIRTHPLACE Ala	VOL. 42	
COUNTY De Witt		CITY		
ENUMERATED WITH Wood, C. H.				
RELATIONSHIP TO ABOVE				
<input type="checkbox"/> SON	<input type="checkbox"/> NEPHEW	<input type="checkbox"/> STEPSON		
<input type="checkbox"/> DAUGHTER	<input type="checkbox"/> NIECE	<input type="checkbox"/> STEPDAUGHTER		
<input type="checkbox"/> BROTHER	<input type="checkbox"/> FATHER-IN-LAW	<input type="checkbox"/> COUSIN		
<input type="checkbox"/> SISTER	<input type="checkbox"/> MOTHER-IN-LAW	<input type="checkbox"/> HIRED MAN		
<input type="checkbox"/> FATHER	<input type="checkbox"/> SON-IN-LAW	<input type="checkbox"/> ROOMER		
<input checked="" type="checkbox"/> MOTHER	<input type="checkbox"/> DAUGHTER-IN-LAW	<input type="checkbox"/> SERVANT		
<input type="checkbox"/> GRANDSON	<input checked="" type="checkbox"/> BROTHER-IN-LAW	<input type="checkbox"/> OTHER (Specify)		
<input type="checkbox"/> GRANDDAUGHTER	<input type="checkbox"/> SISTER-IN-LAW			
<input type="checkbox"/> GRANDCHILD	<input type="checkbox"/> ORPHAN			

FORM 10-637
1910 CENSUS INDEX - INDIVIDUAL

U. S. DEPARTMENT OF COMMERCE
BUREAU OF THE CENSUS

TEXAS

W 300		NAME OF INDIVIDUAL White, Marguerite		E.D. 138	SHEET 98
COLOR W	AGE 4	BIRTHPLACE		VOL. 101	
COUNTY - Matagorda			CITY		
ENUMERATED WITH Butter Zofka					
RELATIONSHIP TO ABOVE					
<input type="checkbox"/> SON	<input type="checkbox"/> NEPHEW	<input type="checkbox"/> STEPSON			
<input type="checkbox"/> DAUGHTER	<input type="checkbox"/> NIECE	<input type="checkbox"/> STEPDAUGHTER			
<input type="checkbox"/> BROTHER	<input type="checkbox"/> FATHER-IN-LAW	<input type="checkbox"/> COUSIN			
<input type="checkbox"/> SISTER	<input type="checkbox"/> MOTHER-IN-LAW	<input type="checkbox"/> HIRED-MAN			
<input type="checkbox"/> FATHER	<input type="checkbox"/> SON-IN-LAW	<input checked="" type="checkbox"/> ROOMER			
<input type="checkbox"/> MOTHER	<input type="checkbox"/> DAUGHTER-IN-LAW	<input type="checkbox"/> SERVANT			
<input type="checkbox"/> GRANDSON	<input type="checkbox"/> BROTHER-IN-LAW	<input type="checkbox"/> OTHER (Specify)			
<input type="checkbox"/> GRANDDAUGHTER	<input type="checkbox"/> SISTER-IN-LAW				
<input type="checkbox"/> GRANDCHILD	<input type="checkbox"/> ORPHAN				

FORM 10 637

1910 CENSUS INDEX - INDIVIDUAL

U. S. DEPARTMENT OF COMMERCE
BUREAU OF THE CENSUS

TEXAS

W 300	NAME OF INDIVIDUAL White Marguerite.		E.D. 141	SHEET 435
COLOR W	AGE 5	BIRTHPLACE	VOL. 101	
COUNTY Matagorda		CITY Bay City		
ENUMERATED WITH Isaacson William J				
RELATIONSHIP TO ABOVE				
<input type="checkbox"/> SON	<input type="checkbox"/> NEPHEW	<input type="checkbox"/> STEPSON		
<input type="checkbox"/> DAUGHTER	<input type="checkbox"/> NIECE	<input checked="" type="checkbox"/> STEPDAUGHTER		
<input type="checkbox"/> BROTHER	<input type="checkbox"/> FATHER-IN-LAW	<input type="checkbox"/> COUSIN		
<input type="checkbox"/> SISTER	<input type="checkbox"/> MOTHER-IN-LAW	<input type="checkbox"/> HIRED MAN		
<input type="checkbox"/> FATHER	<input type="checkbox"/> SON-IN-LAW	<input type="checkbox"/> ROOMER		
<input type="checkbox"/> MOTHER	<input type="checkbox"/> DAUGHTER-IN-LAW	<input type="checkbox"/> SERVANT		
<input type="checkbox"/> GRANDSON	<input type="checkbox"/> BROTHER-IN-LAW	<input type="checkbox"/> OTHER (Specify)		
<input type="checkbox"/> GRANDDAUGHTER	<input type="checkbox"/> SISTER-IN-LAW			
<input type="checkbox"/> GRANDCHILD	<input type="checkbox"/> ORPHAN			

FORM 10 637
1910 CENSUS INDEX - INDIVIDUAL

U. S. DEPARTMENT OF COMMERCE
BUREAU OF THE CENSUS

TEXAS

W300	NAME OF INDIVIDUAL <i>White, Marguerite</i>		E.D. <i>155</i>	SHEET <i>265</i>
COLOR <i>W</i>	AGE <i>17</i>	BIRTHPLACE	VOL. <i>141</i>	
COUNTY <i>Walker</i>		CITY <i>Huntaville</i>		
ENUMERATED WITH <i>White, J. G.</i>				
RELATIONSHIP TO ABOVE				
<input type="checkbox"/> SON	<input type="checkbox"/> NEPHEW	<input type="checkbox"/> STEPSON		
<input type="checkbox"/> DAUGHTER	<input type="checkbox"/> NIECE	<input type="checkbox"/> STEPDAUGHTER		
<input type="checkbox"/> BROTHER	<input type="checkbox"/> FATHER-IN-LAW	<input type="checkbox"/> COUSIN		
<input type="checkbox"/> SISTER	<input type="checkbox"/> MOTHER-IN-LAW	<input type="checkbox"/> HIRED MAN		
<input type="checkbox"/> FATHER	<input type="checkbox"/> SON-IN-LAW	<input type="checkbox"/> ROOMER		
<input type="checkbox"/> MOTHER	<input type="checkbox"/> DAUGHTER-IN-LAW	<input type="checkbox"/> SERVANT		
<input type="checkbox"/> GRANDSON	<input type="checkbox"/> BROTHER-IN-LAW	<input type="checkbox"/> OTHER (Specify)		
<input checked="" type="checkbox"/> GRANDDAUGHTER	<input type="checkbox"/> SISTER-IN-LAW			
<input type="checkbox"/> GRANDCHILD	<input type="checkbox"/> ORPHAN			

FORM BC-627 (5-5-67)
FORMERLY 10-637

1910 CENSUS INDEX - INDIVIDUAL

U. S. DEPARTMENT OF COMMERCE
BUREAU OF THE CENSUS

TEXAS

W300	NAME OF INDIVIDUAL <i>Wood, Marguerite</i>		E.D. 2	SHEET 13
COLOR W	AGE 17	BIRTHPLACE	VOL. 9	
COUNTY Bexar		CITY San Antonio		
ENUMERATED WITH <i>Fry, Elizabeth</i>				
RELATIONSHIP TO ABOVE				
<input type="checkbox"/> SON	<input type="checkbox"/> NEPHEW	<input checked="" type="checkbox"/> STEPSON		
<input type="checkbox"/> DAUGHTER	<input type="checkbox"/> NIECE	<input type="checkbox"/> STEPDAUGHTER		
<input type="checkbox"/> BROTHER	<input type="checkbox"/> FATHER-IN-LAW	<input type="checkbox"/> COUSIN		
<input type="checkbox"/> SISTER	<input type="checkbox"/> MOTHER-IN-LAW	<input type="checkbox"/> HIRED MAN		
<input type="checkbox"/> FATHER	<input type="checkbox"/> SON-IN-LAW	<input type="checkbox"/> ROOMER		
<input type="checkbox"/> MOTHER	<input type="checkbox"/> DAUGHTER-IN-LAW	<input type="checkbox"/> SERVANT		
<input type="checkbox"/> GRANDSON	<input type="checkbox"/> BROTHER-IN-LAW	<input type="checkbox"/> OTHER (<i>Specify</i>)		
<input checked="" type="checkbox"/> GRANDDAUGHTER	<input type="checkbox"/> SISTER-IN-LAW			
<input type="checkbox"/> GRANDCHILD	<input type="checkbox"/> ORPHAN			

FORM 10 637
1910 CENSUS INDEX - INDIVIDUAL

U. S. DEPARTMENT OF COMMERCE
BUREAU OF THE CENSUS

TEXAS

- W 300		NAME OF INDIVIDUAL Wood Margueretta		E.O. 27	SHEET 22
COLOR W	AGE 2	BIRTHPLACE -		VOL. 34	
COUNTY Dallas			CITY Dallas		
ENUMERATED WITH Erwin Laura A					
RELATIONSHIP TO ABOVE					
<input type="checkbox"/> SON	<input type="checkbox"/> NEPHEW	<input type="checkbox"/> STEPSON			
<input type="checkbox"/> DAUGHTER	<input type="checkbox"/> NIECE	<input type="checkbox"/> STEPDAUGHTER			
<input type="checkbox"/> BROTHER	<input type="checkbox"/> FATHER-IN-LAW	<input type="checkbox"/> COUSIN			
<input type="checkbox"/> SISTER	<input type="checkbox"/> MOTHER-IN-LAW	<input type="checkbox"/> HUSBAND			
<input type="checkbox"/> FATHER	<input type="checkbox"/> SON-IN-LAW	<input checked="" type="checkbox"/> ROOMER			
<input type="checkbox"/> MOTHER	<input type="checkbox"/> DAUGHTER-IN-LAW	<input type="checkbox"/> SERVANT			
<input type="checkbox"/> GRANDSON	<input type="checkbox"/> BROTHER-IN-LAW	<input type="checkbox"/> OTHER (Specify)			
<input type="checkbox"/> GRANDDAUGHTER	<input type="checkbox"/> SISTER-IN-LAW				
<input type="checkbox"/> GRANDCHILD	<input type="checkbox"/> ORPHAN				

FORM 10-637
1910 CENSUS INDEX - INDIVIDUAL

U S DEPARTMENT OF COMMERCE
BUREAU OF THE CENSUS

TEXAS

W 300	NAME OF INDIVIDUAL White Marguerite N		E.D. 10.6	SHEET 219
COLOR W	AGE 55	BIRTHPLACE	VOL. 111	
COUNTY Nueces		CITY Kingsville		
ENUMERATED WITH White Joseph L				
RELATIONSHIP TO ABOVE				
<input type="checkbox"/> SON	<input type="checkbox"/> NEPHEW	<input type="checkbox"/> STEPSON		
<input type="checkbox"/> DAUGHTER	<input type="checkbox"/> NIECE	<input type="checkbox"/> STEPDAUGHTER		
<input type="checkbox"/> BROTHER	<input type="checkbox"/> FATHER-IN-LAW	<input type="checkbox"/> COUSIN		
<input type="checkbox"/> SISTER	<input type="checkbox"/> MOTHER-IN-LAW	<input type="checkbox"/> HIRED MAN		
<input type="checkbox"/> FATHER	<input type="checkbox"/> SON-IN-LAW	<input type="checkbox"/> ROOMER		
<input checked="" type="checkbox"/> MOTHER	<input type="checkbox"/> DAUGHTER-IN-LAW	<input type="checkbox"/> SERVANT		
<input type="checkbox"/> GRANDSON	<input type="checkbox"/> BROTHER-IN-LAW	<input type="checkbox"/> OTHER (Specify)		
<input type="checkbox"/> GRANDDAUGHTER	<input type="checkbox"/> SISTER-IN-LAW			
<input type="checkbox"/> GRANDCHILD	<input type="checkbox"/> ORPHAN			

FORM 10 637
1910 CENSUS INDEX - INDIVIDUAL

U S. DEPARTMENT OF COMMERCE
BUREAU OF THE CENSUS

TEXAS

11300	HEAD OF FAMILY <i>White Margot</i>		ED <i>19</i>	SHEET <i>20</i>
COLOR <i>B</i>	AGE <i>22</i>	BIRTHPLACE	VOL <i>68</i>	
COUNTY <i>- Harris</i>		CITY <i>- Houston</i>		
OTHER MEMBERS OF FAMILY				
NAME		RELATION- SHIP	AGE	BIRTHPLACE
<i>Jennie Tucker</i>		<i>L</i>	<i>3</i>	
		<i>S</i>	<i>15</i> <i>12</i>	

FORM 10 636
1910 CENSUS INDEX - FAMILY

U. S. DEPARTMENT OF COMMERCE
BUREAU OF THE CENSUS

TEXAS
TEXAS

300		NAME OF INDIVIDUAL <i>Wyatt, Margaret</i>		E.D. <i>168</i>	<i>265</i>
COLOR <i>B</i>	AGE <i>50</i>	BIRTHPLACE <i>Alu</i>		VOL. <i>134</i>	
COUNTY <i>Waller</i>			CITY		
ENUMERATED WITH <i>Wyatt, Turner</i>					
RELATIONSHIP TO ABOVE					
<input type="checkbox"/> SON	<input type="checkbox"/> NEPHEW	<input type="checkbox"/> STEPSON			
<input type="checkbox"/> DAUGHTER	<input type="checkbox"/> NIECE	<input type="checkbox"/> STEPDAUGHTER			
<input type="checkbox"/> BROTHER	<input type="checkbox"/> FATHER-IN-LAW	<input type="checkbox"/> COUSIN			
<input type="checkbox"/> SISTER	<input type="checkbox"/> MOTHER-IN-LAW	<input type="checkbox"/> HIRED MAN			
<input type="checkbox"/> FATHER	<input type="checkbox"/> SON-IN-LAW	<input type="checkbox"/> ROOMER			
<input checked="" type="checkbox"/> MOTHER	<input type="checkbox"/> DAUGHTER-IN-LAW	<input type="checkbox"/> SERVANT			
<input type="checkbox"/> GRANDSON	<input type="checkbox"/> BROTHER-IN-LAW	<input type="checkbox"/> OTHER (Specify)			
<input type="checkbox"/> GRANDDAUGHTER	<input type="checkbox"/> SISTER-IN-LAW				
<input type="checkbox"/> GRANDCHILD	<input type="checkbox"/> ORPHAN				

FORM BC-627 19-5-67
FORMERLY 10-637

1910 CENSUS INDEX - INDIVIDUAL

U.S. DEPARTMENT OF COMMERCE
BUREAU OF THE CENSUS

TEXAS

11300		HEAD OF FAMILY		E.D.		SHEET	
COLOR	AGE	BIRTHPLACE		101		18	
B	43	Washington		VOL.		146	
COUNTY		CITY		Greenham			
OTHER MEMBERS OF FAMILY							
NAME		RELATION- Ship	AGE	BIRTHPLACE			
Lela		D	23				
Walter		D	20				

FORM 10-636

1910 CENSUS INDEX - FAMILY

U. S. DEPARTMENT OF COMMERCE
BUREAU OF THE CENSUS

TEXAS

W. 302	HEAD OF FAMILY		E.O.	SHEET
COLOR	AGE	BIRTHPLACE	205	129
W	70	Demp	VOL.	10.3
COUNTY	Mills	CITY	Goldsboro	
OTHER MEMBERS OF FAMILY				
NAME		RELATIONSHIP	AGE	BIRTHPLACE
1. Willie		S. S.	16	

FORM 10 636
1910 CENSUS INDEX - FAMILY

U.S. DEPARTMENT OF COMMERCE
BUREAU OF THE CENSUS

TEXAS

W300		NAME OF INDIVIDUAL		E.D.	SHEET
COLOR		AGE	BIRTHPLACE	85	51
B		68	Ala	VOL.	59
COUNTY			Gonzales	CITY	
ENUMERATED WITH					
Parr John T					
RELATIONSHIP TO ABOVE					
<input type="checkbox"/> SON	<input type="checkbox"/> NEPHEW	<input type="checkbox"/> STEPSON			
<input type="checkbox"/> DAUGHTER	<input type="checkbox"/> NIECE	<input type="checkbox"/> STEPDAUGHTER			
<input type="checkbox"/> BROTHER	<input type="checkbox"/> FATHER-IN-LAW	<input type="checkbox"/> COUSIN			
<input type="checkbox"/> SISTER	<input type="checkbox"/> MOTHER-IN-LAW	<input type="checkbox"/> HIRED MAN			
<input type="checkbox"/> FATHER	<input type="checkbox"/> SON-IN-LAW	<input type="checkbox"/> ROOMER			
<input type="checkbox"/> MOTHER	<input type="checkbox"/> DAUGHTER-IN-LAW	<input checked="" type="checkbox"/> SERVANT			
<input type="checkbox"/> GRANDSON	<input type="checkbox"/> BROTHER-IN-LAW	<input type="checkbox"/> OTHER (Specify)			
<input type="checkbox"/> GRANDDAUGHTER	<input type="checkbox"/> SISTER-IN-LAW				
<input type="checkbox"/> GRANDCHILD	<input type="checkbox"/> ORPHAN				

FORM 10-637
1910 CENSUS INDEX - INDIVIDUAL

U.S. DEPARTMENT OF COMMERCE
BUREAU OF THE CENSUS

TEXAS

00300	HEAD OF FAMILY <i>White</i>		E.D. <i>8</i>	SHEET <i>22</i>
COLOR <i>W</i>	AGE <i>45</i>	BIRTHPLACE <i>1</i>		VOL. <i>2</i>
COUNTY	<i>Angelina</i>		CITY	
OTHER MEMBERS OF FAMILY				
NAME		RELATION- SHIP	AGE	BIRTHPLACE
<i>Eva E</i>		<i>D</i>	<i>18</i>	
<i>Lucas</i>		<i>D</i>	<i>14</i>	
<i>Junyan</i>		<i>S</i>	<i>13</i>	
<i>11 B</i>				

FORM 10-636
1910 CENSUS INDEX - FAMILY

U. S. DEPARTMENT OF COMMERCE
BUREAU OF THE CENSUS

TEXAS

W300		NAME OF INDIVIDUAL <i>Wheat Margarette</i>		E.D. <i>1</i>	SHEET <i>9</i>
COLOR <i>B</i>	AGE <i>5</i>	BIRTHPLACE		VOL. <i>6</i>	
COUNTY <i>Brazos</i>			CITY		
ENUMERATED WITH <i>Hudson Lewis</i>					
RELATIONSHIP TO ABOVE					
<input type="checkbox"/> SON	<input type="checkbox"/> NEPHEW	<input type="checkbox"/> STEPSON			
<input type="checkbox"/> DAUGHTER	<input type="checkbox"/> NIECE	<input type="checkbox"/> STEPDAUGHTER			
<input type="checkbox"/> BROTHER	<input type="checkbox"/> FATHER-IN-LAW	<input type="checkbox"/> COUSIN			
<input type="checkbox"/> SISTER	<input type="checkbox"/> MOTHER-IN-LAW	<input type="checkbox"/> HIRED MAN			
<input type="checkbox"/> FATHER	<input type="checkbox"/> SON-IN-LAW	<input type="checkbox"/> ROOMER			
<input type="checkbox"/> MOTHER	<input type="checkbox"/> DAUGHTER-IN-LAW	<input type="checkbox"/> SERVANT			
<input type="checkbox"/> GRANDSON	<input type="checkbox"/> BROTHER-IN-LAW	<input type="checkbox"/> OTHER (Specify)			
<input checked="" type="checkbox"/> GRANDDAUGHTER	<input type="checkbox"/> SISTER-IN-LAW				
<input type="checkbox"/> GRANDCHILD	<input type="checkbox"/> ORPHAN				

FORM 10-637
1910 CENSUS INDEX - INDIVIDUAL

U. S. DEPARTMENT OF COMMERCE
BUREAU OF THE CENSUS

TEXAS

W300		NAME OF INDIVIDUAL <i>White Marguerite</i>		E.D. 79	SHEET 75
COLOR <i>Bc</i>	AGE 9	BIRTHPLACE		VOL. 97	
COUNTY <i>McLennan</i>			CITY <i>Waco</i>		
ENUMERATED WITH <i>Mackey John H</i>					
RELATIONSHIP TO ABOVE					
<input type="checkbox"/> SON	<input type="checkbox"/> NEPHEW	<input type="checkbox"/> STEPSON			
<input type="checkbox"/> DAUGHTER	<input checked="" type="checkbox"/> NIECE	<input type="checkbox"/> STEPDAUGHTER			
<input type="checkbox"/> BROTHER	<input type="checkbox"/> FATHER-IN-LAW	<input type="checkbox"/> COUSIN			
<input type="checkbox"/> SISTER	<input type="checkbox"/> MOTHER-IN-LAW	<input type="checkbox"/> HIRED MAN			
<input type="checkbox"/> FATHER	<input type="checkbox"/> SON-IN-LAW	<input type="checkbox"/> ROOMER			
<input type="checkbox"/> MOTHER	<input type="checkbox"/> DAUGHTER-IN-LAW	<input type="checkbox"/> SERVANT			
<input type="checkbox"/> GRANDSON	<input type="checkbox"/> BROTHER-IN-LAW	<input type="checkbox"/> OTHER (Specify)			
<input type="checkbox"/> GRANDDAUGHTER	<input type="checkbox"/> SISTER-IN-LAW				
<input type="checkbox"/> GRANDCHILD	<input type="checkbox"/> ORPHAN				

FORM 10-637

1910 CENSUS INDEX - INDIVIDUAL

U.S. DEPARTMENT OF COMMERCE
BUREAU OF THE CENSUS

TEXAS

W 300	HEAD OF FAMILY		E.D.	SHEET
	Wood Margaret J		264	101
COLOR	AGE	BIRTHPLACE	VOL.	
W	48	Ark	148	
COUNTY			CITY	
Wise				
OTHER MEMBERS OF FAMILY				
	NAME	RELATIONSHIP	AGE	BIRTHPLACE
-	Samuel B	S	24	
-	William W	S	19	
	Lillian E	D	17	
	Lizander W	D	14	

FORM 10-636
1910 CENSUS INDEX - FAMILY

U.S. DEPARTMENT OF COMMERCE
BUREAU OF THE CENSUS

TEXAS

W300 -	NAME OF INDIVIDUAL Wood, Margaret J		E.D. 154	SHEET 243
COLOR W	AGE 73	BIRTHPLACE Ala	VOL 92	
COUNTY Lubbock		CITY Lubbock		
ENUMERATED WITH Caraway John R				
RELATIONSHIP TO ABOVE				
<input type="checkbox"/> SON	<input type="checkbox"/> NEPHEW	<input type="checkbox"/> STEPSON		
<input type="checkbox"/> DAUGHTER	<input type="checkbox"/> NIECE	<input type="checkbox"/> STEPDAUGHTER		
<input type="checkbox"/> BROTHER	<input type="checkbox"/> FATHER-IN-LAW	<input type="checkbox"/> COUSIN		
<input type="checkbox"/> SISTER	<input checked="" type="checkbox"/> MOTHER-IN-LAW	<input type="checkbox"/> HIRED MAN		
<input type="checkbox"/> FATHER	<input type="checkbox"/> SON-IN-LAW	<input type="checkbox"/> ROOMER		
<input type="checkbox"/> MOTHER	<input type="checkbox"/> DAUGHTER-IN-LAW	<input type="checkbox"/> SERVANT		
<input type="checkbox"/> GRANDSON	<input type="checkbox"/> BROTHER-IN-LAW	<input type="checkbox"/> OTHER (Specify)		
<input type="checkbox"/> GRANDDAUGHTER	<input type="checkbox"/> SISTER-IN-LAW			
<input type="checkbox"/> GRANDCHILD	<input type="checkbox"/> ORPHAN			

FORM 10 637
1910 CENSUS INDEX - INDIVIDUAL

U.S. DEPARTMENT OF COMMERCE
BUREAU OF THE CENSUS

TEXAS

W300	NAME OF INDIVIDUAL Whitt Margaret F		E.D. 13	SHEET 5
COLOR W	AGE 62	BIRTHPLACE	VOL. 29	
COUNTY Comanche		CITY		
ENUMERATED WITH Morse George H. (apparently mother of boarder)				
RELATIONSHIP TO ABOVE				
<input type="checkbox"/> SON	<input type="checkbox"/> NEPHEW	<input type="checkbox"/> STEPSON		
<input type="checkbox"/> DAUGHTER	<input type="checkbox"/> NIECE	<input type="checkbox"/> STEPDAUGHTER		
<input type="checkbox"/> BROTHER	<input type="checkbox"/> FATHER-IN-LAW	<input type="checkbox"/> COUSIN		
<input type="checkbox"/> SISTER	<input type="checkbox"/> MOTHER-IN-LAW	<input type="checkbox"/> HIRED MAN		
<input type="checkbox"/> FATHER	<input type="checkbox"/> SON-IN-LAW	<input type="checkbox"/> ROOMER		
<input checked="" type="checkbox"/> MOTHER	<input type="checkbox"/> DAUGHTER-IN-LAW	<input type="checkbox"/> SERVANT		
<input type="checkbox"/> GRANDSON	<input type="checkbox"/> BROTHER-IN-LAW	<input type="checkbox"/> OTHER (Specify)		
<input type="checkbox"/> GRANDDAUGHTER	<input type="checkbox"/> SISTER-IN-LAW			
<input type="checkbox"/> GRANDCHILD	<input type="checkbox"/> ORPHAN			

FORM 10-637
1910 CENSUS INDEX - INDIVIDUAL

U.S. DEPARTMENT OF COMMERCE
BUREAU OF THE CENSUS

TEXAS

W 300	NAME OF INDIVIDUAL <i>White Margerit</i>		E.D. <i>139</i>	SHEET <i>134</i>
COLOR <i>mu</i>	AGE <i>69</i>	BIRTHPLACE	VOL. <i>101</i>	
COUNTY <i>Matagorda</i>		CITY		
ENUMERATED WITH <i>Adam, Isaac</i>				
RELATIONSHIP TO ABOVE				
<input type="checkbox"/> SON	<input type="checkbox"/> NEPHEW	<input type="checkbox"/> STEPSON		
<input type="checkbox"/> DAUGHTER	<input type="checkbox"/> NIECE	<input type="checkbox"/> STEPDAUGHTER		
<input type="checkbox"/> BROTHER	<input type="checkbox"/> FATHER-IN-LAW	<input type="checkbox"/> COUSIN		
<input type="checkbox"/> SISTER	<input type="checkbox"/> MOTHER-IN-LAW	<input type="checkbox"/> HIRED MAN		
<input type="checkbox"/> FATHER	<input type="checkbox"/> SON-IN-LAW	<input type="checkbox"/> ROOMER		
<input type="checkbox"/> MOTHER	<input type="checkbox"/> DAUGHTER-IN-LAW	<input type="checkbox"/> SERVANT		
<input type="checkbox"/> GRANDSON	<input type="checkbox"/> BROTHER-IN-LAW	<input checked="" type="checkbox"/> OTHER (Specify) <i>HK</i>		
<input type="checkbox"/> GRANDDAUGHTER	<input type="checkbox"/> SISTER-IN-LAW			
<input type="checkbox"/> GRANDCHILD	<input type="checkbox"/> ORPHAN			

FORM 10-637
1910 CENSUS INDEX - INDIVIDUAL

U. S. DEPARTMENT OF COMMERCE
BUREAU OF THE CENSUS

TEXAS

W 300	NAME OF INDIVIDUAL <i>Wood, Margaret</i>		E.D. 43	SHEET 75
COLOR <i>W</i>	AGE 32	BIRTHPLACE <i>Mo.</i>	VOL. 121	
COUNTY Rusk		CITY		
ENUMERATED WITH <i>Miller, Lola</i>				
RELATIONSHIP TO ABOVE				
<input type="checkbox"/> SON	<input type="checkbox"/> NEPHEW	<input type="checkbox"/> STEPSON		
<input type="checkbox"/> DAUGHTER	<input type="checkbox"/> NIECE	<input type="checkbox"/> STEPDAUGHTER		
<input type="checkbox"/> BROTHER	<input type="checkbox"/> FATHER-IN-LAW	<input type="checkbox"/> COUSIN		
<input type="checkbox"/> SISTER	<input type="checkbox"/> MOTHER-IN-LAW	<input type="checkbox"/> HIRED MAN		
<input type="checkbox"/> FATHER	<input type="checkbox"/> SON-IN-LAW	<input checked="" type="checkbox"/> ROOMER		
<input type="checkbox"/> MOTHER	<input type="checkbox"/> DAUGHTER-IN-LAW	<input type="checkbox"/> SERVANT		
<input type="checkbox"/> GRANDSON	<input type="checkbox"/> BROTHER-IN-LAW	<input type="checkbox"/> OTHER (Specify)		
<input type="checkbox"/> GRANDDAUGHTER	<input type="checkbox"/> SISTER-IN-LAW			
<input type="checkbox"/> GRANDCHILD	<input type="checkbox"/> ORPHAN			

FORM 10-637

1910 CENSUS INDEX - INDIVIDUAL

U. S. DEPARTMENT OF COMMERCE
BUREAU OF THE CENSUS

TEXAS

W300	NAME OF INDIVIDUAL <i>Witt Margaret</i>		E.D. <i>42</i>	SHEET <i>5</i>
COLOR <i>W</i>	AGE <i>82</i>	BIRTHPLACE <i>Mo</i>	VOL. <i>27</i>	
COUNTY <i>Collingsworth</i>		CITY		
ENUMERATED WITH <i>Phillips William</i>				
RELATIONSHIP TO ABOVE				
<input type="checkbox"/> SON	<input type="checkbox"/> NEPHEW	<input type="checkbox"/> STEPSON		
<input type="checkbox"/> DAUGHTER	<input type="checkbox"/> NIECE	<input type="checkbox"/> STEPDAUGHTER		
<input type="checkbox"/> BROTHER	<input type="checkbox"/> FATHER-IN-LAW	<input type="checkbox"/> COUSIN		
<input type="checkbox"/> SISTER	<input checked="" type="checkbox"/> MOTHER-IN-LAW	<input type="checkbox"/> HIRED MAN		
<input type="checkbox"/> FATHER	<input type="checkbox"/> SON-IN-LAW	<input type="checkbox"/> ROOMER		
<input type="checkbox"/> MOTHER	<input type="checkbox"/> DAUGHTER-IN-LAW	<input type="checkbox"/> SERVANT		
<input type="checkbox"/> GRANDSON	<input type="checkbox"/> BROTHER-IN-LAW	<input type="checkbox"/> OTHER (Specify)		
<input type="checkbox"/> GRANDDAUGHTER	<input type="checkbox"/> SISTER-IN-LAW			
<input type="checkbox"/> GRANDCHILD	<input type="checkbox"/> ORPHAN			

FORM 10-637
1910 CENSUS-INDEX - INDIVIDUAL

U.S. DEPARTMENT OF COMMERCE
BUREAU OF THE CENSUS

TEXAS

W 300	NAME OF INDIVIDUAL <i>White - Margaret</i>		E.O. <i>84</i>	SHEET <i>109</i>
COLOR <i>W</i>	AGE <i>63</i>	BIRTHPLACE	VOL. <i>61</i>	
COUNTY <i>Grayson</i>		CITY <i>Merison</i>		
ENUMERATED WITH <i>No head shown</i>				
RELATIONSHIP TO ABOVE				
<input type="checkbox"/> SON	<input type="checkbox"/> NEPHEW	<input type="checkbox"/> STEPSON		
<input type="checkbox"/> DAUGHTER	<input type="checkbox"/> NIECE	<input type="checkbox"/> STEPDAUGHTER		
<input type="checkbox"/> BROTHER	<input type="checkbox"/> FATHER-IN-LAW	<input type="checkbox"/> COUSIN		
<input type="checkbox"/> SISTER	<input type="checkbox"/> MOTHER-IN-LAW	<input type="checkbox"/> HIRED MAN		
<input type="checkbox"/> FATHER	<input type="checkbox"/> SON-IN-LAW	<input checked="" type="checkbox"/> ROOMER		
<input type="checkbox"/> MOTHER	<input type="checkbox"/> DAUGHTER-IN-LAW	<input type="checkbox"/> SERVANT		
<input type="checkbox"/> GRANDSON	<input type="checkbox"/> BROTHER-IN-LAW	<input type="checkbox"/> OTHER (Specify)		
<input type="checkbox"/> GRANDDAUGHTER	<input type="checkbox"/> SISTER-IN-LAW			
<input type="checkbox"/> GRANDCHILD	<input type="checkbox"/> ORPHAN			

FORM 10-637

1910 CENSUS INDEX - INDIVIDUAL

U.S. DEPARTMENT OF COMMERCE
BUREAU OF THE CENSUS

TEXAS

W300	HEAD OF FAMILY		E.O.	SHEET
	Wyatt Margaret		57	10
COLOR	AGE	BIRTHPLACE	VOL.	
W	70	Unknown	31	
COUNTY	CITY			
	Cooke			
OTHER MEMBERS OF FAMILY				
NAME		RELATIONSHIP	AGE	BIRTHPLACE
- Lives alone				

FORM 10-636
1910 CENSUS INDEX - FAMILY

U. S. DEPARTMENT OF COMMERCE
BUREAU OF THE CENSUS

TEXAS

W 300 -		NAME OF INDIVIDUAL Wood Margaret		E.D. 150	SHEET 197
COLOR W	AGE 17	BIRTHPLACE Victoria		VOL. 123	
COUNTY		Victoria	CITY Victoria CITY		
ENUMERATED WITH Kreese Louis G					
RELATIONSHIP TO ABOVE					
<input type="checkbox"/> SON	<input type="checkbox"/> NEPHEW	<input type="checkbox"/> STEPSON			
<input type="checkbox"/> DAUGHTER	<input type="checkbox"/> NIECE	<input checked="" type="checkbox"/> STEPDAUGHTER			
<input type="checkbox"/> BROTHER	<input type="checkbox"/> FATHER-IN-LAW	<input type="checkbox"/> COUSIN			
<input type="checkbox"/> SISTER	<input type="checkbox"/> MOTHER-IN-LAW	<input type="checkbox"/> HIRED MAN			
<input type="checkbox"/> FATHER	<input type="checkbox"/> SON-IN-LAW	<input type="checkbox"/> ROOMER			
<input type="checkbox"/> MOTHER	<input type="checkbox"/> DAUGHTER-IN-LAW	<input type="checkbox"/> SERVANT			
<input type="checkbox"/> GRANDSON	<input type="checkbox"/> BROTHER-IN-LAW	<input type="checkbox"/> OTHER (Specify)			
<input type="checkbox"/> GRANDDAUGHTER	<input type="checkbox"/> SISTER-IN-LAW				
<input type="checkbox"/> GRANDCHILD	<input type="checkbox"/> ORPHAN				

FORM BC-627 (8-5-57)
FORMERLY 10-637

1910 CENSUS INDEX - INDIVIDUAL

U.S. DEPARTMENT OF COMMERCE
BUREAU OF THE CENSUS

10300		NAME OF INDIVIDUAL		TEXAS	
COLOR		AGE		E.D.	SHEET
W		23		83	63
COUNTY		BIRTHPLACE		VOL.	
Harris				66	
ENUMERATED WITH		CITY		Houston	
		no head shown			
RELATIONSHIP TO ABOVE					
<input type="checkbox"/> SON	<input type="checkbox"/> NEPHEW	<input type="checkbox"/> STEPSON			
<input type="checkbox"/> DAUGHTER	<input type="checkbox"/> NIECE	<input type="checkbox"/> STEPDAUGHTER			
<input type="checkbox"/> BROTHER	<input type="checkbox"/> FATHER-IN-LAW	<input type="checkbox"/> COUSIN			
<input type="checkbox"/> SISTER	<input type="checkbox"/> MOTHER-IN-LAW	<input type="checkbox"/> HUSBAND			
<input type="checkbox"/> FATHER	<input type="checkbox"/> SON-IN-LAW	<input checked="" type="checkbox"/> ROOMER			
<input type="checkbox"/> MOTHER	<input type="checkbox"/> DAUGHTER-IN-LAW	<input type="checkbox"/> SERVANT			
<input type="checkbox"/> GRANDSON	<input type="checkbox"/> BROTHER-IN-LAW	<input type="checkbox"/> OTHER (Specify)			
<input type="checkbox"/> GRANDDAUGHTER	<input type="checkbox"/> SISTER-IN-LAW				
<input type="checkbox"/> GRANDCHILD	<input type="checkbox"/> ORPHAN				

FORM 10.637
1910 CENSUS INDEX - INDIVIDUAL

U. S. DEPARTMENT OF COMMERCE
BUREAU OF THE CENSUS

TEXAS

W300	NAME OF INDIVIDUAL <i>White Margarete</i>		E.D. <i>104</i>	SHEET <i>391</i>
COLOR <i>W</i>	AGE <i>1</i>	BIRTHPLACE <i>Miss</i>	VOL. <i>66</i>	
COUNTY <i>Harris</i>		CITY <i>Houston</i>		
ENUMERATED WITH <i>Gripp Stephen</i>				
RELATIONSHIP TO ABOVE				
<input type="checkbox"/> SON	<input type="checkbox"/> NEPHEW	<input type="checkbox"/> STEPSON		
<input type="checkbox"/> DAUGHTER	<input type="checkbox"/> NIECE	<input type="checkbox"/> STEPDAUGHTER		
<input type="checkbox"/> BROTHER	<input type="checkbox"/> FATHER-IN-LAW	<input type="checkbox"/> COUSIN		
<input type="checkbox"/> SISTER	<input type="checkbox"/> MOTHER-IN-LAW	<input type="checkbox"/> HIRED MAN		
<input type="checkbox"/> FATHER	<input type="checkbox"/> SON-IN-LAW	<input checked="" type="checkbox"/> BOONER		
<input type="checkbox"/> MOTHER	<input type="checkbox"/> DAUGHTER-IN-LAW	<input type="checkbox"/> SERVANT		
<input type="checkbox"/> GRANDSON	<input type="checkbox"/> BROTHER-IN-LAW	<input type="checkbox"/> OTHER (<i>Specify</i>)		
<input type="checkbox"/> GRANDDAUGHTER	<input type="checkbox"/> SISTER-IN-LAW			
<input type="checkbox"/> GRANDCHILD	<input type="checkbox"/> ORPHAN			

FORM 10 637
1910 CENSUS INDEX - INDIVIDUAL

U. S. DEPARTMENT OF COMMERCE
BUREAU OF THE CENSUS

TEXAS

W300	NAME OF INDIVIDUAL <i>Wipatt, Margaret C</i>		E.D. <i>14</i>	SHEET <i>11</i>
COLOR <i>W</i>	AGE <i>69</i>	BIRTHPLACE <i>Mo.</i>	VOL. <i>16</i>	
COUNTY		CITY		
ENUMERATED WITH <i>Callahan</i>				
RELATIONSHIP TO ABOVE <i>Wipatt, Henry M.</i>				
<input type="checkbox"/> SON	<input type="checkbox"/> NEPHEW	<input type="checkbox"/> STEPSON		
<input type="checkbox"/> DAUGHTER	<input type="checkbox"/> NIECE	<input type="checkbox"/> STEPDAUGHTER		
<input type="checkbox"/> BROTHER	<input type="checkbox"/> FATHER-IN-LAW	<input type="checkbox"/> COUSIN		
<input type="checkbox"/> SISTER	<input type="checkbox"/> MOTHER-IN-LAW	<input type="checkbox"/> HIRED MAN		
<input type="checkbox"/> FATHER	<input type="checkbox"/> SON-IN-LAW	<input type="checkbox"/> ROOMER		
<input checked="" type="checkbox"/> MOTHER	<input type="checkbox"/> DAUGHTER-IN-LAW	<input type="checkbox"/> SERVANT		
<input type="checkbox"/> GRANDSON	<input type="checkbox"/> BROTHER-IN-LAW	<input type="checkbox"/> OTHER (Specify)		
<input type="checkbox"/> GRANDDAUGHTER	<input type="checkbox"/> SISTER-IN-LAW			
<input type="checkbox"/> GRANDCHILD	<input type="checkbox"/> ORPHAN			

FORM 10 637
1910 CENSUS INDEX - INDIVIDUAL

U. S. DEPARTMENT OF COMMERCE
BUREAU OF THE CENSUS

TEXAS

W300	HEAD OF FAMILY		White Margaret		S.D.	SHEET
COLOR	AGE	BIRTHPLACE			VOL.	
Wm	65	La			137	
COUNTY			CITY			
Travis			Austin			
OTHER MEMBERS OF FAMILY						
NAME		RELATIONSHIP	AGE	BIRTHPLACE		
Howard		S	45			

FORM 10 636
1910 CENSUS INDEX - FAMILY

U. S. DEPARTMENT OF COMMERCE
BUREAU OF THE CENSUS

TEXAS

10350		NAME OF INDIVIDUAL		E.C.		SHEET	
COLOR		AGE		BIRTHPLACE		VOL.	
W		60		Ala.		66 28 32	
COUNTY				CITY			
Cottle							
ENUMERATED WITH							
Case, Albert T.							
RELATIONSHIP TO ABOVE							
<input type="checkbox"/> SON	<input type="checkbox"/> NEPHEW	<input type="checkbox"/> STEPSON					
<input type="checkbox"/> DAUGHTER	<input type="checkbox"/> NIECE	<input type="checkbox"/> STEPDAUGHTER					
<input type="checkbox"/> BROTHER	<input type="checkbox"/> FATHER-IN-LAW	<input type="checkbox"/> COUSIN					
<input type="checkbox"/> SISTER	<input checked="" type="checkbox"/> MOTHER-IN-LAW	<input type="checkbox"/> HIRED MAN					
<input type="checkbox"/> FATHER	<input type="checkbox"/> SON-IN-LAW	<input type="checkbox"/> ROOMER					
<input type="checkbox"/> MOTHER	<input type="checkbox"/> DAUGHTER-IN-LAW	<input type="checkbox"/> SERVANT					
<input type="checkbox"/> GRANDSON	<input type="checkbox"/> BROTHER-IN-LAW	<input type="checkbox"/> OTHER (Specify)					
<input type="checkbox"/> GRANDDAUGHTER	<input type="checkbox"/> SISTER-IN-LAW						
<input type="checkbox"/> GRANDCHILD	<input type="checkbox"/> ORPHAN						

FORM 10-637
1910 CENSUS INDEX - INDIVIDUAL

U.S. DEPARTMENT OF COMMERCE
BUREAU OF THE CENSUS

TEXAS

W300		NAME OF INDIVIDUAL		E.O.	SHEET
COLOR	AGE	BIRTHPLACE		65	186
	W 7	Texas		VOL.	36
COUNTY			CITY		
ENUMERATED WITH					
Collie, Wannie					
RELATIONSHIP TO ABOVE					
<input type="checkbox"/> SON	<input type="checkbox"/> NEPHEW	<input type="checkbox"/> STEPSON			
<input type="checkbox"/> DAUGHTER	<input type="checkbox"/> NIECE	<input type="checkbox"/> STEPDAUGHTER			
<input type="checkbox"/> BROTHER	<input type="checkbox"/> FATHER-IN-LAW	<input type="checkbox"/> COUSIN			
<input type="checkbox"/> SISTER	<input type="checkbox"/> MOTHER-IN-LAW	<input type="checkbox"/> HIRED MAN			
<input type="checkbox"/> FATHER	<input type="checkbox"/> SON-IN-LAW	<input checked="" type="checkbox"/> ROOMER			
<input type="checkbox"/> MOTHER	<input type="checkbox"/> DAUGHTER-IN-LAW	<input type="checkbox"/> SERVANT			
<input type="checkbox"/> GRANDSON	<input type="checkbox"/> BROTHER-IN-LAW	<input type="checkbox"/> OTHER (Specify)			
<input type="checkbox"/> GRANDDAUGHTER	<input type="checkbox"/> SISTER-IN-LAW				
<input type="checkbox"/> GRANDCHILD	<input type="checkbox"/> ORPHAN				

FORM 10-637
 1910 CENSUS INDEX - INDIVIDUAL

U.S. DEPARTMENT OF COMMERCE
 BUREAU OF THE CENSUS

TEXAS

W 300	NAME OF INDIVIDUAL White Margaret		E.O. 29	SHEET 37
COLOR W	AGE 50	BIRTHPLACE Mich	VOL. 33	
COUNTY Dallas		CITY Dallas		
ENUMERATED WITH Ogden Robt.				
RELATIONSHIP TO ABOVE				
<input type="checkbox"/> SON	<input type="checkbox"/> NEPHEW	<input type="checkbox"/> STEPSON		
<input type="checkbox"/> DAUGHTER	<input type="checkbox"/> NIECE	<input type="checkbox"/> STEPDAUGHTER		
<input type="checkbox"/> BROTHER	<input type="checkbox"/> FATHER-IN-LAW	<input type="checkbox"/> COUSIN		
<input type="checkbox"/> SISTER	<input type="checkbox"/> MOTHER-IN-LAW	<input type="checkbox"/> HIRED-MAN		
<input type="checkbox"/> FATHER	<input type="checkbox"/> SON-IN-LAW	<input checked="" type="checkbox"/> ROOMER		
<input type="checkbox"/> MOTHER	<input type="checkbox"/> DAUGHTER-IN-LAW	<input type="checkbox"/> SERVANT		
<input type="checkbox"/> GRANDSON	<input type="checkbox"/> BROTHER-IN-LAW	<input type="checkbox"/> OTHER (Specify)		
<input type="checkbox"/> GRANDDAUGHTER	<input type="checkbox"/> SISTER-IN-LAW			
<input type="checkbox"/> GRANDCHILD	<input type="checkbox"/> ORPHAN			

FORM 10.637

1910 CENSUS INDEX - INDIVIDUAL

U. S. DEPARTMENT OF COMMERCE
BUREAU OF THE CENSUS

TEXAS

W 200	NAME OF INDIVIDUAL Wright Margaret		E.D. 4	SHEET 5
COLOR W	AGE 60	BIRTHPLACE Ala.	VOL. 16	
COUNTY Brazos		CITY		
ENUMERATED WITH Lhornburg Henry				
RELATIONSHIP TO ABOVE				
<input type="checkbox"/> SON	<input type="checkbox"/> NEPHEW	<input type="checkbox"/> STEPSON		
<input type="checkbox"/> DAUGHTER	<input type="checkbox"/> NIECE	<input type="checkbox"/> STEPDAUGHTER		
<input type="checkbox"/> BROTHER	<input type="checkbox"/> FATHER-IN-LAW	<input type="checkbox"/> COUSIN		
<input type="checkbox"/> SISTER	<input checked="" type="checkbox"/> MOTHER-IN-LAW	<input type="checkbox"/> HIRED MAN		
<input type="checkbox"/> FATHER	<input type="checkbox"/> SON-IN-LAW	<input type="checkbox"/> ROOMER		
<input type="checkbox"/> MOTHER	<input type="checkbox"/> DAUGHTER-IN-LAW	<input type="checkbox"/> SERVANT		
<input type="checkbox"/> GRANDSON	<input type="checkbox"/> BROTHER-IN-LAW	<input type="checkbox"/> OTHER (Specify)		
<input type="checkbox"/> GRANDDAUGHTER	<input type="checkbox"/> SISTER-IN-LAW			
<input type="checkbox"/> GRANDCHILD	<input type="checkbox"/> ORPHAN			

FORM 10-637
1910 CENSUS INDEX - INDIVIDUAL

U. S. DEPARTMENT OF COMMERCE
BUREAU OF THE CENSUS

TEXAS

u370	HEAD OF FAMILY		Witt Marcus L		E.D.	SHEET
COLOR	AGE	BIRTHPLACE		VOL.		
W	26			30		
COUNTY	Concho		CITY			
OTHER MEMBERS OF FAMILY						
NAME		RELATIONSHIP	AGE	BIRTHPLACE		
Jada D		W	23			
Hermand		S	14 1/2			

FORM 10-636
1910 CENSUS INDEX - FAMILY

U.S. DEPARTMENT OF COMMERCE,
BUREAU OF THE CENSUS

TEXAS

10300		HEAD OF FAMILY		E.D.	SHEET
W		Wood Marcus L		126	57
COLOR	AGE	BIRTHPLACE		VOL.	
W	50	Ark.		117	
COUNTY			CITY		
Red River					
OTHER MEMBERS OF FAMILY					
NAME		RELATIONSHIP	AGE	BIRTHPLACE	
Mary E		W	54	Ohio	
Robert L		S	15		
Walter Mac		D	12		
George L		S	15		
Emanuel E		S	12		

FORM 10 636
1910 CENSUS INDEX - FAMILY

U. S. DEPARTMENT OF COMMERCE
BUREAU OF THE CENSUS

TEXAS

W300	NAME OF INDIVIDUAL White, Marcella		E.D. 72	SHEET 236
COLOR B	AGE 11	BIRTHPLACE	VOL. 137	
COUNTY Travis		CITY Austin		
ENUMERATED WITH Jackson, Andrew				
RELATIONSHIP TO ABOVE				
<input type="checkbox"/> SON	<input type="checkbox"/> NEPHEW	<input type="checkbox"/> STEPSON		
<input type="checkbox"/> DAUGHTER	<input type="checkbox"/> NIECE	<input checked="" type="checkbox"/> STEPDAUGHTER		
<input type="checkbox"/> BROTHER	<input type="checkbox"/> FATHER-IN-LAW	<input type="checkbox"/> COUSIN		
<input type="checkbox"/> SISTER	<input type="checkbox"/> MOTHER-IN-LAW	<input type="checkbox"/> HIRED MAN		
<input type="checkbox"/> FATHER	<input type="checkbox"/> SON-IN-LAW	<input type="checkbox"/> ROOMER		
<input type="checkbox"/> MOTHER	<input type="checkbox"/> DAUGHTER-IN-LAW	<input type="checkbox"/> SERVANT		
<input type="checkbox"/> GRANDSON	<input type="checkbox"/> BROTHER-IN-LAW	<input type="checkbox"/> OTHER (Specify)		
<input type="checkbox"/> GRANDDAUGHTER	<input type="checkbox"/> SISTER-IN-LAW			
<input type="checkbox"/> GRANDCHILD	<input type="checkbox"/> ORPHAN			

FORM 10-637
1910 CENSUS INDEX - INDIVIDUAL

U.S. DEPARTMENT OF COMMERCE
BUREAU OF THE CENSUS

TEXAS

11300		NAME OF INDIVIDUAL		E. D.	SHEET
White		Manwell		132	104
COLOR	AGE	BIRTHPLACE		VOL.	
13	2			149	
COUNTY		CITY			
Wood					
ENUMERATED WITH					
Washington Louis					
RELATIONSHIP TO ABOVE					
<input type="checkbox"/> SON	<input type="checkbox"/> NEPHEW	<input checked="" type="checkbox"/> STEPSON			
<input type="checkbox"/> DAUGHTER	<input type="checkbox"/> NIECE	<input type="checkbox"/> STEPDAUGHTER			
<input type="checkbox"/> BROTHER	<input type="checkbox"/> FATHER-IN-LAW	<input type="checkbox"/> COUSIN			
<input type="checkbox"/> SISTER	<input type="checkbox"/> MOTHER-IN-LAW	<input type="checkbox"/> HIRED MAN			
<input type="checkbox"/> FATHER	<input type="checkbox"/> SON-IN-LAW	<input type="checkbox"/> ROOMER			
<input type="checkbox"/> MOTHER	<input type="checkbox"/> DAUGHTER-IN-LAW	<input type="checkbox"/> SERVANT			
<input type="checkbox"/> GRANDSON	<input type="checkbox"/> BROTHER-IN-LAW	<input type="checkbox"/> OTHER (Specify)			
<input type="checkbox"/> GRANDDAUGHTER	<input type="checkbox"/> SISTER-IN-LAW				
<input type="checkbox"/> GRANDCHILD	<input type="checkbox"/> ORPHAN				

FORM BC-627 (5-3-67)
FORMERLY 10-637

1910 CENSUS INDEX - INDIVIDUAL

U.S. DEPARTMENT OF COMMERCE
BUREAU OF THE CENSUS

TEXAS

W 300		NAME OF INDIVIDUAL		E.D.	SHEET
COLOR	AGE	BIRTHPLACE		66	394
B	20			VOL.	102
COUNTY			CITY		
Milam					
ENUMERATED WITH					
Thompson, Allison					
RELATIONSHIP TO ABOVE					
<input type="checkbox"/> SON	<input type="checkbox"/> NEPHEW	<input type="checkbox"/> STEPSON			
<input type="checkbox"/> DAUGHTER	<input type="checkbox"/> NIECE	<input type="checkbox"/> STEPDAUGHTER			
<input type="checkbox"/> BROTHER	<input type="checkbox"/> FATHER-IN-LAW	<input type="checkbox"/> COUSIN			
<input type="checkbox"/> SISTER	<input type="checkbox"/> MOTHER-IN-LAW	<input type="checkbox"/> HIRED MAN			
<input type="checkbox"/> FATHER	<input type="checkbox"/> SON-IN-LAW	<input checked="" type="checkbox"/> ROOMER			
<input type="checkbox"/> MOTHER	<input type="checkbox"/> DAUGHTER-IN-LAW	<input type="checkbox"/> SERVANT			
<input type="checkbox"/> GRANDSON	<input type="checkbox"/> BROTHER-IN-LAW	<input type="checkbox"/> OTHER (Specify)			
<input type="checkbox"/> GRANDDAUGHTER	<input type="checkbox"/> SISTER-IN-LAW				
<input type="checkbox"/> GRANDCHILD	<input type="checkbox"/> ORPHAN				

FORM 10-637
1910 CENSUS INDEX - INDIVIDUAL

U.S. DEPARTMENT OF COMMERCE
BUREAU OF THE CENSUS

TEXAS

26-300		HEAD OF FAMILY -		Wood Wilson		E.D.	SHEET
COLOR	AGE	BIRTHPLACE				175	392
	16					VOL. 110	
COUNTY				CITY			
Nolan				Britton			
OTHER MEMBERS OF FAMILY							
NAME		RELATIONSHIP	AGE	BIRTHPLACE			
Matter		W	33				
T. B. B.		D	13				
M. B. B.		S	1				
J. B. B.							
4/1/20							

FORM 10 636

1910 CENSUS INDEX - FAMILY

U.S. DEPARTMENT OF COMMERCE
BUREAU OF THE CENSUS

TEXAS

11307		HEAD OF FAMILY		White, Mann		E.D.	SHEET
COLOR	AGE	BIRTHPLACE				85	21
B	27					VOL.	
COUNTY				CITY		39	
Denton							
OTHER MEMBERS OF FAMILY							
NAME		RELATIONSHIP	AGE	BIRTHPLACE			
Mattie		W	24				
Mollie		D	7				
Mitchell		S	6				

FORM 10-636
1910 CENSUS INDEX - FAMILY

U.S. DEPARTMENT OF COMMERCE
BUREAU OF THE CENSUS

TEXAS

U. 300		HEAD OF FAMILY <i>Arthur Mandy</i>		E.D. 35	SHEET 7
COLOR <i>W</i>	AGE 38	BIRTHPLACE		VOL. 19	
COUNTY — Caldwell			CITY		
OTHER MEMBERS OF FAMILY					
NAME		RELATION- SHIP	AGE	BIRTHPLACE	
<i>Marion J.</i>		<i>W</i>	<i>32</i>		
<i>Pearl</i>		<i>D</i>	<i>12</i>		
<i>Susie G.</i>		<i>D</i>	<i>8</i>		

FORM 10-636
1910 CENSUS INDEX - FAMILY

U.S. DEPARTMENT OF COMMERCE
BUREAU OF THE CENSUS

TEXAS

W300		HEAD OF FAMILY		Wyatt Manning Ci		E.D.	SHEET
COLOR	W	AGE	33	BIRTHPLACE		59	12
COUNTY	Cooke			CITY		VOL.	31
OTHER MEMBERS OF FAMILY							
NAME		RELATIONSHIP	AGE	BIRTHPLACE			
Attie		W.	32				
Lowell		S	9				
Leonard		S	7				
Robert		S	5				
Margaret		D	4				
			12				

FORM 10 636
1910 CENSUS INDEX - FAMILY

U.S. DEPARTMENT OF COMMERCE
BUREAU OF THE CENSUS

TEXAS

W300	HEAD OF FAMILY		White Mandy	E.D.	SHEET
COLOR	AGE	BIRTHPLACE		24	18
W	44	Mo		VOL.	27
COUNTY	Collin		CITY		
OTHER MEMBERS OF FAMILY					
NAME		RELATIONSHIP	AGE	BIRTHPLACE	
McMahon, Corvey		S	19		
Meyler		D	17		
Steve -		S	15		
Marcus		S	13		

FORM 10-836
1910 CENSUS INDEX - FAMILY

U.S. DEPARTMENT OF COMMERCE
BUREAU OF THE CENSUS

TEXAS

W 3.00		NAME OF INDIVIDUAL <i>White Mandy</i>		E.D. <i>104</i>	SHEET <i>124</i>
COLOR <i>B</i>	AGE <i>63</i>	BIRTHPLACE		VOL. <i>66</i>	
COUNTY <i>Harris</i>			CITY <i>Houston</i>		
ENUMERATED WITH <i>Harvey George</i>					
RELATIONSHIP TO ABOVE					
<input type="checkbox"/> SON	<input type="checkbox"/> NEPHEW	<input type="checkbox"/> STEPSON			
<input type="checkbox"/> DAUGHTER	<input type="checkbox"/> NIECE	<input type="checkbox"/> STEPDAUGHTER			
<input type="checkbox"/> BROTHER	<input type="checkbox"/> FATHER-IN-LAW	<input type="checkbox"/> COUSIN			
<input type="checkbox"/> SISTER	<input checked="" type="checkbox"/> MOTHER-IN-LAW	<input type="checkbox"/> HIRED MAN			
<input type="checkbox"/> FATHER	<input type="checkbox"/> SON-IN-LAW	<input type="checkbox"/> ROOMER			
<input type="checkbox"/> MOTHER	<input type="checkbox"/> DAUGHTER-IN-LAW	<input type="checkbox"/> SERVANT			
<input type="checkbox"/> GRANDSON	<input type="checkbox"/> BROTHER-IN-LAW	<input type="checkbox"/> OTHER (<i>Specify</i>)			
<input type="checkbox"/> GRANDDAUGHTER	<input type="checkbox"/> SISTER-IN-LAW				
<input type="checkbox"/> GRANDCHILD	<input type="checkbox"/> ORPHAN				

FORM 10-637

1910 CENSUS INDEX - INDIVIDUAL

U.S. DEPARTMENT OF COMMERCE
BUREAU OF THE CENSUS

TEXAS

W300	HEAD OF FAMILY		White, Mandy		E.O.	SHEET
COLOR	AGE	BIRTHPLACE		E.O.	82	315
White	26			VOL.	59	
COUNTY	Gonzales		CITY			
			Gonzales			
OTHER MEMBERS OF FAMILY						
	NAME	RELATIONSHIP	AGE	BIRTHPLACE		
	Jax	S	10			
	Terfield	S	8			

FORM 10-636
1910 CENSUS INDEX - FAMILY

U.S. DEPARTMENT OF COMMERCE
BUREAU OF THE CENSUS

TEXAS

10800	HEAD OF FAMILY		E.D.	SHEET
COLOR	AGE	BIRTHPLACE	73	120
Mrs	54		VOL.	125
COUNTY	Smith	CITY		
OTHER MEMBERS OF FAMILY				
NAME		RELATIONSHIP	AGE	BIRTHPLACE
Kennedy, Marena		M	20	Calif.
White, Mattie		D	25	
Latta		D	19	
Oscar		S	10	
Langham, Charles		SL	24	
Johnnie		P	22	
Erma		DD	4	

FORM 10-636
1910 CENSUS INDEX - FAMILY

U. S. DEPARTMENT OF COMMERCE
BUREAU OF THE CENSUS

TEXAS

W 200	HEAD OF FAMILY		white Mandy		E.D.	SHEET
COLOR	AGE	BIRTHPLACE			119	53
B	43				VOL.	118
COUNTY	Robertson			CITY		
OTHER MEMBERS OF FAMILY						
NAME		RELATIONSHIP	AGE	BIRTHPLACE		
Perry, Sarah		S	36			

FORM 10 636
1910 CENSUS INDEX - FAMILY

U S DEPARTMENT OF COMMERCE
BUREAU OF THE CENSUS

W 300		NAME OF INDIVIDUAL		TEXAS	
COLOR	W	AGE	22	BIRTHPLACE	E. D. 7-2 SHEET 106
COUNTY	Kinney		CITY		
ENUMERATED WITH					
RELATIONSHIP TO ABOVE					
<input type="checkbox"/> SON <input type="checkbox"/> DAUGHTER <input type="checkbox"/> BROTHER <input type="checkbox"/> SISTER <input type="checkbox"/> FATHER <input type="checkbox"/> MOTHER <input type="checkbox"/> GRANDSON <input type="checkbox"/> GRANDDAUGHTER <input type="checkbox"/> GRANDCHILD		<input type="checkbox"/> NEPHEW <input checked="" type="checkbox"/> NIECE <input type="checkbox"/> FATHER-IN-LAW <input type="checkbox"/> MOTHER-IN-LAW <input type="checkbox"/> SON-IN-LAW <input type="checkbox"/> DAUGHTER-IN-LAW <input type="checkbox"/> BROTHER-IN-LAW <input type="checkbox"/> SISTER-IN-LAW <input type="checkbox"/> ORPHAN		<input type="checkbox"/> STEPSON <input type="checkbox"/> STEPDAUGHTER <input type="checkbox"/> COUSIN <input type="checkbox"/> HIRED MAN <input type="checkbox"/> ROOMER <input type="checkbox"/> SERVANT <input checked="" type="checkbox"/> OTHER (Specify) <i>wife</i>	

W. Allen Williams
appan w of Leonard Woody

FORM 10 637
 1910 CENSUS INDEX - INDIVIDUAL

U. S. DEPARTMENT OF COMMERCE
 BUREAU OF THE CENSUS

TEXAS

103100		HEAD OF FAMILY		E.D.	SHEET
W		White		30	8
COLOR	AGE	BIRTHPLACE		VOL.	
W	63	Texas		27	
COUNTY			CITY		
Collin					
OTHER MEMBERS OF FAMILY					
NAME		RELATIONSHIP	AGE	BIRTHPLACE	
Emma		D	21	Texas	
Lucia C.		S	19	1	

FORM 10-636
1910 CENSUS INDEX - FAMILY

U. S. DEPARTMENT OF COMMERCE
BUREAU OF THE CENSUS

TEXAS

W 300	NAME OF INDIVIDUAL <i>Wood Mammie</i>		E.D. <i>78</i>	SHEET <i>53</i>
COLOR <i>B</i>	AGE <i>30</i>	BIRTHPLACE	VOL. <i>45</i>	
COUNTY <i>El Paso</i>		CITY <i>El Paso</i>		
ENUMERATED WITH <i>Forward Walter</i>				
RELATIONSHIP TO ABOVE				
<input type="checkbox"/> SON	<input type="checkbox"/> NEPHEW	<input type="checkbox"/> STEPSON		
<input type="checkbox"/> DAUGHTER	<input type="checkbox"/> NIECE	<input type="checkbox"/> STEPDAUGHTER		
<input type="checkbox"/> BROTHER	<input type="checkbox"/> FATHER-IN-LAW	<input type="checkbox"/> COUSIN		
<input type="checkbox"/> SISTER	<input type="checkbox"/> MOTHER-IN-LAW	<input type="checkbox"/> HIRED MAN		
<input type="checkbox"/> FATHER	<input type="checkbox"/> SON-IN-LAW	<input type="checkbox"/> ROOMER		
<input type="checkbox"/> MOTHER	<input type="checkbox"/> DAUGHTER-IN-LAW	<input checked="" type="checkbox"/> SERVANT		
<input type="checkbox"/> GRANDSON	<input type="checkbox"/> BROTHER-IN-LAW	<input type="checkbox"/> OTHER (Specify)		
<input type="checkbox"/> GRANDDAUGHTER	<input type="checkbox"/> SISTER-IN-LAW			
<input type="checkbox"/> GRANDCHILD	<input type="checkbox"/> ORPHAN			

FORM 10 637
1910 CENSUS INDEX - INDIVIDUAL

U.S. DEPARTMENT OF COMMERCE
BUREAU OF THE CENSUS

TEXAS

12 300	HEAD OF FAMILY		E.D.	SHEET
	White, Mammie		102	308
COLOR	AGE	BIRTHPLACE	VOL.	
W	30		122	
COUNTY	CITY			
	Sumner			
OTHER MEMBERS OF FAMILY				
NAME		RELATIONSHIP	AGE	BIRTHPLACE
Dottie		W	12	
Winnie		D	10	

FORM 10 636
1910 CENSUS INDEX - FAMILY

U. S. DEPARTMENT OF COMMERCE
BUREAU OF THE CENSUS

TEXAS

W 300		NAME OF INDIVIDUAL White Mamie		E.D. 86	SHEET 33
COLOR W	AGE 21	BIRTHPLACE Ark		VOL. 122	
COUNTY		Somervell		CITY	
ENUMERATED WITH Ross Ella a					
RELATIONSHIP TO ABOVE					
<input type="checkbox"/> SON	<input type="checkbox"/> NEPHEW	<input type="checkbox"/> STEPSON			
<input checked="" type="checkbox"/> DAUGHTER	<input type="checkbox"/> NIECE	<input type="checkbox"/> STEPDAUGHTER			
<input type="checkbox"/> BROTHER	<input type="checkbox"/> FATHER-IN-LAW	<input type="checkbox"/> COUSIN			
<input type="checkbox"/> SISTER	<input type="checkbox"/> MOTHER-IN-LAW	<input type="checkbox"/> HIRED MAN			
<input type="checkbox"/> FATHER	<input type="checkbox"/> SON-IN-LAW	<input type="checkbox"/> ROOMER			
<input type="checkbox"/> MOTHER	<input type="checkbox"/> DAUGHTER-IN-LAW	<input type="checkbox"/> SERVANT			
<input type="checkbox"/> GRANDSON	<input type="checkbox"/> BROTHER-IN-LAW	<input type="checkbox"/> OTHER (Specify)			
<input type="checkbox"/> GRANDDAUGHTER	<input type="checkbox"/> SISTER-IN-LAW	<input type="checkbox"/>			
<input type="checkbox"/> GRANDCHILD	<input type="checkbox"/> ORPHAN	<input type="checkbox"/>			

FORM BC-627 (5-8-67)
FORMERLY 10-637

1910 CENSUS INDEX - INDIVIDUAL

U.S. DEPARTMENT OF COMMERCE
BUREAU OF THE CENSUS

TEXAS

W-300	NAME OF INDIVIDUAL W. H. Hally, Mammie		E.D. 8	SHEET 8
COLOR W	AGE 35	BIRTHPLACE U.S.	VOL. 15	
COUNTY Bowie		CITY Texarkana		
ENUMERATED WITH Jennie, Charlie				
RELATIONSHIP TO ABOVE				
<input type="checkbox"/> SON	<input type="checkbox"/> NEPHEW	<input type="checkbox"/> STEPSON		
<input type="checkbox"/> DAUGHTER	<input type="checkbox"/> NIECE	<input type="checkbox"/> STEPDAUGHTER		
<input type="checkbox"/> BROTHER	<input type="checkbox"/> FATHER-IN-LAW	<input type="checkbox"/> COUSIN		
<input type="checkbox"/> SISTER	<input type="checkbox"/> MOTHER-IN-LAW	<input type="checkbox"/> HUSBAND		
<input type="checkbox"/> FATHER	<input type="checkbox"/> SON-IN-LAW	<input checked="" type="checkbox"/> ROOMER		
<input type="checkbox"/> MOTHER	<input type="checkbox"/> DAUGHTER-IN-LAW	<input type="checkbox"/> SERVANT		
<input type="checkbox"/> GRANDSON	<input type="checkbox"/> BROTHER-IN-LAW	<input type="checkbox"/> OTHER (Specify)		
<input type="checkbox"/> GRANDDAUGHTER	<input type="checkbox"/> SISTER-IN-LAW			
<input type="checkbox"/> GRANDCHILD	<input type="checkbox"/> ORPHAN			

FORM 10-637

1910 CENSUS INDEX - INDIVIDUAL

U.S. DEPARTMENT OF COMMERCE
BUREAU OF THE CENSUS

TEXAS

W 300	NAME OF INDIVIDUAL <i>(white), 47 years</i>		E.D. 20	SHEET 326
COLOR B	AGE 17	BIRTHPLACE	VOL. 53	
COUNTY Fort Bend		CITY		
ENUMERATED WITH <i>Stasher, Bud</i>				
RELATIONSHIP TO ABOVE				
<input type="checkbox"/> SON	<input type="checkbox"/> NEPHEW	<input type="checkbox"/> STEPSON		
<input type="checkbox"/> DAUGHTER	<input type="checkbox"/> NIECE	<input checked="" type="checkbox"/> STEPDAUGHTER		
<input type="checkbox"/> BROTHER	<input type="checkbox"/> FATHER-IN-LAW	<input type="checkbox"/> COUSIN		
<input type="checkbox"/> SISTER	<input type="checkbox"/> MOTHER-IN-LAW	<input type="checkbox"/> HIRED MAN		
<input type="checkbox"/> FATHER	<input type="checkbox"/> SON-IN-LAW	<input type="checkbox"/> ROOMER		
<input type="checkbox"/> MOTHER	<input type="checkbox"/> DAUGHTER-IN-LAW	<input type="checkbox"/> SERVANT		
<input type="checkbox"/> GRANDSON	<input type="checkbox"/> BROTHER-IN-LAW	<input type="checkbox"/> OTHER (<i>Specify</i>)		
<input type="checkbox"/> GRANDDAUGHTER	<input type="checkbox"/> SISTER-IN-LAW			
<input type="checkbox"/> GRANDCHILD	<input type="checkbox"/> ORPHAN			

FORM 10-637
1910 CENSUS INDEX - INDIVIDUAL

U.S. DEPARTMENT OF COMMERCE
BUREAU OF THE CENSUS

TEXAS

W300-		NAME OF INDIVIDUAL <i>White Mamie</i>		E.D. <i>14</i>	SHEET <i>22</i>
COLOR <i>w</i>	AGE <i>10</i>	BIRTHPLACE <i>Ky.</i>		VOL. <i>8</i>	
COUNTY <i>Bell</i>			CITY		
ENUMERATED WITH <i>- Ray Bradley</i>					
RELATIONSHIP TO ABOVE					
<input type="checkbox"/> SON	<input type="checkbox"/> NEPHEW	<input type="checkbox"/> STEPSON			
<input type="checkbox"/> DAUGHTER	<input checked="" type="checkbox"/> NIECE	<input type="checkbox"/> STEPDAUGHTER			
<input type="checkbox"/> BROTHER	<input type="checkbox"/> FATHER-IN-LAW	<input type="checkbox"/> COUSIN			
<input type="checkbox"/> SISTER	<input type="checkbox"/> MOTHER-IN-LAW	<input type="checkbox"/> HIREN MAN			
<input type="checkbox"/> FATHER	<input type="checkbox"/> SON-IN-LAW	<input type="checkbox"/> ROOMER			
<input type="checkbox"/> MOTHER	<input type="checkbox"/> DAUGHTER-IN-LAW	<input type="checkbox"/> SERVANT			
<input type="checkbox"/> GRANDSON	<input type="checkbox"/> BROTHER-IN-LAW	<input type="checkbox"/> OTHER (<i>Specify</i>)			
<input type="checkbox"/> GRANDDAUGHTER	<input type="checkbox"/> SISTER-IN-LAW				
<input type="checkbox"/> GRANDCHILD	<input type="checkbox"/> ORPHAN				

FORM 10 632

1910 CENSUS INDEX - INDIVIDUAL

U.S. DEPARTMENT OF COMMERCE
BUREAU OF THE CENSUS

TEXAS

W300	NAME OF INDIVIDUAL White - Mammie		E.D. 104	SHEET 67
COLOR W	AGE 26	BIRTHPLACE	VOL. 66	
COUNTY Harris		CITY Houston		
ENUMERATED WITH Juffly - C. J.				
RELATIONSHIP TO ABOVE				
<input type="checkbox"/> SON	<input type="checkbox"/> NEPHEW	<input type="checkbox"/> STEPSON		
<input type="checkbox"/> DAUGHTER	<input type="checkbox"/> NIECE	<input type="checkbox"/> STEPDAUGHTER		
<input type="checkbox"/> BROTHER	<input type="checkbox"/> FATHER-IN-LAW	<input type="checkbox"/> COUSIN		
<input type="checkbox"/> SISTER	<input type="checkbox"/> MOTHER-IN-LAW	<input type="checkbox"/> HIRED MAN		
<input type="checkbox"/> FATHER	<input type="checkbox"/> SON-IN-LAW	<input type="checkbox"/> ROOMER		
<input type="checkbox"/> MOTHER	<input type="checkbox"/> DAUGHTER-IN-LAW	<input type="checkbox"/> SERVANT		
<input type="checkbox"/> GRANDSON	<input type="checkbox"/> BROTHER-IN-LAW	<input type="checkbox"/> OTHER (Specify)		
<input type="checkbox"/> GRANDDAUGHTER	<input checked="" type="checkbox"/> SISTER-IN-LAW			
<input type="checkbox"/> GRANDCHILD	<input type="checkbox"/> ORPHAN			

FORM 10 637
1910 CENSUS INDEX - INDIVIDUAL

U. S. DEPARTMENT OF COMMERCE
BUREAU OF THE CENSUS

TEXAS

W 300		NAME OF INDIVIDUAL White, Mamie		E.C. 50	SHEET 201
COLOR W	AGE 5	BIRTHPLACE Ark.		VOL. 66	
COUNTY Harris			CITY Houston		
ENUMERATED WITH Kumar, Benjamin					
RELATIONSHIP TO ABOVE					
<input type="checkbox"/> SON	<input type="checkbox"/> NEPHEW	<input type="checkbox"/> STEPSON			
<input type="checkbox"/> DAUGHTER	<input type="checkbox"/> NIECE	<input type="checkbox"/> STEPDAUGHTER			
<input type="checkbox"/> BROTHER	<input type="checkbox"/> FATHER-IN-LAW	<input type="checkbox"/> COUSIN			
<input type="checkbox"/> SISTER	<input type="checkbox"/> MOTHER-IN-LAW	<input type="checkbox"/> HIRED MAN			
<input type="checkbox"/> FATHER	<input type="checkbox"/> SON-IN-LAW	<input type="checkbox"/> ROOMER			
<input type="checkbox"/> MOTHER	<input type="checkbox"/> DAUGHTER-IN-LAW	<input type="checkbox"/> SERVANT			
<input type="checkbox"/> GRANDSON	<input type="checkbox"/> BROTHER-IN-LAW	<input type="checkbox"/> OTHER (Specify)			
<input type="checkbox"/> GRANDDAUGHTER	<input type="checkbox"/> SISTER-IN-LAW				
<input type="checkbox"/> GRANDCHILD	<input type="checkbox"/> ORPHAN				

FORM 10-637
1910 CENSUS INDEX - INDIVIDUAL

U.S. DEPARTMENT OF COMMERCE
BUREAU OF THE CENSUS

TEXAS

W 300	NAME OF INDIVIDUAL <i>White, Marie</i>		E.D. <i>94</i>	SHEET <i>309</i>
COLOR <i>Mex</i>	AGE <i>23</i>	BIRTHPLACE	VOL. <i>128</i>	
COUNTY <i>Tarrant</i>		CITY <i>Fort Worth</i>		
ENUMERATED WITH <i>Wells Oscar</i>				
RELATIONSHIP TO ABOVE				
<input type="checkbox"/> SON	<input type="checkbox"/> NEPHEW	<input type="checkbox"/> STEPSON		
<input type="checkbox"/> DAUGHTER	<input type="checkbox"/> NIECE	<input type="checkbox"/> STEPDAUGHTER		
<input type="checkbox"/> BROTHER	<input type="checkbox"/> FATHER-IN-LAW	<input type="checkbox"/> COUSIN		
<input type="checkbox"/> SISTER	<input type="checkbox"/> MOTHER-IN-LAW	<input type="checkbox"/> HIRED MAN		
<input type="checkbox"/> FATHER	<input type="checkbox"/> SON-IN-LAW	<input checked="" type="checkbox"/> ROOMER		
<input type="checkbox"/> MOTHER	<input type="checkbox"/> DAUGHTER-IN-LAW	<input type="checkbox"/> SERVANT		
<input type="checkbox"/> GRANDSON	<input type="checkbox"/> BROTHER-IN-LAW	<input type="checkbox"/> OTHER (<i>Specify</i>)		
<input type="checkbox"/> GRANDDAUGHTER	<input type="checkbox"/> SISTER-IN-LAW			
<input type="checkbox"/> GRANDCHILD	<input type="checkbox"/> ORPHAN			

FORM 10 637
1910 CENSUS INDEX - INDIVIDUAL

U. S. DEPARTMENT OF COMMERCE
BUREAU OF THE CENSUS

TEXAS

W300	NAME OF INDIVIDUAL <i>White Mamie</i>		E.D. <i>94</i>	SHEET <i>216</i>
COLOR <i>W</i>	AGE <i>21</i>	BIRTHPLACE	VOL. <i>128</i>	
COUNTY <i>Tarrant</i>	CITY <i>Worth</i>			
ENUMERATED WITH <i>Purdee, Robert F.</i>				
RELATIONSHIP TO ABOVE				
<input type="checkbox"/> SON	<input type="checkbox"/> NEPHEW	<input type="checkbox"/> STEPSON		
<input type="checkbox"/> DAUGHTER	<input type="checkbox"/> NIECE	<input type="checkbox"/> STEPDAUGHTER		
<input type="checkbox"/> BROTHER	<input type="checkbox"/> FATHER-IN-LAW	<input type="checkbox"/> COUSIN		
<input type="checkbox"/> SISTER	<input type="checkbox"/> MOTHER-IN-LAW	<input type="checkbox"/> HIRED MAN		
<input type="checkbox"/> FATHER	<input type="checkbox"/> SON-IN-LAW	<input type="checkbox"/> ROOMER		
<input type="checkbox"/> MOTHER	<input type="checkbox"/> DAUGHTER-IN-LAW	<input type="checkbox"/> SERVANT		
<input type="checkbox"/> GRANDSON	<input type="checkbox"/> BROTHER-IN-LAW	<input checked="" type="checkbox"/> OTHER (Specify) <i>S.D.L.</i>		
<input type="checkbox"/> GRANDDAUGHTER	<input type="checkbox"/> SISTER-IN-LAW			
<input type="checkbox"/> GRANDCHILD	<input type="checkbox"/> ORPHAN			

FORM 10-637

1910 CENSUS INDEX - INDIVIDUAL

U.S. DEPARTMENT OF COMMERCE
BUREAU OF THE CENSUS

TEXAS

W300	NAME OF INDIVIDUAL <i>White, Mamie</i>		E.O. 45	SHEET 137
COLOR <i>B</i>	AGE 22	BIRTHPLACE	VOL. 38	
COUNTY <i>De Witt</i>		CITY <i>Yoakum</i>		
ENUMERATED WITH <i>Murphy, Julia</i>				
RELATIONSHIP TO ABOVE				
<input type="checkbox"/> SON	<input type="checkbox"/> NEPHEW	<input type="checkbox"/> STEPSON		
<input checked="" type="checkbox"/> DAUGHTER	<input type="checkbox"/> NIECE	<input type="checkbox"/> STEPDAUGHTER		
<input type="checkbox"/> BROTHER	<input type="checkbox"/> FATHER-IN-LAW	<input type="checkbox"/> COUSIN		
<input type="checkbox"/> SISTER	<input type="checkbox"/> MOTHER-IN-LAW	<input type="checkbox"/> HIRED MAN		
<input type="checkbox"/> FATHER	<input type="checkbox"/> SON-IN-LAW	<input type="checkbox"/> ROOMER		
<input type="checkbox"/> MOTHER	<input type="checkbox"/> DAUGHTER-IN-LAW	<input type="checkbox"/> SERVANT		
<input type="checkbox"/> GRANDSON	<input type="checkbox"/> BROTHER-IN-LAW	<input type="checkbox"/> OTHER (<i>Specify</i>)		
<input type="checkbox"/> GRANDDAUGHTER	<input type="checkbox"/> SISTER-IN-LAW			
<input type="checkbox"/> GRANDCHILD	<input type="checkbox"/> ORPHAN			

FORM 10-637
1910 CENSUS INDEX - INDIVIDUAL

U.S. DEPARTMENT OF COMMERCE
BUREAU OF THE CENSUS

TEXAS

W300	NAME OF INDIVIDUAL	White, Malissa	E.D.	SHEET
COLOR	AGE	BIRTHPLACE	51	64
me	21		VOL.	52
COUNTY	Franklin	CITY		
ENUMERATED WITH	Blackshear James M.			
RELATIONSHIP TO ABOVE	<input type="checkbox"/> SON <input type="checkbox"/> DAUGHTER <input type="checkbox"/> BROTHER <input type="checkbox"/> SISTER <input type="checkbox"/> FATHER <input type="checkbox"/> MOTHER <input type="checkbox"/> GRANDSON <input type="checkbox"/> GRANDDAUGHTER <input type="checkbox"/> GRANDCHILD <input type="checkbox"/> NEPHEW <input type="checkbox"/> NIECE <input type="checkbox"/> FATHER-IN-LAW <input type="checkbox"/> MOTHER-IN-LAW <input type="checkbox"/> SON-IN-LAW <input type="checkbox"/> DAUGHTER-IN-LAW <input type="checkbox"/> BROTHER-IN-LAW <input type="checkbox"/> SISTER-IN-LAW <input type="checkbox"/> ORPHAN <input type="checkbox"/> STEPSON <input type="checkbox"/> STEPDAUGHTER <input type="checkbox"/> COUSIN <input type="checkbox"/> HIRED MAN <input checked="" type="checkbox"/> ROOMER <input type="checkbox"/> SERVANT <input type="checkbox"/> OTHER (Specify)			

FORM 10 637
 1910 CENSUS INDEX - INDIVIDUAL

U. S. DEPARTMENT OF COMMERCE
 BUREAU OF THE CENSUS

TEXAS

94 300	NAME OF INDIVIDUAL <i>Wood Malissa</i>		E.D. <i>132</i>	SHEET <i>56</i>
COLOR <i>W</i>	AGE <i>67</i>	BIRTHPLACE <i>Ga</i>	VOL. <i>135</i>	
COUNTY <i>Titus</i>		CITY		
ENUMERATED WITH <i>Wood W W</i>				
RELATIONSHIP TO ABOVE				
<input type="checkbox"/> SON	<input type="checkbox"/> NEPHEW	<input type="checkbox"/> STEPSON		
<input type="checkbox"/> DAUGHTER	<input type="checkbox"/> NIECE	<input type="checkbox"/> STEPDAUGHTER		
<input type="checkbox"/> BROTHER	<input type="checkbox"/> FATHER-IN-LAW	<input type="checkbox"/> COUSIN		
<input type="checkbox"/> SISTER	<input type="checkbox"/> MOTHER-IN-LAW	<input type="checkbox"/> HIRED MAN		
<input type="checkbox"/> FATHER	<input type="checkbox"/> SON-IN-LAW	<input type="checkbox"/> ROOMER		
<input checked="" type="checkbox"/> MOTHER	<input type="checkbox"/> DAUGHTER-IN-LAW	<input type="checkbox"/> SERVANT		
<input type="checkbox"/> GRANDSON	<input type="checkbox"/> BROTHER-IN-LAW	<input type="checkbox"/> OTHER (<i>Specify</i>)		
<input type="checkbox"/> GRANDDAUGHTER	<input type="checkbox"/> SISTER-IN-LAW			
<input type="checkbox"/> GRANDCHILD	<input type="checkbox"/> ORPHAN			

FORM BC-627 (5-5-67)
FORMERLY 10-637

U.S. DEPARTMENT OF COMMERCE
BUREAU OF THE CENSUS

1910 CENSUS INDEX - INDIVIDUAL

TEXAS

W 300		HEAD OF FAMILY		W. H. M. Malinda		E.O.	SHEET
COLOR	W	AGE	66	BIRTHPLACE	Ark.	VOL.	4
COUNTY				Bandera		CITY	
OTHER MEMBERS OF FAMILY							
NAME		RELATIONSHIP	AGE	BIRTHPLACE			
H. B.		S	38				
Lillian		D	32				
Frank		S	26				

TEXAS

W300	HEAD OF FAMILY		White Malinda		E.D.	SHEET	
COLOR	AGE	BIRTHPLACE		7/32			
B	40			VOL.		67	
COUNTY	Harris		CITY				Houston
OTHER MEMBERS OF FAMILY							
NAME			RELATIONSHIP	AGE	BIRTHPLACE		
Edna Elmore			S	25			

FORM 10-636
1910 CENSUS INDEX - FAMILY

U.S. DEPARTMENT OF COMMERCE
BUREAU OF THE CENSUS

TEXAS

W300		NAME OF INDIVIDUAL		E.O.	SHEET
COLOR		AGE	BIRTHPLACE	2	11
B		56		VOL.	
COUNTY		Bastrop	CITY	5	
ENUMERATED WITH					
White Philip					
RELATIONSHIP TO ABOVE					
<input type="checkbox"/> SON	<input type="checkbox"/> NEPHEW	<input type="checkbox"/> STEPSON			
<input type="checkbox"/> DAUGHTER	<input type="checkbox"/> NIECE	<input type="checkbox"/> STEPDAUGHTER			
<input type="checkbox"/> BROTHER	<input type="checkbox"/> FATHER-IN-LAW	<input type="checkbox"/> COUSIN			
<input type="checkbox"/> SISTER	<input type="checkbox"/> MOTHER-IN-LAW	<input type="checkbox"/> HIRED MAN			
<input type="checkbox"/> FATHER	<input type="checkbox"/> SON-IN-LAW	<input type="checkbox"/> ROOMER			
<input checked="" type="checkbox"/> MOTHER	<input type="checkbox"/> DAUGHTER-IN-LAW	<input type="checkbox"/> SERVANT			
<input type="checkbox"/> GRANDSON	<input type="checkbox"/> BROTHER-IN-LAW	<input type="checkbox"/> OTHER (Specify)			
<input type="checkbox"/> GRANDDAUGHTER	<input type="checkbox"/> SISTER-IN-LAW				
<input type="checkbox"/> GRANDCHILD	<input type="checkbox"/> ORPHAN				

FORM 10-637
1910 CENSUS INDEX - INDIVIDUAL

U. S. DEPARTMENT OF COMMERCE
BUREAU OF THE CENSUS

TEXAS

W 300		NAME OF INDIVIDUAL White Malcomb		E.O. 86	SHEET 220
COLOR 3	AGE 10	BIRTHPLACE		VOL. 101	
COUNTY Medina			CITY		
ENUMERATED WITH Bond Harry					
RELATIONSHIP TO ABOVE					
<input type="checkbox"/> SON	<input type="checkbox"/> NEPHEW	<input type="checkbox"/> STEPSON			
<input checked="" type="checkbox"/> DAUGHTER	<input type="checkbox"/> NIECE	<input type="checkbox"/> STEPDAUGHTER			
<input type="checkbox"/> BROTHER	<input type="checkbox"/> FATHER-IN-LAW	<input type="checkbox"/> COUSIN			
<input type="checkbox"/> SISTER	<input type="checkbox"/> MOTHER-IN-LAW	<input type="checkbox"/> HIRED MAN			
<input type="checkbox"/> FATHER	<input type="checkbox"/> SON-IN-LAW	<input type="checkbox"/> ROOMER			
<input type="checkbox"/> MOTHER	<input type="checkbox"/> DAUGHTER-IN-LAW	<input type="checkbox"/> SERVANT			
<input type="checkbox"/> GRANDSON	<input type="checkbox"/> BROTHER-IN-LAW	<input checked="" type="checkbox"/> OTHER (Specify)			
<input type="checkbox"/> GRANDDAUGHTER	<input type="checkbox"/> SISTER-IN-LAW				
<input type="checkbox"/> GRANDCHILD	<input type="checkbox"/> ORPHAN				

FORM 10-637
1910 CENSUS INDEX - INDIVIDUAL

U. S. DEPARTMENT OF COMMERCE
BUREAU OF THE CENSUS

TEXAS

W 300		NAME OF INDIVIDUAL		E.D.		SHEET	
COLOR		AGE		BIRTHPLACE		VOL.	
W		28		Ark.		85 304	
COUNTY				CITY			
LAW							
ENUMERATED WITH							
white, J. L.							
RELATIONSHIP TO ABOVE							
<input type="checkbox"/> SON	<input type="checkbox"/> NEPHEW	<input type="checkbox"/> STEPSON					
<input type="checkbox"/> DAUGHTER	<input type="checkbox"/> NIECE	<input type="checkbox"/> STEFDAUGHTER					
<input checked="" type="checkbox"/> BROTHER	<input type="checkbox"/> FATHER-IN-LAW	<input type="checkbox"/> COUSIN					
<input type="checkbox"/> SISTER	<input type="checkbox"/> MOTHER-IN-LAW	<input type="checkbox"/> HIRED MAN					
<input type="checkbox"/> FATHER	<input type="checkbox"/> SON-IN-LAW	<input type="checkbox"/> ROOMER					
<input type="checkbox"/> MOTHER	<input type="checkbox"/> DAUGHTER-IN-LAW	<input type="checkbox"/> SERVANT					
<input type="checkbox"/> GRANDSON	<input type="checkbox"/> BROTHER-IN-LAW	<input type="checkbox"/> OTHER (Specify)					
<input type="checkbox"/> GRANDDAUGHTER	<input type="checkbox"/> SISTER-IN-LAW						
<input type="checkbox"/> GRANDCHILD	<input type="checkbox"/> ORPHAN						

FORM 10 637
1910 CENSUS INDEX - INDIVIDUAL

U.S. DEPARTMENT OF COMMERCE
BUREAU OF THE CENSUS

TEXAS

W300		NAME OF INDIVIDUAL <i>White, Malcolm H</i>		E.D. <i>46</i>	SHEET <i>346</i>
COLOR <i>W</i>	AGE <i>24</i>	BIRTHPLACE		VOL. <i>85</i>	
COUNTY <i>Johnson</i>			CITY <i>Cleburne</i>		
ENUMERATED WITH <i>Werner, W. A.</i>					
RELATIONSHIP TO ABOVE					
<input type="checkbox"/> SON	<input type="checkbox"/> NEPHEW	<input type="checkbox"/> STEPSON			
<input type="checkbox"/> DAUGHTER	<input type="checkbox"/> NIECE	<input type="checkbox"/> STEPDAUGHTER			
<input type="checkbox"/> BROTHER	<input type="checkbox"/> FATHER-IN-LAW	<input type="checkbox"/> COUSIN			
<input type="checkbox"/> SISTER	<input type="checkbox"/> MOTHER-IN-LAW	<input type="checkbox"/> HIRED-MAN			
<input type="checkbox"/> FATHER	<input type="checkbox"/> SON-IN-LAW	<input checked="" type="checkbox"/> ROOMER			
<input type="checkbox"/> MOTHER	<input type="checkbox"/> DAUGHTER-IN-LAW	<input type="checkbox"/> SERVANT			
<input type="checkbox"/> GRANDSON	<input type="checkbox"/> BROTHER-IN-LAW	<input type="checkbox"/> OTHER (Specify)			
<input type="checkbox"/> GRANDDAUGHTER	<input type="checkbox"/> SISTER-IN-LAW				
<input type="checkbox"/> GRANDCHILD	<input type="checkbox"/> ORPHAN				

FORM 10 637
1910 CENSUS INDEX - INDIVIDUAL

U.S. DEPARTMENT OF COMMERCE
BUREAU OF THE CENSUS

W 300		NAME OF INDIVIDUAL <i>Wade, Malcom</i>		TEXAS	
COLOR	AGE <i>2</i>	BIRTHPLACE	E.S. <i>24</i>	SHEET <i>23</i>	
COUNTY <i>W</i>	Bell		CITY	VOL. <i>8</i>	
ENUMERATED WITH <i>J. J. McCormick</i>					
RELATIONSHIP TO ABOVE <i>Wattie</i>					
<input type="checkbox"/> SON	<input type="checkbox"/> NEPHEW	<input type="checkbox"/> STEPSON			
<input type="checkbox"/> DAUGHTER	<input type="checkbox"/> NIECE	<input type="checkbox"/> STEPDAUGHTER			
<input type="checkbox"/> BROTHER	<input type="checkbox"/> FATHER-IN-LAW	<input type="checkbox"/> COUSIN			
<input type="checkbox"/> SISTER	<input type="checkbox"/> MOTHER-IN-LAW	<input type="checkbox"/> HIRED MAN			
<input type="checkbox"/> FATHER	<input type="checkbox"/> SON-IN-LAW	<input type="checkbox"/> ROOMER			
<input type="checkbox"/> MOTHER	<input type="checkbox"/> DAUGHTER-IN-LAW	<input type="checkbox"/> SERVANT			
<input type="checkbox"/> GRANDSON	<input type="checkbox"/> BROTHER-IN-LAW	<input type="checkbox"/> OTHER (Specify)			
<input checked="" type="checkbox"/> GRANDDAUGHTER	<input type="checkbox"/> SISTER-IN-LAW				
<input type="checkbox"/> GRANDCHILD	<input type="checkbox"/> ORPHAN				

FORM 10-637
1910 CENSUS INDEX - INDIVIDUAL

U.S. DEPARTMENT OF COMMERCE
BUREAU OF THE CENSUS

TEXAS

W 300	HEAD OF FAMILY		E.D.	SHEET
	Wood major		47	73
COLOR	AGE	BIRTHPLACE	VOL.	
15	108	Calif	66	
COUNTY	CITY			
Harris	Houston			
OTHER MEMBERS OF FAMILY				
NAME		RELATIONSHIP	AGE	BIRTHPLACE

FORM 10-636
1910 CENSUS INDEX - FAMILY

U.S. DEPARTMENT OF COMMERCE
BUREAU OF THE CENSUS

TEXAS

W300		HEAD OF FAMILY		Wheat Major		E.D.	SHEET
COLOR	W	AGE	31	BIRTHPLACE		7	18
COUNTY	Bell			CITY		VOL.	7
OTHER MEMBERS OF FAMILY							
NAME		RELATIONSHIP	AGE	BIRTHPLACE			
Devie		W	32				
Clorah		D	6				
Vasa		D	5				
and I. N. N.							

FORM 10-636

1910 CENSUS INDEX - FAMILY

U. S. DEPARTMENT OF COMMERCE
BUREAU OF THE CENSUS

TEXAS

W 300		NAME OF INDIVIDUAL <i>White Major</i>		E. S. 26	SHEET 11
COLOR B	AGE 14	BIRTHPLACE		VOL. 58	
COUNTY		Grimes		CITY	
ENUMERATED WITH <i>Gout Ned. Jr.</i>					
RELATIONSHIP TO ABOVE					
<input type="checkbox"/> SON	<input checked="" type="checkbox"/> NEPHEW	<input type="checkbox"/> STEPSON			
<input type="checkbox"/> DAUGHTER	<input type="checkbox"/> NIECE	<input type="checkbox"/> STEPDAUGHTER			
<input type="checkbox"/> BROTHER	<input type="checkbox"/> FATHER-IN-LAW	<input type="checkbox"/> COUSIN			
<input type="checkbox"/> SISTER	<input type="checkbox"/> MOTHER-IN-LAW	<input type="checkbox"/> HIRED MAN			
<input type="checkbox"/> FATHER	<input type="checkbox"/> SON-IN-LAW	<input type="checkbox"/> ROOMER			
<input type="checkbox"/> MOTHER	<input type="checkbox"/> DAUGHTER-IN-LAW	<input type="checkbox"/> SERVANT			
<input type="checkbox"/> GRANDSON	<input type="checkbox"/> BROTHER-IN-LAW	<input type="checkbox"/> OTHER (<i>Specify</i>)			
<input type="checkbox"/> GRANDDAUGHTER	<input type="checkbox"/> SISTER-IN-LAW				
<input type="checkbox"/> GRANDCHILD	<input type="checkbox"/> ORPHAN				

FORM 10 637
1910 CENSUS INDEX - INDIVIDUAL

U. S. DEPARTMENT OF COMMERCE
BUREAU OF THE CENSUS

TEXAS

W300		NAME OF INDIVIDUAL		White		Maido		E.O.	SHEET
COLOR	13	AGE	9	BIRTHPLACE				61	260
COUNTY	Jasper			CITY				VOL.	81
ENUMERATED WITH									
Land Columbus									
RELATIONSHIP TO ABOVE									
<input type="checkbox"/> SON	<input type="checkbox"/> NEPHEW	<input type="checkbox"/> STEPSON							
<input type="checkbox"/> DAUGHTER	<input type="checkbox"/> NIECE	<input type="checkbox"/> STEPDAUGHTER							
<input type="checkbox"/> BROTHER	<input type="checkbox"/> FATHER-IN-LAW	<input type="checkbox"/> COUSIN							
<input type="checkbox"/> SISTER	<input type="checkbox"/> MOTHER-IN-LAW	<input type="checkbox"/> HIRED MAN							
<input type="checkbox"/> FATHER	<input type="checkbox"/> SON-IN-LAW	<input type="checkbox"/> ROOMER							
<input type="checkbox"/> MOTHER	<input type="checkbox"/> DAUGHTER-IN-LAW	<input type="checkbox"/> SERVANT							
<input type="checkbox"/> GRANDSON	<input type="checkbox"/> BROTHER-IN-LAW	<input type="checkbox"/> OTHER (Specify)							
<input checked="" type="checkbox"/> GRANDDAUGHTER	<input type="checkbox"/> SISTER-IN-LAW								
<input type="checkbox"/> GRANDCHILD	<input type="checkbox"/> ORPHAN								

FORM 10 637
 1910 CENSUS INDEX - INDIVIDUAL

U. S. DEPARTMENT OF COMMERCE
 BUREAU OF THE CENSUS

TEXAS

20 300		HEAD OF FAMILY		White Mahalia		E.D.	SHEET
COLOR	B	AGE	80	BIRTHPLACE	W.C.	21	43
COUNTY				Fort Bend		VOL.	
				CITY		53	
OTHER MEMBERS OF FAMILY							
NAME		RELATIONSHIP		AGE		BIRTHPLACE	
Living alone							

FORM 10-636
1910 CENSUS INDEX - FAMILY

U.S. DEPARTMENT OF COMMERCE
BUREAU OF THE CENSUS

TEXAS

W 300		NAME OF INDIVIDUAL <i>Wood, Mahaley</i>		E.D. 50	SHEET 31
COLOR B	AGE 38	BIRTHPLACE		VOL. 49	
COUNTY		Falls	CITY		
ENUMERATED WITH <i>Jackson, Peter</i>					
RELATIONSHIP TO ABOVE					
<input type="checkbox"/> SON	<input type="checkbox"/> NEPHEW	<input type="checkbox"/> STEPSON			
<input type="checkbox"/> DAUGHTER	<input type="checkbox"/> NIECE	<input type="checkbox"/> STEPDAUGHTER			
<input type="checkbox"/> BROTHER	<input type="checkbox"/> FATHER-IN-LAW	<input type="checkbox"/> COUSIN			
<input type="checkbox"/> SISTER	<input type="checkbox"/> MOTHER-IN-LAW	<input type="checkbox"/> HIRED MAN			
<input type="checkbox"/> FATHER	<input type="checkbox"/> SON-IN-LAW	<input type="checkbox"/> ROOMER			
<input type="checkbox"/> MOTHER	<input type="checkbox"/> DAUGHTER-IN-LAW	<input type="checkbox"/> SERVANT			
<input type="checkbox"/> GRANDSON	<input type="checkbox"/> BROTHER-IN-LAW	<input type="checkbox"/> OTHER (<i>Specify</i>)			
<input type="checkbox"/> GRANDDAUGHTER	<input checked="" type="checkbox"/> SISTER-IN-LAW				
<input type="checkbox"/> GRANDCHILD	<input type="checkbox"/> ORPHAN				

FORM 10 637
1910 CENSUS INDEX - INDIVIDUAL

U.S. DEPARTMENT OF COMMERCE
BUREAU OF THE CENSUS

TEXAS

11300	HEAD OF FAMILY		E.O.	SHEET
	Cassidy Michaela		224	252
COLOR	AGE	BIRTHPLACE	VOL.	
W	67	Mo	141	
COUNTY		CITY		
Wichita				
OTHER MEMBERS OF FAMILY				
NAME		RELATIONSHIP	AGE	BIRTHPLACE
Cassidy Pines f		HS	23	
15e				

FORM 10-636

1910 CENSUS INDEX - FAMILY

U.S. DEPARTMENT OF COMMERCE
BUREAU OF THE CENSUS

TEXAS

WILL		HEAD OF FAMILY		Wade, Magic C		E.D.	SHEET
COLOR	W	AGE	36	BIRTHPLACE		110	224
COUNTY	Van Zandt			CITY		140	
OTHER MEMBERS OF FAMILY							
	NAME	RELATIONSHIP	AGE	BIRTHPLACE			
	Minnie	D	17				
	Marie	D	14				
	E. Lincoln W	S	13				
	Lula	D	7				
	Eliza M	S D	24				
	Samuel Buck B	B	26				

FORM 10-636
1910 CENSUS INDEX - FAMILY

U.S. DEPARTMENT OF COMMERCE
BUREAU OF THE CENSUS

TEXAS

10-300	HEAD OF FAMILY		E.D.	SHEET
	W. W. W. Maggie W		50	119
COLOR	AGE	BIRTHPLACE	VOL.	
13	49		56	
COUNTY	CITY			
OTHER MEMBERS OF FAMILY				
NAME		RELATIONSHIP	AGE	BIRTHPLACE
1 Albert		S	15	
Mary, Cecile		D	18	

FORM 10-636
 1910 CENSUS INDEX - FAMILY

U. S. DEPARTMENT OF COMMERCE
 BUREAU OF THE CENSUS

TEXAS

W360		NAME OF INDIVIDUAL		E.D.	SHEET
w		White Maggie M		19	14
COLOR	AGE	BIRTHPLACE		VOL.	
w	19			16	
COUNTY			CITY		
Callahan					
ENUMERATED WITH					
Mason George M					
RELATIONSHIP TO ABOVE					
<input type="checkbox"/> SON	<input type="checkbox"/> NEPHEW	<input type="checkbox"/> STEPSON			
<input type="checkbox"/> DAUGHTER	<input type="checkbox"/> NIECE	<input checked="" type="checkbox"/> STEPDAUGHTER			
<input type="checkbox"/> BROTHER	<input type="checkbox"/> FATHER-IN-LAW	<input type="checkbox"/> COUSIN			
<input type="checkbox"/> SISTER	<input type="checkbox"/> MOTHER-IN-LAW	<input type="checkbox"/> HIRED MAN			
<input type="checkbox"/> FATHER	<input type="checkbox"/> SON-IN-LAW	<input type="checkbox"/> ROOMER			
<input type="checkbox"/> MOTHER	<input type="checkbox"/> DAUGHTER-IN-LAW	<input type="checkbox"/> SERVANT			
<input type="checkbox"/> GRANDSON	<input type="checkbox"/> BROTHER-IN-LAW	<input type="checkbox"/> OTHER (Specify)			
<input type="checkbox"/> GRANDDAUGHTER	<input type="checkbox"/> SISTER-IN-LAW				
<input type="checkbox"/> GRANDCHILD	<input type="checkbox"/> ORPHAN				

FORM 10 637
1910 CENSUS INDEX - INDIVIDUAL

U. S. DEPARTMENT OF COMMERCE
BUREAU OF THE CENSUS

TEXAS

W 300	NAME OF INDIVIDUAL <i>White, Maggie E.</i>		E.D. 1	SHEET 2
COLOR <i>W</i>	AGE <i>30</i>	BIRTHPLACE	VOL. <i>26</i>	
COUNTY		CITY		
ENUMERATED WITH <i>Collin</i> <i>Cameron, Franklin B.</i>				
RELATIONSHIP TO ABOVE				
<input type="checkbox"/> SON	<input type="checkbox"/> NEPHEW	<input type="checkbox"/> STEPSON		
<input checked="" type="checkbox"/> DAUGHTER	<input type="checkbox"/> NIECE	<input type="checkbox"/> STEPDAUGHTER		
<input type="checkbox"/> BROTHER	<input type="checkbox"/> FATHER-IN-LAW	<input type="checkbox"/> COUSIN		
<input type="checkbox"/> SISTER	<input type="checkbox"/> MOTHER-IN-LAW	<input type="checkbox"/> HIRED MAN		
<input type="checkbox"/> FATHER	<input type="checkbox"/> SON-IN-LAW	<input type="checkbox"/> ROOMER		
<input type="checkbox"/> MOTHER	<input type="checkbox"/> DAUGHTER-IN-LAW	<input type="checkbox"/> SERVANT		
<input type="checkbox"/> GRANDSON	<input type="checkbox"/> BROTHER-IN-LAW	<input type="checkbox"/> OTHER (<i>Specify</i>)		
<input type="checkbox"/> GRANDDAUGHTER	<input type="checkbox"/> SISTER-IN-LAW			
<input type="checkbox"/> GRANDCHILD	<input type="checkbox"/> ORPHAN			

FORM 10-637
1910 CENSUS INDEX - INDIVIDUAL

U. S. DEPARTMENT OF COMMERCE
BUREAU OF THE CENSUS

TEXAS

W300		HEAD OF FAMILY		E.D.	SHEET
		Wyatt Maggie M		134	76
COLOR	W.	AGE	BIRTHPLACE	VOL.	134
		28			
COUNTY	Uvalde			CITY	Salinas
OTHER MEMBERS OF FAMILY					
NAME		RELATIONSHIP	AGE	BIRTHPLACE	
Maggie		Wife			

FORM 10 636
1910 CENSUS INDEX - FAMILY

U. S. DEPARTMENT OF COMMERCE
BUREAU OF THE CENSUS

TEXAS

W300		NAME OF INDIVIDUAL <i>white Maggie L</i>		E.D. <i>208</i>	SHEET <i>81</i>
COLOR <i>W</i>	AGE <i>17</i>	BIRTHPLACE <i>Wills</i>		VOL. <i>103</i>	
COUNTY			CITY		
ENUMERATED WITH <i>Milkens Jessie J</i>					
RELATIONSHIP TO ABOVE					
<input type="checkbox"/> SON	<input type="checkbox"/> NEPHEW	<input type="checkbox"/> STEPSON			
<input checked="" type="checkbox"/> DAUGHTER	<input type="checkbox"/> NIECE	<input type="checkbox"/> STEPDAUGHTER			
<input type="checkbox"/> BROTHER	<input type="checkbox"/> FATHER-IN-LAW	<input type="checkbox"/> COUSIN			
<input type="checkbox"/> SISTER	<input type="checkbox"/> MOTHER-IN-LAW	<input type="checkbox"/> HIRED MAN			
<input type="checkbox"/> FATHER	<input type="checkbox"/> SON-IN-LAW	<input type="checkbox"/> ROOMER			
<input type="checkbox"/> MOTHER	<input type="checkbox"/> DAUGHTER-IN-LAW	<input type="checkbox"/> SERVANT			
<input type="checkbox"/> GRANDSON	<input type="checkbox"/> BROTHER-IN-LAW	<input type="checkbox"/> OTHER (Specify)			
<input type="checkbox"/> GRANDDAUGHTER	<input type="checkbox"/> SISTER-IN-LAW				
<input type="checkbox"/> GRANDCHILD	<input type="checkbox"/> ORPHAN				

FORM 10-637
1910 CENSUS INDEX - INDIVIDUAL

U. S. DEPARTMENT OF COMMERCE
BUREAU OF THE CENSUS

TEXAS

U 300	NAME OF INDIVIDUAL <i>White Maggie Bell</i>		E.D. <i>127</i>	SHEET <i>102</i>
COLOR <i>B</i>	AGE <i>5</i>	BIRTHPLACE	VOL. <i>117</i>	
COUNTY		CITY		
ENUMERATED BY <i>Red B. Barnes</i>				
RELATIONSHIP TO ABOVE <i>Barnes Charles</i>				
<input type="checkbox"/> SON	<input type="checkbox"/> NEPHEW	<input type="checkbox"/> STEPSON		
<input type="checkbox"/> DAUGHTER	<input checked="" type="checkbox"/> NIECE	<input type="checkbox"/> STEPDAUGHTER		
<input type="checkbox"/> BROTHER	<input type="checkbox"/> FATHER-IN-LAW	<input type="checkbox"/> COUSIN		
<input type="checkbox"/> SISTER	<input type="checkbox"/> MOTHER-IN-LAW	<input type="checkbox"/> HIRED MAN		
<input type="checkbox"/> FATHER	<input type="checkbox"/> SON-IN-LAW	<input type="checkbox"/> ROOMER		
<input type="checkbox"/> MOTHER	<input type="checkbox"/> DAUGHTER-IN-LAW	<input type="checkbox"/> SERVANT		
<input type="checkbox"/> GRANDSON	<input type="checkbox"/> BROTHER-IN-LAW	<input type="checkbox"/> OTHER (Specify)		
<input type="checkbox"/> GRANDDAUGHTER	<input type="checkbox"/> SISTER-IN-LAW			
<input type="checkbox"/> GRANDCHILD	<input type="checkbox"/> ORPHAN			

FORM 10 637
1910 CENSUS INDEX - INDIVIDUAL

U.S. DEPARTMENT OF COMMERCE
BUREAU OF THE CENSUS

TEXAS

W 300	HEAD OF FAMILY		White Maggie A	E.C.	SHEET
COLOR	AGE	BIRTHPLACE		91	61
W	43	Mo		VOL.	52
COUNTY	CITY				
OTHER MEMBERS OF FAMILY					
NAME		RELATIONSHIP	AGE	BIRTHPLACE	
Oma		D	19		
Alvin P.		S	18		
Effie		D	15		
Ore P.		S	14		
Jeffie C		S	12		
Lon F.		D	9		
Frank B		S	6		

FORM 10-636A

1910 CENSUS INDEX - INDIVIDUAL

U.S. DEPARTMENT OF COMMERCE
BUREAU OF THE CENSUS

TEXAS

W 300	NAME OF INDIVIDUAL <i>White Maggie</i>		E.D. <i>27</i>	SHEET <i>25 B</i>
COLOR <i>B</i>	AGE <i>18</i>	BIRTHPLACE	VOL. <i>87</i>	
COUNTY <i>Kaufman</i>			CITY	
ENUMERATED WITH <i>Mary James</i>				
RELATIONSHIP TO ABOVE				
<input type="checkbox"/> SON	<input type="checkbox"/> NEPHEW	<input type="checkbox"/> STEPSON		
<input checked="" type="checkbox"/> DAUGHTER	<input type="checkbox"/> NIECE	<input type="checkbox"/> STEPDAUGHTER		
<input type="checkbox"/> BROTHER	<input type="checkbox"/> FATHER-IN-LAW	<input type="checkbox"/> COUSIN		
<input type="checkbox"/> SISTER	<input type="checkbox"/> MOTHER-IN-LAW	<input type="checkbox"/> HIRED MAN		
<input type="checkbox"/> FATHER	<input type="checkbox"/> SON-IN-LAW	<input type="checkbox"/> ROOMER		
<input type="checkbox"/> MOTHER	<input type="checkbox"/> DAUGHTER-IN-LAW	<input type="checkbox"/> SERVANT		
<input type="checkbox"/> GRANDSON	<input type="checkbox"/> BROTHER-IN-LAW	<input type="checkbox"/> OTHER (Specify)		
<input type="checkbox"/> GRANDDAUGHTER	<input type="checkbox"/> SISTER-IN-LAW			
<input type="checkbox"/> GRANDCHILD	<input type="checkbox"/> ORPHAN			

FORM 10-637
1910 CENSUS INDEX - INDIVIDUAL

U.S. DEPARTMENT OF COMMERCE
BUREAU OF THE CENSUS

TEXAS

W300		NAME OF INDIVIDUAL <i>White Maggie</i>		E.D. 103	SHEET 86
COLOR <i>W</i>	AGE 26	BIRTHPLACE		VOL. 118	
COUNTY <i>Robertson</i>		CITY			
ENUMERATED WITH <i>Crouch J. A.</i>					
RELATIONSHIP TO ABOVE					
<input type="checkbox"/> SON	<input type="checkbox"/> NEPHEW	<input type="checkbox"/> STEPSON			
<input type="checkbox"/> DAUGHTER	<input type="checkbox"/> NIECE	<input type="checkbox"/> STEPDAUGHTER			
<input type="checkbox"/> BROTHER	<input type="checkbox"/> FATHER-IN-LAW	<input type="checkbox"/> COUSIN			
<input type="checkbox"/> SISTER	<input type="checkbox"/> MOTHER-IN-LAW	<input type="checkbox"/> HIRED MAN			
<input type="checkbox"/> FATHER	<input type="checkbox"/> SON-IN-LAW	<input type="checkbox"/> ROOMER			
<input type="checkbox"/> MOTHER	<input type="checkbox"/> DAUGHTER-IN-LAW	<input type="checkbox"/> SERVANT			
<input type="checkbox"/> GRANDSON	<input type="checkbox"/> BROTHER-IN-LAW	<input type="checkbox"/> OTHER (Specify)			
<input type="checkbox"/> GRANDDAUGHTER	<input type="checkbox"/> SISTER-IN-LAW				
<input type="checkbox"/> GRANDCHILD	<input type="checkbox"/> ORPHAN				

FORM 10-637
1910 CENSUS INDEX - INDIVIDUAL

U.S. DEPARTMENT OF COMMERCE
BUREAU OF THE CENSUS

TEXAS

W300		NAME OF INDIVIDUAL White Maggie		E.D. 69	SHEET 223
COLOR B	AGE 12	BIRTHPLACE		VOL. 115	
COUNTY Parker			CITY Weatherford		
ENUMERATED WITH Howard Annie					
RELATIONSHIP TO ABOVE					
<input type="checkbox"/> SON	<input type="checkbox"/> NEPHEW	<input type="checkbox"/> STEPSON			
<input type="checkbox"/> DAUGHTER	<input type="checkbox"/> NIECE	<input type="checkbox"/> STEPDAUGHTER			
<input type="checkbox"/> BROTHER	<input type="checkbox"/> FATHER-IN-LAW	<input type="checkbox"/> COUSIN			
<input type="checkbox"/> SISTER	<input type="checkbox"/> MOTHER-IN-LAW	<input type="checkbox"/> HIRED MAN			
<input type="checkbox"/> FATHER	<input type="checkbox"/> SON-IN-LAW	<input type="checkbox"/> ROOMER			
<input type="checkbox"/> MOTHER	<input type="checkbox"/> DAUGHTER-IN-LAW	<input type="checkbox"/> SERVANT			
<input type="checkbox"/> GRANDSON	<input type="checkbox"/> BROTHER-IN-LAW	<input type="checkbox"/> OTHER (Specify)			
<input checked="" type="checkbox"/> GRANDDAUGHTER	<input type="checkbox"/> SISTER-IN-LAW				
<input type="checkbox"/> GRANDCHILD	<input type="checkbox"/> ORPHAN				

FORM 10-637
1910 CENSUS INDEX - INDIVIDUAL

U.S. DEPARTMENT OF COMMERCE
BUREAU OF THE CENSUS

TEXAS

W300	NAME OF INDIVIDUAL White Maggie		E.D. 91	SHEET 241
COLOR W	AGE 45	BIRTHPLACE Ark	VOL. 104	
COUNTY Polk		CITY		
ENUMERATED WITH White B.A.				
RELATIONSHIP TO ABOVE				
<input type="checkbox"/> SON	<input type="checkbox"/> NEPHEW	<input type="checkbox"/> STEPSON		
<input type="checkbox"/> DAUGHTER	<input type="checkbox"/> NIECE	<input type="checkbox"/> STEPDAUGHTER		
<input type="checkbox"/> BROTHER	<input type="checkbox"/> FATHER-IN-LAW	<input type="checkbox"/> COUSIN		
<input type="checkbox"/> SISTER	<input type="checkbox"/> MOTHER-IN-LAW	<input type="checkbox"/> HIRED MAN		
<input type="checkbox"/> FATHER	<input type="checkbox"/> SON-IN-LAW	<input type="checkbox"/> ROOMER		
<input checked="" type="checkbox"/> MOTHER	<input type="checkbox"/> DAUGHTER-IN-LAW	<input type="checkbox"/> SERVANT		
<input type="checkbox"/> GRANDSON	<input type="checkbox"/> BROTHER-IN-LAW	<input type="checkbox"/> OTHER (Specify)		
<input type="checkbox"/> GRANDDAUGHTER	<input type="checkbox"/> SISTER-IN-LAW			
<input type="checkbox"/> GRANDCHILD	<input type="checkbox"/> ORPHAN			

FORM 10.637
1910 CENSUS INDEX - INDIVIDUAL

U.S. DEPARTMENT OF COMMERCE
BUREAU OF THE CENSUS

TEXAS

- W 300		NAME OF INDIVIDUAL Wade		Maggie		E.D.	SHEET
COLOR W	AGE 1 1/2	BIRTHPLACE		VOL.		52	138
COUNTY Johnson				CITY			
ENUMERATED WITH Wade J. F.							
RELATIONSHIP TO ABOVE							
<input type="checkbox"/> SON	<input checked="" type="checkbox"/> NEPHEW	<input type="checkbox"/> STEPSON					
<input type="checkbox"/> DAUGHTER	<input checked="" type="checkbox"/> NIECE	<input type="checkbox"/> STEPDAUGHTER					
<input type="checkbox"/> BROTHER	<input type="checkbox"/> FATHER-IN-LAW	<input type="checkbox"/> COUSIN					
<input type="checkbox"/> SISTER	<input type="checkbox"/> MOTHER-IN-LAW	<input type="checkbox"/> HIRED MAN					
<input type="checkbox"/> FATHER	<input type="checkbox"/> SON-IN-LAW	<input type="checkbox"/> ROOMER					
<input type="checkbox"/> MOTHER	<input type="checkbox"/> DAUGHTER-IN-LAW	<input type="checkbox"/> SERVANT					
<input type="checkbox"/> GRANDSON	<input type="checkbox"/> BROTHER-IN-LAW	<input type="checkbox"/> OTHER (Specify)					
<input type="checkbox"/> GRANDDAUGHTER	<input type="checkbox"/> SISTER-IN-LAW						
<input type="checkbox"/> GRANDCHILD	<input type="checkbox"/> ORPHAN						

FORM 10-637
1910 CENSUS INDEX - INDIVIDUAL

U.S. DEPARTMENT OF COMMERCE
BUREAU OF THE CENSUS

TEXAS

W300		NAME OF INDIVIDUAL		E.D.	SHEET
WOOD, Maggie		WOOD, Maggie		14	12
COLOR	AGE	BIRTHPLACE	VOL.		
W	61	Ala	6		
COUNTY	Baylor		CITY		
ENUMERATED WITH					
- Adams, Remy					
RELATIONSHIP TO ABOVE					
<input type="checkbox"/> SON	<input type="checkbox"/> NEPHEW	<input type="checkbox"/> STEPSON			
<input type="checkbox"/> DAUGHTER	<input type="checkbox"/> NIECE	<input type="checkbox"/> STEPDAUGHTER			
<input type="checkbox"/> BROTHER	<input type="checkbox"/> FATHER-IN-LAW	<input type="checkbox"/> COUSIN			
<input type="checkbox"/> SISTER	<input type="checkbox"/> MOTHER-IN-LAW	<input type="checkbox"/> HIRED MAN			
<input type="checkbox"/> FATHER	<input type="checkbox"/> SON-IN-LAW	<input type="checkbox"/> ROOMER			
<input type="checkbox"/> MOTHER	<input type="checkbox"/> DAUGHTER-IN-LAW	<input type="checkbox"/> SERVANT			
<input type="checkbox"/> GRANDSON	<input type="checkbox"/> BROTHER-IN-LAW	<input checked="" type="checkbox"/> OTHER (Specify)			
<input type="checkbox"/> GRANDDAUGHTER	<input type="checkbox"/> SISTER-IN-LAW	Aunt			
<input type="checkbox"/> GRANDCHILD	<input type="checkbox"/> ORPHAN				

FORM 10-637

1910 CENSUS INDEX - INDIVIDUAL

U.S. DEPARTMENT OF COMMERCE
BUREAU OF THE CENSUS

TEXAS

14 300		NAME OF INDIVIDUAL <i>White, Maggie</i>		E.D. <i>169</i>	SHEET <i>28</i>
COLOR <i>W</i>	AGE <i>25</i>	BIRTHPLACE		VOL. <i>134</i>	
COUNTY <i>Waller</i>		CITY			
ENUMERATED WITH <i>Foster, James A.</i>					
RELATIONSHIP TO ABOVE					
<input type="checkbox"/> SON	<input type="checkbox"/> NEPHEW	<input type="checkbox"/> STEPSON			
<input type="checkbox"/> DAUGHTER	<input type="checkbox"/> NIECE	<input type="checkbox"/> STEPDAUGHTER			
<input type="checkbox"/> BROTHER	<input type="checkbox"/> FATHER-IN-LAW	<input type="checkbox"/> COUSIN			
<input type="checkbox"/> SISTER	<input type="checkbox"/> MOTHER-IN-LAW	<input type="checkbox"/> HIRED MAN			
<input type="checkbox"/> FATHER	<input type="checkbox"/> SON-IN-LAW	<input checked="" type="checkbox"/> ROOMER			
<input type="checkbox"/> MOTHER	<input type="checkbox"/> DAUGHTER-IN-LAW	<input type="checkbox"/> SERVANT			
<input type="checkbox"/> GRANDSON	<input type="checkbox"/> BROTHER-IN-LAW	<input type="checkbox"/> OTHER (Specify)			
<input type="checkbox"/> GRANDDAUGHTER	<input type="checkbox"/> SISTER-IN-LAW				
<input type="checkbox"/> GRANDCHILD	<input type="checkbox"/> ORPHAN				

FORM BC-327 (5-9-67)
FORMERLY 10-637

U.S. DEPARTMENT OF COMMERCE
BUREAU OF THE CENSUS

1910 CENSUS INDEX - INDIVIDUAL

TEXAS

16300	NAME OF INDIVIDUAL <i>Wood Maggie</i>		E.D. 84	SHEET 65
COLOR <i>W.</i>	AGE 24	BIRTHPLACE	VOL. 66	
COUNTY Harris		CITY Houston		
ENUMERATED WITH <i>Woods, Jennie</i>				
RELATIONSHIP TO ABOVE				
<input type="checkbox"/> SON	<input type="checkbox"/> NEPHEW	<input type="checkbox"/> STEPSON		
<input type="checkbox"/> DAUGHTER	<input type="checkbox"/> NIECE	<input type="checkbox"/> STEPDAUGHTER		
<input type="checkbox"/> BROTHER	<input type="checkbox"/> FATHER-IN-LAW	<input type="checkbox"/> COUSIN		
<input type="checkbox"/> SISTER	<input type="checkbox"/> MOTHER-IN-LAW	<input type="checkbox"/> HIRED MAN		
<input type="checkbox"/> FATHER	<input type="checkbox"/> SON-IN-LAW	<input checked="" type="checkbox"/> ROOMER		
<input type="checkbox"/> MOTHER	<input type="checkbox"/> DAUGHTER-IN-LAW	<input type="checkbox"/> SERVANT		
<input type="checkbox"/> GRANDSON	<input type="checkbox"/> BROTHER-IN-LAW	<input type="checkbox"/> OTHER (<i>Specify</i>)		
<input type="checkbox"/> GRANDDAUGHTER	<input type="checkbox"/> SISTER-IN-LAW			
<input type="checkbox"/> GRANDCHILD	<input type="checkbox"/> ORPHAN			

FORM 10-637
1910 CENSUS INDEX - INDIVIDUAL

U.S. DEPARTMENT OF COMMERCE
BUREAU OF THE CENSUS

TEXAS

10300	HEAD OF FAMILY Wood Maggie		103	55
SEX - W	AGE 29	BIRTHPLACE Mo.	66	
COUNTY Harris	CITY Houston			
OTHER MEMBERS OF FAMILY				
NAME		RELATIONSHIP	AGE	BIRTHPLACE
<i>Wood</i>				

FORM 10 636
1910 CENSUS INDEX - FAMILY

U. S. DEPARTMENT OF COMMERCE
BUREAU OF THE CENSUS

TEXAS

W300	NAME OF INDIVIDUAL		E.D.	SHEET
COLOR	AGE	BIRTHPLACE	VOL.	
COUNTY Tarrant		CITY Fort Worth		
ENUMERATED WITH				
RELATIONSHIP TO ABOVE				
<input type="checkbox"/> SON	<input type="checkbox"/> NEPHEW	<input type="checkbox"/> STEPSON		
<input type="checkbox"/> DAUGHTER	<input type="checkbox"/> NIECE	<input checked="" type="checkbox"/> STEPDAUGHTER		
<input type="checkbox"/> BROTHER	<input type="checkbox"/> FATHER-IN-LAW	<input type="checkbox"/> COUSIN		
<input type="checkbox"/> SISTER	<input type="checkbox"/> MOTHER-IN-LAW	<input type="checkbox"/> HIRED MAN		
<input type="checkbox"/> FATHER	<input type="checkbox"/> SON-IN-LAW	<input type="checkbox"/> ROOMER		
<input type="checkbox"/> MOTHER	<input type="checkbox"/> DAUGHTER-IN-LAW	<input type="checkbox"/> SERVANT		
<input type="checkbox"/> GRANDSON	<input type="checkbox"/> BROTHER-IN-LAW	<input type="checkbox"/> OTHER (Specify)		
<input type="checkbox"/> GRANDDAUGHTER	<input type="checkbox"/> SISTER-IN-LAW			
<input type="checkbox"/> GRANDCHILD	<input type="checkbox"/> ORPHAN			

FORM 10-637
1910 CENSUS INDEX - INDIVIDUAL

U.S. DEPARTMENT OF COMMERCE
BUREAU OF THE CENSUS

TEXAS

W.300	NAME OF INDIVIDUAL Walt Magg Walt Magg		E.D. 710	SHEET 255
COLOR W	AGE 32	BIRTHPLACE Tex	VOL. 128	
COUNTY Tarrant		CITY Fort Worth		
ENUMERATED WITH Farris Lizzie				
RELATIONSHIP TO ABOVE				
<input type="checkbox"/> SON	<input type="checkbox"/> NEPHEW	<input type="checkbox"/> STEPSON		
<input type="checkbox"/> DAUGHTER	<input type="checkbox"/> NIECE	<input type="checkbox"/> STEPDAUGHTER		
<input type="checkbox"/> BROTHER	<input type="checkbox"/> FATHER-IN-LAW	<input type="checkbox"/> COUSIN		
<input type="checkbox"/> SISTER	<input type="checkbox"/> MOTHER-IN-LAW	<input type="checkbox"/> HIRED MAN		
<input type="checkbox"/> FATHER	<input type="checkbox"/> SON-IN-LAW	<input checked="" type="checkbox"/> ROOMER		
<input type="checkbox"/> MOTHER	<input type="checkbox"/> DAUGHTER-IN-LAW	<input type="checkbox"/> SERVANT		
<input type="checkbox"/> GRANDSON	<input type="checkbox"/> BROTHER-IN-LAW	<input type="checkbox"/> OTHER (Specify)		
<input type="checkbox"/> GRANDDAUGHTER	<input type="checkbox"/> SISTER-IN-LAW			
<input type="checkbox"/> GRANDCHILD	<input type="checkbox"/> ORPHAN			

FORM 10-637
1910 CENSUS INDEX - INDIVIDUAL

U. S. DEPARTMENT OF COMMERCE
BUREAU OF THE CENSUS

TEXAS

10-670	HEAD OF FAMILY Maggie		E.O. 133	SHEET 81
COLOR W.	AGE 54	BIRTHPLACE Ill	VOL. 1.30	
COUNTY Tarrant	CITY Fort Worth			
OTHER MEMBERS OF FAMILY				
NAME	RELATIONSHIP	AGE	BIRTHPLACE	
Joel	B	8		
Walter W.	S	1		
Rebecca	S	1/2		
Douglas J.	F	64	Tenn	
Maggie	B	59	Mass	
John J.	B	23		

FORM 10-636
1910 CENSUS INDEX - FAMILY

U.S. DEPARTMENT OF COMMERCE
BUREAU OF THE CENSUS

TEXAS

W300	HEAD OF FAMILY		E.D.	SHEET
	Maggie		6	11
COLOR	AGE	BIRTHPLACE	VOL.	
W	30		26	
COUNTY		CITY		
Collin		McKinney		
OTHER MEMBERS OF FAMILY				
NAME		RELATIONSHIP	AGE	BIRTHPLACE
L Ruth		D	6	

FORM 10-636
1910 CENSUS INDEX - FAMILY

U. S. DEPARTMENT OF COMMERCE
BUREAU OF THE CENSUS

TEXAS

W300	NAME OF INDIVIDUAL Wood Maggie		E.D. 23	SHEET 42
COLOR W	AGE 23	BIRTHPLACE Dallas	VOL. 33	
COUNTY		CITY Dallas		
ENUMERATED WITH Wilson Kattie				
RELATIONSHIP TO ABOVE				
<input type="checkbox"/> SON	<input type="checkbox"/> NEPHEW	<input type="checkbox"/> STEPSON		
<input type="checkbox"/> DAUGHTER	<input type="checkbox"/> NIECE	<input type="checkbox"/> STEPDAUGHTER		
<input type="checkbox"/> BROTHER	<input type="checkbox"/> FATHER-IN-LAW	<input type="checkbox"/> COUSIN		
<input type="checkbox"/> SISTER	<input type="checkbox"/> MOTHER-IN-LAW	<input type="checkbox"/> HIRED MAN		
<input type="checkbox"/> FATHER	<input type="checkbox"/> SON-IN-LAW	<input checked="" type="checkbox"/> ROOMER		
<input type="checkbox"/> MOTHER	<input type="checkbox"/> DAUGHTER-IN-LAW	<input type="checkbox"/> SERVANT		
<input type="checkbox"/> GRANDSON	<input type="checkbox"/> BROTHER-IN-LAW	<input type="checkbox"/> OTHER (Specify)		
<input type="checkbox"/> GRANDDAUGHTER	<input type="checkbox"/> SISTER-IN-LAW			
<input type="checkbox"/> GRANDCHILD	<input type="checkbox"/> ORPHAN			

FORM 10-637
1910 CENSUS INDEX - INDIVIDUAL

U.S. DEPARTMENT OF COMMERCE
BUREAU OF THE CENSUS

TEXAS

W.300		NAME OF INDIVIDUAL		white Maggie		E.D.	SHEET
COLOR	B	AGE	8	BIRTHPLACE		23	99
COUNTY				Dallas	CITY	Dallas	VOL. 33
ENUMERATED WITH							
white Carrie							
RELATIONSHIP TO ABOVE							
<input type="checkbox"/> SON	<input type="checkbox"/> NEPHEW	<input type="checkbox"/> STEPSON					
<input type="checkbox"/> DAUGHTER	<input type="checkbox"/> NIECE	<input type="checkbox"/> STEPDAUGHTER					
<input type="checkbox"/> BROTHER	<input type="checkbox"/> FATHER-IN-LAW	<input type="checkbox"/> COUSIN					
<input type="checkbox"/> SISTER	<input type="checkbox"/> MOTHER-IN-LAW	<input type="checkbox"/> HIRED MAN					
<input type="checkbox"/> FATHER	<input type="checkbox"/> SON-IN-LAW	<input checked="" type="checkbox"/> ROOMER					
<input type="checkbox"/> MOTHER	<input type="checkbox"/> DAUGHTER-IN-LAW	<input type="checkbox"/> SERVANT					
<input type="checkbox"/> GRANDSON	<input type="checkbox"/> BROTHER-IN-LAW	<input type="checkbox"/> OTHER (Specify)					
<input type="checkbox"/> GRANDDAUGHTER	<input type="checkbox"/> SISTER-IN-LAW						
<input type="checkbox"/> GRANDCHILD	<input type="checkbox"/> ORPHAN						

FORM 10-637
 1910 CENSUS INDEX - INDIVIDUAL

U.S. DEPARTMENT OF COMMERCE
 BUREAU OF THE CENSUS

TEXAS

W300	NAME OF INDIVIDUAL <i>White, Mae E</i>		E.O. <i>118</i>	SHEET <i>104</i>
COLOR <i>W</i>	AGE <i>25</i>	BIRTHPLACE	VOL. <i>128</i>	
COUNTY <i>Tarrant</i>	CITY <i>Fort Worth</i>			
ENUMERATED WITH <i>Conlist, - Anna F</i>				
RELATIONSHIP TO ABOVE				
<input type="checkbox"/> SON	<input type="checkbox"/> NEPHEW	<input type="checkbox"/> STEPSON		
<input type="checkbox"/> DAUGHTER	<input type="checkbox"/> NIECE	<input type="checkbox"/> STEPDAUGHTER		
<input type="checkbox"/> BROTHER	<input type="checkbox"/> FATHER-IN-LAW	<input type="checkbox"/> COUSIN		
<input type="checkbox"/> SISTER	<input type="checkbox"/> MOTHER-IN-LAW	<input type="checkbox"/> HIRED MAN		
<input type="checkbox"/> FATHER	<input type="checkbox"/> SON-IN-LAW	<input checked="" type="checkbox"/> ROOMER		
<input type="checkbox"/> MOTHER	<input type="checkbox"/> DAUGHTER-IN-LAW	<input type="checkbox"/> SERVANT		
<input type="checkbox"/> GRANDSON	<input type="checkbox"/> BROTHER-IN-LAW	<input type="checkbox"/> OTHER (Specify)		
<input type="checkbox"/> GRANDDAUGHTER	<input type="checkbox"/> SISTER-IN-LAW			
<input type="checkbox"/> GRANDCHILD	<input type="checkbox"/> ORPHAN			

FORM 10-637
1910 CENSUS INDEX - INDIVIDUAL

U.S. DEPARTMENT OF COMMERCE
BUREAU OF THE CENSUS

TEXAS

W354	HEAD OF FAMILY		E.D.	SHEET
	111 1st St. 12112 12112		159	17
COLOR	AGE	BIRTHPLACE	VOL.	
W	42	Tex.	131	
COUNTY	Tarrant		CITY	
OTHER MEMBERS OF FAMILY				
NAME		RELATIONSHIP	AGE	BIRTHPLACE
Edward		S	22	
Margie		D	17	
Herald		S	15	
Alice		S	12	
Lester		D	5	Ocala

FORM 10 636
1910 CENSUS INDEX - FAMILY

U. S. DEPARTMENT OF COMMERCE
BUREAU OF THE CENSUS

TEXAS

6300		HEAD OF FAMILY		White Malison		E.D.	SHEET
COLOR	B	AGE	30	BIRTHPLACE	Miss	VOL.	59
COUNTY	Gonzales			CITY			
OTHER MEMBERS OF FAMILY							
	NAME	RELATIONSHIP	AGE	BIRTHPLACE			
	Mary	W	70	Miss			
	Fra	D	40				
	Fadre	GD	22				

FORM 10-636
1910 CENSUS INDEX - FAMILY

U. S. DEPARTMENT OF COMMERCE
BUREAU OF THE CENSUS

TEXAS

W300		NAME OF INDIVIDUAL Wyatt Madie		E.O. 2	SHEET 5
COLOR B	AGE 8	BIRTHPLACE		VOL. 5	
COUNTY Bastrop			CITY		
ENUMERATED WITH Kellough Wm R.					
RELATIONSHIP TO ABOVE					
<input type="checkbox"/> SON	<input type="checkbox"/> NEPHEW	<input type="checkbox"/> STEPSON			
<input type="checkbox"/> DAUGHTER	<input type="checkbox"/> NIECE	<input type="checkbox"/> STEPDAUGHTER			
<input type="checkbox"/> BROTHER	<input type="checkbox"/> FATHER-IN-LAW	<input type="checkbox"/> COUSIN			
<input type="checkbox"/> SISTER	<input type="checkbox"/> MOTHER-IN-LAW	<input type="checkbox"/> HIRED MAN			
<input type="checkbox"/> FATHER	<input type="checkbox"/> SON-IN-LAW	<input type="checkbox"/> ROOMER			
<input type="checkbox"/> MOTHER	<input type="checkbox"/> DAUGHTER-IN-LAW	<input type="checkbox"/> SERVANT			
<input type="checkbox"/> GRANDSON	<input type="checkbox"/> BROTHER-IN-LAW	<input type="checkbox"/> OTHER (Specify)			
<input checked="" type="checkbox"/> GRANDDAUGHTER	<input type="checkbox"/> SISTER-IN-LAW				
<input type="checkbox"/> GRANDCHILD	<input type="checkbox"/> ORPHAN				

FORM 10 637

1910 CENSUS INDEX - INDIVIDUAL

U. S. DEPARTMENT OF COMMERCE
BUREAU OF THE CENSUS

TEXAS

W300	NAME OF INDIVIDUAL Waitt, Marge		E.D. 92	SHEET 110
COLOR w	AGE 17	BIRTHPLACE La	VOL. 68	
COUNTY Harris		CITY Houston		
ENUMERATED WITH Nichols, J. Jay				
RELATIONSHIP TO ABOVE				
<input type="checkbox"/> SON	<input type="checkbox"/> NEPHEW	<input type="checkbox"/> STEPSON		
<input type="checkbox"/> DAUGHTER	<input type="checkbox"/> NIECE	<input type="checkbox"/> STEPDAUGHTER		
<input type="checkbox"/> BROTHER	<input type="checkbox"/> FATHER-IN-LAW	<input type="checkbox"/> COUSIN		
<input type="checkbox"/> SISTER	<input type="checkbox"/> MOTHER-IN-LAW	<input type="checkbox"/> HIRED MAN		
<input type="checkbox"/> FATHER	<input type="checkbox"/> SON-IN-LAW	<input checked="" type="checkbox"/> ROOMER		
<input type="checkbox"/> MOTHER	<input type="checkbox"/> DAUGHTER-IN-LAW	<input type="checkbox"/> SERVANT		
<input type="checkbox"/> GRANDSON	<input type="checkbox"/> BROTHER-IN-LAW	<input type="checkbox"/> OTHER (Specify)		
<input type="checkbox"/> GRANDDAUGHTER	<input type="checkbox"/> SISTER-IN-LAW			
<input type="checkbox"/> GRANDCHILD	<input type="checkbox"/> ORPHAN			

FORM 10-637
1910 CENSUS INDEX - INDIVIDUAL

U. S. DEPARTMENT OF COMMERCE
BUREAU OF THE CENSUS

TEXAS

u300	NAME OF INDIVIDUAL White Madeline P		E.O. 21	SHEET 186
COLOR W	AGE 20	BIRTHPLACE	VOL. 11	
COUNTY Bexar		CITY San Antonio		
ENUMERATED WITH Juttle Evelyn P				
RELATIONSHIP TO ABOVE				
<input type="checkbox"/> SON	<input type="checkbox"/> NEPHEW	<input type="checkbox"/> STEPSON		
<input type="checkbox"/> DAUGHTER	<input type="checkbox"/> NIECE	<input type="checkbox"/> STEPDAUGHTER		
<input type="checkbox"/> BROTHER	<input type="checkbox"/> FATHER-IN-LAW	<input type="checkbox"/> COUSIN		
<input type="checkbox"/> SISTER	<input type="checkbox"/> MOTHER-IN-LAW	<input type="checkbox"/> HIRED MAN		
<input type="checkbox"/> FATHER	<input type="checkbox"/> SON-IN-LAW	<input checked="" type="checkbox"/> ROOMER		
<input type="checkbox"/> MOTHER	<input type="checkbox"/> DAUGHTER-IN-LAW	<input type="checkbox"/> SERVANT		
<input type="checkbox"/> GRANDSON	<input type="checkbox"/> BROTHER-IN-LAW	<input type="checkbox"/> OTHER (Specify)		
<input type="checkbox"/> GRANDDAUGHTER	<input type="checkbox"/> SISTER-IN-LAW			
<input type="checkbox"/> GRANDCHILD	<input type="checkbox"/> ORPHAN			

FORM 10-637
1910 CENSUS INDEX - INDIVIDUAL

U. S. DEPARTMENT OF COMMERCE
BUREAU OF THE CENSUS

TEXAS

W 300	NAME OF INDIVIDUAL <i>White, Madeline</i>		E.O. 126	SHEET 171
COLOR <i>B</i>	AGE <i>9</i>	BIRTHPLACE	VOL. <i>79</i>	
COUNTY <i>Hunt</i>		CITY		
ENUMERATED WITH <i>White, Charles</i>				
RELATIONSHIP TO ABOVE				
<input type="checkbox"/> SON	<input type="checkbox"/> NEPHEW	<input type="checkbox"/> STEPSON		
<input type="checkbox"/> DAUGHTER	<input type="checkbox"/> NIECE	<input type="checkbox"/> STEPDAUGHTER		
<input type="checkbox"/> BROTHER	<input type="checkbox"/> FATHER-IN-LAW	<input type="checkbox"/> COUSIN		
<input type="checkbox"/> SISTER	<input type="checkbox"/> MOTHER-IN-LAW	<input type="checkbox"/> HIRED MAN		
<input type="checkbox"/> FATHER	<input type="checkbox"/> SON-IN-LAW	<input type="checkbox"/> ROOMER		
<input type="checkbox"/> MOTHER	<input type="checkbox"/> DAUGHTER-IN-LAW	<input type="checkbox"/> SERVANT		
<input type="checkbox"/> GRANDSON	<input type="checkbox"/> BROTHER-IN-LAW	<input type="checkbox"/> OTHER (Specify)		
<input checked="" type="checkbox"/> GRANDDAUGHTER	<input type="checkbox"/> SISTER-IN-LAW			
<input type="checkbox"/> GRANDCHILD	<input type="checkbox"/> ORPHAN			

FORM 10-637
1910 CENSUS INDEX - INDIVIDUAL

U.S. DEPARTMENT OF COMMERCE
BUREAU OF THE CENSUS

TEXAS

10-300	HEAD OF FAMILY		E.D.	SHEET
	W. G. M. M. M. G.		279	331
COLOR	AGE	BIRTHPLACE	VOL.	
W	41	Tex.	132.	
COUNTY	Tom Green		CITY	
			San Angelo	
OTHER MEMBERS OF FAMILY				
NAME		RELATIONSHIP	AGE	BIRTHPLACE
Katherine E.		W	31	Pa.
Doris H.		D.	18	Tex.
Maore Kasper M.		S.D.	11	

FORM 10-636

1910 CENSUS INDEX - FAMILY

U. S. DEPARTMENT OF COMMERCE
BUREAU OF THE CENSUS

TEXAS

10300	HEAD OF FAMILY Wyatt Mack J		E.D. 100	SHEET 1
COLOR W	AGE 47	BIRTHPLACE Ga	VOL. 17	
COUNTY Brown		CITY		
OTHER MEMBERS OF FAMILY				
NAME		RELATIONSHIP	AGE	BIRTHPLACE
Wyatt Rufus J		S	13	

FORM 10-636
1910 CENSUS INDEX - FAMILY

U.S. DEPARTMENT OF COMMERCE
BUREAU OF THE CENSUS

TEXAS

W 300	HEAD OF FAMILY		E.D.	SHEET
COLOR	AGE	BIRTHPLACE	VOL.	
W	31		143	161
COUNTY	CITY			
	Madison			
OTHER MEMBERS OF FAMILY				
NAME		RELATIONSHIP	AGE	BIRTHPLACE
Lula		W	28	
Essie		D	8	
Linnion		S	6	
Medie		D	4	
Agnes		D	1/2	

FORM 10-636
1910 CENSUS INDEX - FAMILY

U.S. DEPARTMENT OF COMMERCE
BUREAU OF THE CENSUS

TEXAS

2300	HEAD OF FAMILY White, Mack C.		E.D. 101	SWEET 100
COLOR W	AGE 23	BIRTHPLACE	VOL. 108	
COUNTY Navarro	CITY Barry			
OTHER MEMBERS OF FAMILY				
	NAME	RELATIONSHIP	AGE	BIRTHPLACE
	Mattie	W	18	
	Ezra	B	16	
				V

FORM 10 636
1910 CENSUS INDEX - FAMILYU. S. DEPARTMENT OF COMMERCE
BUREAU OF THE CENSUS

TEXAS

W 300	HEAD OF FAMILY		Hood Mack C	E.D.	SHEET
				141	283
COLOR	AGE	BIRTHPLACE		VOL.	
W	32			46	
COUNTY			CITY		
Ellis					
OTHER MEMBERS OF FAMILY					
	NAME	RELATIONSHIP	AGE	BIRTHPLACE	
	Mora H	H	26	9	
	William P	S	9	-	
	Earlann	S	7		
	Nora C	D	3		

FORM 10-636

1910 CENSUS INDEX - FAMILY

U. S. DEPARTMENT OF COMMERCE
BUREAU OF THE CENSUS

TEXAS

HW 300		NAME OF INDIVIDUAL Wood Mack		E.D. 132	SHEET 26
COLOR B	AGE 8	BIRTHPLACE		VOL. 135	
COUNTY			CITY Titus		
ENUMERATED WITH Allen Albert					
RELATIONSHIP TO ABOVE					
<input type="checkbox"/> SON	<input checked="" type="checkbox"/> NEPHEW	<input type="checkbox"/> STEPSON			
<input type="checkbox"/> DAUGHTER	<input type="checkbox"/> NIECE	<input type="checkbox"/> STEPDAUGHTER			
<input type="checkbox"/> BROTHER	<input type="checkbox"/> FATHER-IN-LAW	<input type="checkbox"/> COUSIN			
<input type="checkbox"/> SISTER	<input type="checkbox"/> MOTHER-IN-LAW	<input type="checkbox"/> HIRED MAN			
<input type="checkbox"/> FATHER	<input type="checkbox"/> SON-IN-LAW	<input type="checkbox"/> ROOMER			
<input type="checkbox"/> MOTHER	<input type="checkbox"/> DAUGHTER-IN-LAW	<input type="checkbox"/> SERVANT			
<input type="checkbox"/> GRANDSON	<input type="checkbox"/> BROTHER-IN-LAW	<input type="checkbox"/> OTHER (Specify)			
<input type="checkbox"/> GRANDDAUGHTER	<input type="checkbox"/> SISTER-IN-LAW				
<input type="checkbox"/> GRANDCHILD	<input type="checkbox"/> ORPHAN				

FORM BC-627 (5-5-67)
FORMERLY 10-687

1910 CENSUS INDEX - INDIVIDUAL

U.S. DEPARTMENT OF COMMERCE
BUREAU OF THE CENSUS

TEXAS

10300	HEAD OF FAMILY W. H. A. Mack		E.D. 1680	SHEET 12
COLOR W	AGE 33	BIRTHPLACE	VOL. 105-	
COUNTY Montague	CITY			
OTHER MEMBERS OF FAMILY				
	NAME	RELATIONSHIP	AGE	BIRTHPLACE
	W. H. A.	W	48	
	W. H. A.	L	8	
	W. H. A.	S	5	
	W. H. A.	P	3	

FORM 10 636
1910 CENSUS INDEX - FAMILY

U. S. DEPARTMENT OF COMMERCE
BUREAU OF THE CENSUS

TEXAS

W 3w		NAME OF INDIVIDUAL Witt Mack		E.D.	SHEET
COLOR W	AGE 38	BIRTHPLACE		71	209
COUNTY Kinney			CITY		
ENUMERATED WITH Witt Sam					
RELATIONSHIP TO ABOVE					
<input type="checkbox"/> SON	<input type="checkbox"/> NEPHEW	<input type="checkbox"/> STEPSON			
<input type="checkbox"/> DAUGHTER	<input type="checkbox"/> NIECE	<input type="checkbox"/> STEPDAUGHTER			
<input checked="" type="checkbox"/> BROTHER	<input type="checkbox"/> FATHER-IN-LAW	<input type="checkbox"/> COUSIN			
<input type="checkbox"/> SISTER	<input type="checkbox"/> MOTHER-IN-LAW	<input type="checkbox"/> HIRED MAN			
<input type="checkbox"/> FATHER	<input type="checkbox"/> SON-IN-LAW	<input type="checkbox"/> ROOMER			
<input type="checkbox"/> MOTHER	<input type="checkbox"/> DAUGHTER-IN-LAW	<input type="checkbox"/> SERVANT			
<input type="checkbox"/> GRANDSON	<input type="checkbox"/> BROTHER-IN-LAW	<input type="checkbox"/> OTHER (Specify)			
<input type="checkbox"/> GRANDDAUGHTER	<input type="checkbox"/> SISTER-IN-LAW				
<input type="checkbox"/> GRANDCHILD	<input type="checkbox"/> ORPHAN				

FORM 10-637

1910 CENSUS INDEX - INDIVIDUAL

U. S. DEPARTMENT OF COMMERCE
BUREAU OF THE CENSUS

TEXAS

W 300		HEAD OF FAMILY		Wood, Mack		E.O.	SHEET
COLOR	W	AGE	34	BIRTHPLACE		24	12
COUNTY	Burlleson			CITY		VOL.	18
OTHER MEMBERS OF FAMILY							
NAME	RELATIONSHIP	AGE	BIRTHPLACE				
Emma	W	31					
Ollie	S	7					
Lorris	S	5					
Lepida	D	3					

FORM 10-636

1910 CENSUS INDEX - FAMILY

U.S. DEPARTMENT OF COMMERCE
BUREAU OF THE CENSUS

TEXAS

W300		NAME OF INDIVIDUAL Wheat Mack		E.D. 5		SHEET 20	
COLOR w		AGE 21	BIRTHPLACE		VOL. 2		
COUNTY			Angelina		CITY		
ENUMERATED WITH Ibrahim Peter H.							
RELATIONSHIP TO ABOVE							
<input type="checkbox"/> SON <input type="checkbox"/> DAUGHTER <input type="checkbox"/> BROTHER <input type="checkbox"/> SISTER <input type="checkbox"/> FATHER <input type="checkbox"/> MOTHER <input type="checkbox"/> GRANDSON <input type="checkbox"/> GRANDDAUGHTER <input type="checkbox"/> GRANDCHILD		<input type="checkbox"/> NEPHEW <input type="checkbox"/> NIECE <input type="checkbox"/> FATHER-IN-LAW <input type="checkbox"/> MOTHER-IN-LAW <input type="checkbox"/> SON-IN-LAW <input type="checkbox"/> DAUGHTER-IN-LAW <input checked="" type="checkbox"/> BROTHER-IN-LAW <input type="checkbox"/> SISTER-IN-LAW <input type="checkbox"/> ORPHAN		<input type="checkbox"/> STEPSON <input type="checkbox"/> STEPDAUGHTER <input type="checkbox"/> COUSIN <input type="checkbox"/> HIRED MAN <input type="checkbox"/> ROOMER <input type="checkbox"/> SERVANT <input type="checkbox"/> OTHER (Specify)			

FORM 10 637
1910 CENSUS INDEX - INDIVIDUAL

U. S. DEPARTMENT OF COMMERCE
BUREAU OF THE CENSUS

TEXAS

W-300	NAME OF INDIVIDUAL <i>White Marble C</i>		E.D. <i>43</i>	SHEET <i>135</i>
COLOR <i>W</i>	AGE <i>32</i>	BIRTHPLACE <i>Mich</i>	VOL. <i>55</i>	
COUNTY	CITY <i>Galveston</i>			
ENUMERATED WITH <i>Jed Williamson W</i>				
RELATIONSHIP TO ABOVE:				
<input type="checkbox"/> SON	<input type="checkbox"/> NEPHEW	<input type="checkbox"/> STEPSON		
<input checked="" type="checkbox"/> DAUGHTER	<input type="checkbox"/> NIECE	<input type="checkbox"/> STEPDAUGHTER		
<input type="checkbox"/> BROTHER	<input type="checkbox"/> FATHER-IN-LAW	<input type="checkbox"/> COUSIN		
<input type="checkbox"/> SISTER	<input type="checkbox"/> MOTHER-IN-LAW	<input type="checkbox"/> HIRED MAN		
<input type="checkbox"/> FATHER	<input type="checkbox"/> SON-IN-LAW	<input checked="" type="checkbox"/> ROOMER		
<input type="checkbox"/> MOTHER	<input type="checkbox"/> DAUGHTER-IN-LAW	<input type="checkbox"/> SERVANT		
<input type="checkbox"/> GRANDSON	<input type="checkbox"/> BROTHER-IN-LAW	<input type="checkbox"/> OTHER (Specify)		
<input type="checkbox"/> GRANDDAUGHTER	<input type="checkbox"/> SISTER-IN-LAW			
<input type="checkbox"/> GRANDCHILD	<input type="checkbox"/> ORPHAN			

FORM 10-637
1910 CENSUS INDEX - INDIVIDUAL

U. S. DEPARTMENT OF COMMERCE
BUREAU OF THE CENSUS

TEXAS

0300	NAME OF INDIVIDUAL <i>Wood, Mable</i>		E.D. 75	SHEET 184
COLOR <i>W</i>	AGE 4	BIRTHPLACE	VOL. 83	
COUNTY <i>Jefferson</i>		CITY <i>Beaumont</i>		
ENUMERATED WITH <i>Osteen, Henry W.</i>				
RELATIONSHIP TO ABOVE				
<input type="checkbox"/> SON	<input type="checkbox"/> NEPHEW	<input type="checkbox"/> STEPSON		
<input type="checkbox"/> DAUGHTER	<input type="checkbox"/> NIECE	<input type="checkbox"/> STEPDAUGHTER		
<input type="checkbox"/> BROTHER	<input type="checkbox"/> FATHER-IN-LAW	<input type="checkbox"/> COUSIN		
<input type="checkbox"/> SISTER	<input type="checkbox"/> MOTHER-IN-LAW	<input type="checkbox"/> HIRED MAN		
<input type="checkbox"/> FATHER	<input type="checkbox"/> SON-IN-LAW	<input checked="" type="checkbox"/> ROOMER		
<input type="checkbox"/> MOTHER	<input type="checkbox"/> DAUGHTER-IN-LAW	<input type="checkbox"/> SERVANT		
<input type="checkbox"/> GRANDSON	<input type="checkbox"/> BROTHER-IN-LAW	<input type="checkbox"/> OTHER (Specify)		
<input type="checkbox"/> GRANDDAUGHTER	<input type="checkbox"/> SISTER-IN-LAW			
<input type="checkbox"/> GRANDCHILD	<input type="checkbox"/> ORPHAN			

FORM 10-637
1910 CENSUS INDEX - INDIVIDUAL

U.S. DEPARTMENT OF COMMERCE
BUREAU OF THE CENSUS

TEXAS

W 300		NAME OF INDIVIDUAL		Wittie Malice		E.D.	SHEET
COLOR	W	AGE	22	BIRTHPLACE	Ks.	87	94
COUNTY				Grayson	CITY	61	
ENUMERATED WITH							
Wessen Charles A.							
RELATIONSHIP TO ABOVE							
<input type="checkbox"/> SON	<input type="checkbox"/> NEPHEW	<input type="checkbox"/> STEPSON					
<input checked="" type="checkbox"/> DAUGHTER	<input type="checkbox"/> NIECE	<input type="checkbox"/> STEPDAUGHTER					
<input type="checkbox"/> BROTHER	<input type="checkbox"/> FATHER-IN-LAW	<input type="checkbox"/> COUSIN					
<input type="checkbox"/> SISTER	<input type="checkbox"/> MOTHER-IN-LAW	<input type="checkbox"/> HIRED MAN					
<input type="checkbox"/> FATHER	<input type="checkbox"/> SON-IN-LAW	<input type="checkbox"/> ROOMER					
<input type="checkbox"/> MOTHER	<input type="checkbox"/> DAUGHTER-IN-LAW	<input type="checkbox"/> SERVANT					
<input type="checkbox"/> GRANDSON	<input type="checkbox"/> BROTHER-IN-LAW	<input type="checkbox"/> OTHER (Specify)					
<input type="checkbox"/> GRANDDAUGHTER	<input type="checkbox"/> SISTER-IN-LAW						
<input type="checkbox"/> GRANDCHILD	<input type="checkbox"/> ORPHAN						

FORM 10-637

1910 CENSUS INDEX - INDIVIDUAL

U.S. DEPARTMENT OF COMMERCE
BUREAU OF THE CENSUS

TEXAS

20300	NAME OF INDIVIDUAL <i>White Mabel Inez</i>		E.D. 75	SHEET 243
COLOR <i>W</i>	AGE <i>3</i>	BIRTHPLACE	VOL. 107	
COUNTY <i>Navarro</i>		CITY		
ENUMERATED WITH <i>Marrison Bar J</i>				
RELATIONSHIP TO ABOVE				
<input type="checkbox"/> SON	<input type="checkbox"/> NEPHEW	<input type="checkbox"/> STEPSON		
<input type="checkbox"/> DAUGHTER	<input type="checkbox"/> NIECE	<input type="checkbox"/> STEPDAUGHTER		
<input type="checkbox"/> BROTHER	<input type="checkbox"/> FATHER-IN-LAW	<input type="checkbox"/> COUSIN		
<input type="checkbox"/> SISTER	<input type="checkbox"/> MOTHER-IN-LAW	<input type="checkbox"/> HIRED MAN		
<input type="checkbox"/> FATHER	<input type="checkbox"/> SON-IN-LAW	<input type="checkbox"/> ROOMER		
<input type="checkbox"/> MOTHER	<input type="checkbox"/> DAUGHTER-IN-LAW	<input type="checkbox"/> SERVANT		
<input type="checkbox"/> GRANDSON	<input type="checkbox"/> BROTHER-IN-LAW	<input type="checkbox"/> OTHER (<i>Specify</i>)		
<input checked="" type="checkbox"/> GRANDDAUGHTER	<input type="checkbox"/> SISTER-IN-LAW			
<input type="checkbox"/> GRANDCHILD	<input type="checkbox"/> ORPHAN			

FORM 10 637
1910 CENSUS INDEX - INDIVIDUAL

U. S. DEPARTMENT OF COMMERCE
BUREAU OF THE CENSUS

TEXAS

W300	NAME OF INDIVIDUAL Watt Mabel		E.D. 179	SHEET 133
COLOR W	AGE 24	BIRTHPLACE	VOL. 110	
COUNTY Nolan		CITY		
ENUMERATED WITH Mc Burnett Etc				
RELATIONSHIP TO ABOVE				
<input type="checkbox"/> SON	<input type="checkbox"/> NEPHEW	<input type="checkbox"/> STEPSON		
<input checked="" type="checkbox"/> DAUGHTER	<input type="checkbox"/> NIECE	<input type="checkbox"/> STEPDAUGHTER		
<input type="checkbox"/> BROTHER	<input type="checkbox"/> FATHER-IN-LAW	<input type="checkbox"/> COURN		
<input type="checkbox"/> SISTER —	<input type="checkbox"/> MOTHER-IN-LAW	<input type="checkbox"/> HIRED MAN		
<input type="checkbox"/> FATHER	<input type="checkbox"/> SON-IN-LAW	<input type="checkbox"/> ROOMER		
<input type="checkbox"/> MOTHER	<input type="checkbox"/> DAUGHTER-IN-LAW	<input type="checkbox"/> SERVANT		
<input type="checkbox"/> GRANDSON	<input type="checkbox"/> BROTHER-IN-LAW	<input type="checkbox"/> OTHER (Specify)		
<input type="checkbox"/> GRANDDAUGHTER	<input type="checkbox"/> SISTER-IN-LAW			
<input type="checkbox"/> GRANDCHILD	<input type="checkbox"/> ORPHAN			

FORM 10 637
1910 CENSUS INDEX — INDIVIDUAL

U.S. DEPARTMENT OF COMMERCE
BUREAU OF THE CENSUS

TEXAS

W300		NAME OF INDIVIDUAL Wood Mabel		E.D. 63	SHEET 186
COLOR B	AGE 8	BIRTHPLACE		VOL. 81	
COUNTY Jasper			CITY		
ENUMERATED WITH Jones Charlie					
RELATIONSHIP TO ABOVE					
<input type="checkbox"/> SON	<input type="checkbox"/> NEPHEW	<input type="checkbox"/> STEPSON			
<input type="checkbox"/> DAUGHTER	<input type="checkbox"/> NIECE	<input checked="" type="checkbox"/> STEPDAUGHTER			
<input type="checkbox"/> BROTHER	<input type="checkbox"/> FATHER-IN-LAW	<input type="checkbox"/> COUSIN			
<input type="checkbox"/> SISTER	<input type="checkbox"/> MOTHER-IN-LAW	<input type="checkbox"/> HIRED MAN			
<input type="checkbox"/> FATHER	<input type="checkbox"/> SON-IN-LAW	<input type="checkbox"/> ROOMER			
<input type="checkbox"/> MOTHER	<input type="checkbox"/> DAUGHTER-IN-LAW	<input type="checkbox"/> SERVANT			
<input type="checkbox"/> GRANDSON	<input type="checkbox"/> BROTHER-IN-LAW	<input type="checkbox"/> OTHER (Specify)			
<input type="checkbox"/> GRANDDAUGHTER	<input type="checkbox"/> SISTER-IN-LAW				
<input type="checkbox"/> GRANDCHILD	<input type="checkbox"/> ORPHAN				

FORM 10-637
1910 CENSUS INDEX - INDIVIDUAL

U.S. DEPARTMENT OF COMMERCE
BUREAU OF THE CENSUS

TEXAS

W300	NAME OF INDIVIDUAL <i>White Mabel</i>		E.D. <i>97</i>	SHEET <i>11</i>
COLOR <i>W</i>	AGE <i>17</i>	BIRTHPLACE <i>Ark</i>	VOL. <i>90</i>	
COUNTY <i>LARUE</i>		CITY		
ENUMERATED WITH <i>Wheeler Washington</i>				
RELATIONSHIP TO ABOVE				
<input type="checkbox"/> SON	<input type="checkbox"/> NEPHEW	<input type="checkbox"/> STEPSON		
<input type="checkbox"/> DAUGHTER	<input type="checkbox"/> NIECE	<input type="checkbox"/> STEPDAUGHTER		
<input type="checkbox"/> BROTHER	<input type="checkbox"/> FATHER-IN-LAW	<input type="checkbox"/> COUSIN		
<input type="checkbox"/> SISTER	<input type="checkbox"/> MOTHER-IN-LAW	<input type="checkbox"/> HIRED MAN		
<input type="checkbox"/> FATHER	<input type="checkbox"/> SON-IN-LAW	<input type="checkbox"/> ROOMER		
<input type="checkbox"/> MOTHER	<input type="checkbox"/> DAUGHTER-IN-LAW	<input type="checkbox"/> SERVANT		
<input type="checkbox"/> GRANDSON	<input type="checkbox"/> BROTHER-IN-LAW	<input checked="" type="checkbox"/> OTHER (Specify)		
<input type="checkbox"/> GRANDDAUGHTER	<input type="checkbox"/> SISTER-IN-LAW	<i>Clerk</i>		
<input type="checkbox"/> GRANDCHILD	<input type="checkbox"/> ORPHAN			

FORM 10-637

1910 CENSUS INDEX - INDIVIDUAL

U S DEPARTMENT OF COMMERCE
BUREAU OF THE CENSUS

TEXAS

W300		NAME OF INDIVIDUAL <i>White-mabel</i>		E.O. 72	SHEET 112
COLOR <i>W</i>	AGE 22	BIRTHPLACE <i>Ky</i>		VOL. 30	
COUNTY <i>Dallam</i>		CITY <i>Selhart</i>			
ENUMERATED WITH <i>Walter W. W. y</i>					
RELATIONSHIP TO ABOVE					
<input type="checkbox"/> SON	<input type="checkbox"/> NEPHEW	<input type="checkbox"/> STEPSON		<input checked="" type="checkbox"/> STEPDAUGHTER	
<input type="checkbox"/> DAUGHTER	<input type="checkbox"/> NIECE	<input type="checkbox"/> FATHER-IN-LAW		<input type="checkbox"/> COUSIN	
<input type="checkbox"/> BROTHER	<input type="checkbox"/> FATHER-IN-LAW	<input type="checkbox"/> MOTHER-IN-LAW		<input type="checkbox"/> HIRED MAN	
<input type="checkbox"/> SISTER	<input type="checkbox"/> MOTHER-IN-LAW	<input type="checkbox"/> SON-IN-LAW		<input type="checkbox"/> ROOMER	
<input type="checkbox"/> FATHER	<input type="checkbox"/> SON-IN-LAW	<input type="checkbox"/> DAUGHTER-IN-LAW		<input type="checkbox"/> SERVANT	
<input type="checkbox"/> MOTHER	<input type="checkbox"/> DAUGHTER-IN-LAW	<input type="checkbox"/> BROTHER-IN-LAW		<input type="checkbox"/> OTHER (Specify)	
<input type="checkbox"/> GRANDSON	<input type="checkbox"/> BROTHER-IN-LAW				
<input type="checkbox"/> GRANDDAUGHTER	<input type="checkbox"/> SISTER-IN-LAW				
<input type="checkbox"/> GRANDCHILD	<input type="checkbox"/> ORPHAN				

FORM 10-637

1910 CENSUS INDEX - INDIVIDUAL

U.S. DEPARTMENT OF COMMERCE
BUREAU OF THE CENSUS

TEXAS

W300	NAME OF INDIVIDUAL <i>Hyatt Mabel</i>		E.D. 65	SHEET 188
COLOR B	AGE 6	BIRTHPLACE	VOL. 67	
COUNTY Harris		CITY Houston		
ENUMERATED WITH <i>Harris Jno</i>				
RELATIONSHIP TO ABOVE				
<input type="checkbox"/> SON	<input type="checkbox"/> NEPHEW	<input type="checkbox"/> STEPSON		
<input type="checkbox"/> DAUGHTER	<input type="checkbox"/> NIECE	<input type="checkbox"/> STEPDAUGHTER		
<input type="checkbox"/> BROTHER	<input type="checkbox"/> FATHER-IN-LAW	<input type="checkbox"/> COUSIN		
<input type="checkbox"/> SISTER	<input type="checkbox"/> MOTHER-IN-LAW	<input checked="" type="checkbox"/> HIRED MAN		
<input type="checkbox"/> FATHER	<input type="checkbox"/> SON-IN-LAW	<input type="checkbox"/> ROOMER		
<input type="checkbox"/> MOTHER	<input type="checkbox"/> DAUGHTER-IN-LAW	<input type="checkbox"/> SERVANT		
<input type="checkbox"/> GRANDSON	<input type="checkbox"/> BROTHER-IN-LAW	<input type="checkbox"/> OTHER (Specify)		
<input checked="" type="checkbox"/> GRANDDAUGHTER	<input type="checkbox"/> SISTER-IN-LAW			
<input type="checkbox"/> GRANDCHILD	<input type="checkbox"/> ORPHAN			

FORM 10-637

1910 CENSUS INDEX - INDIVIDUAL

U.S. DEPARTMENT OF COMMERCE
BUREAU OF THE CENSUS

TEXAS

11-300	NAME OF INDIVIDUAL <i>Wood Mabel</i>		E.D. <i>73</i>	SHEET <i>81</i>
COLOR <i>W</i>	AGE <i>34</i>	BIRTHPLACE <i>Mich</i>	VOL. <i>67</i>	
COUNTY <i>Harris</i>		CITY <i>Houston</i>		
ENUMERATED WITH <i>Henderson Rufus B.</i>				
RELATIONSHIP TO ABOVE				
<input type="checkbox"/> SON	<input type="checkbox"/> NEPHEW	<input type="checkbox"/> STEPSON		
<input type="checkbox"/> DAUGHTER	<input type="checkbox"/> NIECE	<input type="checkbox"/> STEPDAUGHTER		
<input type="checkbox"/> BROTHER	<input type="checkbox"/> FATHER-IN-LAW	<input type="checkbox"/> COUSIN		
<input type="checkbox"/> SISTER	<input type="checkbox"/> MOTHER-IN-LAW	<input type="checkbox"/> HIRED MAN		
<input type="checkbox"/> FATHER	<input type="checkbox"/> SON-IN-LAW	<input checked="" type="checkbox"/> ROOMER		
<input type="checkbox"/> MOTHER	<input type="checkbox"/> DAUGHTER-IN-LAW	<input type="checkbox"/> SERVANT		
<input type="checkbox"/> GRANDSON	<input type="checkbox"/> BROTHER-IN-LAW	<input type="checkbox"/> OTHER (Specify)		
<input type="checkbox"/> GRANDDAUGHTER	<input type="checkbox"/> SISTER-IN-LAW			
<input type="checkbox"/> GRANDCHILD	<input type="checkbox"/> ORPHAN			

FORM 10 637
1910 CENSUS INDEX - INDIVIDUAL

U. S. DEPARTMENT OF COMMERCE
BUREAU OF THE CENSUS

TEXAS

W300		NAME OF INDIVIDUAL <i>Wood, Mabel</i>		E.D. <i>104</i>	SHEET <i>134</i>
COLOR <i>W</i>	AGE <i>4</i>	BIRTHPLACE		VOL. <i>140</i>	
COUNTY <i>Van Zandt</i>		CITY			
ENUMERATED WITH <i>Thern, John S.</i>					
RELATIONSHIP TO ABOVE					
<input type="checkbox"/> SON	<input checked="" type="checkbox"/> NEPHEW	<input type="checkbox"/> STEPSON			
<input type="checkbox"/> DAUGHTER	<input type="checkbox"/> NIECE	<input type="checkbox"/> STEPDAUGHTER			
<input type="checkbox"/> BROTHER	<input type="checkbox"/> FATHER-IN-LAW	<input type="checkbox"/> COUSIN			
<input type="checkbox"/> SISTER	<input type="checkbox"/> MOTHER-IN-LAW	<input type="checkbox"/> HIRED MAN			
<input type="checkbox"/> FATHER	<input type="checkbox"/> SON-IN-LAW	<input type="checkbox"/> ROOMER			
<input type="checkbox"/> MOTHER	<input type="checkbox"/> DAUGHTER-IN-LAW	<input type="checkbox"/> SERVANT			
<input type="checkbox"/> GRANDSON	<input type="checkbox"/> BROTHER-IN-LAW	<input type="checkbox"/> OTHER (Specify)			
<input type="checkbox"/> GRANDDAUGHTER	<input type="checkbox"/> SISTER-IN-LAW				
<input type="checkbox"/> GRANDCHILD	<input type="checkbox"/> ORPHAN				

FORM BC-627 (5-9-67)
FORMERLY 10-637

1910 CENSUS INDEX - INDIVIDUAL

U.S. DEPARTMENT OF COMMERCE
BUREAU OF THE CENSUS

TEXAS

NAME OF INDIVIDUAL <i>White Mabel</i>		E.D. <i>120</i>	SHEET <i>167</i>
COLOR <i>W</i>	AGE <i>20</i>	BIRTHPLACE	
COUNTY <i>Van Zandt</i>		CITY <i>140</i>	
ENUMERATED WITH <i>Sherbut James F</i>			
RELATIONSHIP TO ABOVE			
<input type="checkbox"/> SON	<input type="checkbox"/> NEPHEW	<input type="checkbox"/> STEPSON	
<input type="checkbox"/> DAUGHTER	<input type="checkbox"/> NIECE	<input type="checkbox"/> STEPDAUGHTER	
<input type="checkbox"/> BROTHER	<input type="checkbox"/> FATHER-IN-LAW	<input type="checkbox"/> COUSIN	
<input type="checkbox"/> SISTER	<input type="checkbox"/> MOTHER-IN-LAW	<input type="checkbox"/> HIRED MAN	
<input type="checkbox"/> FATHER	<input type="checkbox"/> SON-IN-LAW	<input type="checkbox"/> ROOMER	
<input type="checkbox"/> MOTHER	<input type="checkbox"/> DAUGHTER-IN-LAW	<input type="checkbox"/> SERVANT	
<input checked="" type="checkbox"/> GRANDSON	<input type="checkbox"/> BROTHER-IN-LAW	<input type="checkbox"/> OTHER (Specify)	
<input type="checkbox"/> GRANDDAUGHTER	<input type="checkbox"/> SISTER-IN-LAW		
<input type="checkbox"/> GRANDCHILD	<input type="checkbox"/> ORPHAN		

FORM BC-627 (5-5-67)
FORMERLY 10-637

1910 CENSUS INDEX - INDIVIDUAL

U.S. DEPARTMENT OF COMMERCE
BUREAU OF THE CENSUS

TEXAS

(11320)		NAME OF INDIVIDUAL <i>Wood Mabel</i>		E.D. 243	SHEET 13
COLOR <i>W</i>	AGE 30	BIRTHPLACE		VOL. 126	
COUNTY <i>Sterling</i>			CITY		
ENUMERATED WITH <i>Walker H.W.</i>					
RELATIONSHIP TO ABOVE					
<input type="checkbox"/> SON	<input type="checkbox"/> NEPHEW	<input type="checkbox"/> STEPSON			
<input type="checkbox"/> DAUGHTER	<input checked="" type="checkbox"/> NIECE	<input type="checkbox"/> STEPDAUGHTER			
<input type="checkbox"/> BROTHER	<input type="checkbox"/> FATHER-IN-LAW	<input type="checkbox"/> COUSIN			
<input type="checkbox"/> SISTER	<input type="checkbox"/> MOTHER-IN-LAW	<input type="checkbox"/> HIRED MAN			
<input type="checkbox"/> FATHER	<input type="checkbox"/> SON-IN-LAW	<input type="checkbox"/> ROOMER			
<input type="checkbox"/> MOTHER	<input type="checkbox"/> DAUGHTER-IN-LAW	<input type="checkbox"/> SERVANT			
<input type="checkbox"/> GRANDSON	<input type="checkbox"/> BROTHER-IN-LAW	<input type="checkbox"/> OTHER (Specify)			
<input type="checkbox"/> GRANDDAUGHTER	<input type="checkbox"/> SISTER-IN-LAW				
<input type="checkbox"/> GRANDCHILD	<input type="checkbox"/> ORPHAN				

FORM 10-637 (5-10-52)

1910 CENSUS INDEX - INDIVIDUAL

U.S. DEPARTMENT OF COMMERCE
BUREAU OF THE CENSUS

© GPO : 1962 O-581423

TEXAS

W300		NAME OF INDIVIDUAL Woody Mahel		E.O. 135	SHEET 108
COLOR W	AGE 20	BIRTHPLACE Eng		VOL. 130	
COUNTY Tarrant		CITY Fort Worth			
ENUMERATED WITH Woody A. J.					
RELATIONSHIP TO ABOVE					
<input type="checkbox"/> SON	<input type="checkbox"/> NEPHEW	<input type="checkbox"/> STEPSON			
<input type="checkbox"/> DAUGHTER	<input type="checkbox"/> NIECE	<input type="checkbox"/> STEPDAUGHTER			
<input checked="" type="checkbox"/> BROTHER	<input type="checkbox"/> FATHER-IN-LAW	<input type="checkbox"/> COUSIN			
<input type="checkbox"/> SISTER	<input type="checkbox"/> MOTHER-IN-LAW	<input type="checkbox"/> HIRED MAN			
<input type="checkbox"/> FATHER	<input type="checkbox"/> SON-IN-LAW	<input type="checkbox"/> ROOMER			
<input type="checkbox"/> MOTHER	<input checked="" type="checkbox"/> DAUGHTER-IN-LAW	<input type="checkbox"/> SERVANT			
<input type="checkbox"/> GRANDSON	<input type="checkbox"/> BROTHER-IN-LAW	<input type="checkbox"/> OTHER (Specify)			
<input type="checkbox"/> GRANDDAUGHTER	<input type="checkbox"/> SISTER-IN-LAW				
<input type="checkbox"/> GRANDCHILD	<input type="checkbox"/> ORPHAN				

FORM 10 637

1910 CENSUS INDEX - INDIVIDUAL

U. S. DEPARTMENT OF COMMERCE
BUREAU OF THE CENSUS

TEXAS

W 300	NAME OF INDIVIDUAL <i>White Mabel</i>		E.O. 86	SHEET 13
COLOR W	AGE 19	BIRTHPLACE <i>Texas</i>	VOL. 37	
COUNTY	<i>Dallas</i>		CITY	
ENUMERATED WITH <i>Nash Charles L.</i>				
RELATIONSHIP TO ABOVE				
<input type="checkbox"/> SON	<input type="checkbox"/> NEPHEW	<input type="checkbox"/> STEPSON		
<input type="checkbox"/> DAUGHTER	<input type="checkbox"/> NIECE	<input type="checkbox"/> STEPDAUGHTER		
<input type="checkbox"/> BROTHER	<input type="checkbox"/> FATHER-IN-LAW	<input type="checkbox"/> COUSIN		
<input type="checkbox"/> SISTER	<input type="checkbox"/> MOTHER-IN-LAW	<input type="checkbox"/> HIRED MAN		
<input type="checkbox"/> FATHER	<input type="checkbox"/> SON-IN-LAW	<input checked="" type="checkbox"/> ROOMER		
<input type="checkbox"/> MOTHER	<input type="checkbox"/> DAUGHTER-IN-LAW	<input type="checkbox"/> SERVANT		
<input type="checkbox"/> GRANDSON	<input type="checkbox"/> BROTHER-IN-LAW	<input type="checkbox"/> OTHER (Specify)		
<input type="checkbox"/> GRANDDAUGHTER	<input type="checkbox"/> SISTER-IN-LAW			
<input type="checkbox"/> GRANDCHILD	<input type="checkbox"/> ORPHAN			

FORM 10-637
1910 CENSUS INDEX - INDIVIDUAL

U.S. DEPARTMENT OF COMMERCE
BUREAU OF THE CENSUS

TEXAS

W 300	HEAD OF FAMILY		E.O.	SHEET
	White Mabel		41	86
COLOR	AGE	BIRTHPLACE	VOL.	
B	31	Miss	35	
COUNTY		CITY		
Dallas		Dallas		
OTHER MEMBERS OF FAMILY				
	NAME	RELATIONSHIP	AGE	BIRTHPLACE
	Katherine	L	8	

FORM 10 636
1910 CENSUS INDEX - FAMILY

U. S. DEPARTMENT OF COMMERCE
BUREAU OF THE CENSUS

TEXAS

W 300	HEAD OF FAMILY White Mr. Wood		E.D. 3	SHEET 56
COLOR W	AGE 43	BIRTHPLACE Ind.	VOL. 9	
COUNTY Bexar	CITY San Antonio			
OTHER MEMBERS OF FAMILY				
	NAME	RELATIONSHIP	AGE	BIRTHPLACE
	George	W	32	
	Hattie May	D	12	
	Allen	D	10	

FORM 10 636
1910 CENSUS INDEX - FAMILY

U. S. DEPARTMENT OF COMMERCE
BUREAU OF THE CENSUS

TEXAS

LU 300	HEAD OF FAMILY		Wood M W	E.D.	76	SHEET	7
COLOR	W	AGE	26	BIRTHPLACE	Ala	VOL.	29
COUNTY	Comanche			CITY			
OTHER MEMBERS OF FAMILY							
	NAME	RELATIONSHIP	AGE	BIRTHPLACE			
/	Cutie F	W	33				
/	Harriet K.	S	6				
/	Hewa	D	5				
	William	S	2				

FORM 10-636
1910 CENSUS INDEX - FAMILY

U. S. DEPARTMENT OF COMMERCE
BUREAU OF THE CENSUS

White

TEXAS

W300	HEAD OF FAMILY White, M. W.		E. D. 48	SHEET 150
COLOR W	AGE 50	BIRTHPLACE Miss	VOL. 52	
COUNTY	Franklin		CITY Mt Vernon	
OTHER MEMBERS OF FAMILY				
	NAME	RELATIONSHIP	AGE	BIRTHPLACE
	Mary E.	W	50	Ill
	Arhel	S	22	
	Odel	S	20	
	Lone	D	12	

TEXAS

U 300	NAME OF INDIVIDUAL Wade		M. W. Mrs	E. D. 52	SHEET 138
COLOR W	AGE 71	BIRTHPLACE Ala.		VOL. 85	
COUNTY Johnson			CITY		
ENUMERATED WITH Wade J. F.					
RELATIONSHIP TO ABOVE					
<input type="checkbox"/> SON	<input type="checkbox"/> NEPHEW	<input type="checkbox"/> STEPSON			
<input type="checkbox"/> DAUGHTER	<input type="checkbox"/> NIECE	<input type="checkbox"/> STEPDAUGHTER			
<input type="checkbox"/> BROTHER	<input type="checkbox"/> FATHER-IN-LAW	<input type="checkbox"/> COUSIN			
<input type="checkbox"/> SISTER	<input type="checkbox"/> MOTHER-IN-LAW	<input type="checkbox"/> HIRED MAN			
<input type="checkbox"/> FATHER	<input type="checkbox"/> SON-IN-LAW	<input type="checkbox"/> ROOMER			
<input checked="" type="checkbox"/> MOTHER	<input type="checkbox"/> DAUGHTER-IN-LAW	<input type="checkbox"/> SERVANT			
<input type="checkbox"/> GRANDSON	<input type="checkbox"/> BROTHER-IN-LAW	<input type="checkbox"/> OTHER (Specify)			
<input type="checkbox"/> GRANDDAUGHTER	<input type="checkbox"/> SISTER-IN-LAW				
<input type="checkbox"/> GRANDCHILD	<input type="checkbox"/> ORPHAN				

FORM 10 637

1910 CENSUS INDEX - INDIVIDUAL

U. S. DEPARTMENT OF COMMERCE
BUREAU OF THE CENSUS

TEXAS

W 300	HEAD OF FAMILY		Wood, M. A.		E.D.	SHEET
COLOR	AGE	BIRTHPLACE		VOL.		
W	40			113		
COUNTY	Palo Pinto			CITY		
OTHER MEMBERS OF FAMILY						
	NAME	RELATIONSHIP	AGE	BIRTHPLACE		
	Fernando Bork	W	35			
	Yvonne	D	16			
	Fay	D	15			
	Uyana	S	10			
	Mattie Bork	D	6			
	+ 2 La					

FORM 10 636
1910 CENSUS INDEX - FAMILY

U. S. DEPARTMENT OF COMMERCE
BUREAU OF THE CENSUS

TEXAS

42300	HEAD OF FAMILY		White, M. S.	E.D.	SHEET
COLOR	B	AGE	39	124	18
		BIRTHPLACE		VOL.	148
COUNTY	Wood		CITY		
OTHER MEMBERS OF FAMILY					
	NAME	RELATIONSHIP	AGE	BIRTHPLACE	
	Cothon	W	38		
	Brouster	S	15		
	Livree	S	14		
	Arthoua	D	12		
	Suro	S	10		
	Abdul	S	9		
	Alberta	S	5		

FORM 10-636A
1910 CENSUS INDEX - INDIVIDUAL

U.S. DEPARTMENT OF COMMERCE
BUREAU OF THE CENSUS

TEXAS

G 300		NAME OF INDIVIDUAL Wyatt, M. R.		E.S. 36	SHEET 108
COLOR W	AGE 22	BIRTHPLACE		VOL. 34	
COUNTY Dallas			CITY Dallas		
ENUMERATED WITH Mabley, Maude					
RELATIONSHIP TO ABOVE					
<input type="checkbox"/> SON	<input type="checkbox"/> NEPHEW	<input type="checkbox"/> STEPSON			
<input type="checkbox"/> DAUGHTER	<input type="checkbox"/> NIECE	<input type="checkbox"/> STEPDAUGHTER			
<input type="checkbox"/> BROTHER	<input type="checkbox"/> FATHER-IN-LAW	<input type="checkbox"/> COUSIN			
<input type="checkbox"/> SISTER	<input type="checkbox"/> MOTHER-IN-LAW	<input type="checkbox"/> HIRED MAN			
<input type="checkbox"/> FATHER	<input type="checkbox"/> SON-IN-LAW	<input checked="" type="checkbox"/> ROOMER			
<input type="checkbox"/> MOTHER	<input type="checkbox"/> DAUGHTER-IN-LAW	<input type="checkbox"/> SERVANT			
<input type="checkbox"/> GRANDSON	<input type="checkbox"/> BROTHER-IN-LAW	<input type="checkbox"/> OTHER (Specify)			
<input type="checkbox"/> GRANDDAUGHTER	<input type="checkbox"/> SISTER-IN-LAW				
<input type="checkbox"/> GRANDCHILD	<input type="checkbox"/> ORPHAN				

FORM 10-637
1910 CENSUS INDEX - INDIVIDUAL

U. S. DEPARTMENT OF COMMERCE
BUREAU OF THE CENSUS

TEXAS

W 300	HEAD OF FAMILY		E.D.	SHEET
	Hood M R		104	401
COLOR	AGE	BIRTHPLACE	VOL.	
W	35	W	66	
COUNTY	CITY			
Harris	Houston			
OTHER MEMBERS OF FAMILY				
NAME		RELATIONSHIP	AGE	BIRTHPLACE
M. R. Mrs		W	28	
Anna		D	7	
Anna R. W.		S	64	W
M. R.				

FORM 10 636
1910 CENSUS INDEX - FAMILY

U. S. DEPARTMENT OF COMMERCE
BUREAU OF THE CENSUS

TEXAS

W300	HEAD OF FAMILY White M. P.		E.D. 106	SHEET 153
COLOR W	AGE 46	BIRTHPLACE	VOL. 138	
COUNTY Trinity		CITY		
OTHER MEMBERS OF FAMILY				
NAME		RELATION- SHIP	AGE	BIRTHPLACE
Elizabeth		W	48	Miss
Cary		D	22	
Ann		S	20	
Larner		S	20	
Hill		S	18	
James		S	16	
Ethel		D	14	

FORM 10-636
1910 CENSUS INDEX - FAMILY

U.S. DEPARTMENT OF COMMERCE
BUREAU OF THE CENSUS

TEXAS

W300		NAME OF INDIVIDUAL Wyzatt M. P.		E.D. 32	SHEET 195
COLOR W.	AGE 28	BIRTHPLACE Hardin		VOL. 65	
COUNTY		CITY			
ENUMERATED WITH Willford Horace					
RELATIONSHIP TO ABOVE					
<input type="checkbox"/> SON	<input type="checkbox"/> NEPHEW	<input checked="" type="checkbox"/> STEPSON			
<input type="checkbox"/> DAUGHTER	<input type="checkbox"/> NIECE	<input type="checkbox"/> STEPDAUGHTER			
<input type="checkbox"/> BROTHER	<input type="checkbox"/> FATHER-IN-LAW	<input type="checkbox"/> COUSIN			
<input type="checkbox"/> SISTER	<input type="checkbox"/> MOTHER-IN-LAW	<input type="checkbox"/> HIRED MAN			
<input type="checkbox"/> FATHER	<input type="checkbox"/> SON-IN-LAW	<input type="checkbox"/> ROOMER			
<input type="checkbox"/> MOTHER	<input type="checkbox"/> DAUGHTER-IN-LAW	<input type="checkbox"/> SERVANT			
<input type="checkbox"/> GRANDSON	<input type="checkbox"/> BROTHER-IN-LAW	<input checked="" type="checkbox"/> OTHER (Specify) Vi			
<input type="checkbox"/> GRANDDAUGHTER	<input type="checkbox"/> SISTER-IN-LAW				
<input type="checkbox"/> GRANDCHILD	<input type="checkbox"/> ORPHAN				

FORM 10 637

1910 CENSUS INDEX - INDIVIDUAL

U.S. DEPARTMENT OF COMMERCE
BUREAU OF THE CENSUS

TEXAS

U 300	HEAD OF FAMILY W. Peter, Mrs?		E.O. 230	SHEET 84
COLOR W	AGE 55	BIRTHPLACE Miss	VOL. 123	
COUNTY Scurry		CITY Snyder		
OTHER MEMBERS OF FAMILY				
NAME		RELATIONSHIP	AGE	BIRTHPLACE
- Bradberry, J. F.		S-F	28	
1 Mrs		W	21	

FORM 10-636
1910 CENSUS INDEX - FAMILY

U.S. DEPARTMENT OF COMMERCE
BUREAU OF THE CENSUS

TEXAS

W300	HEAD OF FAMILY Wheat, M. C. L. W.		E.D. 164	SHEET 417
COLOR W	AGE 49	BIRTHPLACE		VOL. 75
COUNTY Hill		CITY		
OTHER MEMBERS OF FAMILY				
NAME	RELATIONSHIP	AGE	BIRTHPLACE	
Jessie Otis	SR	23		
Hannah	D	19		
Armond	EL	1/2		

FORM 10 636
1910 CENSUS INDEX - FAMILY

U. S. DEPARTMENT OF COMMERCE
BUREAU OF THE CENSUS

TEXAS

W300	HEAD OF FAMILY White M M		E.O. 173	SHEET 10
COLOR W	AGE 42	BIRTHPLACE Miss	VOL 104	
COUNTY Mitchell		CITY -		
OTHER MEMBERS OF FAMILY				
NAME		RELATIONSHIP	AGE	BIRTHPLACE
Jess		S	19	
Samuel		S	17	
McNaron		S	11	
Rosa May		D	9	
Mary Belle		D	7	
Lola Bell		D	4	

FORM 10-636
1910 CENSUS INDEX - FAMILY

U. S. DEPARTMENT OF COMMERCE
BUREAU OF THE CENSUS

TEXAS

U, 300	NAME OF INDIVIDUAL W. L. M. M.		E.D. 119	SHEET 44
COLOR W	AGE 50	BIRTHPLACE S. Cal.	VOL. 117	
COUNTY Red River		CITY Clarksville		
ENUMERATED WITH Blanchard Jane				
RELATIONSHIP TO ABOVE				
<input type="checkbox"/> SON	<input type="checkbox"/> NEPHEW	<input type="checkbox"/> STEPSON		
<input type="checkbox"/> DAUGHTER	<input type="checkbox"/> NIECE	<input type="checkbox"/> STEPDAUGHTER		
<input type="checkbox"/> BROTHER	<input type="checkbox"/> FATHER-IN-LAW	<input type="checkbox"/> COUSIN		
<input type="checkbox"/> SISTER	<input type="checkbox"/> MOTHER-IN-LAW	<input type="checkbox"/> HIRED MAN		
<input type="checkbox"/> FATHER	<input checked="" type="checkbox"/> SON-IN-LAW	<input type="checkbox"/> ROOMER		
<input type="checkbox"/> MOTHER	<input type="checkbox"/> DAUGHTER-IN-LAW	<input type="checkbox"/> SERVANT		
<input type="checkbox"/> GRANDSON	<input type="checkbox"/> BROTHER-IN-LAW	<input type="checkbox"/> OTHER (Specify)		
<input type="checkbox"/> GRANDDAUGHTER	<input type="checkbox"/> SISTER-IN-LAW	_____		
<input type="checkbox"/> GRANDCHILD	<input type="checkbox"/> ORPHAN	_____		

FORM 10-637

1910 CENSUS INDEX - INDIVIDUAL

U. S. DEPARTMENT OF COMMERCE

BUREAU OF THE CENSUS

TEXAS

W300	HEAD OF FAMILY			E.D.	SHEET
	None m m			15	1
COLOR	AGE	BIRTHPLACE		VOL.	
W	31	Sta		14	
COUNTY	Bosque		CITY		
OTHER MEMBERS OF FAMILY					
NAME		RELATIONSHIP	AGE	BIRTHPLACE	
Jinnie		W	28		
Ray		S	8		
Aline		D	3		
m m		S	1 1/2		

FORM 10-636
1910 CENSUS INDEX - FAMILY

U.S. DEPARTMENT OF COMMERCE
BUREAU OF THE CENSUS

TEXAS

64300	HEAD OF FAMILY <i>White M. M.</i>		E.D. 77	SHEET 135
COLOR <i>W</i>	AGE <i>29</i>	BIRTHPLACE		VOL. <i>107</i>
COUNTY <i>Navarro</i>		CITY		
OTHER MEMBERS OF FAMILY				
NAME		RELATIONSHIP	AGE	BIRTHPLACE
<i>Ellen</i>		<i>W</i>	<i>29</i>	
<i>Mamie</i>		<i>D</i>	<i>2</i>	
<i>Jennie</i>		<i>D</i>	<i>17 1/2</i>	

FORM 10 636
1910 CENSUS INDEX - FAMILY

U. S. DEPARTMENT OF COMMERCE
BUREAU OF THE CENSUS

TEXAS

12300		HEAD OF FAMILY <i>White M.L.</i>		E.O. <i>139</i>	SHEET <i>19</i>
COLOR <i>W</i>	AGE <i>23</i>	BIRTHPLACE		VOL. <i>116</i>	
COUNTY <i>Rains</i>			CITY		
OTHER MEMBERS OF FAMILY					
NAME		RELATIONSHIP	AGE	BIRTHPLACE	
<i>Mildred E.</i>		<i>W</i>	<i>30</i>		
<i>Harold</i>		<i>S</i>	<i>2</i>		
<i>Mildred</i>		<i>D</i>	<i>1 1/2</i>		
<i>Rodger</i>		<i>S</i>	<i>4 1/2</i>		

FORM 10-636
1910 CENSUS INDEX - FAMILY

U. S. DEPARTMENT OF COMMERCE
BUREAU OF THE CENSUS

TEXAS

N 300		HEAD OF FAMILY		Wood ML		E.D.	SHEET
COLOR	AGE	BIRTHPLACE				VOL.	
W	27					6	7
COUNTY				CITY			
Baylor							
OTHER MEMBERS OF FAMILY							
NAME		RELATIONSHIP	AGE	BIRTHPLACE			
Leathery E		W	24				
Maries O		S	4				
Mamie E		D	7				
Pearcy C		S	4/12				

FORM 10-636
1910 CENSUS INDEX - FAMILY

U.S. DEPARTMENT OF COMMERCE
BUREAU OF THE CENSUS

TEXAS

W300	NAME OF INDIVIDUAL Wheat M L		E.D. 101	SHEET 97
COLOR B	AGE 12	BIRTHPLACE Gonzales	VOL. 59	
COUNTY		CITY		
ENUMERATED WITH Brown John				
RELATIONSHIP TO ABOVE				
<input type="checkbox"/> SON	<input type="checkbox"/> NEPHEW	<input checked="" type="checkbox"/> STEPSON		
<input type="checkbox"/> DAUGHTER	<input type="checkbox"/> NIECE	<input type="checkbox"/> STEPDAUGHTER		
<input type="checkbox"/> BROTHER	<input type="checkbox"/> FATHER-IN-LAW	<input type="checkbox"/> COUSIN		
<input type="checkbox"/> SISTER	<input type="checkbox"/> MOTHER-IN-LAW	<input type="checkbox"/> HIRED MAN		
<input type="checkbox"/> FATHER	<input type="checkbox"/> SON-IN-LAW	<input type="checkbox"/> ROOMER		
<input type="checkbox"/> MOTHER	<input type="checkbox"/> DAUGHTER-IN-LAW	<input type="checkbox"/> SERVANT		
<input type="checkbox"/> GRANDSON	<input type="checkbox"/> BROTHER-IN-LAW	<input type="checkbox"/> OTHER (Specify)		
<input type="checkbox"/> GRANDDAUGHTER	<input type="checkbox"/> SISTER-IN-LAW			
<input type="checkbox"/> GRANDCHILD	<input type="checkbox"/> ORPHAN			

FORM 10-637

1910 CENSUS INDEX - INDIVIDUAL

U. S. DEPARTMENT OF COMMERCE
BUREAU OF THE CENSUS

TEXAS

W. 300	HEAD OF FAMILY Wood, Wm. J.		E.D. 106	SHEET 219
COLOR W.	AGE 47	BIRTHPLACE	VOL. 138	
COUNTY Trinity		CITY		
OTHER MEMBERS OF FAMILY				
	NAME	RELATION- SHIP	AGE	BIRTHPLACE
	Clara A.	W	46	
	Lillian	D	19	
	Johnie Pearl	D	17	
	Nannie	D	15	
	Bessie	D	13	
	Charles J.	D	11	
	Andrew J.	S	5	

FORM 10-636
1910 CENSUS INDEX - FAMILY.

U.S. DEPARTMENT OF COMMERCE
BUREAU OF THE CENSUS

TEXAS

W 300	NAME OF INDIVIDUAL <i>White M. J.</i>		E.O. 55	SHEET 95
COLOR <i>W</i>	AGE <i>42</i>	BIRTHPLACE	VOL. <i>102</i>	
COUNTY Milam		CITY		
ENUMERATED WITH <i>Ashcraft J. H.</i>				
RELATIONSHIP TO ABOVE				
<input type="checkbox"/> SON	<input type="checkbox"/> NEPHEW	<input type="checkbox"/> STEPSON		
<input type="checkbox"/> DAUGHTER	<input type="checkbox"/> NIECE	<input type="checkbox"/> STEPDAUGHTER		
<input type="checkbox"/> BROTHER	<input type="checkbox"/> FATHER-IN-LAW	<input type="checkbox"/> COUSIN		
<input type="checkbox"/> SISTER	<input type="checkbox"/> MOTHER-IN-LAW	<input type="checkbox"/> HIRED MAN		
<input type="checkbox"/> FATHER	<input type="checkbox"/> SON-IN-LAW	<input checked="" type="checkbox"/> ROOMER		
<input type="checkbox"/> MOTHER	<input type="checkbox"/> DAUGHTER-IN-LAW	<input type="checkbox"/> SERVANT		
<input type="checkbox"/> GRANDSON	<input type="checkbox"/> BROTHER-IN-LAW	<input type="checkbox"/> OTHER (<i>Specify</i>)		
<input type="checkbox"/> GRANDDAUGHTER	<input type="checkbox"/> SISTER-IN-LAW			
<input type="checkbox"/> GRANDCHILD	<input type="checkbox"/> ORPHAN			

FORM 10-637
1910 CENSUS INDEX - INDIVIDUAL

U.S. DEPARTMENT OF COMMERCE
BUREAU OF THE CENSUS

TEXAS

w 300		HEAD OF FAMILY		E.D.	SHEET
W		AGE	BIRTHPLACE	136	55
COUNTY		53	Ark.	VOL.	87
Kaufman			CITY		
OTHER MEMBERS OF FAMILY					
NAME		RELATIONSHIP	AGE	BIRTHPLACE	
Anna B		W	50	Ark.	
Bertha		D	17		

FORM 10 636
1910 CENSUS INDEX - FAMILY

U. S. DEPARTMENT OF COMMERCE
BUREAU OF THE CENSUS

TEXAS

W 200		HEAD OF FAMILY		White, m d		E.D.	SHEET
COLOR	AGE	BIRTHPLACE				72	152
W	35					VOL.	137
COUNTY				CITY			
Travis				Austin			
OTHER MEMBERS OF FAMILY							
NAME		RELATIONSHIP	AGE	BIRTHPLACE			
Mary Belle		W	36				
John		S	5				
Ida							

FORM 10-636
1910 CENSUS INDEX - FAMILY

U.S. DEPARTMENT OF COMMERCE
BUREAU OF THE CENSUS

TEXAS

6300	HEAD OF FAMILY		E.D.	SHEET
COLOR	AGE	BIRTHPLACE	VOL.	
COUNTY	Tarrant		CITY Fort Worth	
OTHER MEMBERS OF FAMILY				
NAME		RELATIONSHIP	AGE	BIRTHPLACE

FORM 10 636
1910 CENSUS INDEX - FAMILY

U.S. DEPARTMENT OF COMMERCE
BUREAU OF THE CENSUS

TEXAS

W300		HEAD OF FAMILY		Wood, W. H. B.		E. D.	SHEET
COLOR	W	AGE	35	BIRTHPLACE	ARK	132	12
COUNTY				Uvalde	CITY	VOL. 134 Sammam	
OTHER MEMBERS OF FAMILY							
NAME		RELATIONSHIP	AGE	BIRTHPLACE			
Ada J		W	26				
Sallie M		D	11				
Maudie E		D	9				
Bettie C		D	6				
Eveline		D	2				

FORM 10-636
1910 CENSUS INDEX - FAMILY

U. S. DEPARTMENT OF COMMERCE
BUREAU OF THE CENSUS

TEXAS

64300	HEAD OF FAMILY Woods M. H.		E.D. 28	SHEET 10
COLOR W	AGE 58	BIRTHPLACE		VOL. 30
COUNTY Concho		CITY		
OTHER MEMBERS OF FAMILY				
NAME		RELATIONSHIP	AGE	BIRTHPLACE
C. C.		W	50	Ala
Lerine		S	26	
Vernon		G-S	10/12	
Richard		S	16	
Laura		D	13	
Bobbie		D	11	

FORM 10-636
1910 CENSUS INDEX - FAMILY

U. S. DEPARTMENT OF COMMERCE
BUREAU OF THE CENSUS

TEXAS

W300	NAME OF INDIVIDUAL White D. E.		E.O. 79	SHEET 6
COLOR W	AGE 55	BIRTHPLACE Ark.	VOL. 97	
COUNTY McLennan		CITY Waco		
ENUMERATED WITH White C.W.				
RELATIONSHIP TO ABOVE				
<input type="checkbox"/> SON	<input type="checkbox"/> NEPHEW	<input type="checkbox"/> STEPSON		
<input type="checkbox"/> DAUGHTER	<input type="checkbox"/> NIECE	<input type="checkbox"/> STEPDAUGHTER		
<input type="checkbox"/> BROTHER	<input type="checkbox"/> FATHER-IN-LAW	<input type="checkbox"/> COUSIN		
<input type="checkbox"/> SISTER	<input type="checkbox"/> MOTHER-IN-LAW	<input type="checkbox"/> HIRED MAN		
<input type="checkbox"/> FATHER	<input type="checkbox"/> SON-IN-LAW	<input type="checkbox"/> ROOMER		
<input checked="" type="checkbox"/> MOTHER	<input type="checkbox"/> DAUGHTER-IN-LAW	<input type="checkbox"/> SERVANT		
<input type="checkbox"/> GRANDSON	<input type="checkbox"/> BROTHER-IN-LAW	<input type="checkbox"/> OTHER (Specify)		
<input type="checkbox"/> GRANDDAUGHTER	<input type="checkbox"/> SISTER-IN-LAW			
<input type="checkbox"/> GRANDCHILD	<input type="checkbox"/> ORPHAN			

FORM 10-637

1910 CENSUS INDEX - INDIVIDUAL

U. S. DEPARTMENT OF COMMERCE
BUREAU OF THE CENSUS

TEXAS

W300		HEAD OF FAMILY		White M. E.		E.D.	SHEET
COLOR	W	AGE	27	BIRTHPLACE		VOL.	27
COUNTY				CITY			
Collin							
OTHER MEMBERS OF FAMILY							
NAME		RELATIONSHIP	AGE	BIRTHPLACE			
S. G.		M	61	no.			
Minnie		S.	30				
Dewberry Louisa		A.	33	no.			

FORM 10-636
1910 CENSUS INDEX - FAMILY

U. S. DEPARTMENT OF COMMERCE
BUREAU OF THE CENSUS

TEXAS

W300		HEAD OF FAMILY		Wood M E		E.O.	SHEET
COLOR	W	AGE	29	BIRTHPLACE		23	5
COUNTY	Collin			CITY		VOL. 27	
OTHER MEMBERS OF FAMILY							
NAME		RELATIONSHIP	AGE	BIRTHPLACE			
Alice J.		W	30	Ala.			
Kara E.		D	7				
Curtis		S	5				
Eva		D	4				
Dessie		D	2				
not reported		D	1/2				

FORM 10-636

1910 CENSUS INDEX - FAMILY

U. S. DEPARTMENT OF COMMERCE
BUREAU OF THE CENSUS

TEXAS

W300	HEAD OF FAMILY White, M. E.		E.D. 35	SHEET 166
COLOR W	AGE 58	BIRTHPLACE Tenn	VOL. 42	
COUNTY -	Fannin	CITY Bouham		
OTHER MEMBERS OF FAMILY				
NAME		RELATION- SHIP	AGE	BIRTHPLACE
Ida		W	26	
Balthrap, B. A.		M	85	

FORM 10-636
1910 CENSUS INDEX - FAMILY

U.S. DEPARTMENT OF COMMERCE
BUREAU OF THE CENSUS

TEXAS

W300	HEAD OF FAMILY		White Mrs M. E.	E.D.	SHEET
COLOR	AGE	BIRTHPLACE		117	25
w	59	La		VOL.	46
COUNTY			CITY		
Ellis			Waxahachie		
OTHER MEMBERS OF FAMILY					
NAME		RELATIONSHIP	AGE	BIRTHPLACE	
John A. Conner		S	39	La	
Conner		D	20	La	

FORM 10-636

1910 CENSUS INDEX - FAMILY

U. S. DEPARTMENT OF COMMERCE
BUREAU OF THE CENSUS

TEXAS

W300		NAME OF INDIVIDUAL <i>White, M.E. Jones</i>		E.D. 148	SHEET 99
COLOR <i>W</i>	AGE <i>60</i>	BIRTHPLACE <i>Ark.</i>		VOL. <i>46</i>	
COUNTY <i>Ellis</i>			CITY		
ENUMERATED WITH <i>White, W. G.</i>					
RELATIONSHIP TO ABOVE					
<input type="checkbox"/> SON	<input type="checkbox"/> NEPHEW	<input type="checkbox"/> STEPSON			
<input type="checkbox"/> DAUGHTER	<input type="checkbox"/> NIECE	<input type="checkbox"/> STEPDAUGHTER			
<input type="checkbox"/> BROTHER	<input type="checkbox"/> FATHER-IN-LAW	<input type="checkbox"/> COUSIN			
<input type="checkbox"/> SISTER	<input type="checkbox"/> MOTHER-IN-LAW	<input type="checkbox"/> HIRED MAN			
<input checked="" type="checkbox"/> FATHER	<input type="checkbox"/> SON-IN-LAW	<input type="checkbox"/> ROOMER			
<input checked="" type="checkbox"/> MOTHER	<input type="checkbox"/> DAUGHTER-IN-LAW	<input type="checkbox"/> SERVANT			
<input type="checkbox"/> GRANDSON	<input type="checkbox"/> BROTHER-IN-LAW	<input type="checkbox"/> OTHER (Specify)			
<input type="checkbox"/> GRANDDAUGHTER	<input type="checkbox"/> SISTER-IN-LAW				
<input type="checkbox"/> GRANDCHILD	<input type="checkbox"/> ORPHAN				

FORM 10-637
1910 CENSUS INDEX - INDIVIDUAL

U.S. DEPARTMENT OF COMMERCE
BUREAU OF THE CENSUS

TEXAS

W300	HEAD OF FAMILY		E.D.	SHEET
COLOR	AGE	BIRTHPLACE	138	144
W	24	Ark.	VOL. 116	
COUNTY Rains			CITY	
- OTHER MEMBERS OF FAMILY				
NAME		RELATIONSHIP	AGE	BIRTHPLACE
1 Nat		5	17	

FORM 10-636
1910 CENSUS INDEX - FAMILY

U. S. DEPARTMENT OF COMMERCE
BUREAU OF THE CENSUS

TEXAS

W300		NAME OF INDIVIDUAL Wyatt M E		E. D. 254	SHEET 42
COLOR W	AGE 65	BIRTHPLACE		VOL. 126	
COUNTY Sterling			CITY		
ENUMERATED WITH Wyatt C O					
RELATIONSHIP TO ABOVE:					
<input type="checkbox"/> SON	<input type="checkbox"/> NEPHEW	<input type="checkbox"/> STEPSON			
<input type="checkbox"/> DAUGHTER	<input type="checkbox"/> NIECE	<input type="checkbox"/> STEPDAUGHTER			
<input type="checkbox"/> BROTHER	<input type="checkbox"/> FATHER-IN-LAW	<input type="checkbox"/> COUSIN			
<input type="checkbox"/> SISTER	<input type="checkbox"/> MOTHER-IN-LAW	<input type="checkbox"/> HIRED MAN			
<input type="checkbox"/> FATHER	<input type="checkbox"/> SON-IN-LAW	<input type="checkbox"/> ROOMER			
<input checked="" type="checkbox"/> MOTHER	<input type="checkbox"/> DAUGHTER-IN-LAW	<input type="checkbox"/> SERVANT			
<input type="checkbox"/> GRANDSON	<input type="checkbox"/> BROTHER-IN-LAW	<input type="checkbox"/> OTHER (Specify)			
<input type="checkbox"/> GRANDDAUGHTER	<input type="checkbox"/> SISTER-IN-LAW	<input type="checkbox"/>			
<input type="checkbox"/> GRANDCHILD	<input type="checkbox"/> ORPHAN	<input type="checkbox"/>			

FORM BC-627 (5-9-67)
FORMERLY 10-637

U.S. DEPARTMENT OF COMMERCE
BUREAU OF THE CENSUS

1910 CENSUS INDEX - INDIVIDUAL

TEXAS

u300-	HEAD OF FAMILY W.H. M.E.		E.D. 139	SHEET 23
COLOR W	AGE 34	BIRTHPLACE	VOL. 86	
COUNTY Jones		CITY		
OTHER MEMBERS OF FAMILY				
NAME		RELATIONSHIP	AGE	BIRTHPLACE
R.D.		W	30	
L.R.		S	7	

FORM 10-636
1910 CENSUS INDEX - FAMILY

U. S. DEPARTMENT OF COMMERCE
BUREAU OF THE CENSUS

TEXAS

W 300		HEAD OF FAMILY <i>Mrs. M. E.</i>		E.D. 273	SHEET 138
COLOR W	AGE 60	BIRTHPLACE Ga		VOL. 133	
COUNTY			CITY Taylor		
OTHER MEMBERS OF FAMILY					
NAME		RELATIONSHIP	AGE	BIRTHPLACE	
M. A.		W	55	Ga	
Charlie		S	23	Ga	
Aron		S	13		

FORM 10-636
1910 CENSUS INDEX - FAMILY

U. S. DEPARTMENT OF COMMERCE
BUREAU OF THE CENSUS

TEXAS

11300	HEAD OF FAMILY		Wood, M. E.	E.D.	SHEET
COLOR	AGE	BIRTHPLACE		81	121
W	51	Ill		VOL.	115
COUNTY			CITY		
Parker					
OTHER MEMBERS OF FAMILY					
NAME		RELATIONSHIP	AGE	BIRTHPLACE	
Walter		S	17		
Herbert		S	15		
Ethel		D	14		
Ruth		D	11		
Ralph		S	9		
Lunice		D	8		

FORM 10 636
1910 CENSUS INDEX - FAMILY

U S. DEPARTMENT OF COMMERCE
BUREAU OF THE CENSUS

TEXAS

W300	NAME OF INDIVIDUAL		Wood M. E.	E.O.	SHEET
COLOR W	AGE 75	BIRTHPLACE	Tenn	100	160
COUNTY			CITY	VOL. 91	
Lamar					
ENUMERATED WITH					
Wood R A					
RELATIONSHIP TO ABOVE.					
<input type="checkbox"/> SON	<input type="checkbox"/> NEPHEW	<input type="checkbox"/> STEPSON			
<input type="checkbox"/> DAUGHTER	<input type="checkbox"/> NIECE	<input type="checkbox"/> STEPDAUGHTER			
<input type="checkbox"/> BROTHER	<input type="checkbox"/> FATHER-IN-LAW	<input type="checkbox"/> COUSIN			
<input type="checkbox"/> SISTER	<input type="checkbox"/> MOTHER-IN-LAW	<input type="checkbox"/> HIRED MAN			
<input type="checkbox"/> FATHER	<input type="checkbox"/> SON-IN-LAW	<input type="checkbox"/> ROOMER			
<input checked="" type="checkbox"/> MOTHER	<input type="checkbox"/> DAUGHTER-IN-LAW	<input type="checkbox"/> SERVANT			
<input type="checkbox"/> GRANDSON	<input type="checkbox"/> BROTHER-IN-LAW	<input type="checkbox"/> OTHER (Specify)			
<input type="checkbox"/> GRANDDAUGHTER	<input type="checkbox"/> SISTER-IN-LAW				
<input type="checkbox"/> GRANDCHILD	<input type="checkbox"/> ORPHAN				

FORM 10-637 -
1910 CENSUS INDEX - INDIVIDUALU. S. DEPARTMENT OF COMMERCE
BUREAU OF THE CENSUS

TEXAS

W 300		HEAD OF FAMILY		E.D.	SHEET
u a d e		1 17. D.		138	177
COLOR	AGE	BIRTHPLACE		VOL.	
w	35			116	
COUNTY	Rains		CITY		
✓					
OTHER MEMBERS OF FAMILY					
NAME		RELATIONSHIP	AGE	BIRTHPLACE	
Paula		w	34		
Joseph		D	14		
Robert		D	6		
Paula		w	3		
Virginia		D	1 1/2		

FORM 10 636
1910 CENSUS INDEX - FAMILY

U. S. DEPARTMENT OF COMMERCE
BUREAU OF THE CENSUS

TEXAS

W 300		HEAD OF FAMILY		Wade m. R		E.D.	SHEET
COLOR	AGE	BIRTHPLACE		VOL.		105	260
(W)	30					109	
COUNTY				CITY			
McGoughes							
OTHER MEMBERS OF FAMILY							
NAME		RELATIONSHIP	AGE	BIRTHPLACE			
Lula		W	26				
Arthur		S	8				
Lamine		D	7				
Eugene		S	5				

FORM 10 636

1910 CENSUS INDEX - FAMILY

U. S. DEPARTMENT OF COMMERCE
BUREAU OF THE CENSUS

TEXAS

W 300	NAME OF INDIVIDUAL White M. C. Mrs		E.D. 15	SHEET 177
COLOR W	AGE 75	BIRTHPLACE Ala.	VOL. 29	
COUNTY Comanche		CITY		
ENUMERATED WITH Brown S. G.				
RELATIONSHIP TO ABOVE				
<input type="checkbox"/> SON	<input type="checkbox"/> NEPHEW	<input type="checkbox"/> STEPSON		
<input type="checkbox"/> DAUGHTER	<input type="checkbox"/> NIECE	<input type="checkbox"/> STEPDAUGHTER		
<input type="checkbox"/> BROTHER	<input type="checkbox"/> FATHER-IN-LAW	<input type="checkbox"/> COUSIN		
<input type="checkbox"/> SISTER	<input checked="" type="checkbox"/> MOTHER-IN-LAW	<input type="checkbox"/> HIRED MAN		
<input type="checkbox"/> FATHER	<input type="checkbox"/> SON-IN-LAW	<input type="checkbox"/> ROOMER		
<input type="checkbox"/> MOTHER	<input type="checkbox"/> DAUGHTER-IN-LAW	<input type="checkbox"/> SERVANT		
<input type="checkbox"/> GRANDSON	<input type="checkbox"/> BROTHER-IN-LAW	<input type="checkbox"/> OTHER (Specify)		
<input type="checkbox"/> GRANDDAUGHTER	<input type="checkbox"/> SISTER-IN-LAW			
<input type="checkbox"/> GRANDCHILD	<input type="checkbox"/> ORPHAN			

FORM 10-637

1910 CENSUS INDEX - INDIVIDUAL

U. S. DEPARTMENT OF COMMERCE
BUREAU OF THE CENSUS

TEXAS

W300	NAME OF INDIVIDUAL		White, M.C. (Mrs.)	E.O.	SHEET
COLOR	AGE	BIRTHPLACE		154	1
W	73	Ky.		VOL.	
COUNTY		Tarrant	CITY	129	
ENUMERATED WITH		Fort Worth			
RELATIONSHIP TO ABOVE		White, Eugene			
<input type="checkbox"/> SON	<input type="checkbox"/> NEPHEW	<input type="checkbox"/> STEPSON			
<input type="checkbox"/> DAUGHTER	<input type="checkbox"/> NIECE	<input type="checkbox"/> STEPDAUGHTER			
<input type="checkbox"/> BROTHER	<input type="checkbox"/> FATHER-IN-LAW	<input type="checkbox"/> COUSIN			
<input type="checkbox"/> SISTER	<input type="checkbox"/> MOTHER-IN-LAW	<input type="checkbox"/> HIRED MAN			
<input type="checkbox"/> FATHER	<input type="checkbox"/> SON-IN-LAW	<input type="checkbox"/> ROOMER			
<input checked="" type="checkbox"/> MOTHER	<input type="checkbox"/> DAUGHTER-IN-LAW	<input type="checkbox"/> SERVANT			
<input type="checkbox"/> GRANDSON	<input type="checkbox"/> BROTHER-IN-LAW	<input type="checkbox"/> OTHER (Specify)			
<input type="checkbox"/> GRANDDAUGHTER	<input type="checkbox"/> SISTER-IN-LAW				
<input type="checkbox"/> GRANDCHILD	<input type="checkbox"/> ORPHAN				

FORM 10-637
1910 CENSUS INDEX - INDIVIDUALU.S. DEPARTMENT OF COMMERCE
BUREAU OF THE CENSUS

TEXAS

W 300	HEAD OF FAMILY Wood m.c.		E.D. 263	SHEET 111
COLOR w	AGE 57	BIRTHPLACE mo.	VOL. 133	
COUNTY --	CITY Taylor			
OTHER MEMBERS OF FAMILY				
	NAME	RELATIONSHIP	AGE	BIRTHPLACE
	Carrie	w	57	
	Rebecca	D	18	
	James H.	S	27	
	Thomas	S	24	
	Ben	S	21	
	Zebrnan	S	16	
	Adam	S	15	

FORM 10-636A

1910 CENSUS INDEX - FAMILY

U.S. DEPARTMENT OF COMMERCE
BUREAU OF THE CENSUS

TEXAS

W 300	HEAD OF FAMILY		E.D.	SHEET
	W. G. T. W. Ireland		124	353
COLOR	AGE	BIRTHPLACE	VOL.	
W	26		114	
COUNTY		CITY		
Panola				
OTHER MEMBERS OF FAMILY				
NAME		RELATIONSHIP	AGE	BIRTHPLACE
/ - W. G. T. W. Ireland		h	21	W. G. T. W. Ireland
/ - W. G. T. W. Ireland		h	2	

FORM 10 636
1910 CENSUS INDEX - FAMILY

U. S. DEPARTMENT OF COMMERCE
BUREAU OF THE CENSUS

TEXAS

W 300		NAME OF INDIVIDUAL Wood, M. C.		E.D. 65	SHEET 51
COLOR W	AGE 32	BIRTHPLACE		VOL. 115	
COUNTY Parker			CITY		
ENUMERATED WITH Smith, M. V.					
RELATIONSHIP TO ABOVE					
<input type="checkbox"/> SON	<input type="checkbox"/> NEPHEW	<input type="checkbox"/> STEPSON			
<input type="checkbox"/> DAUGHTER	<input type="checkbox"/> NIECE	<input type="checkbox"/> STEPDAUGHTER			
<input type="checkbox"/> BROTHER	<input type="checkbox"/> FATHER-IN-LAW	<input type="checkbox"/> COUSIN			
<input type="checkbox"/> SISTER	<input checked="" type="checkbox"/> MOTHER-IN-LAW	<input type="checkbox"/> HIRED MAN			
<input type="checkbox"/> FATHER	<input type="checkbox"/> SON-IN-LAW	<input type="checkbox"/> ROOMER			
<input type="checkbox"/> MOTHER	<input type="checkbox"/> DAUGHTER-IN-LAW	<input type="checkbox"/> SERVANT			
<input type="checkbox"/> GRANDSON	<input type="checkbox"/> BROTHER-IN-LAW	<input type="checkbox"/> OTHER (Specify)			
<input type="checkbox"/> GRANDDAUGHTER	<input type="checkbox"/> SISTER-IN-LAW				
<input type="checkbox"/> GRANDCHILD	<input type="checkbox"/> ORPHAN				

FORM 10 637
1910 CENSUS INDEX - INDIVIDUAL

U.S. DEPARTMENT OF COMMERCE
BUREAU OF THE CENSUS

TEXAS

11300		HEAD OF FAMILY		E.D.	SHEET
		Wood, W.C.		57	64
COLOR	AGE	BIRTHPLACE		VOL.	
W	65			104	
COUNTY	Polk		CITY		
OTHER MEMBERS OF FAMILY					
NAME		RELATIONSHIP	AGE	BIRTHPLACE	
Lacy, M. E.		H	57		
Whitman, S. E.		S.D.	19		
Lacy, Jim A.		S.D.	16		
M. A.		S.D.	15		
R. A.		S.D.	13		
Jim A.		S.D.	3		

FORM 10 636
1910 CENSUS INDEX - FAMILY

U. S. DEPARTMENT OF COMMERCE
BUREAU OF THE CENSUS

TEXAS

U 300		NAME OF INDIVIDUAL Wade M C		E.D. 179	SHEET 153
COLOR W	AGE 30	BIRTHPLACE Ala		VOL. 110	
COUNTY Nolan		CITY Roscoe			
ENUMERATED WITH		Akers, Minta D			
RELATIONSHIP TO ABOVE					
<input type="checkbox"/> SON	<input type="checkbox"/> NEPHEW	<input type="checkbox"/> STEPSON			
<input type="checkbox"/> DAUGHTER	<input type="checkbox"/> NIECE	<input type="checkbox"/> STEPDAUGHTER			
<input type="checkbox"/> BROTHER	<input type="checkbox"/> FATHER-IN-LAW	<input type="checkbox"/> COUSIN			
<input type="checkbox"/> SISTER	<input type="checkbox"/> MOTHER-IN-LAW	<input checked="" type="checkbox"/> HIRED MAN			
<input type="checkbox"/> FATHER	<input type="checkbox"/> SON-IN-LAW	<input type="checkbox"/> ROOMER			
<input type="checkbox"/> MOTHER	<input type="checkbox"/> DAUGHTER-IN-LAW	<input type="checkbox"/> SERVANT			
<input type="checkbox"/> GRANDSON	<input type="checkbox"/> BROTHER-IN-LAW	<input type="checkbox"/> OTHER (Specify)			
<input type="checkbox"/> GRANDDAUGHTER	<input type="checkbox"/> SISTER-IN-LAW				
<input type="checkbox"/> GRANDCHILD	<input type="checkbox"/> ORPHAN				

FORM 10-637

1910 CENSUS INDEX - INDIVIDUAL

U. S. DEPARTMENT OF COMMERCE
BUREAU OF THE CENSUS

TEXAS

W 300	NAME OF INDIVIDUAL Wood, Mr. B		E.O. 92	SHEET 276
COLOR W	AGE 37	BIRTHPLACE Ala	VOL. 108	
COUNTY - Navarro		CITY.		
ENUMERATED WITH Davis, Frank				
RELATIONSHIP TO ABOVE				
<input type="checkbox"/> SON	<input type="checkbox"/> NEPHEW	<input type="checkbox"/> STEPSON		
<input type="checkbox"/> DAUGHTER	<input type="checkbox"/> NIECE	<input type="checkbox"/> STEPDAUGHTER		
<input type="checkbox"/> BROTHER	<input type="checkbox"/> FATHER-IN-LAW	<input type="checkbox"/> COUSIN		
<input type="checkbox"/> SISTER	<input type="checkbox"/> MOTHER-IN-LAW	<input type="checkbox"/> HIRED MAN		
<input type="checkbox"/> FATHER	<input type="checkbox"/> SON-IN-LAW	<input checked="" type="checkbox"/> ROOMER		
<input type="checkbox"/> MOTHER	<input type="checkbox"/> DAUGHTER-IN-LAW	<input type="checkbox"/> SERVANT		
<input type="checkbox"/> GRANDSON	<input type="checkbox"/> BROTHER-IN-LAW	<input type="checkbox"/> OTHER (Specify)		
<input type="checkbox"/> GRANDDAUGHTER	<input type="checkbox"/> SISTER-IN-LAW			
<input type="checkbox"/> GRANDCHILD	<input type="checkbox"/> ORPHAN			

FORM 10 637

1910 CENSUS INDEX - INDIVIDUAL

U.S. DEPARTMENT OF COMMERCE
BUREAU OF THE CENSUS

TEXAS

W 300	NAME OF INDIVIDUAL <i>White, M. O.</i>		E.O. 123	SHEET 61
COLOR <i>W</i>	AGE <i>60</i>	BIRTHPLACE <i>mo</i>	VOL. <i>130</i>	
COUNTY <i>Tarrant</i>		CITY <i>Fort Worth</i>		
ENUMERATED WITH <i>Trinity Pauline</i>				
RELATIONSHIP TO ABOVE				
<input type="checkbox"/> SON	<input type="checkbox"/> NEPHEW	<input type="checkbox"/> STEPSON		
<input type="checkbox"/> DAUGHTER	<input type="checkbox"/> NIECE	<input type="checkbox"/> STEPDAUGHTER		
<input type="checkbox"/> BROTHER	<input type="checkbox"/> FATHER-IN-LAW	<input type="checkbox"/> COUSIN		
<input type="checkbox"/> SISTER	<input type="checkbox"/> MOTHER-IN-LAW	<input type="checkbox"/> HIRED MAN		
<input type="checkbox"/> FATHER	<input type="checkbox"/> SON-IN-LAW	<input type="checkbox"/> ROOMER		
<input type="checkbox"/> MOTHER	<input type="checkbox"/> DAUGHTER-IN-LAW	<input type="checkbox"/> SERVANT		
<input type="checkbox"/> GRANDSON	<input type="checkbox"/> BROTHER-IN-LAW	<input type="checkbox"/> OTHER (Specify)		
<input type="checkbox"/> GRANDDAUGHTER	<input type="checkbox"/> SISTER-IN-LAW			
<input type="checkbox"/> GRANDCHILD	<input type="checkbox"/> ORPHAN			

FORM 10-637
1910 CENSUS INDEX - INDIVIDUAL

U. S. DEPARTMENT OF COMMERCE
BUREAU OF THE CENSUS

TEXAS

W300		NAME OF INDIVIDUAL		E.D.	SHEET
White		M A		108	187
COLOR	W	AGE	BIRTHPLACE	VOL.	138
67		La			
COUNTY	Trinity, v		CITY		
ENUMERATED WITH					
Peters, Jose					
RELATIONSHIP TO ABOVE					
<input type="checkbox"/> SON	<input type="checkbox"/> NEPHEW	<input type="checkbox"/> STEPSON			
<input type="checkbox"/> DAUGHTER	<input type="checkbox"/> NIECE	<input type="checkbox"/> STEPDAUGHTER			
<input type="checkbox"/> BROTHER	<input type="checkbox"/> FATHER-IN-LAW	<input type="checkbox"/> COUSIN			
<input type="checkbox"/> SISTER	<input type="checkbox"/> MOTHER-IN-LAW	<input type="checkbox"/> HIRED MAN			
<input type="checkbox"/> FATHER	<input type="checkbox"/> SON-IN-LAW	<input type="checkbox"/> ROOMER			
<input checked="" type="checkbox"/> MOTHER	<input type="checkbox"/> DAUGHTER-IN-LAW	<input type="checkbox"/> SERVANT			
<input type="checkbox"/> GRANDSON	<input type="checkbox"/> BROTHER-IN-LAW	<input type="checkbox"/> OTHER (Specify)			
<input type="checkbox"/> GRANDDAUGHTER	<input type="checkbox"/> SISTER-IN-LAW	<input type="checkbox"/>			
<input type="checkbox"/> GRANDCHILD	<input type="checkbox"/> ORPHAN	<input type="checkbox"/>			

FORM BC-627 (8-8-67)
FORMERLY 10-637

1910 CENSUS INDEX - INDIVIDUAL

U.S. DEPARTMENT OF COMMERCE
BUREAU OF THE CENSUS

TEXAS

1130		HEAD OF FAMILY		E.D.	SHEET
White		71.9		112	321
COLOR	AGE	BIRTHPLACE		VOL.	
W	53			140	
COUNTY			CITY		
Van Zandt					
OTHER MEMBERS OF FAMILY					
NAME		RELATIONSHIP	AGE	BIRTHPLACE	
Wesley		W	49		
Ernest T.		S	18		
James		D	16		
Marion		D	13		
Frank L.		S	10		

FORM 10 636

1910 CENSUS INDEX - FAMILY

U.S. DEPARTMENT OF COMMERCE
BUREAU OF THE CENSUS

TEXAS

W300	NAME OF INDIVIDUAL Wood, M A ^v (ms)		E.D. 732	SHEET 47
COLOR W	AGE 59	BIRTHPLACE Ky	VOL. 65	
COUNTY Hardeman		CITY Ky		
ENUMERATED WITH Ferguson J. T.				
RELATIONSHIP TO ABOVE				
<input type="checkbox"/> SON	<input type="checkbox"/> NEPHEW	<input type="checkbox"/> STEPSON		
<input type="checkbox"/> DAUGHTER	<input type="checkbox"/> NIECE	<input type="checkbox"/> STEPDAUGHTER		
<input type="checkbox"/> BROTHER	<input type="checkbox"/> FATHER-IN-LAW	<input type="checkbox"/> COUSIN		
<input type="checkbox"/> SISTER	<input checked="" type="checkbox"/> MOTHER-IN-LAW	<input type="checkbox"/> HIRED MAN		
<input type="checkbox"/> FATHER	<input type="checkbox"/> SON-IN-LAW	<input type="checkbox"/> ROOMER		
<input type="checkbox"/> MOTHER	<input type="checkbox"/> DAUGHTER-IN-LAW	<input type="checkbox"/> SERVANT		
<input type="checkbox"/> GRANDSON	<input type="checkbox"/> BROTHER-IN-LAW	<input type="checkbox"/> OTHER (Specify)		
<input type="checkbox"/> GRANDDAUGHTER	<input type="checkbox"/> SISTER-IN-LAW			
<input type="checkbox"/> GRANDCHILD	<input type="checkbox"/> ORPHAN			

FORM 10 637
1910 CENSUS INDEX - INDIVIDUAL

U. S. DEPARTMENT OF COMMERCE
BUREAU OF THE CENSUS

TEXAS

W.300	HEAD OF FAMILY		E.D.	SHEET
	White	Ms M.A.	85	42
COLOR	AGE	BIRTHPLACE	VOL.	
-4	62	Texas	707	
COUNTY	CITY			
Navarro	Corsicans			
OTHER MEMBERS OF FAMILY				
	NAME	RELATIONSHIP	AGE	BIRTHPLACE
1	Elian	H	29	
5	Bo			

FORM 10-636
1910 CENSUS INDEX - FAMILY

U.S. DEPARTMENT OF COMMERCE
BUREAU OF THE CENSUS

TEXAS

W 300		HEAD OF FAMILY		White M		E.P.	SHEET
W		AGE	BIRTHPLACE		VOL.		
		36			104		
COUNTY				CITY			
OTHER MEMBERS OF FAMILY							
NAME		RELATIONSHIP	AGE	BIRTHPLACE			
Margaret		W	29				
Amandy		D	11				
Maudie		D	9				
Bery		S	7				
Elmer		D	5				
Mildred		D	3				
Eugene		S	1				

FORM 10 636
1910 CENSUS INDEX - FAMILY

U. S. DEPARTMENT OF COMMERCE
BUREAU OF THE CENSUS

TEXAS

6302		HEAD OF FAMILY		E.D.		SHEET	
Wood M.		21		Kans		2	
COLOR		AGE		BIRTHPLACE		VOL.	
64		21		Kans		77	
COUNTY				CITY			
1				Waco			
OTHER MEMBERS OF FAMILY							
NAME		RELATIONSHIP		AGE		BIRTHPLACE	
M		W		20			
Allen		S		1/2			

FORM 10-636

1910 CENSUS INDEX - FAMILY

U.S. DEPARTMENT OF COMMERCE
BUREAU OF THE CENSUS

TEXAS

10300	HEAD OF FAMILY White M.		E.D. 110	SHEET 2
COLOR W	AGE 40	BIRTHPLACE	VOL. 17	
COUNTY Brown	CITY			
OTHER MEMBERS OF FAMILY				
	NAME	RELATIONSHIP	AGE	BIRTHPLACE
	White Amanda	w	37	
	/ Augustia	s	9	
	Louie	s	7	
	Bonnie	s	5	

FORM 10-636
1910 CENSUS INDEX - FAMILY

U. S. DEPARTMENT OF COMMERCE
BUREAU OF THE CENSUS

TEXAS

W.300		HEAD OF FAMILY		W. White M		E.D.	SHEET
COLOR		AGE	BIRTHPLACE		VOL.		
W		43	Ky		35		
COUNTY				CITY			
OTHER MEMBERS OF FAMILY							
NAME		RELATIONSHIP	AGE	BIRTHPLACE			
W. White		W	39				
M. Small		S	18				
L. Lewis		S	16				
R. Russell		S	10				
B. Young		S	7				

FORM 10-636
1910 CENSUS INDEX - FAMILY

U.S. DEPARTMENT OF COMMERCE
BUREAU OF THE CENSUS

TEXAS

W 300		HEAD OF FAMILY		6		E.D.	SHEET
W		60	Miss		9 11		
COUNTY		Bastrop		CITY			
OTHER MEMBERS OF FAMILY							
NAME		RELATIONSHIP		AGE	BIRTHPLACE		
-		Wife		52			
-		S -		13			

FORM 10-638
1910 CENSUS INDEX - FAMILY

U. S. DEPARTMENT OF COMMERCE
BUREAU OF THE CENSUS

TEXAS

W300	NAME OF INDIVIDUAL <i>Mitte M.</i>		E.D. 138	SHEET 11
COLOR <i>W</i>	AGE 40	BIRTHPLACE	VOL. 28	
COUNTY <i>Comal</i>		CITY <i>New Braunfels</i>		
ENUMERATED WITH <i>Mergele, Emil</i>				
RELATIONSHIP TO ABOVE				
<input type="checkbox"/> SON	<input type="checkbox"/> NEPHEW	<input type="checkbox"/> STEPSON		
<input type="checkbox"/> DAUGHTER	<input type="checkbox"/> NIECE	<input type="checkbox"/> STEPDAUGHTER		
<input type="checkbox"/> BROTHER	<input type="checkbox"/> FATHER-IN-LAW	<input type="checkbox"/> COUSIN		
<input type="checkbox"/> SISTER	<input type="checkbox"/> MOTHER-IN-LAW	<input type="checkbox"/> HIRED MAN		
<input type="checkbox"/> FATHER	<input type="checkbox"/> SON-IN-LAW	<input checked="" type="checkbox"/> ROOMER		
<input type="checkbox"/> MOTHER	<input type="checkbox"/> DAUGHTER-IN-LAW	<input type="checkbox"/> SERVANT		
<input type="checkbox"/> GRANDSON	<input type="checkbox"/> BROTHER-IN-LAW	<input type="checkbox"/> OTHER (Specify)		
<input type="checkbox"/> GRANDDAUGHTER	<input type="checkbox"/> SISTER-IN-LAW			
<input type="checkbox"/> GRANDCHILD	<input type="checkbox"/> ORPHAN			

FORM 10-637
1910 CENSUS INDEX - INDIVIDUAL

U. S. DEPARTMENT OF COMMERCE
BUREAU OF THE CENSUS

TEXAS

W300	HEAD OF FAMILY		Wood - M	E.D.	SHEET
COLOR	AGE	BIRTHPLACE		23	4
W	59	Ala		VOL.	27
COUNTY	CITY				
	Collin				
OTHER MEMBERS OF FAMILY					
	NAME	RELATIONSHIP	AGE	BIRTHPLACE	
1	Wood	W	48	Tenn	
	W	S	14		

FORM 10-636
1910 CENSUS INDEX - FAMILY

U.S. DEPARTMENT OF COMMERCE
BUREAU OF THE CENSUS

TEXAS

W 300	NAME OF INDIVIDUAL W. White M.		E.D. 146	SHEET 3
COLOR W	AGE 27	BIRTHPLACE	VOL. 130	
COUNTY Tarrant		CITY Fort Worth		
ENUMERATED WITH Marjorie White				
RELATIONSHIP TO ABOVE				
<input type="checkbox"/> SON	<input type="checkbox"/> NEPHEW	<input type="checkbox"/> STEPSON		
<input type="checkbox"/> DAUGHTER	<input type="checkbox"/> NIECE	<input type="checkbox"/> STEPDAUGHTER		
<input type="checkbox"/> BROTHER	<input type="checkbox"/> FATHER-IN-LAW	<input type="checkbox"/> COUSIN		
<input type="checkbox"/> SISTER	<input type="checkbox"/> MOTHER-IN-LAW	<input type="checkbox"/> HIRED MAN		
<input type="checkbox"/> FATHER	<input type="checkbox"/> SON-IN-LAW	<input checked="" type="checkbox"/> ROOMER		
<input type="checkbox"/> MOTHER	<input type="checkbox"/> DAUGHTER-IN-LAW	<input type="checkbox"/> SERVANT		
<input type="checkbox"/> GRANDSON	<input type="checkbox"/> BROTHER-IN-LAW	<input type="checkbox"/> OTHER (Specify)		
<input type="checkbox"/> GRANDDAUGHTER	<input type="checkbox"/> SISTER-IN-LAW			
<input type="checkbox"/> GRANDCHILD	<input type="checkbox"/> ORPHAN			

FORM 10-637

1910 CENSUS INDEX - INDIVIDUAL

U. S. DEPARTMENT OF COMMERCE
BUREAU OF THE CENSUS

TEXAS

W 300	HEAD OF FAMILY		E.D.	SHEET
	Wade, 27		74	336
COLOR	AGE	BIRTHPLACE	VOL.	
W	33		109	
COUNTY	Nacogdoches		CITY	
OTHER MEMBERS OF FAMILY				
NAME		RELATIONSHIP	AGE	BIRTHPLACE
Miller		W	19	

FORM 10-636
1910 CENSUS INDEX - FAMILY

U.S. DEPARTMENT OF COMMERCE
BUREAU OF THE CENSUS

TEXAS

W 300		NAME OF INDIVIDUAL Greath, Mrs. (Mrs.)		E.D. 14	SHEET 8
COLOR W	AGE 82	BIRTHPLACE Texas		VOL. 18	
COUNTY -		Burleson		CITY Caldwell	
ENUMERATED WITH Delmer, S. A.					
RELATIONSHIP TO ABOVE					
<input type="checkbox"/> SON	<input type="checkbox"/> NEPHEW	<input type="checkbox"/> STEPSON			
<input type="checkbox"/> DAUGHTER	<input type="checkbox"/> NIECE	<input type="checkbox"/> STEPDAUGHTER			
<input type="checkbox"/> BROTHER	<input type="checkbox"/> FATHER-IN-LAW	<input type="checkbox"/> COUSIN			
<input type="checkbox"/> SISTER	<input type="checkbox"/> MOTHER-IN-LAW	<input type="checkbox"/> HIRED MAN *			
<input type="checkbox"/> FATHER	<input type="checkbox"/> SON-IN-LAW	<input checked="" type="checkbox"/> ROOMER			
<input type="checkbox"/> MOTHER	<input type="checkbox"/> DAUGHTER-IN-LAW	<input type="checkbox"/> SERVANT			
<input type="checkbox"/> GRANDSON	<input type="checkbox"/> BROTHER-IN-LAW	<input type="checkbox"/> OTHER (Specify)			
<input type="checkbox"/> GRANDDAUGHTER	<input type="checkbox"/> SISTER-IN-LAW				
<input type="checkbox"/> GRANDCHILD	<input type="checkbox"/> ORPHAN				

FORM 10-637
1910 CENSUS INDEX - INDIVIDUAL

U. S. DEPARTMENT OF COMMERCE
BUREAU OF THE CENSUS

M

TEXAS

W300		HEAD OF FAMILY		E.D.	SHEET
		Wade, Lytle		135	371
COLOR	AGE	BIRTHPLACE		VOL.	
W	30	- Tenn		47	
COUNTY			CITY		
Ellis			Ennis		
OTHER MEMBERS OF FAMILY					
NAME		RELATIONSHIP	AGE	BIRTHPLACE	
Lillie		W	26		
Robert L.		S	7		

FORM 10-636

1910 CENSUS INDEX - FAMILY

U.S. DEPARTMENT OF COMMERCE
BUREAU OF THE CENSUS

10300		HEAD OF FAMILY		TEXAS	
COLOR	AGE	BIRTHPLACE		E.D.	SHEET
COUNTY		CITY		69	11
				VOL.	36
OTHER MEMBERS OF FAMILY					
NAME		RELATIONSHIP	AGE	BIRTHPLACE	
/		W	22		

FORM 10 636
 1910 CENSUS INDEX - FAMILY

U.S. DEPARTMENT OF COMMERCE
 BUREAU OF THE CENSUS

TEXAS

W 300	HEAD OF FAMILY White Lyndal		E.D. 109	SHEET 99
COLOR W	AGE 27	BIRTHPLACE Tenn	VOL. 118	
COUNTY Robertson		CITY		
OTHER MEMBERS OF FAMILY				
NAME		RELATION- SHIP	AGE	BIRTHPLACE
Josephine		W	31	
Willie		d	6	
Rok		d	5	
Eugene		d	3	

FORM 10 636
1910 CENSUS INDEX - FAMILY

U. S. DEPARTMENT OF COMMERCE
BUREAU OF THE CENSUS

TEXAS

W200	HEAD OF FAMILY Wood Lydia A		E.D.	SHEET
COLOR W	AGE 69	BIRTHPLACE N.Y.	78	258
COUNTY	CITY		VOL.	
	Travis		Austin	
OTHER MEMBERS OF FAMILY				
NAME		RELATIONSHIP	AGE	BIRTHPLACE
Living alone				

FORM 10 636
1910 CENSUS INDEX - FAMILY

U S DEPARTMENT OF COMMERCE
BUREAU OF THE CENSUS

TEXAS

W300		NAME OF INDIVIDUAL Witt, Lydia		E.D. 114	SHEET 18
COLOR W	AGE 66	BIRTHPLACE Ark		VOL. 140	
COUNTY Van Zandt		CITY			
ENUMERATED WITH Bland, Martin A					
RELATIONSHIP TO ABOVE					
<input type="checkbox"/> SON	<input type="checkbox"/> NEPHEW	<input type="checkbox"/> STEPSON			
<input type="checkbox"/> DAUGHTER	<input type="checkbox"/> NIECE	<input type="checkbox"/> STEPDAUGHTER			
<input type="checkbox"/> BROTHER	<input type="checkbox"/> FATHER-IN-LAW	<input type="checkbox"/> COUSIN			
<input type="checkbox"/> SISTER	<input checked="" type="checkbox"/> MOTHER-IN-LAW	<input type="checkbox"/> HIRED MAN			
<input type="checkbox"/> FATHER	<input type="checkbox"/> SON-IN-LAW	<input type="checkbox"/> ROOMER			
<input type="checkbox"/> MOTHER	<input type="checkbox"/> DAUGHTER-IN-LAW	<input type="checkbox"/> SERVANT			
<input type="checkbox"/> GRANDSON	<input type="checkbox"/> BROTHER-IN-LAW	<input type="checkbox"/> OTHER (Specify)			
<input type="checkbox"/> GRANDDAUGHTER	<input type="checkbox"/> SISTER-IN-LAW				
<input type="checkbox"/> GRANDCHILD	<input type="checkbox"/> ORPHAN				

FORM BC-627 (5-5-67)
FORMERLY 10-637

1910 CENSUS INDEX - INDIVIDUAL

U.S. DEPARTMENT OF COMMERCE
BUREAU OF THE CENSUS

TEXAS

W300	HEAD OF FAMILY		W. Matt Lycurgis	E. D.	SHEET
COLOR	AGE	BIRTHPLACE		VOL.	
B	64	W. S.		123	
COUNTY	Victoria		CITY		
OTHER MEMBERS OF FAMILY					
NAME		RELATIONSHIP	AGE	BIRTHPLACE	
/ Mary		w	47		
/ Ethel Lee		d	12		

FORM 10-636

1910 CENSUS INDEX - FAMILY

U. S. DEPARTMENT OF COMMERCE
BUREAU OF THE CENSUS

TEXAS

W300	NAME OF INDIVIDUAL <i>W. Pitt. Liverda</i>		E.D. <i>51</i>	SHEET <i>15</i>
COLOR <i>B</i>	AGE <i>14</i>	BIRTHPLACE	VOL. <i>121</i>	
COUNTY <i>Rusk</i>		CITY		
ENUMERATED WITH <i>Maaspie, Steward</i>				
RELATIONSHIP TO ABOVE				
<input type="checkbox"/> SON	<input checked="" type="checkbox"/> NEPHEW	<input type="checkbox"/> STEPSON		
<input type="checkbox"/> DAUGHTER	<input type="checkbox"/> NIECE	<input type="checkbox"/> STEPDAUGHTER		
<input type="checkbox"/> BROTHER	<input type="checkbox"/> FATHER-IN-LAW	<input type="checkbox"/> COUSIN		
<input type="checkbox"/> SISTER	<input type="checkbox"/> MOTHER-IN-LAW	<input type="checkbox"/> HIRED MAN		
<input type="checkbox"/> FATHER	<input type="checkbox"/> SON-IN-LAW	<input type="checkbox"/> ROOMER		
<input type="checkbox"/> MOTHER	<input type="checkbox"/> DAUGHTER-IN-LAW	<input type="checkbox"/> SERVANT		
<input type="checkbox"/> GRANDSON	<input type="checkbox"/> BROTHER-IN-LAW	<input type="checkbox"/> OTHER (<i>Specify</i>)		
<input type="checkbox"/> GRANDDAUGHTER	<input type="checkbox"/> SISTER-IN-LAW			
<input type="checkbox"/> GRANDCHILD	<input type="checkbox"/> ORPHAN			

FORM 10-637
1910 CENSUS INDEX - INDIVIDUAL

U.S. DEPARTMENT OF COMMERCE
BUREAU OF THE CENSUS

TEXAS

W 300	NAME OF INDIVIDUAL <i>White Luvenia</i>		E.D. 76	SHEET 29
COLOR <i>Wm</i>	AGE 36	BIRTHPLACE <i>Ala</i>	VOL. 83	
COUNTY <i>Jefferson</i>		CITY <i>Baumont</i>		
ENUMERATED WITH <i>Perry Albert</i>				
RELATIONSHIP TO ABOVE				
<input type="checkbox"/> SON	<input type="checkbox"/> NEPHEW	<input type="checkbox"/> STEPSON		
<input type="checkbox"/> DAUGHTER	<input type="checkbox"/> NIECE	<input type="checkbox"/> STEPDAUGHTER		
<input type="checkbox"/> BROTHER	<input type="checkbox"/> FATHER-IN-LAW	<input type="checkbox"/> COUSIN		
<input type="checkbox"/> SISTER	<input type="checkbox"/> MOTHER-IN-LAW	<input type="checkbox"/> HIRED MAN		
<input type="checkbox"/> FATHER	<input type="checkbox"/> SON-IN-LAW	<input checked="" type="checkbox"/> ROOMER		
<input type="checkbox"/> MOTHER	<input type="checkbox"/> DAUGHTER-IN-LAW	<input type="checkbox"/> SERVANT		
<input type="checkbox"/> GRANDSON	<input type="checkbox"/> BROTHER-IN-LAW	<input type="checkbox"/> OTHER (Specify)		
<input type="checkbox"/> GRANDDAUGHTER	<input type="checkbox"/> SISTER-IN-LAW			
<input type="checkbox"/> GRANDCHILD	<input type="checkbox"/> ORPHAN			

FORM 10-637
1910 CENSUS INDEX - INDIVIDUAL

U.S. DEPARTMENT OF COMMERCE
BUREAU OF THE CENSUS

TEXAS

W 300		NAME OF INDIVIDUAL <i>Wood Lilitia</i>		E.D. <i>118</i>	SHEET <i>130</i>
COLOR <i>W</i>	AGE <i>29</i>	BIRTHPLACE		VOL <i>112</i>	
COUNTY <i>Orange</i>			CITY <i>Orange</i>		
ENUMERATED WITH <i>Shaver Pearl</i>					
RELATIONSHIP TO ABOVE					
<input type="checkbox"/> SON	<input type="checkbox"/> NEPHEW	<input type="checkbox"/> STEPSON			
<input checked="" type="checkbox"/> DAUGHTER	<input type="checkbox"/> NIECE	<input type="checkbox"/> STEPDAUGHTER			
<input type="checkbox"/> BROTHER	<input type="checkbox"/> FATHER-IN-LAW	<input type="checkbox"/> COUSIN			
<input type="checkbox"/> SISTER	<input type="checkbox"/> MOTHER-IN-LAW	<input type="checkbox"/> HIRED MAN			
<input type="checkbox"/> FATHER	<input type="checkbox"/> SON-IN-LAW	<input type="checkbox"/> ROOMER			
<input type="checkbox"/> MOTHER	<input type="checkbox"/> DAUGHTER-IN-LAW	<input type="checkbox"/> SERVANT			
<input type="checkbox"/> GRANDSON	<input type="checkbox"/> BROTHER-IN-LAW	<input type="checkbox"/> OTHER (Specify)			
<input type="checkbox"/> GRANDDAUGHTER	<input type="checkbox"/> SISTER-IN-LAW				
<input type="checkbox"/> GRANDCHILD	<input type="checkbox"/> ORPHAN				

FORM 10-637
1910 CENSUS INDEX - INDIVIDUAL

U S DEPARTMENT OF COMMERCE
BUREAU OF THE CENSUS

TEXAS

W. 300	HEAD OF FAMILY White Luther R		E.D. 89	SHEET 112
COLOR W	AGE 25	BIRTHPLACE Tex	VOL. 127	
COUNTY Tarrant		CITY		
OTHER MEMBERS OF FAMILY				
NAME		RELATIONSHIP	AGE	BIRTHPLACE
L. Eddie		W	22	
Maggie Fadden		Br	18	

FORM 10-636
1910 CENSUS INDEX - FAMILY

U.S. DEPARTMENT OF COMMERCE
BUREAU OF THE CENSUS

TEXAS

C1300		NAME OF INDIVIDUAL <i>Whitt, Luther M.</i>		E.D. <i>14</i>	SHEET <i>6</i>
COLOR	AGE <i>19</i>	BIRTHPLACE <i>Tenn</i>		VOL. <i>8</i>	
COUNTY <i>Bell</i>			CITY		
ENUMERATED WITH <i>Hartman, Robert L.</i>					
RELATIONSHIP TO ABOVE					
<input type="checkbox"/> SON	<input type="checkbox"/> NEPHEW	<input type="checkbox"/> STEPSON			
<input type="checkbox"/> DAUGHTER	<input type="checkbox"/> NIECE	<input type="checkbox"/> STEPDAUGHTER			
<input type="checkbox"/> BROTHER	<input type="checkbox"/> FATHER-IN-LAW	<input type="checkbox"/> COUSIN			
<input type="checkbox"/> SISTER	<input type="checkbox"/> MOTHER-IN-LAW	<input type="checkbox"/> HIRED MAN			
<input type="checkbox"/> FATHER	<input type="checkbox"/> SON-IN-LAW	<input type="checkbox"/> ROOMER			
<input type="checkbox"/> MOTHER	<input type="checkbox"/> DAUGHTER-IN-LAW	<input type="checkbox"/> SERVANT			
<input type="checkbox"/> GRANDSON	<input type="checkbox"/> BROTHER-IN-LAW	<input type="checkbox"/> OTHER (Specify) <i>Luther</i>			
<input type="checkbox"/> GRANDDAUGHTER	<input type="checkbox"/> SISTER-IN-LAW				
<input type="checkbox"/> GRANDCHILD	<input type="checkbox"/> ORPHAN				

FORM 10.637
1910 CENSUS INDEX - INDIVIDUAL

U.S. DEPARTMENT OF COMMERCE
BUREAU OF THE CENSUS

TEXAS

10300	HEAD OF FAMILY		Wystle, Luther J.		E.C.	SHEET
COLOR	AGE	BIRTHPLACE			5	7
W	40	Ark.			VOL.	29
COUNTY	Comanche		CITY			
OTHER MEMBERS OF FAMILY						
NAME		RELATIONSHIP	AGE	BIRTHPLACE		
Wallie		W	29			
Clarence		S	9			
Ernest		S	6			
Clyde		S	4			
Faye		S	2			

FORM 10-636
1910 CENSUS INDEX - FAMILY

U.S. DEPARTMENT OF COMMERCE
BUREAU OF THE CENSUS

TEXAS

6300	HEAD OF FAMILY				E.D.	SHEET
COLOR	AGE	BIRTHPLACE			47	203
W	3				VOL. 3.1	
COUNTY	Dallas		CITY		Dallas	
OTHER MEMBERS OF FAMILY						
NAME		RELATIONSHIP	AGE	BIRTHPLACE		
A.C.		W	30	Va.		
L...		W	4			

FORM 10 638

1910 CENSUS INDEX - FAMILY

U S DEPARTMENT OF COMMERCE
BUREAU OF THE CENSUS

TEXAS

W300	HEAD OF FAMILY		E.D.	SHEET
	Wade, Luther H.		134	37
COLOR	AGE	BIRTHPLACE	VOL.	
W	45	ala.	93	
COUNTY	CITY			
LAVACA	Yoakum			
OTHER MEMBERS OF FAMILY				
NAME		RELATIONSHIP	AGE	BIRTHPLACE
Ropplila		W	40	
Forest		S	20	
Leonard		S	18	
Everett		S	17	
Aubre		S	14	
Lillian		D	12	
Virginia		D	9	

FORM 10-636A

1910 CENSUS INDEX - INDIVIDUAL

U.S. DEPARTMENT OF COMMERCE
BUREAU OF THE CENSUS

TEXAS

W300	NAME OF INDIVIDUAL Wright Luther 43		E.D. 129	SHEET 122
COLOR B	AGE 13	BIRTHPLACE	VOL. 93	
COUNTY		CITY		
ENUMERATED WITH 134202 Wangrove Lizzie				
RELATIONSHIP TO ABOVE				
<input checked="" type="checkbox"/> SON	<input type="checkbox"/> NEPHEW	<input type="checkbox"/> STEPSON		
<input type="checkbox"/> DAUGHTER	<input type="checkbox"/> NIECE	<input type="checkbox"/> STEPDAUGHTER		
<input type="checkbox"/> BROTHER	<input type="checkbox"/> FATHER-IN-LAW	<input type="checkbox"/> COUSIN		
<input type="checkbox"/> SISTER	<input type="checkbox"/> MOTHER-IN-LAW	<input type="checkbox"/> HIRED MAN		
<input type="checkbox"/> FATHER	<input type="checkbox"/> SON-IN-LAW	<input type="checkbox"/> ROOMER		
<input type="checkbox"/> MOTHER	<input type="checkbox"/> DAUGHTER-IN-LAW	<input type="checkbox"/> SERVANT		
<input type="checkbox"/> GRANDSON	<input type="checkbox"/> BROTHER-IN-LAW	<input type="checkbox"/> OTHER (Specify)		
<input type="checkbox"/> GRANDDAUGHTER	<input type="checkbox"/> SISTER-IN-LAW			
<input type="checkbox"/> GRANDCHILD	<input type="checkbox"/> ORPHAN			

FORM 10-637
1910 CENSUS INDEX - INDIVIDUAL

U.S. DEPARTMENT OF COMMERCE
BUREAU OF THE CENSUS

TEXAS

W300	HEAD OF FAMILY <i>White, Luther A.</i>		E.D. 44	SHEET- 8
COLOR <i>W</i>	AGE 32	BIRTHPLACE	VOL. 41	
COUNTY <i>Eastland</i>		CITY <i>Carbon</i>		
OTHER MEMBERS OF FAMILY				
	NAME	RELATIONSHIP	AGE	BIRTHPLACE
	<i>Leta M.</i>	<i>W</i>	<i>28</i>	
	<i>Bessie I.</i>	<i>D</i>	<i>8</i>	
	<i>Luther A.</i>	<i>S</i>	<i>4</i>	

FORM 10-636

1910 CENSUS INDEX - FAMILY

U. S. DEPARTMENT OF COMMERCE
BUREAU OF THE CENSUS

TEXAS

6300	NAME OF INDIVIDUAL Wheat, Luther		E.O. 55	SHEET 172
COLOR W	AGE 25	BIRTHPLACE Ark	VOL. 42	
COUNTY Edwards		CITY		
ENUMERATED WITH		Wheat, Ira L.		
RELATIONSHIP TO ABOVE				
<input type="checkbox"/> SON	<input type="checkbox"/> NEPHEW	<input type="checkbox"/> STEPSON		
<input type="checkbox"/> DAUGHTER	<input type="checkbox"/> NIECE	<input type="checkbox"/> STEPDAUGHTER		
<input type="checkbox"/> BROTHER	<input type="checkbox"/> FATHER-IN-LAW	<input checked="" type="checkbox"/> COUSIN		
<input type="checkbox"/> SISTER	<input type="checkbox"/> MOTHER-IN-LAW	<input type="checkbox"/> HIRED MAN		
<input type="checkbox"/> FATHER	<input type="checkbox"/> SON-IN-LAW	<input type="checkbox"/> ROOMER		
<input type="checkbox"/> MOTHER	<input type="checkbox"/> DAUGHTER-IN-LAW	<input type="checkbox"/> SERVANT		
<input type="checkbox"/> GRANDSON	<input type="checkbox"/> BROTHER-IN-LAW	<input type="checkbox"/> OTHER (Specify) ¹		
<input type="checkbox"/> GRANDDAUGHTER	<input type="checkbox"/> SISTER-IN-LAW			
<input type="checkbox"/> GRANDCHILD	<input type="checkbox"/> ORPHAN			

FORM 10 637
1970 CENSUS INDEX - INDIVIDUAL

U. S. DEPARTMENT OF COMMERCE
BUREAU OF THE CENSUS

TEXAS

W300	HEAD OF FAMILY White, Luther		E.D. 113	SHEET 63
COLOR W	AGE 22	BIRTHPLACE		VOL. 46
COUNTY Ellis		CITY		
OTHER MEMBERS OF FAMILY				
	NAME	RELATIONSHIP	AGE	BIRTHPLACE
	Bessie	W*	22	Tenn
	Matthe	W	1/2	

FORM 10-636
1910 CENSUS INDEX - FAMILY

U.S. DEPARTMENT OF COMMERCE
BUREAU OF THE CENSUS

TEXAS

W 300	NAME OF INDIVIDUAL Wade, Luther		E. D. 257	SHEET 63
COLOR W	AGE 35	BIRTHPLACE ala	VOL. 127	
COUNTY Stonewall		CITY		
ENUMERATED WITH Fouse, Geph P.				
RELATIONSHIP TO ABOVE				
<input type="checkbox"/> SON	<input type="checkbox"/> NEPHEW	<input type="checkbox"/> STEPSON		
<input type="checkbox"/> DAUGHTER	<input type="checkbox"/> NIECE	<input type="checkbox"/> STEPDAUGHTER		
<input type="checkbox"/> BROTHER	<input type="checkbox"/> FATHER-IN-LAW	<input type="checkbox"/> COUSIN		
<input type="checkbox"/> SISTER	<input type="checkbox"/> MOTHER-IN-LAW	<input type="checkbox"/> HIRED MAN		
<input type="checkbox"/> FATHER	<input type="checkbox"/> SON-IN-LAW	<input type="checkbox"/> ROOMER		
<input type="checkbox"/> MOTHER	<input type="checkbox"/> DAUGHTER-IN-LAW	<input type="checkbox"/> SERVANT		
<input type="checkbox"/> GRANDSON	<input type="checkbox"/> BROTHER-IN-LAW	<input checked="" type="checkbox"/> OTHER (Specify)		
<input type="checkbox"/> GRANDDAUGHTER	<input type="checkbox"/> SISTER-IN-LAW	PA		
<input type="checkbox"/> GRANDCHILD	<input type="checkbox"/> ORPHAN			

FORM BC-627 (5-5-57)
FORMERLY 10-937

U.S. DEPARTMENT OF COMMERCE
BUREAU OF THE CENSUS

1910 CENSUS INDEX - INDIVIDUAL

TEXAS

W300	NAME OF INDIVIDUAL White Luther		E.D. 148	SHEET 682
COLOR w	AGE 21	BIRTHPLACE	VOL. 106	
COUNTY Montgomery		CITY		
ENUMERATED WITH White W.P.				
RELATIONSHIP TO ABOVE				
<input type="checkbox"/> SON	<input type="checkbox"/> NEPHEW	<input type="checkbox"/> STEPSON		
<input type="checkbox"/> DAUGHTER	<input type="checkbox"/> NIECE	<input type="checkbox"/> STEPOUGHTER		
<input type="checkbox"/> BROTHER	<input type="checkbox"/> FATHER-IN-LAW	<input type="checkbox"/> COUSIN		
<input type="checkbox"/> SISTER	<input type="checkbox"/> MOTHER-IN-LAW	<input type="checkbox"/> HIRED MAN		
<input type="checkbox"/> FATHER	<input type="checkbox"/> SON-IN-LAW	<input type="checkbox"/> ROOMER		
<input type="checkbox"/> MOTHER	<input type="checkbox"/> DAUGHTER-IN-LAW	<input type="checkbox"/> SERVANT		
<input type="checkbox"/> GRANDSON	<input type="checkbox"/> BROTHER-IN-LAW	<input checked="" type="checkbox"/> OTHER (Specify)		
<input type="checkbox"/> GRANDDAUGHTER	<input type="checkbox"/> SISTER-IN-LAW	G. C.		
<input type="checkbox"/> GRANDCHILD	<input type="checkbox"/> ORPHAN			

FORM 10 637
1910 CENSUS INDEX - INDIVIDUAL

U. S. DEPARTMENT OF COMMERCE
BUREAU OF THE CENSUS

6380		NAME OF INDIVIDUAL		TEXAS	
COLOR	AGE	BIRTHPLACE	E.D.	SHEET	
B	23	COOK	60	18	
COUNTY			VOL.	31	
ENUMERATED WITH			Davenport Jim		
RELATIONSHIP TO ABOVE					
<input type="checkbox"/> SON	<input type="checkbox"/> NEPHEW	<input type="checkbox"/> STEPSON			
<input type="checkbox"/> DAUGHTER	<input type="checkbox"/> NIECE	<input type="checkbox"/> STEPDAUGHTER			
<input type="checkbox"/> BROTHER	<input type="checkbox"/> FATHER-IN-LAW	<input checked="" type="checkbox"/> COUSIN			
<input type="checkbox"/> SISTER	<input type="checkbox"/> MOTHER-IN-LAW	<input type="checkbox"/> HIRED MAN			
<input type="checkbox"/> FATHER	<input type="checkbox"/> SON-IN-LAW	<input type="checkbox"/> ROOMER			
<input type="checkbox"/> MOTHER	<input type="checkbox"/> DAUGHTER-IN-LAW	<input type="checkbox"/> SERVANT			
<input type="checkbox"/> GRANDSON	<input type="checkbox"/> BROTHER-IN-LAW	<input type="checkbox"/> OTHER (Specify)			
<input type="checkbox"/> GRANDDAUGHTER	<input type="checkbox"/> SISTER-IN-LAW				
<input type="checkbox"/> GRANDCHILD	<input type="checkbox"/> ORPHAN				

FORM 10-637
 1910 CENSUS INDEX - INDIVIDUAL

U.S. DEPARTMENT OF COMMERCE
 BUREAU OF THE CENSUS

TEXAS

W. 300		NAME OF INDIVIDUAL		E.D.	SHEET
COLOR		AGE	BIRTHPLACE	79	144
- B		7		VOL.	61

COUNTY **Grayson** CITY **Denison**

ENUMERATED WITH **Coleman, D. S.**

RELATIONSHIP TO ABOVE

<input type="checkbox"/> SON	<input type="checkbox"/> NEPHEW	<input type="checkbox"/> STEPSON
<input type="checkbox"/> DAUGHTER	<input type="checkbox"/> NIECE	<input type="checkbox"/> STEPDAUGHTER
<input type="checkbox"/> BROTHER	<input type="checkbox"/> FATHER-IN-LAW	<input type="checkbox"/> COUSIN
<input type="checkbox"/> SISTER	<input type="checkbox"/> MOTHER-IN-LAW	<input type="checkbox"/> HIRED MAN
<input type="checkbox"/> FATHER	<input type="checkbox"/> SON-IN-LAW	<input type="checkbox"/> ROOMER
<input type="checkbox"/> MOTHER	<input type="checkbox"/> DAUGHTER-IN-LAW	<input type="checkbox"/> SERVANT
<input checked="" type="checkbox"/> GRANDSON	<input type="checkbox"/> BROTHER-IN-LAW	<input type="checkbox"/> OTHER (Specify)
<input type="checkbox"/> GRANDDAUGHTER	<input type="checkbox"/> SISTER-IN-LAW	
<input type="checkbox"/> GRANDCHILD	<input type="checkbox"/> ORPHAN	

FORM 10-637
 1910 CENSUS INDEX - INDIVIDUAL

U.S. DEPARTMENT OF COMMERCE
 BUREAU OF THE CENSUS

10300		NAME OF INDIVIDUAL		TEXAS	
COLOR	B	AGE	22	BIRTHPLACE	white brother
COUNTY				E.D.	6
ENUMERATED WITH				CITY	SHEET
					189
				VOL.	57
RELATIONSHIP TO ABOVE					
white willis w					
<input type="checkbox"/> SON	<input type="checkbox"/> NEPHEW	<input type="checkbox"/> STEPSON			
<input type="checkbox"/> DAUGHTER	<input type="checkbox"/> NIECE	<input type="checkbox"/> STEPDAUGHTER			
<input type="checkbox"/> BROTHER	<input type="checkbox"/> FATHER-IN-LAW	<input type="checkbox"/> COUSIN			
<input type="checkbox"/> SISTER	<input type="checkbox"/> MOTHER-IN-LAW	<input type="checkbox"/> HIRED MAN			
<input type="checkbox"/> FATHER	<input type="checkbox"/> SON-IN-LAW	<input type="checkbox"/> ROOMER			
<input type="checkbox"/> MOTHER	<input type="checkbox"/> DAUGHTER-IN-LAW	<input type="checkbox"/> SERVANT			
<input checked="" type="checkbox"/> GRANDSON	<input type="checkbox"/> BROTHER-IN-LAW	<input type="checkbox"/> OTHER (Specify)			
<input type="checkbox"/> GRANDDAUGHTER	<input type="checkbox"/> SISTER-IN-LAW				
<input type="checkbox"/> GRANDCHILD	<input type="checkbox"/> ORPHAN				

FORM 10-637
1910 CENSUS INDEX - INDIVIDUAL

U. S. DEPARTMENT OF COMMERCE
BUREAU OF THE CENSUS

TEXAS

W 300	NAME OF INDIVIDUAL <i>White Keller</i>		E.D. 41	SHEET 169
COLOR <i>W</i>	AGE <i>56</i>	BIRTHPLACE	VOL. <i>88</i>	
COUNTY <i>Kaufman</i>		CITY		
ENUMERATED WITH <i>Kirkpatrick Summer - W</i>				
RELATIONSHIP TO ABOVE				
<input type="checkbox"/> SON	<input type="checkbox"/> NEPHEW	<input type="checkbox"/> STEPSON		
<input type="checkbox"/> DAUGHTER	<input type="checkbox"/> NIECE	<input type="checkbox"/> STEPDAUGHTER		
<input type="checkbox"/> BROTHER	<input type="checkbox"/> FATHER-IN-LAW	<input type="checkbox"/> COUSIN		
<input type="checkbox"/> SISTER	<input type="checkbox"/> MOTHER-IN-LAW	<input checked="" type="checkbox"/> MARRIED MAN		
<input type="checkbox"/> FATHER	<input type="checkbox"/> SON-IN-LAW	<input type="checkbox"/> ROOMER		
<input type="checkbox"/> MOTHER	<input type="checkbox"/> DAUGHTER-IN-LAW	<input type="checkbox"/> SERVANT		
<input type="checkbox"/> GRANDSON	<input type="checkbox"/> BROTHER-IN-LAW	<input type="checkbox"/> OTHER (Specify)		
<input type="checkbox"/> GRANDDAUGHTER	<input type="checkbox"/> SISTER-IN-LAW			
<input type="checkbox"/> GRANDCHILD	<input type="checkbox"/> ORPHAN			

FORM 10-637
1910 CENSUS INDEX - INDIVIDUAL

U. S. DEPARTMENT OF COMMERCE
BUREAU OF THE CENSUS

TEXAS

A300		NAME OF INDIVIDUAL <i>Woody Rutledge</i>		E.D. 95	SHEET 3
COLOR <i>W</i>	AGE <i>24</i>	BIRTHPLACE <i>Tex</i>		VOL. <i>37</i>	
COUNTY Dallas			CITY		
ENUMERATED WITH <i>Woody, John W</i>					
RELATIONSHIP TO ABOVE					
<input type="checkbox"/> SON	<input type="checkbox"/> NEPHEW	<input type="checkbox"/> STEPSON			
<input type="checkbox"/> DAUGHTER	<input type="checkbox"/> NIECE	<input type="checkbox"/> STEPDAUGHTER			
<input checked="" type="checkbox"/> BROTHER	<input type="checkbox"/> FATHER-IN-LAW	<input type="checkbox"/> COUSIN			
<input type="checkbox"/> SISTER	<input type="checkbox"/> MOTHER-IN-LAW	<input type="checkbox"/> HIRED MAN			
<input type="checkbox"/> FATHER	<input type="checkbox"/> SON-IN-LAW	<input type="checkbox"/> ROOMER			
<input type="checkbox"/> MOTHER	<input type="checkbox"/> DAUGHTER-IN-LAW	<input type="checkbox"/> SERVANT			
<input type="checkbox"/> GRANDSON	<input type="checkbox"/> BROTHER-IN-LAW	<input type="checkbox"/> OTHER (<i>Specify</i>)			
<input type="checkbox"/> GRANDDAUGHTER	<input type="checkbox"/> SISTER-IN-LAW				
<input type="checkbox"/> GRANDCHILD	<input type="checkbox"/> ORPHAN				

FORM 10-637
1910 CENSUS INDEX - INDIVIDUAL

U.S. DEPARTMENT OF COMMERCE
BUREAU OF THE CENSUS

TEXAS

10300	NAME OF INDIVIDUAL <i>White Luther</i>		E.O. 12	SHEET 16
COLOR <i>W</i>	AGE 23	BIRTHPLACE	VOL. 29	
COUNTY <i>Comanche</i>		CITY		
ENUMERATED WITH <i>Moore William R.</i>				
RELATIONSHIP TO ABOVE				
<input type="checkbox"/> SON	<input type="checkbox"/> NEPHEW	<input type="checkbox"/> STEPSON		
<input type="checkbox"/> DAUGHTER	<input type="checkbox"/> NIECE	<input type="checkbox"/> STEPDAUGHTER		
<input type="checkbox"/> BROTHER	<input type="checkbox"/> FATHER-IN-LAW	<input type="checkbox"/> COUSIN		
<input type="checkbox"/> SISTER	<input type="checkbox"/> MOTHER-IN-LAW	<input checked="" type="checkbox"/> HIRED MAN		
<input type="checkbox"/> FATHER	<input type="checkbox"/> SON-IN-LAW	<input type="checkbox"/> ROOMER		
<input type="checkbox"/> MOTHER	<input type="checkbox"/> DAUGHTER-IN-LAW	<input type="checkbox"/> SERVANT		
<input type="checkbox"/> GRANDSON	<input type="checkbox"/> BROTHER-IN-LAW	<input type="checkbox"/> OTHER (<i>Specify</i>)		
<input type="checkbox"/> GRANDDAUGHTER	<input type="checkbox"/> SISTER-IN-LAW			
<input type="checkbox"/> GRANDCHILD	<input type="checkbox"/> ORPHAN			

FORM 10 637
1910 CENSUS INDEX - INDIVIDUAL

U.S. DEPARTMENT OF COMMERCE
BUREAU OF THE CENSUS

TEXAS

10300		NAME OF INDIVIDUAL		E.D.	SHEET
White Luther		White Luther		132	197
COLOR	AGE	BIRTHPLACE		VOL.	
B	20			149	
COUNTY				CITY	
Wood					
ENUMERATED WITH					
White Williams					
RELATIONSHIP TO ABOVE					
<input type="checkbox"/> SON	<input type="checkbox"/> NEPHEW	<input type="checkbox"/> STEPSON			
<input type="checkbox"/> DAUGHTER	<input type="checkbox"/> NIECE	<input type="checkbox"/> STEPDAUGHTER			
<input type="checkbox"/> BROTHER	<input type="checkbox"/> FATHER-IN-LAW	<input type="checkbox"/> COUSIN			
<input type="checkbox"/> SISTER	<input type="checkbox"/> MOTHER-IN-LAW	<input type="checkbox"/> HIRED MAN			
<input type="checkbox"/> FATHER	<input type="checkbox"/> SON-IN-LAW	<input type="checkbox"/> ROOMER			
<input type="checkbox"/> MOTHER	<input type="checkbox"/> DAUGHTER-IN-LAW	<input type="checkbox"/> SERVANT			
<input type="checkbox"/> GRANDSON	<input type="checkbox"/> BROTHER-IN-LAW	<input type="checkbox"/> OTHER (Specify)			
<input type="checkbox"/> GRANDDAUGHTER	<input type="checkbox"/> SISTER-IN-LAW				
<input type="checkbox"/> GRANDCHILD	<input type="checkbox"/> ORPHAN				

FORM BC-627 (5-8-67)
FORMERLY 10-637

1910 CENSUS INDEX - INDIVIDUAL

U.S. DEPARTMENT OF COMMERCE
BUREAU OF THE CENSUS

TEXAS

W300	NAME OF INDIVIDUAL Wade Luther		E.D. 84	SHEET 239
COLOR W	AGE 19	BIRTHPLACE	VOL. 97	
COUNTY McLennan		CITY		
ENUMERATED WITH Hardy James D		Waco		
RELATIONSHIP TO ABOVE				
<input type="checkbox"/> SON	<input type="checkbox"/> NEPHEW	<input checked="" type="checkbox"/> STEPSON		
<input type="checkbox"/> DAUGHTER	<input type="checkbox"/> NIECE	<input type="checkbox"/> STEPDAUGHTER		
<input type="checkbox"/> BROTHER	<input type="checkbox"/> FATHER-IN-LAW	<input type="checkbox"/> COUSIN		
<input type="checkbox"/> SISTER	<input type="checkbox"/> MOTHER-IN-LAW	<input type="checkbox"/> HIRED MAN		
<input type="checkbox"/> FATHER	<input type="checkbox"/> SON-IN-LAW	<input type="checkbox"/> ROOMER		
<input type="checkbox"/> MOTHER	<input type="checkbox"/> DAUGHTER-IN-LAW	<input type="checkbox"/> SERVANT		
<input type="checkbox"/> GRANDSON	<input type="checkbox"/> BROTHER-IN-LAW	<input type="checkbox"/> OTHER (Specify)		
<input type="checkbox"/> GRANDDAUGHTER	<input type="checkbox"/> SISTER-IN-LAW			
<input type="checkbox"/> GRANDCHILD	<input type="checkbox"/> ORPHAN			

FORM 10-637
1910 CENSUS INDEX - INDIVIDUAL

U.S. DEPARTMENT OF COMMERCE
BUREAU OF THE CENSUS

TEXAS

U 302		HEAD OF FAMILY		E.D.	SHEET
COLOR		AGE	BIRTHPLACE	89	207
B		37		VOL.	97

COUNTY	CITY
	Waco

OTHER MEMBERS OF FAMILY

NAME	RELATIONSHIP	AGE	BIRTHPLACE
Mary	w	25	
George	S	8	

FORM 10 636
1910 CENSUS INDEX - FAMILY

U.S. DEPARTMENT OF COMMERCE
BUREAU OF THE CENSUS

TEXAS

W 300		NAME OF INDIVIDUAL Wood, Lusia		E.D. 71	SHEET 319
COLOR B	AGE 12	BIRTHPLACE		VOL. 103	
COUNTY Milam			CITY		
ENUMERATED WITH Smith Lewis					
RELATIONSHIP TO ABOVE					
<input type="checkbox"/> SON	<input type="checkbox"/> NEPHEW	<input type="checkbox"/> STEPSON			
<input type="checkbox"/> DAUGHTER	<input type="checkbox"/> NIECE	<input checked="" type="checkbox"/> STEPDAUGHTER			
<input type="checkbox"/> BROTHER	<input type="checkbox"/> FATHER-IN-LAW	<input type="checkbox"/> COUSIN			
<input type="checkbox"/> SISTER	<input type="checkbox"/> MOTHER-IN-LAW	<input type="checkbox"/> HIRED MAN			
<input type="checkbox"/> FATHER	<input type="checkbox"/> SON-IN-LAW	<input type="checkbox"/> ROOMER			
<input type="checkbox"/> MOTHER	<input type="checkbox"/> DAUGHTER-IN-LAW	<input type="checkbox"/> SERVANT			
<input type="checkbox"/> GRANDSON	<input type="checkbox"/> BROTHER-IN-LAW	<input type="checkbox"/> OTHER (Specify)			
<input type="checkbox"/> GRANDDAUGHTER	<input type="checkbox"/> SISTER-IN-LAW				
<input type="checkbox"/> GRANDCHILD	<input type="checkbox"/> ORPHAN				

FORM 10-637
1910 CENSUS INDEX - INDIVIDUAL

U.S. DEPARTMENT OF COMMERCE
BUREAU OF THE CENSUS

171360		NAME OF INDIVIDUAL		TEXAS	
COLOR	AGE	BIRTHPLACE	E.D.	SHEET	
	13	11	6	5	
COUNTY		CITY		VOL.	
Brazoria				16	
ENUMERATED WITH					
RELATIONSHIP TO ABOVE					
<input type="checkbox"/> SON <input type="checkbox"/> DAUGHTER <input type="checkbox"/> BROTHER <input type="checkbox"/> SISTER <input type="checkbox"/> FATHER <input type="checkbox"/> MOTHER <input type="checkbox"/> GRANDSON <input type="checkbox"/> GRANDDAUGHTER <input type="checkbox"/> GRANDCHILD <input type="checkbox"/> NEPHEW <input type="checkbox"/> NIECE <input type="checkbox"/> FATHER-IN-LAW <input type="checkbox"/> MOTHER-IN-LAW <input type="checkbox"/> SON-IN-LAW <input type="checkbox"/> DAUGHTER-IN-LAW <input type="checkbox"/> BROTHER-IN-LAW <input type="checkbox"/> SISTER-IN-LAW <input type="checkbox"/> ORPHAN <input type="checkbox"/> STEPSON <input type="checkbox"/> STEPDAUGHTER <input type="checkbox"/> COUSIN <input checked="" type="checkbox"/> HIRED MAN <input type="checkbox"/> ROOMER <input type="checkbox"/> SERVANT <input type="checkbox"/> OTHER (Specify)					

FORM 10-637
 1910 CENSUS INDEX - INDIVIDUAL

U. S. DEPARTMENT OF COMMERCE
 BUREAU OF THE CENSUS

W300		NAME OF INDIVIDUAL <i>White, Lura</i>		TEXAS	
COLOR <i>B</i>	AGE <i>17</i>	BIRTHPLACE		E.D. <i>97</i>	SHEET <i>1</i>
COUNTY				VOL. <i>37</i>	
ENUMERATED WITH <i>Woodson George</i>		CITY <i>Lancaster</i>			
RELATIONSHIP TO ABOVE					
<input type="checkbox"/> SON	<input type="checkbox"/> NEPHEW	<input type="checkbox"/> STEPSON			
<input type="checkbox"/> DAUGHTER	<input type="checkbox"/> NIECE	<input type="checkbox"/> STEPDAUGHTER			
<input type="checkbox"/> BROTHER	<input type="checkbox"/> FATHER-IN-LAW	<input type="checkbox"/> COUSIN			
<input type="checkbox"/> SISTER	<input type="checkbox"/> MOTHER-IN-LAW	<input type="checkbox"/> HIRED MAN			
<input type="checkbox"/> FATHER	<input type="checkbox"/> SON-IN-LAW	<input type="checkbox"/> ROOMER			
<input type="checkbox"/> MOTHER	<input type="checkbox"/> DAUGHTER-IN-LAW	<input type="checkbox"/> SERVANT			
<input type="checkbox"/> GRANDSON	<input type="checkbox"/> BROTHER-IN-LAW	<input type="checkbox"/> OTHER (<i>Specify</i>)			
<input checked="" type="checkbox"/> GRANDDAUGHTER	<input type="checkbox"/> SISTER-IN-LAW				
<input type="checkbox"/> GRANDCHILD	<input type="checkbox"/> ORPHAN				

FORM 10-637
1910 CENSUS INDEX - INDIVIDUAL

U. S. DEPARTMENT OF COMMERCE
BUREAU OF THE CENSUS

TEXAS

W300		HEAD OF FAMILY		E.D.	SHEET
COLOR		AGE	BIRTHPLACE	59	141
3		34		VOL.	104
COUNTY			CITY		
Polk					
OTHER MEMBERS OF FAMILY					
NAME		RELATIONSHIP	AGE	BIRTHPLACE	
W. White		W	27		
E. White		D	11		
W. White		D	4		
T. White		D	1		

FORM 10 636
1910 CENSUS INDEX - FAMILY

U. S. DEPARTMENT OF COMMERCE
BUREAU OF THE CENSUS

74300		NAME OF INDIVIDUAL		TEXAS	
COLOR	B	AGE	4	BIRTHPLACE	White Lum
COUNTY				VOL.	
Waller				134	
ENUMERATED WITH					
Morgan John					
RELATIONSHIP TO ABOVE					
<input type="checkbox"/> SON	<input checked="" type="checkbox"/> NEPHEW				
<input type="checkbox"/> DAUGHTER	<input type="checkbox"/> NIECE				
<input type="checkbox"/> BROTHER	<input type="checkbox"/> FATHER-IN-LAW				
<input type="checkbox"/> SISTER	<input type="checkbox"/> MOTHER-IN-LAW				
<input type="checkbox"/> FATHER	<input type="checkbox"/> SON-IN-LAW				
<input type="checkbox"/> MOTHER	<input type="checkbox"/> DAUGHTER-IN-LAW				
<input type="checkbox"/> GRANDSON	<input type="checkbox"/> BROTHER-IN-LAW				
<input type="checkbox"/> GRANDDAUGHTER	<input type="checkbox"/> SISTER-IN-LAW				
<input type="checkbox"/> GRANDCHILD	<input type="checkbox"/> ORPHAN				
		<input type="checkbox"/> STEPSON			
		<input type="checkbox"/> STEPDAUGHTER			
		<input type="checkbox"/> COUSIN			
		<input type="checkbox"/> HIRED MAN			
		<input type="checkbox"/> ROOMER			
		<input type="checkbox"/> SERVANT			
		<input type="checkbox"/> OTHER (Specify)			

FORM BC-627 (5-3-67)
FORMERLY 10-637

1910 CENSUS INDEX - INDIVIDUAL

U S DEPARTMENT OF COMMERCE
BUREAU OF THE CENSUS

W-300		NAME OF INDIVIDUAL White Lulu		TEXAS	
COLOR 13	AGE 21	BIRTHPLACE		E.D. 38	SHEET 152
COUNTY			CITY		VOL. 55
ENUMERATED WITH White Henry			Galveston		
RELATIONSHIP TO ABOVE					
<input type="checkbox"/> SON	<input type="checkbox"/> NEPHEW	<input type="checkbox"/> STEPSON			
<input type="checkbox"/> DAUGHTER	<input type="checkbox"/> NIECE	<input type="checkbox"/> STEPDAUGHTER			
<input type="checkbox"/> BROTHER	<input type="checkbox"/> FATHER-IN-LAW	<input type="checkbox"/> COUSIN			
<input type="checkbox"/> SISTER	<input type="checkbox"/> MOTHER-IN-LAW	<input type="checkbox"/> HIRED MAN			
<input type="checkbox"/> FATHER	<input type="checkbox"/> SON-IN-LAW	<input type="checkbox"/> ROOMER			
<input type="checkbox"/> MOTHER	<input checked="" type="checkbox"/> DAUGHTER-IN-LAW	<input type="checkbox"/> SERVANT			
<input type="checkbox"/> GRANDSON	<input type="checkbox"/> BROTHER-IN-LAW	<input type="checkbox"/> OTHER (Specify)			
<input type="checkbox"/> GRANDDAUGHTER	<input type="checkbox"/> SISTER-IN-LAW				
<input type="checkbox"/> GRANDCHILD	<input type="checkbox"/> ORPHAN				

FORM 10 637
 1910 CENSUS INDEX - INDIVIDUAL

U. S. DEPARTMENT OF COMMERCE
 BUREAU OF THE CENSUS

TEXAS

W300		NAME OF INDIVIDUAL <i>Johnnie L. Linn</i>		E.O.	SHEET
COLOR <i>B</i>	AGE <i>16</i>	BIRTHPLACE		<i>26</i>	<i>4</i>
COUNTY <i>Cass</i>			CITY	VOL.	<i>22</i>
ENUMERATED WITH <i>Jessie - Jacob</i>					
RELATIONSHIP TO ABOVE					
<input type="checkbox"/> SON	<input type="checkbox"/> NEPHEW	<input type="checkbox"/> STEPSON			
<input type="checkbox"/> DAUGHTER	<input type="checkbox"/> NIECE	<input type="checkbox"/> STEPDAUGHTER			
<input type="checkbox"/> BROTHER	<input type="checkbox"/> FATHER-IN-LAW	<input type="checkbox"/> COUSIN			
<input type="checkbox"/> SISTER	<input type="checkbox"/> MOTHER-IN-LAW	<input type="checkbox"/> HIRED MAN			
<input type="checkbox"/> FATHER	<input type="checkbox"/> SON-IN-LAW	<input type="checkbox"/> ROOMER			
<input type="checkbox"/> MOTHER	<input type="checkbox"/> DAUGHTER-IN-LAW	<input type="checkbox"/> SERVANT			
<input type="checkbox"/> GRANDSON	<input type="checkbox"/> BROTHER-IN-LAW	<input type="checkbox"/> OTHER (Specify)			
<input type="checkbox"/> GRANDDAUGHTER	<input type="checkbox"/> SISTER-IN-LAW				
<input type="checkbox"/> GRANDCHILD	<input type="checkbox"/> ORPHAN				

FORM 10-637
1910 CENSUS INDEX - INDIVIDUAL

U. S. DEPARTMENT OF COMMERCE
BUREAU OF THE CENSUS

TEXAS

W3577		NAME OF INDIVIDUAL <i>White - Hull</i>		E.D. <i>12</i>	SHEET <i>16</i>
COLOR <i>W</i>	AGE <i>21</i>	BIRTHPLACE <i>Tenn.</i>		VOL. <i>14</i>	
COUNTY Bowie			CITY		
ENUMERATED WITH <i>Simms, Vana W.</i>					
RELATIONSHIP TO ABOVE					
<input type="checkbox"/> SON	<input type="checkbox"/> NEPHEW	<input type="checkbox"/> STEPSON			
<input type="checkbox"/> DAUGHTER	<input type="checkbox"/> NIECE	<input type="checkbox"/> STEPDAUGHTER			
<input type="checkbox"/> BROTHER	<input type="checkbox"/> FATHER-IN-LAW	<input type="checkbox"/> COUSIN			
<input type="checkbox"/> SISTER	<input type="checkbox"/> MOTHER-IN-LAW	<input type="checkbox"/> HIRED MAN			
<input type="checkbox"/> FATHER	<input type="checkbox"/> SON-IN-LAW	<input type="checkbox"/> ROOMER			
<input type="checkbox"/> MOTHER	<input type="checkbox"/> DAUGHTER-IN-LAW	<input type="checkbox"/> SERVANT			
<input type="checkbox"/> GRANDSON	<input checked="" type="checkbox"/> BROTHER-IN-LAW	<input type="checkbox"/> OTHER (<i>Specify</i>)			
<input type="checkbox"/> GRANDDAUGHTER	<input type="checkbox"/> SISTER-IN-LAW				
<input type="checkbox"/> GRANDCHILD	<input type="checkbox"/> ORPHAN				

FORM 10 637
1910 CENSUS INDEX - INDIVIDUAL

U.S. DEPARTMENT OF COMMERCE
BUREAU OF THE CENSUS

TEXAS

W 300		NAME OF INDIVIDUAL Hester Lucia		E.D. 59	SHEET 145
COLOR W	AGE 29	BIRTHPLACE		VOL. 43	
COUNTY Fannin			CITY		
ENUMERATED WITH Sinclair W P					
RELATIONSHIP TO ABOVE					
<input type="checkbox"/> SON	<input type="checkbox"/> NEPHEW	<input type="checkbox"/> STEPSON			
<input type="checkbox"/> DAUGHTER	<input type="checkbox"/> NIECE	<input type="checkbox"/> STEPDAUGHTER			
<input type="checkbox"/> BROTHER	<input type="checkbox"/> FATHER-IN-LAW	<input type="checkbox"/> COUSIN			
<input type="checkbox"/> SISTER	<input type="checkbox"/> MOTHER-IN-LAW	<input type="checkbox"/> HIRED MAN			
<input type="checkbox"/> FATHER	<input type="checkbox"/> SON-IN-LAW	<input type="checkbox"/> ROOMER			
<input type="checkbox"/> MOTHER	<input type="checkbox"/> DAUGHTER-IN-LAW	<input type="checkbox"/> SERVANT			
<input type="checkbox"/> GRANDSON	<input type="checkbox"/> BROTHER-IN-LAW	<input type="checkbox"/> OTHER (Specify)			
<input type="checkbox"/> GRANDDAUGHTER	<input type="checkbox"/> SISTER-IN-LAW				
<input type="checkbox"/> GRANDCHILD	<input type="checkbox"/> ORPHAN				

FORM 10-637
1910 CENSUS INDEX - INDIVIDUAL

U.S. DEPARTMENT OF COMMERCE
BUREAU OF THE CENSUS

TEXAS

W 300		NAME OF INDIVIDUAL <i>White Lula T.</i>		E.D. 39	SHEET 79
COLOR <i>W</i>	AGE 31	BIRTHPLACE 1		VOL. 42	
COUNTY <i>Fannin</i>		CITY <i>Leonard</i>			

ENUMERATED WITH *Owen* *John D.*

RELATIONSHIP TO ABOVE

<input type="checkbox"/> SON	<input type="checkbox"/> NEPHEW	<input type="checkbox"/> STEPSON
<input checked="" type="checkbox"/> DAUGHTER	<input type="checkbox"/> NIECE	<input type="checkbox"/> STEPDAUGHTER
<input type="checkbox"/> BROTHER	<input type="checkbox"/> FATHER-IN-LAW	<input type="checkbox"/> COUSIN
<input type="checkbox"/> SISTER	<input type="checkbox"/> MOTHER-IN-LAW	<input type="checkbox"/> HIRED MAN
<input type="checkbox"/> FATHER	<input type="checkbox"/> SON-IN-LAW	<input type="checkbox"/> ROOMER
<input type="checkbox"/> MOTHER	<input type="checkbox"/> DAUGHTER-IN-LAW	<input type="checkbox"/> SERVANT
<input type="checkbox"/> GRANDSON	<input type="checkbox"/> BROTHER-IN-LAW	<input type="checkbox"/> OTHER (Specify)
<input type="checkbox"/> GRANDDAUGHTER	<input type="checkbox"/> SISTER-IN-LAW	
<input type="checkbox"/> GRANDCHILD	<input type="checkbox"/> ORPHAN	

FORM 10-637
1910 CENSUS INDEX - INDIVIDUAL

U.S. DEPARTMENT OF COMMERCE
BUREAU OF THE CENSUS

TEXAS

0300		HEAD OF FAMILY		White Julia M		E.D.	SHEET
COLOR	AGE	BIRTHPLACE				VOL.	
cc	48					134	269
COUNTY				CITY			
Wood							
OTHER MEMBERS OF FAMILY							
NAME		RELATIONSHIP	AGE	BIRTHPLACE			
Hedaya		D	17				
Aline E.		D	13				
Bertie D		D	10				
S B O							

FORM 10-636
1910 CENSUS INDEX - FAMILY

U.S. DEPARTMENT OF COMMERCE
BUREAU OF THE CENSUS

W300		NAME OF INDIVIDUAL		TEXAS	
COLOR	AGE	BIRTHPLACE	E.D.	SHEET	
-W	22	Wood, Lula, E	213	380	
COUNTY			VOL.		
Runnels			120		
CITY			Baileys		
ENUMERATED WITH					
Gee, Tom J.					
RELATIONSHIP TO ABOVE					
<input type="checkbox"/> SON	<input type="checkbox"/> NEPHEW	<input type="checkbox"/> STEPSON			
<input checked="" type="checkbox"/> DAUGHTER	<input type="checkbox"/> NIECE	<input type="checkbox"/> STEPDAUGHTER			
<input type="checkbox"/> BROTHER	<input type="checkbox"/> FATHER-IN-LAW	<input type="checkbox"/> COUSIN			
<input type="checkbox"/> SISTER	<input type="checkbox"/> MOTHER-IN-LAW	<input type="checkbox"/> HIRED MAN			
<input type="checkbox"/> FATHER	<input type="checkbox"/> SON-IN-LAW	<input type="checkbox"/> ROOMER			
<input type="checkbox"/> MOTHER	<input type="checkbox"/> DAUGHTER-IN-LAW	<input type="checkbox"/> SERVANT			
<input type="checkbox"/> GRANDSON	<input type="checkbox"/> BROTHER-IN-LAW	<input type="checkbox"/> OTHER (Specify)			
<input type="checkbox"/> GRANDDAUGHTER	<input type="checkbox"/> SISTER-IN-LAW				
<input type="checkbox"/> GRANDCHILD	<input type="checkbox"/> ORPHAN				

FORM 10-637
1910 CENSUS INDEX - INDIVIDUAL

U.S. DEPARTMENT OF COMMERCE
BUREAU OF THE CENSUS

TEXAS

- 6300-		HEAD OF FAMILY		Lula		E.D.	SHEET
COLOR	AGE	BIRTHPLACE				10	10
<i>M</i>	23					VOL.	6
COUNTY				CITY			
Brazos				Bryan			
OTHER MEMBERS OF FAMILY							
NAME		RELATIONSHIP	AGE	BIRTHPLACE			
<i>- living alone</i>							

FORM 10 636

1910 CENSUS INDEX - FAMILY

U.S. DEPARTMENT OF COMMERCE
BUREAU OF THE CENSUS

TEXAS

W. 300	NAME OF INDIVIDUAL Wood, Lula		E.D. 38	SHEET 36
COLOR Ma	AGE 35	BIRTHPLACE	VOL. 34	
COUNTY Dallas	CITY Dallas			
ENUMERATED WITH Moore, Harry J.				
RELATIONSHIP TO ABOVE				
<input type="checkbox"/> SON	<input type="checkbox"/> NEPHEW	<input type="checkbox"/> STEPSON		
<input type="checkbox"/> DAUGHTER	<input type="checkbox"/> NIECE	<input type="checkbox"/> STEPDAUGHTER		
<input type="checkbox"/> BROTHER	<input type="checkbox"/> FATHER-IN-LAW	<input type="checkbox"/> COUSIN		
<input type="checkbox"/> SISTER	<input type="checkbox"/> MOTHER-IN-LAW	<input type="checkbox"/> HIRED MAN		
<input type="checkbox"/> FATHER	<input type="checkbox"/> SON-IN-LAW	<input type="checkbox"/> ROOMER		
<input type="checkbox"/> MOTHER	<input checked="" type="checkbox"/> DAUGHTER-IN-LAW	<input checked="" type="checkbox"/> SERVANT		
<input type="checkbox"/> GRANDSON	<input type="checkbox"/> BROTHER-IN-LAW	<input type="checkbox"/> OTHER (Specify)		
<input type="checkbox"/> GRANDDAUGHTER	<input type="checkbox"/> SISTER-IN-LAW			
<input type="checkbox"/> GRANDCHILD	<input type="checkbox"/> ORPHAN			

FORM 10 637
1910 CENSUS INDEX - INDIVIDUAL

U.S. DEPARTMENT OF COMMERCE
BUREAU OF THE CENSUS

TEXAS

W300	NAME OF INDIVIDUAL White Lula		E.D. 118	SHEET 116
COLOR W	AGE 21	BIRTHPLACE	VOL. 117	
COUNTY Red River		CITY		
ENUMERATED WITH White W. J.				
RELATIONSHIP TO ABOVE				
<input type="checkbox"/> SON	<input type="checkbox"/> NEPHEW	<input type="checkbox"/> STEPSON		
<input type="checkbox"/> DAUGHTER	<input type="checkbox"/> NIECE	<input type="checkbox"/> STEPDAUGHTER		
<input type="checkbox"/> BROTHER	<input type="checkbox"/> FATHER-IN-LAW	<input type="checkbox"/> COUSIN		
<input type="checkbox"/> SISTER	<input type="checkbox"/> MOTHER-IN-LAW	<input type="checkbox"/> HIRED MAN		
<input type="checkbox"/> FATHER	<input type="checkbox"/> SON-IN-LAW	<input type="checkbox"/> ROOMER		
<input type="checkbox"/> MOTHER	<input checked="" type="checkbox"/> DAUGHTER-IN-LAW	<input type="checkbox"/> SERVANT		
<input type="checkbox"/> GRANDSON	<input type="checkbox"/> BROTHER-IN-LAW	<input type="checkbox"/> OTHER (Specify)		
<input type="checkbox"/> GRANDDAUGHTER	<input type="checkbox"/> SISTER-IN-LAW			
<input type="checkbox"/> GRANDCHILD	<input type="checkbox"/> ORPHAN			

FORM 10 637

1910 CENSUS INDEX - INDIVIDUAL

U.S. DEPARTMENT OF COMMERCE
BUREAU OF THE CENSUS

TEXAS

10300		NAME OF INDIVIDUAL		E.D.	SHEET
Wade, Lulu, Mrs.				111	77
COLOR	AGE	BIRTHPLACE		VOL.	
W	30			140	
COUNTY			CITY		
Van Zandt					
ENUMERATED WITH					
Sinclair, R. D.					
RELATIONSHIP TO ABOVE					
<input type="checkbox"/> SON	<input type="checkbox"/> NEPHEW	<input type="checkbox"/> STEPSON			
<input type="checkbox"/> DAUGHTER	<input type="checkbox"/> NIECE	<input type="checkbox"/> STEPDAUGHTER			
<input type="checkbox"/> BROTHER	<input type="checkbox"/> FATHER-IN-LAW	<input type="checkbox"/> COUSIN			
<input checked="" type="checkbox"/> SISTER	<input type="checkbox"/> MOTHER-IN-LAW	<input type="checkbox"/> HIRED MAN			
<input type="checkbox"/> FATHER	<input type="checkbox"/> SON-IN-LAW	<input type="checkbox"/> ROOMER			
<input type="checkbox"/> MOTHER	<input type="checkbox"/> DAUGHTER-IN-LAW	<input type="checkbox"/> SERVANT			
<input type="checkbox"/> GRANDSON	<input type="checkbox"/> BROTHER-IN-LAW	<input type="checkbox"/> OTHER (Specify)			
<input type="checkbox"/> GRANDDAUGHTER	<input type="checkbox"/> SISTER-IN-LAW	<input type="checkbox"/>			
<input type="checkbox"/> GRANDCHILD	<input type="checkbox"/> ORPHAN	<input type="checkbox"/>			

FORM BC-627 (8-9-07)
FORMERLY 10-637

U.S. DEPARTMENT OF COMMERCE
BUREAU OF THE CENSUS

1910 CENSUS INDEX - INDIVIDUAL

TEXAS

W 300		NAME OF INDIVIDUAL White Lula		E.O. 29	SHEET 6
COLOR W	AGE 23	BIRTHPLACE		VOL. 19	
COUNTY Caldwell			CITY		
ENUMERATED WITH Stagner, Lul					
RELATIONSHIP TO ABOVE					
<input type="checkbox"/> SON	<input type="checkbox"/> NEPHEW	<input type="checkbox"/> STEPSON			
<input type="checkbox"/> DAUGHTER	<input type="checkbox"/> NIECE	<input type="checkbox"/> STEPDAUGHTER			
<input type="checkbox"/> BROTHER	<input type="checkbox"/> FATHER-IN-LAW	<input type="checkbox"/> COUSIN			
<input type="checkbox"/> SISTER	<input type="checkbox"/> MOTHER-IN-LAW	<input type="checkbox"/> HIRED MAN			
<input type="checkbox"/> FATHER	<input type="checkbox"/> SON-IN-LAW	<input type="checkbox"/> ROOMER			
<input type="checkbox"/> MOTHER	<input type="checkbox"/> DAUGHTER-IN-LAW	<input type="checkbox"/> SERVANT			
<input type="checkbox"/> GRANDSON	<input type="checkbox"/> BROTHER-IN-LAW	<input checked="" type="checkbox"/> OTHER (Specify) Wife			
<input type="checkbox"/> GRANDDAUGHTER	<input type="checkbox"/> SISTER-IN-LAW				
<input type="checkbox"/> GRANDCHILD	<input type="checkbox"/> ORPHAN				

FORM 10-637
1910 CENSUS INDEX - INDIVIDUAL

U.S. DEPARTMENT OF COMMERCE
BUREAU OF THE CENSUS

TEXAS

W 300	HEAD OF FAMILY		E.D.	SHEET
COLOR	AGE	BIRTHPLACE	58	370
W	41	Ala.	VOL.	102
COUNTY	Milam	CITY		
OTHER MEMBERS OF FAMILY				
	NAME	RELATIONSHIP	AGE	BIRTHPLACE
	Ethel	D	19	
	Alphon	S	17	
	Clara	S	15	
	Verna	D	8	

FORM TO 636
1910 CENSUS INDEX - FAMILY

U. S. DEPARTMENT OF COMMERCE
BUREAU OF THE CENSUS

TEXAS

W300		HEAD OF FAMILY		Wood Lula		E.D.	SHEET
COLOR	B	AGE	165	BIRTHPLACE	La	41	326
COUNTY	Harris			CITY		VOL. 6-9	
OTHER MEMBERS OF FAMILY							
NAME		RELATIONSHIP	AGE	BIRTHPLACE			
Alexander		S	32				
Alexander Lula		G-D	15				

FORM 10 636
1910 CENSUS INDEX - FAMILY

U.S. DEPARTMENT OF COMMERCE
BUREAU OF THE CENSUS

TEXAS

10300		NAME OF INDIVIDUAL <i>White Lula</i>		E.D. <i>71</i>	SHEET <i>343</i>
COLOR <i>B</i>	AGE <i>30</i>	BIRTHPLACE <i>La</i>		VOL. <i>67</i>	
COUNTY <i>Harris</i>			CITY <i>Houston</i>		
ENUMERATED WITH <i>Starks Celia</i>					
RELATIONSHIP TO ABOVE					
<input type="checkbox"/> SON	<input type="checkbox"/> NEPHEW	<input type="checkbox"/> STEPSON			
<input checked="" type="checkbox"/> DAUGHTER	<input type="checkbox"/> NIECE	<input type="checkbox"/> STEPDAUGHTER			
<input type="checkbox"/> BROTHER	<input type="checkbox"/> FATHER-IN-LAW	<input type="checkbox"/> COUSIN			
<input type="checkbox"/> SISTER	<input type="checkbox"/> MOTHER-IN-LAW	<input type="checkbox"/> HIRED MAN			
<input type="checkbox"/> FATHER.	<input type="checkbox"/> SON-IN-LAW	<input type="checkbox"/> ROOMER			
<input type="checkbox"/> MOTHER	<input type="checkbox"/> DAUGHTER-IN-LAW	<input type="checkbox"/> SERVANT			
<input type="checkbox"/> GRANDSON	<input type="checkbox"/> BROTHER-IN-LAW	<input type="checkbox"/> OTHER (<i>Specify</i>)			
<input type="checkbox"/> GRANDDAUGHTER	<input type="checkbox"/> SISTER-IN-LAW				
<input type="checkbox"/> GRANDCHILD	<input type="checkbox"/> ORPHAN				

FORM 10 637
1910 CENSUS INDEX - INDIVIDUAL

U. S. DEPARTMENT OF COMMERCE
BUREAU OF THE CENSUS

TEXAS

W 300	NAME OF INDIVIDUAL <i>White Lula</i>		E.D. <i>52</i>	SHEET <i>45</i>
COLOR <i>W</i>	AGE <i>2</i>	BIRTHPLACE	VOL. <i>63</i>	
COUNTY <i>Guadalupe</i>		CITY <i>Sequim</i>		
ENUMERATED WITH <i>Harris Joseph</i>				
RELATIONSHIP TO ABOVE				
<input type="checkbox"/> SON	<input type="checkbox"/> NEPHEW	<input type="checkbox"/> STEPSON		
<input checked="" type="checkbox"/> DAUGHTER	<input type="checkbox"/> NIECE	<input type="checkbox"/> STEPDAUGHTER		
<input type="checkbox"/> BROTHER	<input type="checkbox"/> FATHER-IN-LAW	<input type="checkbox"/> COUSIN		
<input type="checkbox"/> SISTER	<input type="checkbox"/> MOTHER-IN-LAW	<input type="checkbox"/> HIRED MAN		
<input type="checkbox"/> FATHER	<input type="checkbox"/> SON-IN-LAW	<input type="checkbox"/> ROOMER		
<input type="checkbox"/> MOTHER	<input type="checkbox"/> DAUGHTER-IN-LAW	<input type="checkbox"/> SERVANT		
<input type="checkbox"/> GRANDSON	<input type="checkbox"/> BROTHER-IN-LAW	<input type="checkbox"/> OTHER (Specify)		
<input type="checkbox"/> GRANDDAUGHTER	<input type="checkbox"/> SISTER-IN-LAW			
<input type="checkbox"/> GRANDCHILD	<input type="checkbox"/> ORPHAN			

FORM 10-637
1910 CENSUS INDEX - INDIVIDUAL

U. S. DEPARTMENT OF COMMERCE
BUREAU OF THE CENSUS

TEXAS

W300		NAME OF INDIVIDUAL Wyatt, Lula		E.D. 82	SHEET 76
COLOR W	AGE 35	BIRTH PLACE		VOL. 59	
COUNTY Gonzales		CITY Gonzales			
ENUMERATED WITH Cone, Theodore C.					
RELATIONSHIP TO ABOVE					
<input type="checkbox"/> SON	<input type="checkbox"/> NEPHEW	<input type="checkbox"/> STEPSON			
<input type="checkbox"/> DAUGHTER	<input type="checkbox"/> NIECE	<input type="checkbox"/> STEPDAUGHTER			
<input type="checkbox"/> BROTHER	<input type="checkbox"/> FATHER-IN-LAW	<input type="checkbox"/> COUSIN			
<input type="checkbox"/> SISTER	<input type="checkbox"/> MOTHER-IN-LAW	<input type="checkbox"/> HIRED MAN			
<input type="checkbox"/> FATHER	<input type="checkbox"/> SON-IN-LAW	<input checked="" type="checkbox"/> ROOMER			
<input type="checkbox"/> MOTHER	<input type="checkbox"/> DAUGHTER-IN-LAW	<input type="checkbox"/> SERVANT			
<input type="checkbox"/> GRANDSON	<input type="checkbox"/> BROTHER-IN-LAW	<input type="checkbox"/> OTHER (Specify)			
<input type="checkbox"/> GRANDDAUGHTER	<input type="checkbox"/> SISTER-IN-LAW				
<input type="checkbox"/> GRANDCHILD	<input type="checkbox"/> ORPHAN				

FORM 10-637
1910 CENSUS INDEX - INDIVIDUAL

U. S. DEPARTMENT OF COMMERCE
BUREAU OF THE CENSUS

TEXAS

W 300	NAME OF INDIVIDUAL <i>White Lula</i>		E.D. 56	SHEET 308
COLOR W	AGE 5	BIRTHPLACE	VOL. 177	
COUNTY Hopkins		CITY		
ENUMERATED WITH <i>Capps Amos L</i>				
RELATIONSHIP TO ABOVE				
<input type="checkbox"/> SON	<input type="checkbox"/> NEPHEW	<input type="checkbox"/> STEPSON		
<input type="checkbox"/> DAUGHTER	<input type="checkbox"/> NIECE	<input checked="" type="checkbox"/> STEPDAUGHTER		
<input type="checkbox"/> BROTHER	<input type="checkbox"/> FATHER-IN-LAW	<input type="checkbox"/> COUSIN		
<input type="checkbox"/> SISTER	<input type="checkbox"/> MOTHER-IN-LAW	<input type="checkbox"/> HIRED MAN		
<input type="checkbox"/> FATHER	<input type="checkbox"/> SON-IN-LAW	<input type="checkbox"/> ROOMER		
<input type="checkbox"/> MOTHER	<input type="checkbox"/> DAUGHTER-IN-LAW	<input type="checkbox"/> SERVANT		
<input type="checkbox"/> GRANDSON	<input type="checkbox"/> BROTHER-IN-LAW	<input type="checkbox"/> OTHER (<i>Specify</i>)		
<input type="checkbox"/> GRANDDAUGHTER	<input type="checkbox"/> SISTER-IN-LAW			
<input type="checkbox"/> GRANDCHILD	<input type="checkbox"/> ORPHAN			

FORM 10.637
1910 CENSUS INDEX - INDIVIDUAL

U.S. DEPARTMENT OF COMMERCE
BUREAU OF THE CENSUS

TEXAS

1300		HEAD OF FAMILY		White, Lula		E.D.	SHEET
7		7					
COLOR	W	AGE	40	BIRTHPLACE		VOL.	2
COUNTY				Armstrong		CITY	
OTHER MEMBERS OF FAMILY							
NAME		RELATIONSHIP	AGE	BIRTHPLACE			
Hudson, Lick		D	12				
White, Vernon		S	6				
/ Fiddie		S	2				
/ Electra		D	1/2				

FORM 10-636
1910 CENSUS INDEX - FAMILY

U.S. DEPARTMENT OF COMMERCE
BUREAU OF THE CENSUS

TEXAS

W300		NAME OF INDIVIDUAL <i>White, Lula</i>		E.O.	SHEET
COLOR <i>W</i>	AGE <i>26</i>	BIRTHPLACE		<i>4</i>	<i>33</i>
COUNTY		CITY		VOL.	
<i>Bowie</i>		<i>Deposkana</i>		<i>15</i>	
ENUMERATED WITH <i>Ross, Susan</i>					
RELATIONSHIP TO ABOVE					
<input type="checkbox"/> SON	<input type="checkbox"/> NEPHEW	<input type="checkbox"/> STEPSON			
<input checked="" type="checkbox"/> DAUGHTER	<input type="checkbox"/> NIECE	<input type="checkbox"/> STEPDAUGHTER			
<input type="checkbox"/> BROTHER	<input type="checkbox"/> FATHER-IN-LAW	<input type="checkbox"/> COUSIN			
<input type="checkbox"/> SISTER	<input type="checkbox"/> MOTHER-IN-LAW	<input type="checkbox"/> HIRED MAN			
<input type="checkbox"/> FATHER	<input type="checkbox"/> SON-IN-LAW	<input type="checkbox"/> ROOMER			
<input type="checkbox"/> MOTHER	<input type="checkbox"/> DAUGHTER-IN-LAW	<input type="checkbox"/> SERVANT			
<input type="checkbox"/> GRANDSON	<input type="checkbox"/> BROTHER-IN-LAW	<input type="checkbox"/> OTHER (Specify)			
<input type="checkbox"/> GRANDDAUGHTER	<input type="checkbox"/> SISTER-IN-LAW				
<input type="checkbox"/> GRANDCHILD	<input type="checkbox"/> ORPHAN				

FORM 10-637

1910 CENSUS INDEX - INDIVIDUAL

U. S. DEPARTMENT OF COMMERCE
BUREAU OF THE CENSUS

TEXAS

W 300	NAME OF INDIVIDUAL <i>White, Lula</i>		E.D. <i>178</i>	SHEET <i>25</i>
COLOR <i>W</i>	AGE <i>35</i>	BIRTHPLACE	VOL. <i>119</i>	
COUNTY <i>Rockwall</i>		CITY <i>Rockwall</i>		
ENUMERATED WITH <i>Leslie, Thomas J</i>				
RELATIONSHIP TO ABOVE				
<input checked="" type="checkbox"/> SON	<input type="checkbox"/> NEPHEW	<input type="checkbox"/> STEPSON		
<input type="checkbox"/> DAUGHTER	<input type="checkbox"/> NIECE	<input type="checkbox"/> STEPDAUGHTER		
<input type="checkbox"/> BROTHER	<input type="checkbox"/> FATHER-IN-LAW	<input type="checkbox"/> COUSIN		
<input type="checkbox"/> SISTER	<input type="checkbox"/> MOTHER-IN-LAW	<input type="checkbox"/> HIRED MAN		
<input type="checkbox"/> FATHER	<input type="checkbox"/> SON-IN-LAW	<input type="checkbox"/> ROOMER		
<input type="checkbox"/> MOTHER	<input type="checkbox"/> DAUGHTER-IN-LAW	<input type="checkbox"/> SERVANT		
<input type="checkbox"/> GRANDSON	<input type="checkbox"/> BROTHER-IN-LAW	<input type="checkbox"/> OTHER (<i>Specify</i>)		
<input type="checkbox"/> GRANDDAUGHTER	<input type="checkbox"/> SISTER-IN-LAW			
<input type="checkbox"/> GRANDCHILD	<input type="checkbox"/> ORPHAN			

FORM 10-637
1910 CENSUS INDEX - INDIVIDUAL

U. S. DEPARTMENT OF COMMERCE
BUREAU OF THE CENSUS

TEXAS

W-300	NAME OF INDIVIDUAL <i>White Lula</i>		E. D. <i>128</i>	SHEET <i>211</i>
COLOR <i>W</i>	AGE <i>30</i>	BIRTHPLACE	VOL. <i>143</i>	
COUNTY	Williamson		CITY	
ENUMERATED WITH	<i>White Ed</i>			
RELATIONSHIP TO ABOVE				
<input type="checkbox"/> SON	<input type="checkbox"/> NEPHEW	<input type="checkbox"/> STEPSON		
<input type="checkbox"/> DAUGHTER	<input type="checkbox"/> NIECE	<input type="checkbox"/> STEPDAUGHTER		
<input type="checkbox"/> BROTHER	<input type="checkbox"/> FATHER-IN-LAW	<input type="checkbox"/> COUSIN		
<input checked="" type="checkbox"/> SISTER	<input type="checkbox"/> MOTHER-IN-LAW	<input type="checkbox"/> HIRED MAN		
<input type="checkbox"/> FATHER	<input type="checkbox"/> SON-IN-LAW	<input type="checkbox"/> ROOMER		
<input type="checkbox"/> MOTHER	<input type="checkbox"/> DAUGHTER-IN-LAW	<input type="checkbox"/> SERVANT		
<input type="checkbox"/> GRANDSON	<input type="checkbox"/> BROTHER-IN-LAW	<input type="checkbox"/> OTHER (Specify)		
<input type="checkbox"/> GRANDDAUGHTER	<input type="checkbox"/> SISTER-IN-LAW			
<input type="checkbox"/> GRANDCHILD	<input type="checkbox"/> ORPHAN			

FORM BC-627 (5-5-67)
FORMERLY 10-637

1910 CENSUS INDEX - INDIVIDUAL

U.S. DEPARTMENT OF COMMERCE
BUREAU OF THE CENSUS

TEXAS

11300	HEAD OF FAMILY		Wood Luke B	E.D.	SHEET
				19	18
COLOR	AGE	BIRTHPLACE		VOL.	
W	38	Ill.		16	
COUNTY			CITY		
Callahan					
OTHER MEMBERS OF FAMILY					
	NAME	RELATIONSHIP	AGE	BIRTHPLACE	
	Maama	W	70	Ala.	
	Effie	D	17		
	Pearl	S	10		
	Clifford	S	9		
	Willie	S	5		
	Ray	S	3		
	Brynum Jessie	BL	25		

FORM 10-575

1910 CENSUS INDEX - FAMILY

U. S. DEPARTMENT OF COMMERCE
BUREAU OF THE CENSUS

TEXAS

1000	HEAD OF FAMILY		Wood Luke J	E.D.	SHEET
COLOR	AGE	BIRTHPLACE		134	160
W	24	Ala		VOL.	65
COUNTY	Hardeman		CITY	Chillicothe	
OTHER MEMBERS OF FAMILY					
NAME		RELATIONSHIP	AGE	BIRTHPLACE	
E. W. W.		W	20		
J. W.		S	2		
Hellen		D	7 1/2		
Stonewall		B	22	Ala	

FORM 10-636
1910 CENSUS INDEX - FAMILY

U.S. DEPARTMENT OF COMMERCE
BUREAU OF THE CENSUS

TEXAS

W 300	HEAD OF FAMILY		Wade Luke		E.D.	SHEET
COLOR	AGE	BIRTHPLACE		V.O.		
W	31	Tenn		80		
COUNTY				CITY		
1				Commerce		
OTHER MEMBERS OF FAMILY						
NAME		RELATIONSHIP	AGE	BIRTHPLACE		
Lillian		W	23			
Lester		S	5			
Pat		S	4			
Marion		S	2			

FORM 10 636
1910 CENSUS INDEX - FAMILYU. S. DEPARTMENT OF COMMERCE
BUREAU OF THE CENSUS

TEXAS

W 300	HEAD OF FAMILY		White, Luke	E.D.	SHEET
COLOR	AGE	BIRTHPLACE		43	156
W	42	Mexico		VOL.	9
COUNTY	Bexar		CITY	San Antonio	
OTHER MEMBERS OF FAMILY					
NAME		RELATIONSHIP	AGE	BIRTHPLACE	
Lottie		W	35		
Luz		S	12		

FORM 10 636
1910 CENSUS INDEX - FAMILY

U. S. DEPARTMENT OF COMMERCE
BUREAU OF THE CENSUS

TEXAS

W 900		NAME OF INDIVIDUAL <i>White, Lupa</i>		E.D. <i>111</i>	SHEET <i>251</i>
COLOR <i>B</i>	AGE <i>25-</i>	BIRTHPLACE		VOL. <i>118</i>	
COUNTY <i>Robertson</i>		CITY			
ENUMERATED WITH <i>Fowler, Robert</i>					
RELATIONSHIP TO ABOVE					
<input type="checkbox"/> SON	<input type="checkbox"/> NEPHEW	<input type="checkbox"/> STEPSON			
<input checked="" type="checkbox"/> DAUGHTER	<input type="checkbox"/> NIECE	<input type="checkbox"/> STEPDAUGHTER			
<input type="checkbox"/> BROTHER	<input type="checkbox"/> FATHER-IN-LAW	<input type="checkbox"/> COUSIN			
<input type="checkbox"/> SISTER	<input type="checkbox"/> MOTHER-IN-LAW	<input type="checkbox"/> HIRED MAN			
<input type="checkbox"/> FATHER	<input type="checkbox"/> SON-IN-LAW	<input type="checkbox"/> ROOMER			
<input type="checkbox"/> MOTHER	<input type="checkbox"/> DAUGHTER-IN-LAW	<input type="checkbox"/> SERVANT			
<input type="checkbox"/> GRANDSON	<input type="checkbox"/> BROTHER-IN-LAW	<input type="checkbox"/> OTHER (Specify)			
<input type="checkbox"/> GRANDDAUGHTER	<input type="checkbox"/> SISTER-IN-LAW				
<input type="checkbox"/> GRANDCHILD	<input type="checkbox"/> ORPHAN				

FORM 10.637
1910 CENSUS INDEX - INDIVIDUAL

U. S. DEPARTMENT OF COMMERCE
BUREAU OF THE CENSUS

TEXAS

N300		NAME OF INDIVIDUAL <i>White Lewis</i>		E.D. <i>6</i>	SHEET <i>19</i>
COLOR <i>B</i>	AGE <i>13</i>	BIRTHPLACE		VOL. <i>3</i>	
COUNTY <i>B</i>		CITY <i>Austin</i>			
ENUMERATED WITH <i>Bailey Anderson</i>					
RELATIONSHIP TO ABOVE					
<input type="checkbox"/> SON	<input type="checkbox"/> NEPHEW	<input type="checkbox"/> STEPSON			
<input type="checkbox"/> DAUGHTER	<input type="checkbox"/> NIECE	<input type="checkbox"/> STEPDAUGHTER			
<input type="checkbox"/> BROTHER	<input checked="" type="checkbox"/> FATHER-IN-LAW	<input type="checkbox"/> COUSIN			
<input type="checkbox"/> SISTER	<input type="checkbox"/> MOTHER-IN-LAW	<input type="checkbox"/> HIRED MAN			
<input type="checkbox"/> FATHER	<input type="checkbox"/> SON-IN-LAW	<input type="checkbox"/> ROOMER			
<input type="checkbox"/> MOTHER	<input type="checkbox"/> DAUGHTER-IN-LAW	<input type="checkbox"/> SERVANT			
<input type="checkbox"/> GRANDSON	<input type="checkbox"/> BROTHER-IN-LAW	<input type="checkbox"/> OTHER (Specify)			
<input type="checkbox"/> GRANDDAUGHTER	<input type="checkbox"/> SISTER-IN-LAW	<i>Ad Child</i>			
<input type="checkbox"/> GRANDCHILD	<input type="checkbox"/> ORPHAN				

FORM TO 637
1910 CENSUS INDEX - INDIVIDUAL

U.S. DEPARTMENT OF COMMERCE
BUREAU OF THE CENSUS

TEXAS

W300	NAME OF INDIVIDUAL <i>Wheat Luella</i>		E.D. 38	SHEET 188
COLOR B	AGE 7	BIRTHPLACE	VOL. 71	
COUNTY Harrison		CITY		
ENUMERATED WITH <i>Wheat Pettee</i>				
RELATIONSHIP TO ABOVE				
<input type="checkbox"/> SON	<input type="checkbox"/> NEPHEW	<input type="checkbox"/> STEPSON		
<input type="checkbox"/> DAUGHTER	<input type="checkbox"/> NLECE	<input type="checkbox"/> STEPDAUGHTER		
<input type="checkbox"/> BROTHER	<input type="checkbox"/> FATHER-IN-LAW	<input type="checkbox"/> COUSIN		
<input type="checkbox"/> SISTER	<input type="checkbox"/> MOTHER-IN-LAW	<input type="checkbox"/> HIRED MAN		
<input type="checkbox"/> FATHER	<input type="checkbox"/> SON-IN-LAW	<input type="checkbox"/> ROOMER		
<input type="checkbox"/> MOTHER	<input type="checkbox"/> DAUGHTER-IN-LAW	<input type="checkbox"/> SERVANT		
<input type="checkbox"/> GRANDSON	<input type="checkbox"/> BROTHER-IN-LAW	<input type="checkbox"/> OTHER (Specify)		
<input checked="" type="checkbox"/> GRANDDAUGHTER	<input type="checkbox"/> SISTER-IN-LAW			
<input type="checkbox"/> GRANDCHILD	<input type="checkbox"/> ORPHAN			

FORM 10-637
1910 CENSUS INDEX - INDIVIDUAL

U.S. DEPARTMENT OF COMMERCE
BUREAU OF THE CENSUS

TEXAS

W 300		NAME OF INDIVIDUAL <i>Wyatt Luella</i>		E.D. 175	SHEET 759
COLOR <i>W</i>	AGE 30	BIRTHPLACE <i>La</i>		VOL. 110	
COUNTY Nolan			CITY <i>Sweetwater</i>		
ENUMERATED WITH <i>Simo Lloyd A</i>					
RELATIONSHIP TO ABOVE					
<input type="checkbox"/> SON	<input type="checkbox"/> NEPHEW	<input type="checkbox"/> STEPSON			
<input type="checkbox"/> DAUGHTER	<input type="checkbox"/> NIECE	<input type="checkbox"/> STEPDAUGHTER			
<input type="checkbox"/> BROTHER	<input type="checkbox"/> FATHER-IN-LAW	<input type="checkbox"/> COUSIN			
<input type="checkbox"/> SISTER	<input type="checkbox"/> MOTHER-IN-LAW	<input type="checkbox"/> HIRED MAN			
<input type="checkbox"/> FATHER	<input type="checkbox"/> SON-IN-LAW	<input checked="" type="checkbox"/> ROOMER			
<input type="checkbox"/> MOTHER	<input type="checkbox"/> DAUGHTER-IN-LAW	<input type="checkbox"/> SERVANT			
<input type="checkbox"/> GRANDSON	<input type="checkbox"/> BROTHER-IN-LAW	<input type="checkbox"/> OTHER (<i>Specify</i>)			
<input type="checkbox"/> GRANDDAUGHTER	<input type="checkbox"/> SISTER-IN-LAW				
<input type="checkbox"/> GRANDCHILD	<input type="checkbox"/> ORPHAN				

FORM 10-637
1910 CENSUS INDEX - INDIVIDUAL

U. S. DEPARTMENT OF COMMERCE
BUREAU OF THE CENSUS

TEXAS

C 300		HEAD OF FAMILY		E.D.	SHEET
W		AGE	BIRTHPLACE	139	26
W		25		VOL.	119
COUNTY			CITY		
San Augustine					
OTHER MEMBERS OF FAMILY					
NAME		RELATIONSHIP	AGE	BIRTHPLACE	
1. Julia		W	18		
2. John					

FORM 10 636
1910 CENSUS INDEX - FAMILY

U S. DEPARTMENT OF COMMERCE
BUREAU OF THE CENSUS

TEXAS

W300	NAME OF INDIVIDUAL Wade Linda		E.D. 39	SHEET 147
COLOR = L	AGE 11	BIRTHPLACE	VOL. 73	
COUNTY Hood		CITY		
ENUMERATED WITH Burch Art G.				
RELATIONSHIP TO ABOVE				
<input type="checkbox"/> SON	<input type="checkbox"/> NEPHEW	<input type="checkbox"/> STEPSON		
<input checked="" type="checkbox"/> DAUGHTER	<input type="checkbox"/> NIECE	<input type="checkbox"/> STEPDAUGHTER		
<input type="checkbox"/> BROTHER	<input type="checkbox"/> FATHER-IN-LAW	<input type="checkbox"/> COUSIN		
<input type="checkbox"/> SISTER	<input type="checkbox"/> MOTHER-IN-LAW	<input type="checkbox"/> HIRED MAN		
<input type="checkbox"/> FATHER	<input type="checkbox"/> SON-IN-LAW	<input type="checkbox"/> ROOMER		
<input type="checkbox"/> MOTHER	<input type="checkbox"/> DAUGHTER-IN-LAW	<input type="checkbox"/> SERVANT		
<input type="checkbox"/> GRANDSON	<input type="checkbox"/> BROTHER-IN-LAW	<input type="checkbox"/> OTHER (Specify)		
<input type="checkbox"/> GRANDDAUGHTER	<input type="checkbox"/> SISTER-IN-LAW			
<input type="checkbox"/> GRANDCHILD	<input type="checkbox"/> ORPHAN			

FORM 10-637
1910 CENSUS INDEX - INDIVIDUAL

U.S. DEPARTMENT OF COMMERCE
BUREAU OF THE CENSUS

TEXAS

W 300		HEAD OF FAMILY		Wood, Lud.		E.O.	SHEET
COLOR	B	AGE	26	BIRTHPLACE		VOL.	108
COUNTY				CITY			
Navarro							
OTHER MEMBERS OF FAMILY							
NAME		RELATIONSHIP	AGE	BIRTHPLACE			
Wella		W	25				
Luther		S	9				
abe		S	7				

FORM 10-636

1910 CENSUS INDEX - FAMILY

U. S. DEPARTMENT OF COMMERCE
BUREAU OF THE CENSUS

TEXAS

W300		NAME OF INDIVIDUAL Woody Lucy R		E.O. 1937	SHEET 73
COLOR W	AGE 4	BIRTHPLACE		VOL. 112	
COUNTY Potter			CITY		
ENUMERATED WITH Marion Samuel T					
RELATIONSHIP TO ABOVE					
<input type="checkbox"/> SON	<input type="checkbox"/> NEPHEW	<input type="checkbox"/> STEPSON			
<input type="checkbox"/> DAUGHTER	<input type="checkbox"/> NIECE	<input type="checkbox"/> STEPDAUGHTER			
<input type="checkbox"/> BROTHER	<input type="checkbox"/> FATHER-IN-LAW	<input type="checkbox"/> COUSIN			
<input type="checkbox"/> SISTER	<input type="checkbox"/> MOTHER-IN-LAW	<input type="checkbox"/> HIRED MAN			
<input type="checkbox"/> FATHER	<input type="checkbox"/> SON-IN-LAW	<input type="checkbox"/> ROOMER			
<input type="checkbox"/> MOTHER	<input type="checkbox"/> DAUGHTER-IN-LAW	<input type="checkbox"/> SERVANT			
<input type="checkbox"/> GRANDSON	<input type="checkbox"/> BROTHER-IN-LAW	<input type="checkbox"/> OTHER (Specify)			
<input checked="" type="checkbox"/> GRANDDAUGHTER	<input type="checkbox"/> SISTER-IN-LAW				
<input type="checkbox"/> GRANDCHILD	<input type="checkbox"/> ORPHAN				

FORM 10.637

1910 CENSUS INDEX - INDIVIDUAL

U. S. DEPARTMENT OF COMMERCE
BUREAU OF THE CENSUS

6300		NAME OF INDIVIDUAL		TEXAS	
COLOR	AGE	BIRTHPLACE	E.D.	SHEET	
W	40		61	331	
COUNTY			VOL.		
M... ..			76		
ENUMERATED WITH					
Newkirk Lavender					
RELATIONSHIP TO ABOVE					
<input type="checkbox"/> SON	<input type="checkbox"/> NEPHEW	<input type="checkbox"/> STEPSON			
<input type="checkbox"/> DAUGHTER	<input type="checkbox"/> NIECE	<input type="checkbox"/> STEPDAUGHTER			
<input type="checkbox"/> BROTHER	<input type="checkbox"/> FATHER-IN-LAW	<input type="checkbox"/> COUSIN			
<input type="checkbox"/> SISTER	<input type="checkbox"/> MOTHER-IN-LAW	<input type="checkbox"/> HIRED MAN			
<input type="checkbox"/> FATHER	<input type="checkbox"/> SON-IN-LAW	<input type="checkbox"/> ROOMER			
<input type="checkbox"/> MOTHER	<input type="checkbox"/> DAUGHTER-IN-LAW	<input type="checkbox"/> SERVANT			
<input type="checkbox"/> GRANDSON	<input type="checkbox"/> BROTHER-IN-LAW	<input type="checkbox"/> OTHER (Specify)			
<input type="checkbox"/> GRANDDAUGHTER	<input checked="" type="checkbox"/> SISTER-IN-LAW				
<input type="checkbox"/> GRANDCHILD	<input type="checkbox"/> ORPHAN				

FORM 10-637
 1910 CENSUS INDEX - INDIVIDUAL

U.S. DEPARTMENT OF COMMERCE
 BUREAU OF THE CENSUS

TEXAS

W 300		NAME OF INDIVIDUAL		E.D.		SHEET	
COLOR		AGE		BIRTHPLACE		VOL.	
W		50		White Lucy		108 245	
COUNTY		CITY				110	
Newton							
ENUMERATED WITH							
- Clark Amelia							
RELATIONSHIP TO ABOVE							
<input type="checkbox"/> SON <input type="checkbox"/> DAUGHTER <input type="checkbox"/> BROTHER <input type="checkbox"/> SISTER <input type="checkbox"/> FATHER <input type="checkbox"/> MOTHER <input type="checkbox"/> GRANDSON <input type="checkbox"/> GRANDDAUGHTER <input type="checkbox"/> GRANDCHILD		<input type="checkbox"/> NEPHEW <input type="checkbox"/> NIECE <input type="checkbox"/> FATHER-IN-LAW <input type="checkbox"/> MOTHER-IN-LAW <input type="checkbox"/> SON-IN-LAW <input type="checkbox"/> DAUGHTER-IN-LAW <input type="checkbox"/> BROTHER-IN-LAW <input type="checkbox"/> SISTER-IN-LAW <input type="checkbox"/> ORPHAN		<input type="checkbox"/> STEPSON <input type="checkbox"/> STEPDAUGHTER <input type="checkbox"/> COUSIN <input type="checkbox"/> HIRED MAN <input checked="" type="checkbox"/> ROOMER <input type="checkbox"/> SERVANT <input type="checkbox"/> OTHER (Specify)			

FORM 10 637
 1910 CENSUS INDEX - INDIVIDUAL

U. S. DEPARTMENT OF COMMERCE
 BUREAU OF THE CENSUS

W 300		NAME OF INDIVIDUAL White Lucy		TEXAS	
COLOR W	AGE 25	BIRTHPLACE O		E.D. 98-	SHEET 4/5
COUNTY Lamar		CITY		VOL. 91	
ENUMERATED WITH					
Relationship to above S new Dan W.					
<input type="checkbox"/> SON <input type="checkbox"/> DAUGHTER <input type="checkbox"/> BROTHER <input type="checkbox"/> SISTER <input type="checkbox"/> FATHER <input type="checkbox"/> MOTHER <input type="checkbox"/> GRANDSON <input type="checkbox"/> GRANDDAUGHTER <input type="checkbox"/> GRANDCHILD		<input type="checkbox"/> NEPHEW <input type="checkbox"/> NIECE <input type="checkbox"/> FATHER-IN-LAW <input type="checkbox"/> MOTHER-IN-LAW <input type="checkbox"/> SON-IN-LAW <input type="checkbox"/> DAUGHTER-IN-LAW <input type="checkbox"/> BROTHER-IN-LAW <input type="checkbox"/> SISTER-IN-LAW <input type="checkbox"/> ORPHAN		<input type="checkbox"/> STEPSON <input type="checkbox"/> STEPDAUGHTER <input type="checkbox"/> COUSIN <input type="checkbox"/> HIRED MAN <input checked="" type="checkbox"/> ROOMER <input checked="" type="checkbox"/> SERVANT <input type="checkbox"/> OTHER (Specify)	

FORM 10-637

1910 CENSUS INDEX - INDIVIDUAL

U. S. DEPARTMENT OF COMMERCE
BUREAU OF THE CENSUS

TEXAS

W300	HEAD OF FAMILY		Wade Lucy	E.D.	SHEET
COLOR	AGE	BIRTHPLACE		154	38
-B	40	Illation		VOL.	147
COUNTY	CITY		...		
OTHER MEMBERS OF FAMILY					
NAME		RELATIONSHIP	AGE	BIRTHPLACE	
Arthur		S	13		
Mason		S	12		
Clifford		S	7		
Mareah		D	60		
James Colath		Sr	18		

FORM 10 636
1910 CENSUS INDEX - FAMILY

U. S. DEPARTMENT OF COMMERCE
BUREAU OF THE CENSUS

TEXAS

W300		NAME OF INDIVIDUAL		E.D.	SHEET
8		White, Lucy		89	296
COLOR	AGE	BIRTHPLACE		VOL.	
	2			91	
COUNTY	Lamar			CITY	
ENUMERATED WITH					
Woods, Jim					
RELATIONSHIP TO ABOVE					
<input type="checkbox"/> SON	<input type="checkbox"/> NEPHEW	<input checked="" type="checkbox"/> STEPSON			
<input type="checkbox"/> DAUGHTER	<input type="checkbox"/> NIECE	<input type="checkbox"/> STEPDAUGHTER			
<input type="checkbox"/> BROTHER	<input type="checkbox"/> FATHER-IN-LAW	<input type="checkbox"/> COUSIN			
<input type="checkbox"/> SISTER	<input type="checkbox"/> MOTHER-IN-LAW	<input type="checkbox"/> HIRED MAN			
<input type="checkbox"/> FATHER	<input type="checkbox"/> SON-IN-LAW	<input type="checkbox"/> ROOMER			
<input type="checkbox"/> MOTHER	<input type="checkbox"/> DAUGHTER-IN-LAW	<input type="checkbox"/> SERVANT			
<input type="checkbox"/> GRANDSON	<input type="checkbox"/> BROTHER-IN-LAW	<input type="checkbox"/> OTHER (Specify)			
<input checked="" type="checkbox"/> GRANDDAUGHTER	<input type="checkbox"/> SISTER-IN-LAW				
<input type="checkbox"/> GRANDCHILD	<input type="checkbox"/> ORPHAN				

FORM 10-637
1910 CENSUS INDEX - INDIVIDUAL

U. S. DEPARTMENT OF COMMERCE
BUREAU OF THE CENSUS

TEXAS

W300	NAME OF INDIVIDUAL <i>Wyatt Lucy</i>		E.D. <i>97</i>	SHEET <i>171</i>
COLOR <i>B</i>	AGE <i>79</i>	BIRTHPLACE <i>Ind</i>	VOL. <i>146</i>	
COUNTY	CITY <i>Washington</i>			
ENUMERATED WITH <i>- Brewer Abe</i>				
RELATIONSHIP TO ABOVE				
<input checked="" type="checkbox"/> SON	<input type="checkbox"/> NEPHEW	<input type="checkbox"/> STEPSON		
<input checked="" type="checkbox"/> DAUGHTER	<input type="checkbox"/> NIECE	<input type="checkbox"/> STEPDAUGHTER		
<input type="checkbox"/> BROTHER	<input type="checkbox"/> FATHER-IN-LAW	<input type="checkbox"/> COUSIN		
<input checked="" type="checkbox"/> SISTER	<input type="checkbox"/> MOTHER-IN-LAW	<input type="checkbox"/> HIRED MAN		
<input type="checkbox"/> FATHER	<input type="checkbox"/> SON-IN-LAW	<input type="checkbox"/> ROOMER		
<input type="checkbox"/> MOTHER	<input type="checkbox"/> DAUGHTER-IN-LAW	<input type="checkbox"/> SERVANT		
<input type="checkbox"/> GRANDSON	<input type="checkbox"/> BROTHER-IN-LAW	<input type="checkbox"/> OTHER (Specify)		
<input type="checkbox"/> GRANDDAUGHTER	<input type="checkbox"/> SISTER-IN-LAW			
<input type="checkbox"/> GRANDCHILD	<input type="checkbox"/> ORPHAN			

FORM BC-627 (5-5-67)
FORM RLY 10-637

U. S. DEPARTMENT OF COMMERCE
BUREAU OF THE CENSUS

1910 CENSUS INDEX - INDIVIDUAL

TEXAS

W300		NAME OF INDIVIDUAL <i>Wood Lucy</i>		E.O. 7	SHEET 20
COLOR <i>W</i>	AGE <i>12</i>	BIRTHPLACE		VOL. <i>57</i>	
COUNTY <i>Gregg</i>			CITY		
ENUMERATED WITH <i>Graybill Michael</i>					
RELATIONSHIP TO ABOVE					
<input type="checkbox"/> SON	<input type="checkbox"/> NEPHEW	<input type="checkbox"/> STEPSON			
<input checked="" type="checkbox"/> DAUGHTER	<input type="checkbox"/> NIECE	<input type="checkbox"/> STEPDAUGHTER			
<input type="checkbox"/> BROTHER	<input type="checkbox"/> FATHER-IN-LAW	<input type="checkbox"/> COUSIN			
<input type="checkbox"/> SISTER	<input type="checkbox"/> MOTHER-IN-LAW	<input type="checkbox"/> HIRED MAN			
<input type="checkbox"/> FATHER	<input type="checkbox"/> SON-IN-LAW	<input type="checkbox"/> ROOMER			
<input type="checkbox"/> MOTHER	<input type="checkbox"/> DAUGHTER-IN-LAW	<input type="checkbox"/> SERVANT			
<input type="checkbox"/> GRANDSON	<input type="checkbox"/> BROTHER-IN-LAW	<input type="checkbox"/> OTHER (Specify)			
<input type="checkbox"/> GRANDDAUGHTER	<input type="checkbox"/> SISTER-IN-LAW				
<input type="checkbox"/> GRANDCHILD	<input type="checkbox"/> ORPHAN				

FORM 10-637
1910 CENSUS INDEX - INDIVIDUAL

U.S. DEPARTMENT OF COMMERCE
BUREAU OF THE CENSUS

TEXAS

W 300		NAME OF INDIVIDUAL Wyatt Lucy		E.D. 79	SHEET 203
COLOR B	AGE 54	BIRTHPLACE Ala		VOL. 61	
COUNTY Grayson			CITY Denison		
ENUMERATED WITH Wyatt John					
RELATIONSHIP TO ABOVE					
<input type="checkbox"/> SON	<input type="checkbox"/> NEPHEW	<input type="checkbox"/> STEPSON			
<input type="checkbox"/> DAUGHTER	<input type="checkbox"/> NIECE	<input type="checkbox"/> STEPDAUGHTER			
<input type="checkbox"/> BROTHER	<input type="checkbox"/> FATHER-IN-LAW	<input type="checkbox"/> COUSIN			
<input type="checkbox"/> SISTER	<input type="checkbox"/> MOTHER-IN-LAW	<input type="checkbox"/> HIRED-MAN			
<input type="checkbox"/> FATHER	<input type="checkbox"/> SON-IN-LAW	<input type="checkbox"/> ROOMER			
<input checked="" type="checkbox"/> MOTHER	<input type="checkbox"/> DAUGHTER-IN-LAW	<input type="checkbox"/> SERVANT			
<input type="checkbox"/> GRANDSON	<input type="checkbox"/> BROTHER-IN-LAW	<input type="checkbox"/> OTHER (Specify)			
<input type="checkbox"/> GRANDDAUGHTER	<input type="checkbox"/> SISTER-IN-LAW				
<input type="checkbox"/> GRANDCHILD	<input type="checkbox"/> ORPHAN				

FORM 10-637
1910 CENSUS INDEX - INDIVIDUAL

U. S. DEPARTMENT OF COMMERCE
BUREAU OF THE CENSUS

W300		NAME OF INDIVIDUAL <i>White Lucy</i>		TEXAS	
COLOR <i>B</i>	AGE <i>24</i>	BIRTHPLACE		E.D. <i>92</i>	SHEET <i>151</i>
COUNTY <i>Harris</i>			CITY <i>Houston</i>		
ENUMERATED WITH <i>Joscar B</i>					
RELATIONSHIP TO ABOVE					
<input type="checkbox"/> SON	<input type="checkbox"/> NEPHEW	<input type="checkbox"/> STEPSON -			
<input type="checkbox"/> DAUGHTER	<input type="checkbox"/> NIECE	<input type="checkbox"/> STEPDAUGHTER			
<input type="checkbox"/> BROTHER	<input type="checkbox"/> FATHER-IN-LAW	<input type="checkbox"/> COUSIN			
<input type="checkbox"/> SISTER	<input type="checkbox"/> MOTHER-IN-LAW	<input type="checkbox"/> HIRED MAN			
<input type="checkbox"/> FATHER	<input type="checkbox"/> SON-IN-LAW	<input type="checkbox"/> ROOMER			
<input type="checkbox"/> MOTHER	<input type="checkbox"/> DAUGHTER-IN-LAW	<input checked="" type="checkbox"/> SERVANT			
<input type="checkbox"/> GRANDSON	<input type="checkbox"/> BROTHER-IN-LAW	<input type="checkbox"/> OTHER (Specify)			
<input type="checkbox"/> GRANDDAUGHTER	<input type="checkbox"/> SISTER-IN-LAW				
<input type="checkbox"/> GRANDCHILD	<input type="checkbox"/> ORPHAN				

FORM 10 637
1910 CENSUS INDEX - INDIVIDUAL

U S DEPARTMENT OF COMMERCE
BUREAU OF THE CENSUS

TEXAS

W 300	NAME OF INDIVIDUAL <i>Whitley Lucy</i>		E. D. 113	SHEET 83
COLOR <i>W</i>	AGE <i>17</i>	BIRTHPLACE	VOL. 82	
COUNTY <i>Karnes</i>	CITY			
ENUMERATED WITH <i>Nelson Frank</i>				
RELATIONSHIP TO ABOVE				
<input type="checkbox"/> SON	<input type="checkbox"/> NEPHEW	<input type="checkbox"/> STEPSON		
<input type="checkbox"/> DAUGHTER	<input type="checkbox"/> NIECE	<input type="checkbox"/> STEPDAUGHTER		
<input type="checkbox"/> BROTHER	<input type="checkbox"/> FATHER-IN-LAW	<input type="checkbox"/> COUSIN		
<input type="checkbox"/> SISTER	<input type="checkbox"/> MOTHER-IN-LAW	<input type="checkbox"/> HIRED MAN		
<input type="checkbox"/> FATHER	<input type="checkbox"/> SON-IN-LAW	<input type="checkbox"/> ROOMER		
<input type="checkbox"/> MOTHER	<input type="checkbox"/> DAUGHTER-IN-LAW	<input checked="" type="checkbox"/> SERVANT		
<input type="checkbox"/> GRANDSON	<input type="checkbox"/> BROTHER-IN-LAW	<input type="checkbox"/> OTHER (<i>Specify</i>)		
<input type="checkbox"/> GRANDDAUGHTER	<input type="checkbox"/> SISTER-IN-LAW			
<input type="checkbox"/> GRANDCHILD	<input type="checkbox"/> ORPHAN			

FORM 10 637
1910 CENSUS INDEX - INDIVIDUAL

U. S. DEPARTMENT OF COMMERCE
BUREAU OF THE CENSUS

TEXAS

W380		NAME OF INDIVIDUAL <i>Wood Lucy</i>		E.D. 26	SHEET 1
COLOR <i>W</i>	AGE 20	BIRTHPLACE		VOL. 21	
COUNTY		Childress	CITY	Childress	
ENUMERATED WITH <i>Dwight</i> - <i>Melvin</i> <i>J.</i>					
RELATIONSHIP TO ABOVE					
<input type="checkbox"/> SON	<input type="checkbox"/> NEPHEW	<input type="checkbox"/> STEPSON			
<input type="checkbox"/> DAUGHTER	<input type="checkbox"/> NIECE	<input type="checkbox"/> STEPDAUGHTER			
<input type="checkbox"/> BROTHER	<input type="checkbox"/> FATHER-IN-LAW	<input type="checkbox"/> COUSIN			
<input type="checkbox"/> SISTER	<input type="checkbox"/> MOTHER-IN-LAW	<input type="checkbox"/> HIRSD MAN			
<input type="checkbox"/> FATHER	<input type="checkbox"/> SON-IN-LAW	<input checked="" type="checkbox"/> ROOMER			
<input type="checkbox"/> MOTHER	<input type="checkbox"/> DAUGHTER-IN-LAW	<input type="checkbox"/> SERVANT			
<input type="checkbox"/> GRANDSON	<input type="checkbox"/> BROTHER-IN-LAW	<input type="checkbox"/> OTHER (Specify)			
<input type="checkbox"/> GRANDDAUGHTER	<input type="checkbox"/> SISTER-IN-LAW				
<input type="checkbox"/> GRANDCHILD	<input type="checkbox"/> ORPHAN				

FORM 10 637
1910 CENSUS INDEX - INDIVIDUAL

U. S. DEPARTMENT OF COMMERCE
BUREAU OF THE CENSUS

TEXAS

W 300		NAME OF INDIVIDUAL <i>Wade Lucy</i>		E.O.	SHEET
COLOR <i>B</i>	AGE <i>2</i>	BIRTHPLACE		<i>97</i>	<i>13</i>
COUNTY <i>McCordoches</i>			CITY		
ENUMERATED WITH <i>Harney Henry</i>					
RELATIONSHIP TO ABOVE					
<input type="checkbox"/> SON	<input type="checkbox"/> NEPHEW	<input type="checkbox"/> STEPSON			
<input type="checkbox"/> DAUGHTER	<input type="checkbox"/> NIECE	<input type="checkbox"/> STEPDAUGHTER --			
<input type="checkbox"/> BROTHER	<input type="checkbox"/> FATHER-IN-LAW	<input type="checkbox"/> COUSIN			
<input type="checkbox"/> SISTER	<input type="checkbox"/> MOTHER-IN-LAW	<input type="checkbox"/> HIRED MAN			
<input type="checkbox"/> FATHER	<input type="checkbox"/> SON-IN-LAW	<input type="checkbox"/> ROOMER			
<input type="checkbox"/> MOTHER	<input type="checkbox"/> DAUGHTER-IN-LAW	<input type="checkbox"/> SERVANT			
<input type="checkbox"/> GRANDSON	<input type="checkbox"/> BROTHER-IN-LAW	<input type="checkbox"/> OTHER (Specify)			
<input checked="" type="checkbox"/> GRANDDAUGHTER	<input type="checkbox"/> SISTER-IN-LAW				
<input type="checkbox"/> GRANDCHILD	<input type="checkbox"/> ORPHAN				

FORM 10 637
1910 CENSUS INDEX - INDIVIDUAL

U.S. DEPARTMENT OF COMMERCE
BUREAU OF THE CENSUS

			TEXAS	
W.S. Co.	NAME OF INDIVIDUAL		E.D.	SHEET
White Lucy	White Lucy		189	200
COLOR	AGE	BIRTHPLACE	VOL.	
W	79	Ind. J -	113	
COUNTY	CITY			
Palo Pinto				
ENUMERATED WITH				
White Herbert H.				
RELATIONSHIP TO ABOVE				
<input type="checkbox"/> SON	<input type="checkbox"/> NEPHEW	<input type="checkbox"/> STEPSON		
<input type="checkbox"/> DAUGHTER	<input type="checkbox"/> NIECE	<input type="checkbox"/> STEPDAUGHTER		
<input type="checkbox"/> BROTHER	<input type="checkbox"/> FATHER-IN-LAW	<input type="checkbox"/> COUSIN		
<input type="checkbox"/> SISTER	<input type="checkbox"/> MOTHER-IN-LAW	<input type="checkbox"/> HIRED MAN		
<input type="checkbox"/> FATHER	<input type="checkbox"/> SON-IN-LAW	<input type="checkbox"/> ROOMER		
<input checked="" type="checkbox"/> MOTHER	<input type="checkbox"/> DAUGHTER-IN-LAW	<input type="checkbox"/> SERVANT		
<input type="checkbox"/> GRANDSON	<input type="checkbox"/> BROTHER-IN-LAW	<input type="checkbox"/> OTHER (Specify)		
<input type="checkbox"/> GRANDDAUGHTER	<input type="checkbox"/> SISTER-IN-LAW			
<input type="checkbox"/> GRANDCHILD	<input type="checkbox"/> ORPHAN			

FORM 10-637
 1910 CENSUS INDEX - INDIVIDUAL

U.S. DEPARTMENT OF COMMERCE
 BUREAU OF THE CENSUS

TEXAS

W300	NAME OF INDIVIDUAL <i>White Lucy</i>		E.D. 135	SHEET 328
COLOR <i>B</i>	AGE <i>78</i>	BIRTHPLACE	VOL.	<i>144</i>
COUNTY	<i>Williamson</i> CITY			
ENUMERATED WITH <i>Green Eliza</i>				
RELATIONSHIP TO ABOVE				
<input type="checkbox"/> SON	<input type="checkbox"/> NEPHEW	<input type="checkbox"/> STEPSON		
<input type="checkbox"/> DAUGHTER	<input type="checkbox"/> NIECE	<input type="checkbox"/> STEPDAUGHTER		
<input type="checkbox"/> BROTHER	<input type="checkbox"/> FATHER-IN-LAW	<input type="checkbox"/> COUSIN		
<input type="checkbox"/> SISTER	<input type="checkbox"/> MOTHER-IN-LAW	<input type="checkbox"/> HIRED MAN		
<input type="checkbox"/> FATHER	<input type="checkbox"/> SON-IN-LAW	<input type="checkbox"/> ROOMER		
<input type="checkbox"/> MOTHER	<input type="checkbox"/> DAUGHTER-IN-LAW	<input type="checkbox"/> SERVANT		
<input type="checkbox"/> GRANDSON	<input type="checkbox"/> BROTHER-IN-LAW	<input type="checkbox"/> OTHER (Specify)		
<input checked="" type="checkbox"/> GRANDDAUGHTER	<input type="checkbox"/> SISTER-IN-LAW			
<input type="checkbox"/> GRANDCHILD	<input type="checkbox"/> ORPHAN			

FORM BC-627 (5-5-67)
FORMERLY 10-837

1910 CENSUS INDEX - INDIVIDUAL

U. S. DEPARTMENT OF COMMERCE
BUREAU OF THE CENSUS

TEXAS

W300		NAME OF INDIVIDUAL <i>White Lucy</i>		E.D. 121	SHEET 90
COLOR W.	AGE 81	BIRTHPLACE U.S.		VOL. 46	
COUNTY —		CITY <i>Waxahachie</i>			
ENUMERATED WITH <i>Bertram, Philip</i>					
RELATIONSHIP TO ABOVE					
<input type="checkbox"/> SON	<input type="checkbox"/> NEPHEW	<input type="checkbox"/> STEPSON			
<input type="checkbox"/> DAUGHTER	<input type="checkbox"/> NIECE	<input type="checkbox"/> STEPDAUGHTER			
<input type="checkbox"/> BROTHER	<input type="checkbox"/> FATHER-IN-LAW	<input type="checkbox"/> COUSIN			
<input type="checkbox"/> SISTER	<input type="checkbox"/> MOTHER-IN-LAW	<input type="checkbox"/> HIRED MAN			
<input type="checkbox"/> FATHER	<input type="checkbox"/> SON-IN-LAW	<input checked="" type="checkbox"/> ROOMER			
<input type="checkbox"/> MOTHER	<input type="checkbox"/> DAUGHTER-IN-LAW	<input type="checkbox"/> SERVANT			
<input type="checkbox"/> GRANDSON	<input type="checkbox"/> BROTHER-IN-LAW	<input type="checkbox"/> OTHER (Specify)			
<input type="checkbox"/> GRANDDAUGHTER	<input type="checkbox"/> SISTER-IN-LAW				
<input type="checkbox"/> GRANDCHILD	<input type="checkbox"/> ORPHAN				

FORM 10-637
1910 CENSUS INDEX - INDIVIDUAL

U.S. DEPARTMENT OF COMMERCE
BUREAU OF THE CENSUS

TEXAS

W300	HEAD OF FAMILY		White Lucy	E.D.	SHEET
COLOR	AGE	BIRTHPLACE		20	5
W	57			VOL.	33
COUNTY	Cherokee		CITY		
OTHER MEMBERS OF FAMILY					
NAME		RELATIONSHIP	AGE	BIRTHPLACE	
Eddie		S	25	-	
Hardie		S	21		
Scotton R B		B	69		

FORM 10-636
1910 CENSUS INDEX - FAMILY

U. S. DEPARTMENT OF COMMERCE
BUREAU OF THE CENSUS

TEXAS

W300		NAME OF INDIVIDUAL <i>White, Lucy</i>		E.D.	SHEET
COLOR <i>B</i>	AGE <i>19</i>	BIRTHPLACE		<i>26</i>	<i>28</i>
COUNTY Dallas		CITY Dallas			
ENUMERATED WITH <i>Marion Hugh L.</i>					
RELATIONSHIP TO ABOVE					
<input type="checkbox"/> SON	<input type="checkbox"/> NEPHEW	<input type="checkbox"/> STEPSON			
<input type="checkbox"/> DAUGHTER	<input type="checkbox"/> NIECE	<input type="checkbox"/> STEPDAUGHTER			
<input type="checkbox"/> BROTHER	<input type="checkbox"/> FATHER-IN-LAW	<input type="checkbox"/> COUSIN			
<input type="checkbox"/> SISTER	<input type="checkbox"/> MOTHER-IN-LAW	<input type="checkbox"/> HIRED MAN			
<input type="checkbox"/> FATHER	<input type="checkbox"/> SON-IN-LAW	<input type="checkbox"/> ROOMER			
<input type="checkbox"/> MOTHER	<input type="checkbox"/> DAUGHTER-IN-LAW	<input checked="" type="checkbox"/> SERVANT			
<input type="checkbox"/> GRANDSON	<input type="checkbox"/> BROTHER-IN-LAW	<input type="checkbox"/> OTHER (<i>Specify</i>)			
<input type="checkbox"/> GRANDDAUGHTER	<input type="checkbox"/> SISTER-IN-LAW				
<input type="checkbox"/> GRANDCHILD	<input type="checkbox"/> ORPHAN				

FORM 10-637
1910 CENSUS INDEX - INDIVIDUAL

U.S. DEPARTMENT OF COMMERCE
BUREAU OF THE CENSUS

TEXAS

W 300	HEAD OF FAMILY White, Lewis L.		E.D. 75	SHEET 25
COLOR W	AGE 52	BIRTHPLACE -	VOL. 107	
COUNTY Navarro		CITY		
OTHER MEMBERS OF FAMILY				
	NAME	RELATIONSHIP	AGE	BIRTHPLACE
	Lelia	W	48	Ind.
	William V.	S	18	
	Edna L.	D	16	
	Langham Lewis	Son	32	Ind.
	T. L.			

FORM 10 636
1910 CENSUS INDEX - FAMILY

U. S. DEPARTMENT OF COMMERCE
BUREAU OF THE CENSUS

TEXAS

10500	HEAD OF FAMILY W. A. LUCAS W		E.D. 118	SHEET 60
COLOR W	AGE 50	BIRTHPLACE	VOL. 72	
COUNTY Haskell	CITY Lucas			
OTHER MEMBERS OF FAMILY				
	NAME	RELATIONSHIP	AGE	BIRTHPLACE
	Julia	W	37	
	(Bertrude)	D	12	1

FORM 10-636

1910 CENSUS INDEX - FAMILY

U.S. DEPARTMENT OF COMMERCE
BUREAU OF THE CENSUS

TEXAS

W 307D		HEAD OF FAMILY		White Lucius		E.D.	SHEET
134		123		VOL.		47	
COLOR	B	AGE	33	BIRTHPLACE			
COUNTY				CITY			
Ellis				Emmish			
OTHER MEMBERS OF FAMILY							
NAME		RELATIONSHIP	AGE	BIRTHPLACE			
Emma		W	34				
Burchett John		SS	15				
Oliver Martha		ML	86	Ark			

FORM 10 636

1910 CENSUS INDEX - FAMILY

U. S. DEPARTMENT OF COMMERCE
BUREAU OF THE CENSUS

TEXAS

U/300		NAME OF INDIVIDUAL <i>White Lucius</i>		E.D. <i>6</i>	SHEET <i>18</i>
COLOR <i>B-</i>	AGE <i>11</i>	BIRTHPLACE		VOL. <i>-3</i>	
COUNTY			CITY <i>Austin</i>		
ENUMERATED WITH <i>Bailey Anderson</i>					
RELATIONSHIP TO ABOVE					
<input type="checkbox"/> SON	<input type="checkbox"/> NEPHEW	<input type="checkbox"/> STEPSON			
<input type="checkbox"/> DAUGHTER	<input type="checkbox"/> NIECE	<input type="checkbox"/> STEPDAUGHTER			
<input type="checkbox"/> BROTHER	<input type="checkbox"/> FATHER-IN-LAW	<input type="checkbox"/> COUSIN			
<input type="checkbox"/> SISTER	<input type="checkbox"/> MOTHER-IN-LAW	<input type="checkbox"/> HIRED MAN			
<input type="checkbox"/> FATHER	<input type="checkbox"/> SON-IN-LAW	<input type="checkbox"/> ROOMER			
<input type="checkbox"/> MOTHER	<input type="checkbox"/> DAUGHTER-IN-LAW	<input type="checkbox"/> SERVANT			
<input type="checkbox"/> GRANDSON	<input type="checkbox"/> BROTHER-IN-LAW	<input type="checkbox"/> OTHER (Specify) <i>Ad Child</i>			
<input type="checkbox"/> GRANDDAUGHTER	<input type="checkbox"/> SISTER-IN-LAW				
<input type="checkbox"/> GRANDCHILD	<input type="checkbox"/> ORPHAN				

FORM 10-637

1910 CENSUS INDEX - INDIVIDUAL

U. S. DEPARTMENT OF COMMERCE
BUREAU OF THE CENSUS

107300		NAME OF INDIVIDUAL <i>White Lucie</i>		TEXAS	
COLOR	AGE	BIRTHPLACE	E.D.	SHEET	
<i>B</i>	<i>7</i>	<i>Tex</i>	<i>88</i>	<i>155</i>	
COUNTY	Smith		VOL.	<i>126</i>	
ENUMERATED WITH <i>Miller Houston</i>					
RELATIONSHIP TO ABOVE					
<input type="checkbox"/> SON	<input type="checkbox"/> NEPHEW	<input type="checkbox"/> STEPSON			
<input type="checkbox"/> DAUGHTER	<input checked="" type="checkbox"/> NIECE	<input type="checkbox"/> STEPDAUGHTER			
<input type="checkbox"/> BROTHER	<input type="checkbox"/> FATHER-IN-LAW	<input type="checkbox"/> COUSIN			
<input type="checkbox"/> SISTER	<input type="checkbox"/> MOTHER-IN-LAW	<input type="checkbox"/> HIRED MAN			
<input type="checkbox"/> FATHER	<input type="checkbox"/> SON-IN-LAW	<input type="checkbox"/> ROOMER			
<input type="checkbox"/> MOTHER	<input type="checkbox"/> DAUGHTER-IN-LAW	<input type="checkbox"/> SERVANT			
<input type="checkbox"/> GRANDSON	<input type="checkbox"/> BROTHER-IN-LAW	<input type="checkbox"/> OTHER (Specify)			
<input type="checkbox"/> GRANDDAUGHTER	<input type="checkbox"/> SISTER-IN-LAW	<input type="checkbox"/>			
<input type="checkbox"/> GRANDCHILD	<input type="checkbox"/> ORPHAN	<input type="checkbox"/>			

FORM BC-627 (9-5-67)
FORMERLY 10-637

1910 CENSUS INDEX - INDIVIDUAL

U.S. DEPARTMENT OF COMMERCE
BUREAU OF THE CENSUS

TEXAS

W 300	HEAD OF FAMILY Wood, Lucious P		E.D. 211	SHEET 226
COLOR W	AGE 51	BIRTHPLACE		VOL. 120
COUNTY Runnels		CITY		
OTHER MEMBERS OF FAMILY				
NAME		RELATIONSHIP	AGE	BIRTHPLACE
Lillian		W	41	
Blanche		D	17	
Willie		D	16	
Bertrude		D	14	
Kimball		S	13	
Francis		D	10	
Horace		S	8	

FORM 10-636A

1910 CENSUS INDEX - INDIVIDUAL

U.S. DEPARTMENT OF COMMERCE
BUREAU OF THE CENSUS

TEXAS

W300	HEAD OF FAMILY White Lucius A.		E.D. 23	SHEET 4
COLOR w	AGE 28	BIRTHPLACE Brazil	VOL. 8	
COUNTY Bell		CITY Temple		
OTHER MEMBERS OF FAMILY				
	NAME	RELATIONSHIP	AGE	BIRTHPLACE
1	Laura	w	23	Miss
	Beatrice	D.	1 1/2	

FORM 10 636
1910 CENSUS INDEX - FAMILY

U.S. DEPARTMENT OF COMMERCE
BUREAU OF THE CENSUS

TEXAS

3000	HEAD OF FAMILY Walter Lucas 3			E.D. 124	SHEET 232
COLOR w	AGE 47	BIRTHPLACE La		VOL. 117	
COUNTY Red River			CITY		
OTHER MEMBERS OF FAMILY					
NAME		RELATIONSHIP	AGE	BIRTHPLACE	
Lucas, J.		w	47		

FORM 10-636
1910 CENSUS INDEX - FAMILY

U. S. DEPARTMENT OF COMMERCE
BUREAU OF THE CENSUS

TEXAS

W 302	NAME OF INDIVIDUAL Wood Lucindy C		E.D. 176	SHEET 348
COLOR W	AGE 72	BIRTHPLACE Denver	VOL. 76	
COUNTY Hill		CITY		
ENUMERATED WITH Wood Ike W.				
RELATIONSHIP TO ABOVE				
<input type="checkbox"/> SON	<input type="checkbox"/> NEPHEW	<input type="checkbox"/> STEPSON		
<input type="checkbox"/> DAUGHTER	<input type="checkbox"/> NIECE	<input type="checkbox"/> STEPDAUGHTER		
<input type="checkbox"/> BROTHER	<input type="checkbox"/> FATHER-IN-LAW	<input type="checkbox"/> COUSIN		
<input type="checkbox"/> SISTER	<input type="checkbox"/> MOTHER-IN-LAW	<input type="checkbox"/> HIRED MAN		
<input type="checkbox"/> FATHER	<input type="checkbox"/> SON-IN-LAW	<input type="checkbox"/> ROOMER		
<input checked="" type="checkbox"/> MOTHER	<input type="checkbox"/> DAUGHTER-IN-LAW	<input type="checkbox"/> SERVANT		
<input type="checkbox"/> GRANDSON	<input type="checkbox"/> BROTHER-IN-LAW	<input type="checkbox"/> OTHER (Specify)		
<input type="checkbox"/> GRANDDAUGHTER	<input type="checkbox"/> SISTER-IN-LAW			
<input type="checkbox"/> GRANDCHILD	<input type="checkbox"/> ORPHAN			

FORM 10-637

1910 CENSUS INDEX - INDIVIDUAL

U.S. DEPARTMENT OF COMMERCE
BUREAU OF THE CENSUS

TEXAS

W300	NAME OF INDIVIDUAL White, Lucindy		E.O. 162	SHEET 249
COLOR B	AGE 19	BIRTHPLACE	VOL. 147	
COUNTY		CITY		
ENUMERATED WITH		Wharton Jackson, Jake		
RELATIONSHIP TO ABOVE				
SON	NEPHEW	STEPSON		
DAUGHTER	NIECE	STEPDAUGHTER		
BROTHER	FATHER-IN-LAW	COUSIN		
SISTER	MOTHER-IN-LAW	HIRED MAN		
FATHER	SON-IN-LAW	ROOMER		
MOTHER	DAUGHTER-IN-LAW	SERVANT		
GRANDFATHER	BROTHER-IN-LAW	OTHER (Specify)		
GRANDMOTHER	SISTER-IN-LAW	H H		
GRANDSON	GRANDDAUGHTER			

FORM BC-627 (4-7-67)
FORMERLY 10-672

U.S. DEPARTMENT OF COMMERCE
BUREAU OF THE CENSUS

1910 CENSUS INDEX - INDIVIDUAL

TEXAS

10300		HEAD OF FAMILY		White, Lucinda		E.D.	SHEET
COLOR	B	AGE	38	BIRTHPLACE		82	186
COUNTY				Gonzales		VOL.	59
				CITY		Gonzales	
OTHER MEMBERS OF FAMILY							
	NAME	RELATIONSHIP	AGE	BIRTHPLACE			
-	Alvin M.	S	23				
	Musetta	D	21				
	Kasetta	D	16				
	Mabel	D	15				
	David	S	11				
-	Infant	D	1 1/2				

FORM 10-636
1910 CENSUS INDEX - FAMILY

U.S. DEPARTMENT OF COMMERCE
BUREAU OF THE CENSUS

TEXAS

W. 300		HEAD OF FAMILY		Wade Lucinda J		E.D.	SHEET
COLOR	W	AGE	73	BIRTHPLACE		56	740
COUNTY				Falls		VOL.	50
OTHER MEMBERS OF FAMILY							
NAME			RELATIONSHIP	AGE	BIRTHPLACE		
Eugene Cohen			S	13			

FORM 10-576

1910 CENSUS INDEX - FAMILY

U.S. DEPARTMENT OF COMMERCE
BUREAU OF THE CENSUS

W300		NAME OF INDIVIDUAL		TEXAS	
COLOR		AGE		E.D.	
W		-69		83	
BIRTHPLACE		CITY		SHEET	
Leim		Denton		239	
COUNTY		CITY		VOL.	
Denton		Denton		39	
ENUMERATED WITH					
Hampton, Joseph P.					
RELATIONSHIP TO ABOVE					
<input type="checkbox"/> SON	<input type="checkbox"/> NEPHEW	<input type="checkbox"/> STEPSON			
<input type="checkbox"/> DAUGHTER	<input type="checkbox"/> NIECE	<input type="checkbox"/> STEPDAUGHTER			
<input type="checkbox"/> BROTHER	<input type="checkbox"/> FATHER-IN-LAW	<input type="checkbox"/> COUSIN			
<input type="checkbox"/> SISTER	<input checked="" type="checkbox"/> MOTHER-IN-LAW	<input type="checkbox"/> HIRED MAN			
<input type="checkbox"/> FATHER	<input type="checkbox"/> SON-IN-LAW	<input type="checkbox"/> ROOMER			
<input type="checkbox"/> MOTHER	<input type="checkbox"/> DAUGHTER-IN-LAW	<input type="checkbox"/> SERVANT			
<input type="checkbox"/> GRANDSON	<input type="checkbox"/> BROTHER-IN-LAW	<input type="checkbox"/> OTHER (Specify)			
<input type="checkbox"/> GRANDDAUGHTER	<input type="checkbox"/> SISTER-IN-LAW				
<input type="checkbox"/> GRANDCHILD	<input type="checkbox"/> ORPHAN				

FORM 10-637
1910 CENSUS INDEX - INDIVIDUAL

U.S. DEPARTMENT OF COMMERCE
BUREAU OF THE CENSUS

11300		NAME OF INDIVIDUAL		TEXAS	
COLOR	W	AGE	69	BIRTHPLACE	Weed Lucedale La
COUNTY				E.D.	93
				SHEET	9
				VOL.	17
ENUMERATED WITH			Brown		
RELATIONSHIP TO ABOVE			Smith James E		
<input type="checkbox"/> SON	<input type="checkbox"/> NEPHEW	<input type="checkbox"/> STEPSON	<input type="checkbox"/> DAUGHTER	<input type="checkbox"/> NIECE	<input type="checkbox"/> STEPDAUGHTER
<input type="checkbox"/> BROTHER	<input type="checkbox"/> FATHER-IN-LAW	<input type="checkbox"/> COUSIN	<input type="checkbox"/> SISTER	<input checked="" type="checkbox"/> MOTHER-IN-LAW	<input type="checkbox"/> HIRED MAN
<input type="checkbox"/> FATHER	<input type="checkbox"/> SON-IN-LAW	<input type="checkbox"/> ROOMER	<input type="checkbox"/> MOTHER	<input type="checkbox"/> DAUGHTER-IN-LAW	<input type="checkbox"/> SERVANT
<input type="checkbox"/> GRANDSON	<input type="checkbox"/> BROTHER-IN-LAW	<input type="checkbox"/> OTHER (Specify)	<input type="checkbox"/> GRANDDAUGHTER	<input type="checkbox"/> SISTER-IN-LAW	
<input type="checkbox"/> GRANDCHILD	<input type="checkbox"/> ORPHAN				

FORM 10-637
1910 CENSUS INDEX - INDIVIDUAL

U.S. DEPARTMENT OF COMMERCE
BUREAU OF THE CENSUS

TEXAS

W 300	NAME OF INDIVIDUAL W Lile		Jessie		E.D. 128	SHEET 133
COLOR B	AGE 18	BIRTHPLACE		VOL. 112		
COUNTY Red River				CITY		
ENUMERATED WITH W Lile Tom B						
RELATIONSHIP TO ABOVE						
<input type="checkbox"/> SON	<input type="checkbox"/> NEPHEW	<input type="checkbox"/> STEPSON				
<input type="checkbox"/> DAUGHTER	<input type="checkbox"/> NIECE	<input type="checkbox"/> STEPDAUGHTER				
<input type="checkbox"/> BROTHER	<input type="checkbox"/> FATHER-IN-LAW	<input type="checkbox"/> COUSIN				
<input type="checkbox"/> SISTER	<input type="checkbox"/> MOTHER-IN-LAW	<input type="checkbox"/> HIRED MAN				
<input type="checkbox"/> FATHER	<input type="checkbox"/> SON-IN-LAW	<input type="checkbox"/> ROOMER				
<input type="checkbox"/> MOTHER	<input type="checkbox"/> DAUGHTER-IN-LAW	<input type="checkbox"/> SERVANT				
<input type="checkbox"/> GRANDSON	<input type="checkbox"/> BROTHER-IN-LAW	<input type="checkbox"/> OTHER (Specify)				
<input type="checkbox"/> GRANDDAUGHTER	<input checked="" type="checkbox"/> SISTER-IN-LAW					
<input type="checkbox"/> GRANDCHILD	<input type="checkbox"/> ORPHAN					

FORM 10-637
1910 CENSUS INDEX - INDIVIDUAL

U.S. DEPARTMENT OF COMMERCE
BUREAU OF THE CENSUS

TEXAS

W 300	NAME OF INDIVIDUAL <i>White Lucile N.</i>		E. D. <i>123</i>	SHEET <i>29</i>
COLOR <i>B</i>	AGE <i>16</i>	BIRTHPLACE <i>Tarrant</i>	VOL. <i>130</i>	
COUNTY	<i>Tarrant</i>		CITY Fort Worth	
ENUMERATED WITH <i>Halston King</i>				
RELATIONSHIP TO ABOVE				
<input type="checkbox"/> SON	<input type="checkbox"/> NEPHEW	<input type="checkbox"/> STEPSON		
<input checked="" type="checkbox"/> DAUGHTER	<input type="checkbox"/> NIECE	<input checked="" type="checkbox"/> STEPDAUGHTER		
<input type="checkbox"/> BROTHER	<input type="checkbox"/> FATHER-IN-LAW	<input type="checkbox"/> COUSIN		
<input type="checkbox"/> SISTER	<input type="checkbox"/> MOTHER-IN-LAW	<input type="checkbox"/> HIRED MAN		
<input type="checkbox"/> FATHER	<input type="checkbox"/> SON-IN-LAW	<input type="checkbox"/> ROOMER		
<input type="checkbox"/> MOTHER	<input type="checkbox"/> DAUGHTER-IN-LAW	<input type="checkbox"/> SERVANT		
<input type="checkbox"/> GRANDSON	<input type="checkbox"/> BROTHER-IN-LAW	<input type="checkbox"/> OTHER (<i>Specify</i>)		
<input type="checkbox"/> GRANDDAUGHTER	<input type="checkbox"/> SISTER-IN-LAW			
<input type="checkbox"/> GRANDCHILD	<input type="checkbox"/> ORPHAN			

FORM 10-637
1910 CENSUS INDEX - INDIVIDUAL

U. S. DEPARTMENT OF COMMERCE
BUREAU OF THE CENSUS

TEXAS

W 300	NAME OF INDIVIDUAL Wade Lucile		E.D. 704	SHEET 56
COLOR B.	AGE 3	BIRTHPLACE	VOL. 109	
COUNTY Nacogdoches.		CITY		
ENUMERATED WITH		Watkins Martha		
RELATIONSHIP TO ABOVE				
<input type="checkbox"/> SON	<input type="checkbox"/> NEPHEW	<input type="checkbox"/> STEPSON		
<input type="checkbox"/> DAUGHTER	<input type="checkbox"/> NIECE	<input type="checkbox"/> STEPDAUGHTER		
<input type="checkbox"/> BROTHER	<input type="checkbox"/> FATHER-IN-LAW	<input type="checkbox"/> COUSIN		
<input type="checkbox"/> SISTER	<input type="checkbox"/> MOTHER-IN-LAW	<input type="checkbox"/> HIRED MAN		
<input type="checkbox"/> FATHER	<input type="checkbox"/> SON-IN-LAW	<input type="checkbox"/> ROOMER		
<input type="checkbox"/> MOTHER	<input type="checkbox"/> DAUGHTER-IN-LAW	<input type="checkbox"/> SERVANT		
<input type="checkbox"/> GRANDSON	<input type="checkbox"/> BROTHER-IN-LAW	<input type="checkbox"/> OTHER (Specify)		
<input checked="" type="checkbox"/> GRANDDAUGHTER	<input type="checkbox"/> SISTER-IN-LAW			
<input type="checkbox"/> GRANDCHILD	<input type="checkbox"/> ORPHAN			

FORM 10 637

1910 CENSUS INDEX - INDIVIDUAL

U. S. DEPARTMENT OF COMMERCE
BUREAU OF THE CENSUS

TEXAS

W300	NAME OF INDIVIDUAL <i>Wade Lucile</i>		E.O.	SHEET
COLOR <i>B</i>	AGE <i>17</i>	BIRTHPLACE	<i>68</i>	<i>271</i>
COUNTY <i>Jefferson</i>	CITY		VOL. <i>83</i>	
ENUMERATED WITH <i>Adon John</i>				
RELATIONSHIP TO ABOVE				
<input type="checkbox"/> SON	<input type="checkbox"/> NEPHEW	<input type="checkbox"/> STEPSON		
<input checked="" type="checkbox"/> DAUGHTER	<input type="checkbox"/> NIECE	<input type="checkbox"/> STEPDAUGHTER		
<input type="checkbox"/> BROTHER	<input type="checkbox"/> FATHER-IN-LAW	<input type="checkbox"/> COUSIN		
<input type="checkbox"/> SISTER	<input type="checkbox"/> MOTHER-IN-LAW	<input type="checkbox"/> HIRED MAN		
<input type="checkbox"/> FATHER	<input type="checkbox"/> SON-IN-LAW	<input type="checkbox"/> ROOMER		
<input type="checkbox"/> MOTHER	<input type="checkbox"/> DAUGHTER-IN-LAW	<input type="checkbox"/> SERVANT		
<input type="checkbox"/> GRANDSON	<input type="checkbox"/> BROTHER-IN-LAW	<input type="checkbox"/> OTHER (<i>Specify</i>)		
<input type="checkbox"/> GRANDDAUGHTER	<input type="checkbox"/> SISTER-IN-LAW			
<input type="checkbox"/> GRANDCHILD	<input type="checkbox"/> ORPHAN			

FORM 10-637
1910 CENSUS INDEX - INDIVIDUAL

U.S. DEPARTMENT OF COMMERCE
BUREAU OF THE CENSUS

TEXAS

W300	NAME OF INDIVIDUAL White Lucie		E.D.	SHEET
COLOR W	AGE 21	BIRTHPLACE	121	16
COUNTY Williamson	CITY Bartlett		VOL. 143	
ENUMERATED WITH Copeland R. F.				
RELATIONSHIP TO ABOVE				
<input type="checkbox"/> SON	<input type="checkbox"/> NEPHEW	<input type="checkbox"/> STEPSON		
<input type="checkbox"/> DAUGHTER	<input type="checkbox"/> NIECE	<input type="checkbox"/> STEPDAUGHTER		
<input type="checkbox"/> BROTHER	<input type="checkbox"/> FATHER-IN-LAW	<input type="checkbox"/> COUSIN		
<input type="checkbox"/> SISTER	<input type="checkbox"/> MOTHER-IN-LAW	<input type="checkbox"/> HIRED MAN		
<input type="checkbox"/> FATHER	<input type="checkbox"/> SON-IN-LAW	<input type="checkbox"/> ROOMER		
<input type="checkbox"/> MOTHER	<input type="checkbox"/> DAUGHTER-IN-LAW	<input checked="" type="checkbox"/> SERVANT		
<input type="checkbox"/> GRANDSON	<input type="checkbox"/> BROTHER-IN-LAW	<input type="checkbox"/> OTHER (Specify)		
<input type="checkbox"/> GRANDDAUGHTER	<input type="checkbox"/> SISTER-IN-LAW			
<input type="checkbox"/> GRANDCHILD	<input type="checkbox"/> ORPHAN			

FORM BC-627 (5-5-67)
FORMERLY 10-637

U.S. DEPARTMENT OF COMMERCE
BUREAU OF THE CENSUS

1910 CENSUS INDEX - INDIVIDUAL

NAME OF INDIVIDUAL			TEXAS	
41300	White - Lucie		E.D.	SHEET
COLOR	AGE	BIRTHPLACE	16	194
W.	65	ala	VOL.	53
COUNTY	Fort Bend	CITY	Richmond	
ENUMERATED WITH	Mitchell Harris			
RELATIONSHIP TO ABOVE	<input type="checkbox"/> SON <input type="checkbox"/> DAUGHTER <input type="checkbox"/> BROTHER <input type="checkbox"/> SISTER <input type="checkbox"/> FATHER <input type="checkbox"/> MOTHER <input type="checkbox"/> GRANDSON <input type="checkbox"/> GRANDDAUGHTER <input type="checkbox"/> GRANDCHILD <input type="checkbox"/> NEPHEW <input type="checkbox"/> NIECE <input type="checkbox"/> FATHER-IN-LAW <input type="checkbox"/> MOTHER-IN-LAW <input type="checkbox"/> SON-IN-LAW <input type="checkbox"/> DAUGHTER-IN-LAW <input type="checkbox"/> BROTHER-IN-LAW <input type="checkbox"/> SISTER-IN-LAW <input type="checkbox"/> ORPHAN <input type="checkbox"/> STEPSON <input type="checkbox"/> STEPDAUGHTER <input type="checkbox"/> COUSIN <input type="checkbox"/> HIRED MAN <input type="checkbox"/> ROOMER <input type="checkbox"/> SERVANT <input type="checkbox"/> OTHER (Specify)			

FORM 10-637

1910 CENSUS INDEX - INDIVIDUAL

U.S. DEPARTMENT OF COMMERCE
BUREAU OF THE CENSUS

TEXAS

66 40	HEAD OF FAMILY W. J. Hall		E.D. 178	SHEET 16
COLOR cc	AGE 31	BIRTHPLACE		VOL. 179
COUNTY		CITY		
Rockwall		Rockwall		
OTHER MEMBERS OF FAMILY				
NAME		RELATIONSHIP	AGE	BIRTHPLACE
W. J. Hall		W	30	Ill
Anna		W	8	
Harry			6	
L. J. Hall			1 1/2	

FORM 10 636
1910 CENSUS INDEX - FAMILY

U. S. DEPARTMENT OF COMMERCE
BUREAU OF THE CENSUS

TEXAS

HEAD OF FAMILY		E.D.	SHEET
White, Harrison		170	31
COLOR	AGE	BIRTHPLACE	VOL.
W	32	Ky	119
COUNTY	Rockwall		CITY
	Rockwall		
OTHER MEMBERS OF FAMILY			
NAME	RELATIONSHIP	AGE	BIRTHPLACE
John	Wife	28	
George	Son	8	
William	Son	7	
Richard	Son	2	
William	Son	2 1/2	

FORM 10 636
1910 CENSUS INDEX - FAMILY

U. S. DEPARTMENT OF COMMERCE
BUREAU OF THE CENSUS

TEXAS

W 300	NAME OF INDIVIDUAL Wood Lucian		E. D. 99	SHEET 167
COLOR W	AGE 75	BIRTHPLACE Penn	VOL. 111	
COUNTY Nueces		CITY Corpus Christi		
ENUMERATED WITH Layle Frank D				
RELATIONSHIP TO ABOVE				
<input type="checkbox"/> SON	<input type="checkbox"/> NEPHEW	<input type="checkbox"/> STEPSON		
<input type="checkbox"/> DAUGHTER	<input type="checkbox"/> NIECE	<input type="checkbox"/> STEPDAUGHTER		
<input type="checkbox"/> BROTHER	<input checked="" type="checkbox"/> FATHER-IN-LAW	<input type="checkbox"/> COUSIN		
<input type="checkbox"/> SISTER	<input type="checkbox"/> MOTHER-IN-LAW	<input type="checkbox"/> HIRED MAN		
<input type="checkbox"/> FATHER	<input type="checkbox"/> SON-IN-LAW	<input type="checkbox"/> ROOMER		
<input type="checkbox"/> MOTHER	<input type="checkbox"/> DAUGHTER-IN-LAW	<input type="checkbox"/> SERVANT		
<input type="checkbox"/> GRANDSON	<input type="checkbox"/> BROTHER-IN-LAW	<input type="checkbox"/> OTHER (Specify)		
<input type="checkbox"/> GRANDDAUGHTER	<input type="checkbox"/> SISTER-IN-LAW			
<input type="checkbox"/> GRANDCHILD	<input type="checkbox"/> ORPHAN			

FORM 10 637

1910 CENSUS INDEX - INDIVIDUAL

U. S. DEPARTMENT OF COMMERCE
BUREAU OF THE CENSUS

TEXAS

101300	HEAD OF FAMILY <i>Wade Lucas</i>		E.O. 50	SHEET 48
COLOR <i>W</i>	AGE 38	BIRTHPLACE <i>Mo.</i>	VOL. 41	
COUNTY	Eastland	CITY		
OTHER MEMBERS OF FAMILY				
NAME		RELATION- SHIP	AGE	BIRTHPLACE
<i>Daniel R.</i>		<i>W</i>	<i>36</i>	
<i>William G.</i>		<i>S</i>	<i>10</i>	
<i>Hopkin W.</i>		<i>S</i>	<i>7</i>	
<i>Mary G.</i>		<i>D</i>	<i>2</i>	

FORM 10-636
1910 CENSUS INDEX - FAMILY

U. S. DEPARTMENT OF COMMERCE
BUREAU OF THE CENSUS

TEXAS

W 300-		NAME OF INDIVIDUAL <i>White, Lovie</i>		E.O. <i>46</i>	SHEET <i>15-8</i>
COLOR <i>13</i>	AGE <i>16</i>	BIRTHPLACE		VOL. <i>49</i>	
COUNTY <i>Falls</i>			CITY		
ENUMERATED WITH <i>Evans, David</i>					
RELATIONSHIP TO ABOVE					
<input type="checkbox"/> SON	<input type="checkbox"/> NEPHEW	<input type="checkbox"/> STEPSON			
<input type="checkbox"/> DAUGHTER	<input type="checkbox"/> NIECE	<input type="checkbox"/> STEPDAUGHTER			
<input type="checkbox"/> BROTHER	<input type="checkbox"/> FATHER-IN-LAW	<input type="checkbox"/> COUSIN			
<input type="checkbox"/> SISTER	<input type="checkbox"/> MOTHER-IN-LAW	<input type="checkbox"/> HIRED MAN			
<input type="checkbox"/> FATHER	<input type="checkbox"/> SON-IN-LAW	<input type="checkbox"/> ROOMER			
<input type="checkbox"/> MOTHER	<input type="checkbox"/> DAUGHTER-IN-LAW	<input type="checkbox"/> SERVANT			
<input checked="" type="checkbox"/> GRANDSON	<input type="checkbox"/> BROTHER-IN-LAW	<input type="checkbox"/> OTHER (<i>Specify</i>)			
<input type="checkbox"/> GRANDDAUGHTER	<input type="checkbox"/> SISTER-IN-LAW				
<input type="checkbox"/> GRANDCHILD	<input type="checkbox"/> ORPHAN				

FORM 10 637

1910 CENSUS INDEX - INDIVIDUAL

U. S. DEPARTMENT OF COMMERCE
BUREAU OF THE CENSUS

TEXAS

W 30	HEAD OF FAMILY Wood - Lu		E.D. 117	SHEET 398
COLOR B	AGE 39	BIRTHPLACE	VOL. 118	
COUNTY Robertson		CITY		
OTHER MEMBERS OF FAMILY				
NAME		RELATIONSHIP	AGE	BIRTHPLACE
/ Alice		W	41	
/ Jane		M	60	

FORM 10-636
1910 CENSUS INDEX - FAMILY

U. S. DEPARTMENT OF COMMERCE
BUREAU OF THE CENSUS

TEXAS

W 300	NAME OF INDIVIDUAL W. Pite - Loyed		E.O. 167	SHEET 262
COLOR W	AGE 42	BIRTHPLACE	VOL. 104	
COUNTY Mitchell		CITY Colorado		
ENUMERATED WITH Filler Frances				
RELATIONSHIP TO ABOVE				
<input type="checkbox"/> SON	<input type="checkbox"/> NEPHEW	<input type="checkbox"/> STEPSON		
<input type="checkbox"/> DAUGHTER	<input type="checkbox"/> NIECE	<input type="checkbox"/> STEPDAUGHTER		
<input type="checkbox"/> BROTHER	<input type="checkbox"/> FATHER-IN-LAW	<input type="checkbox"/> COUSIN		
<input type="checkbox"/> SISTER	<input type="checkbox"/> MOTHER-IN-LAW	<input type="checkbox"/> HIRED MAN		
<input type="checkbox"/> FATHER	<input type="checkbox"/> SON-IN-LAW	<input type="checkbox"/> ROOMER		
<input type="checkbox"/> MOTHER	<input type="checkbox"/> DAUGHTER-IN-LAW	<input type="checkbox"/> SERVANT		
<input checked="" type="checkbox"/> GRANDSON	<input type="checkbox"/> BROTHER-IN-LAW	<input type="checkbox"/> OTHER (Specify)		
<input type="checkbox"/> GRANDDAUGHTER	<input type="checkbox"/> SISTER-IN-LAW			
<input type="checkbox"/> GRANDCHILD	<input type="checkbox"/> ORPHAN			

FORM 10-637
1910 CENSUS INDEX - INDIVIDUAL

U. S. DEPARTMENT OF COMMERCE
BUREAU OF THE CENSUS

TEXAS

W 300	NAME OF INDIVIDUAL <i>Woodry Loyce</i>		E.D. <i>152</i>	SHEET <i>193</i>
COLOR <i>W</i>	AGE <i>4</i>	BIRTHPLACE <i>Ark</i>	VOL. <i>75</i>	
COUNTY <i>Hill</i>		CITY		
ENUMERATED WITH <i>Fullbright, J. W.</i>				
RELATIONSHIP TO ABOVE				
<input type="checkbox"/> SON	<input type="checkbox"/> NEPHEW	<input type="checkbox"/> STEPSON		
<input type="checkbox"/> DAUGHTER	<input type="checkbox"/> NIECE	<input checked="" type="checkbox"/> STEPDAUGHTER		
<input type="checkbox"/> BROTHER	<input type="checkbox"/> FATHER-IN-LAW	<input type="checkbox"/> COUSIN		
<input type="checkbox"/> SISTER	<input type="checkbox"/> MOTHER-IN-LAW	<input type="checkbox"/> HIRED MAN		
<input type="checkbox"/> FATHER	<input type="checkbox"/> SON-IN-LAW	<input type="checkbox"/> ROOMER		
<input type="checkbox"/> MOTHER	<input type="checkbox"/> DAUGHTER-IN-LAW	<input type="checkbox"/> SERVANT		
<input type="checkbox"/> GRANDSON	<input type="checkbox"/> BROTHER-IN-LAW	<input type="checkbox"/> OTHER (Specify)		
<input type="checkbox"/> GRANDDAUGHTER	<input type="checkbox"/> SISTER-IN-LAW			
<input type="checkbox"/> GRANDCHILD	<input type="checkbox"/> ORPHAN			

FORM 10-637
1910 CENSUS INDEX - INDIVIDUAL

U.S. DEPARTMENT OF COMMERCE
BUREAU OF THE CENSUS

TEXAS

W300	NAME OF INDIVIDUAL <i>White - Louie</i>		E.D. <i>125</i>	SHEET <i>383</i>
COLOR <i>B</i>	AGE <i>11</i>	BIRTHPLACE	VOL. <i>149</i>	
COUNTY <i>Wood</i>		CITY		
ENUMERATED WITH <i>Griffin Willis</i>				
RELATIONSHIP TO ABOVE				
<input type="checkbox"/> SON	<input type="checkbox"/> NEPHEW	<input checked="" type="checkbox"/> STEPSON		
<input type="checkbox"/> DAUGHTER	<input type="checkbox"/> NIECE	<input type="checkbox"/> STEPDAUGHTER		
<input type="checkbox"/> BROTHER	<input type="checkbox"/> FATHER-IN-LAW	<input type="checkbox"/> COUSIN		
<input type="checkbox"/> SISTER	<input type="checkbox"/> MOTHER-IN-LAW	<input type="checkbox"/> HIRED MAN		
<input type="checkbox"/> FATHER	<input type="checkbox"/> SON-IN-LAW	<input type="checkbox"/> ROOMER		
<input type="checkbox"/> MOTHER	<input type="checkbox"/> DAUGHTER-IN-LAW	<input type="checkbox"/> SERVANT		
<input type="checkbox"/> GRANDSON	<input type="checkbox"/> BROTHER-IN-LAW	<input type="checkbox"/> OTHER (Specify)		
<input type="checkbox"/> GRANDDAUGHTER	<input type="checkbox"/> SISTER-IN-LAW			
<input type="checkbox"/> GRANDCHILD	<input type="checkbox"/> ORPHAN			

FORM BC-627 (5-9-67)
FORMERLY 10-637

1910 CENSUS INDEX - INDIVIDUAL

U.S. DEPARTMENT OF COMMERCE
BUREAU OF THE CENSUS

TEXAS

W-300	HEAD OF FAMILY Wynatt Lovett		E.D. 10	SHEET 25
COLOR B	AGE 35	BIRTHPLACE I	VOL. 14	
COUNTY	Bowie		CITY	
OTHER MEMBERS OF FAMILY				
NAME		RELATIONSHIP	AGE	BIRTHPLACE
Ara		W	25	Ark
Dwina Gene		SD	3	I

FORM 10-636
1910 CENSUS INDEX - FAMILY

U.S. DEPARTMENT OF COMMERCE
BUREAU OF THE CENSUS

TEXAS

W300		NAME OF INDIVIDUAL <i>Wyatt Lovell</i>		E.O. 92	SHEET 307
COLOR <i>Wm</i>	AGE 31	BIRTHPLACE		VOL. 104	
COUNTY <i>Polk</i>		CITY			
ENUMERATED WITH <i>Berger, Mrs. J.</i>					
RELATIONSHIP TO ABOVE					
<input type="checkbox"/> SON	<input type="checkbox"/> NEPHEW	<input type="checkbox"/> STEPSON			
<input checked="" type="checkbox"/> DAUGHTER	<input type="checkbox"/> NIECE	<input type="checkbox"/> STEPDAUGHTER			
<input type="checkbox"/> BROTHER	<input type="checkbox"/> FATHER-IN-LAW	<input type="checkbox"/> COUSIN			
<input type="checkbox"/> SISTER	<input type="checkbox"/> MOTHER-IN-LAW	<input type="checkbox"/> HIRED MAN			
<input type="checkbox"/> FATHER	<input type="checkbox"/> SON-IN-LAW	<input type="checkbox"/> ROOMER			
<input type="checkbox"/> MOTHER	<input type="checkbox"/> DAUGHTER-IN-LAW	<input type="checkbox"/> SERVANT			
<input type="checkbox"/> GRANDSON	<input type="checkbox"/> BROTHER-IN-LAW	<input type="checkbox"/> OTHER (<i>Specify</i>)			
<input type="checkbox"/> GRANDDAUGHTER	<input type="checkbox"/> SISTER-IN-LAW				
<input type="checkbox"/> GRANDCHILD	<input type="checkbox"/> ORPHAN				

FORM 10-637
1910 CENSUS INDEX - INDIVIDUAL

U.S. DEPARTMENT OF COMMERCE
BUREAU OF THE CENSUS

TEXAS

W 300	NAME OF INDIVIDUAL <i>White Louvini</i>		E.D. 100	SHEET 210
COLOR B	AGE 3	BIRTHPLACE	VOL. 91	
COUNTY Lamar		CITY		
ENUMERATED WITH <i>White Jesse</i>				
RELATIONSHIP TO ABOVE				
<input type="checkbox"/> SON	<input type="checkbox"/> NEPHEW	<input type="checkbox"/> STEPSON		
<input type="checkbox"/> DAUGHTER	<input type="checkbox"/> NIECE	<input type="checkbox"/> STEPDAUGHTER		
<input type="checkbox"/> BROTHER	<input type="checkbox"/> FATHER-IN-LAW	<input type="checkbox"/> COUSIN		
<input checked="" type="checkbox"/> SISTER	<input type="checkbox"/> MOTHER-IN-LAW	<input type="checkbox"/> HIRED MAN		
<input type="checkbox"/> FATHER	<input type="checkbox"/> SON-IN-LAW	<input type="checkbox"/> ROOMER		
<input type="checkbox"/> MOTHER	<input type="checkbox"/> DAUGHTER-IN-LAW	<input type="checkbox"/> SERVANT		
<input type="checkbox"/> GRANDSON	<input type="checkbox"/> BROTHER-IN-LAW	<input type="checkbox"/> OTHER (Specify)		
<input type="checkbox"/> GRANDDAUGHTER	<input type="checkbox"/> SISTER-IN-LAW			
<input type="checkbox"/> GRANDCHILD	<input type="checkbox"/> ORPHAN			

FORM 10-637

1910 CENSUS INDEX - INDIVIDUAL

U.S. DEPARTMENT OF COMMERCE
BUREAU OF THE CENSUS

TEXAS

3 W300		NAME OF INDIVIDUAL Wood Lorraine		E.D. 63	SHEET 186
COLOR B	AGE 5	BIRTHPLACE		VOL. 81	
COUNTY Jasper			CITY		
ENUMERATED WITH Jones Charlie					
RELATIONSHIP TO ABOVE					
<input type="checkbox"/> SON	<input type="checkbox"/> NEPHEW	<input type="checkbox"/> STEPPSON			
<input type="checkbox"/> DAUGHTER	<input type="checkbox"/> NIECE	<input checked="" type="checkbox"/> STEPDAUGHTER			
<input type="checkbox"/> BROTHER	<input type="checkbox"/> FATHER-IN-LAW	<input type="checkbox"/> COUSIN			
<input type="checkbox"/> SISTER	<input type="checkbox"/> MOTHER-IN-LAW	<input type="checkbox"/> HIRED MAN			
<input type="checkbox"/> FATHER	<input type="checkbox"/> SON-IN-LAW	<input type="checkbox"/> ROOMER			
<input type="checkbox"/> MOTHER	<input type="checkbox"/> DAUGHTER-IN-LAW	<input type="checkbox"/> SERVANT			
<input type="checkbox"/> GRANDSON	<input type="checkbox"/> BROTHER-IN-LAW	<input type="checkbox"/> OTHER (Specify)			
<input type="checkbox"/> GRANDDAUGHTER	<input type="checkbox"/> SISTER-IN-LAW				
<input type="checkbox"/> GRANDCHILD	<input type="checkbox"/> ORPHAN				

FORM 10-637

1910 CENSUS INDEX - INDIVIDUAL

U.S. DEPARTMENT OF COMMERCE
BUREAU OF THE CENSUS

TEXAS

W 300		NAME OF INDIVIDUAL <i>White Loula</i>		E.P. <i>747</i>	SHEET <i>82</i>
COLOR <i>B</i>	AGE <i>24</i>	BIRTHPLACE <i>La</i>		VOL. <i>101</i>	
COUNTY <i>Matagorda</i>			CITY		
ENUMERATED WITH <i>Henderson Bell</i>					
RELATIONSHIP TO ABOVE					
<input type="checkbox"/> SON	<input type="checkbox"/> NEPHEW	<input type="checkbox"/> STEPSON			
<input type="checkbox"/> DAUGHTER	<input type="checkbox"/> NIECE	<input type="checkbox"/> STEPDAUGHTER			
<input type="checkbox"/> BROTHER	<input type="checkbox"/> FATHER-IN-LAW	<input type="checkbox"/> COUSIN			
<input type="checkbox"/> SISTER	<input type="checkbox"/> MOTHER-IN-LAW	<input type="checkbox"/> HIRED MAN			
<input type="checkbox"/> FATHER	<input type="checkbox"/> SON-IN-LAW	<input checked="" type="checkbox"/> ROOMER			
<input type="checkbox"/> MOTHER	<input type="checkbox"/> DAUGHTER-IN-LAW	<input checked="" type="checkbox"/> SERVANT			
<input type="checkbox"/> GRANDSON	<input type="checkbox"/> BROTHER-IN-LAW	<input type="checkbox"/> OTHER (<i>Specify</i>)			
<input type="checkbox"/> GRANDDAUGHTER	<input type="checkbox"/> SISTER-IN-LAW				
<input type="checkbox"/> GRANDCHILD	<input type="checkbox"/> ORPHAN				

FORM 10 637

1910 CENSUS INDEX - INDIVIDUAL

U.S. DEPARTMENT OF COMMERCE
BUREAU OF THE CENSUS

W300		NAME OF INDIVIDUAL Wood, Loula		TEXAS	
COLOR - W	AGE 42	BIRTHPLACE		E.D. 274	SHEET 23
COUNTY	Young		CITY	VOL. 138	
ENUMERATED WITH Wood, Jesse B					
RELATIONSHIP TO ABOVE					
<input type="checkbox"/> SON	<input type="checkbox"/> NEPHEW	<input type="checkbox"/> STEPSON			
<input type="checkbox"/> DAUGHTER	<input type="checkbox"/> NIECE	<input type="checkbox"/> STEPDAUGHTER			
<input type="checkbox"/> BROTHER	<input type="checkbox"/> FATHER-IN-LAW	<input type="checkbox"/> COUSIN			
<input type="checkbox"/> SISTER	<input type="checkbox"/> MOTHER-IN-LAW	<input type="checkbox"/> HIRED MAN			
<input type="checkbox"/> FATHER	<input type="checkbox"/> SON-IN-LAW	<input type="checkbox"/> ROOMER			
<input checked="" type="checkbox"/> MOTHER	<input type="checkbox"/> DAUGHTER-IN-LAW	<input type="checkbox"/> SERVANT			
<input type="checkbox"/> GRANDSON	<input type="checkbox"/> BROTHER-IN-LAW	<input type="checkbox"/> OTHER (Specify)			
<input type="checkbox"/> GRANDDAUGHTER	<input type="checkbox"/> SISTER-IN-LAW	<input type="checkbox"/>			
<input type="checkbox"/> GRANDCHILD	<input type="checkbox"/> ORPHAN	<input type="checkbox"/>			

FORM BC-627 (5-8-67)
FORMERLY 10-637

1910 CENSUS INDEX - INDIVIDUAL

U.S. DEPARTMENT OF COMMERCE
BUREAU OF THE CENSUS

TEXAS

W-300		NAME OF INDIVIDUAL <i>White, Louise R</i>		E.O.	SHEET
COLOR	<i>W</i>	AGE	BIRTHPLACE	<i>47</i>	<i>53</i>
COUNTY	<i>W</i>	<i>26</i>	<i>Ko.olo</i>	VOL.	<i>56</i>
ENUMERATED WITH			CITY		
<i>Robertson, Herbert A</i>					
RELATIONSHIP TO ABOVE					
<input type="checkbox"/> SON	<input type="checkbox"/> NEPHEW	<input type="checkbox"/> STEPSON			
<input checked="" type="checkbox"/> DAUGHTER	<input type="checkbox"/> NIECE	<input type="checkbox"/> STEPDAUGHTER			
<input type="checkbox"/> BROTHER	<input type="checkbox"/> FATHER-IN-LAW	<input type="checkbox"/> COUSIN			
<input type="checkbox"/> SISTER	<input type="checkbox"/> MOTHER-IN-LAW	<input type="checkbox"/> HIRED MAN			
<input type="checkbox"/> FATHER	<input type="checkbox"/> SON-IN-LAW	<input type="checkbox"/> ROOMER			
<input type="checkbox"/> MOTHER	<input type="checkbox"/> DAUGHTER-IN-LAW	<input type="checkbox"/> SERVANT			
<input type="checkbox"/> GRANDSON	<input type="checkbox"/> BROTHER-IN-LAW	<input type="checkbox"/> OTHER (<i>Specify</i>)			
<input type="checkbox"/> GRANDDAUGHTER	<input type="checkbox"/> SISTER-IN-LAW				
<input type="checkbox"/> GRANDCHILD	<input type="checkbox"/> ORPHAN				

FORM 10-637

1910 CENSUS INDEX - INDIVIDUAL

U. S. DEPARTMENT OF COMMERCE
BUREAU OF THE CENSUS

W 300		NAME OF INDIVIDUAL		TEXAS	
COLOR	W	AGE	55	BIRTHPLACE	White House M
COUNTY				E.D.	SHEET
Falls				61	118
ENUMERATED WITH				VOL.	50
				Rosebud	
RELATIONSHIP TO ABOVE					
<input type="checkbox"/> SON <input type="checkbox"/> DAUGHTER <input type="checkbox"/> BROTHER <input type="checkbox"/> SISTER <input type="checkbox"/> FATHER <input checked="" type="checkbox"/> MOTHER <input type="checkbox"/> GRANDSON <input type="checkbox"/> GRANDDAUGHTER <input type="checkbox"/> GRANDCHILD <input type="checkbox"/> NEPHEW <input type="checkbox"/> NIECE <input type="checkbox"/> FATHER-IN-LAW <input type="checkbox"/> MOTHER-IN-LAW <input checked="" type="checkbox"/> SON-IN-LAW <input type="checkbox"/> DAUGHTER-IN-LAW <input type="checkbox"/> BROTHER-IN-LAW <input type="checkbox"/> SISTER-IN-LAW <input type="checkbox"/> ORPHAN <input type="checkbox"/> STEPSON <input type="checkbox"/> STEPDAUGHTER <input type="checkbox"/> COUSIN <input type="checkbox"/> HIRED MAN <input type="checkbox"/> ROOMER <input type="checkbox"/> SERVANT <input type="checkbox"/> OTHER (Specify)					

FORM 10 637

1910 CENSUS INDEX - INDIVIDUAL

U. S. DEPARTMENT OF COMMERCE
BUREAU OF THE CENSUS

91300		NAME OF INDIVIDUAL		TEXAS	
COLOR	W	AGE	67	BIRTHPLACE	Ala
COUNTY			Titus	CITY	
ENUMERATED WITH			Wood Peter H		
RELATIONSHIP TO ABOVE					
<input type="checkbox"/> SON	<input type="checkbox"/> NEPHEW	<input type="checkbox"/> STEPSON			
<input type="checkbox"/> DAUGHTER	<input type="checkbox"/> NIECE	<input type="checkbox"/> STEPDAUGHTER			
<input type="checkbox"/> BROTHER	<input type="checkbox"/> FATHER-IN-LAW	<input type="checkbox"/> COUSIN			
<input type="checkbox"/> SISTER	<input type="checkbox"/> MOTHER-IN-LAW	<input type="checkbox"/> HIRED MAN			
<input type="checkbox"/> FATHER	<input type="checkbox"/> SON-IN-LAW	<input type="checkbox"/> ROOMER			
<input type="checkbox"/> MOTHER	<input type="checkbox"/> DAUGHTER-IN-LAW	<input type="checkbox"/> SERVANT			
<input type="checkbox"/> GRANDSON	<input type="checkbox"/> BROTHER-IN-LAW	<input type="checkbox"/> OTHER (Specify)			
<input type="checkbox"/> GRANDDAUGHTER	<input type="checkbox"/> SISTER-IN-LAW	<input type="checkbox"/>			
<input type="checkbox"/> GRANDCHILD	<input type="checkbox"/> ORPHAN	<input type="checkbox"/>			

E.D. 135
SHEET 2
VOL. 135

FORM BC-617 (2-15-07)
FORMERLY 10-617

1910 CENSUS INDEX - INDIVIDUAL

U.S. DEPARTMENT OF COMMERCE
BUREAU OF THE CENSUS

TEXAS

W 300	NAME OF INDIVIDUAL <i>W. White, Louise B</i>		E.O. 44	SHEET 93
COLOR <i>W</i>	AGE <i>11</i>	BIRTHPLACE <i>La</i>	VOL. <i>121</i>	
COUNTY <i>Rusk</i>		CITY		
ENUMERATED WITH <i>White, William P</i>				
RELATIONSHIP TO ABOVE				
<input type="checkbox"/> SON	<input type="checkbox"/> NEPHEW	<input type="checkbox"/> STEPSON		
<input type="checkbox"/> DAUGHTER	<input checked="" type="checkbox"/> NIECE	<input type="checkbox"/> STEPDAUGHTER		
<input type="checkbox"/> BROTHER	<input type="checkbox"/> FATHER-IN-LAW	<input type="checkbox"/> COUSIN		
<input type="checkbox"/> SISTER	<input type="checkbox"/> MOTHER-IN-LAW	<input type="checkbox"/> HIRED MAN		
<input type="checkbox"/> FATHER	<input type="checkbox"/> SON-IN-LAW	<input type="checkbox"/> ROOMER		
<input type="checkbox"/> MOTHER	<input type="checkbox"/> DAUGHTER-IN-LAW	<input type="checkbox"/> SERVANT		
<input type="checkbox"/> GRANDSON	<input type="checkbox"/> BROTHER-IN-LAW	<input type="checkbox"/> OTHER (Specify)		
<input type="checkbox"/> GRANDDAUGHTER	<input type="checkbox"/> SISTER-IN-LAW			
<input type="checkbox"/> GRANDCHILD	<input type="checkbox"/> ORPHAN			

FORM 10-637
1910 CENSUS INDEX - INDIVIDUAL

U. S. DEPARTMENT OF COMMERCE
BUREAU OF THE CENSUS

TEXAS

W300		NAME OF INDIVIDUAL Witt Louise		E.D. 111	SHEET 342
COLOR W	AGE 66	BIRTHPLACE Ala		VOL. 99	
COUNTY McLennan			CITY		
ENUMERATED WITH McLean W M.					
RELATIONSHIP TO ABOVE					
<input type="checkbox"/> SON	<input type="checkbox"/> NEPHEW	<input type="checkbox"/> STEPSON			
<input type="checkbox"/> DAUGHTER	<input type="checkbox"/> NIECE	<input type="checkbox"/> STEPDAUGHTER			
<input type="checkbox"/> BROTHER	<input type="checkbox"/> FATHER-IN-LAW	<input type="checkbox"/> COUSIN			
<input type="checkbox"/> SISTER	<input checked="" type="checkbox"/> MOTHER-IN-LAW	<input type="checkbox"/> HIRED MAN			
<input type="checkbox"/> FATHER	<input type="checkbox"/> SON-IN-LAW	<input type="checkbox"/> ROOMER			
<input type="checkbox"/> MOTHER	<input type="checkbox"/> DAUGHTER-IN-LAW	<input type="checkbox"/> SERVANT			
<input type="checkbox"/> GRANDSON	<input type="checkbox"/> BROTHER-IN-LAW	<input type="checkbox"/> OTHER (Specify)			
<input type="checkbox"/> GRANDDAUGHTER	<input type="checkbox"/> SISTER-IN-LAW				
<input type="checkbox"/> GRANDCHILD	<input type="checkbox"/> ORPHAN				

FORM 10 637

1910 CENSUS INDEX - INDIVIDUAL

U.S. DEPARTMENT OF COMMERCE
BUREAU OF THE CENSUS

W 300		NAME OF INDIVIDUAL Wood Louise		E.D. 217	SHEET 247
COLOR W	AGE 17	BIRTHPLACE mo		VOL. 114	
COUNTY San Saba			CITY		
ENUMERATED WITH Latham J L					
RELATIONSHIP TO ABOVE					
<input type="checkbox"/> SON	<input type="checkbox"/> NEPHEW	<input type="checkbox"/> STEPSON			
<input type="checkbox"/> DAUGHTER	<input type="checkbox"/> NIECE	<input type="checkbox"/> STEPDAUGHTER			
<input type="checkbox"/> BROTHER	<input type="checkbox"/> FATHER-IN-LAW	<input type="checkbox"/> COUSIN			
<input type="checkbox"/> SISTER	<input type="checkbox"/> MOTHER-IN-LAW	<input type="checkbox"/> HIRED MAN			
<input type="checkbox"/> FATHER	<input type="checkbox"/> SON-IN-LAW	<input type="checkbox"/> ROOMER			
<input type="checkbox"/> MOTHER	<input type="checkbox"/> DAUGHTER-IN-LAW	<input type="checkbox"/> SERVANT			
<input type="checkbox"/> GRANDSON	<input type="checkbox"/> BROTHER-IN-LAW	<input type="checkbox"/> OTHER (Specify)			
<input type="checkbox"/> GRANDDAUGHTER	<input type="checkbox"/> SISTER-IN-LAW				
<input type="checkbox"/> GRANDCHILD	<input checked="" type="checkbox"/> ORPHAN				

FORM 10-637 (8-16-62)

1910 CENSUS INDEX - INDIVIDUAL

U.S. DEPARTMENT OF COMMERCE
BUREAU OF THE CENSUS

* GPO : 1962 O-641483

TEXAS

12/300		NAME OF INDIVIDUAL Wood Louise		E.D. 91	SHEET 4
COLOR W	AGE 29	BIRTHPLACE		VOL. 68	
COUNTY Harris			CITY Houston		
ENUMERATED WITH No Head Shown					
RELATIONSHIP TO ABOVE					
<input type="checkbox"/> SON	<input type="checkbox"/> NEPHEW	<input type="checkbox"/> STEPSON			
<input type="checkbox"/> DAUGHTER	<input checked="" type="checkbox"/> NIECE	<input type="checkbox"/> STEPDAUGHTER			
<input type="checkbox"/> BROTHER	<input type="checkbox"/> FATHER-IN-LAW	<input type="checkbox"/> COUSIN			
<input type="checkbox"/> SISTER	<input type="checkbox"/> MOTHER-IN-LAW	<input type="checkbox"/> HIRED MAN			
<input type="checkbox"/> FATHER	<input type="checkbox"/> SON-IN-LAW	<input type="checkbox"/> ROOMER			
<input type="checkbox"/> MOTHER	<input type="checkbox"/> DAUGHTER-IN-LAW	<input type="checkbox"/> SERVANT			
<input type="checkbox"/> GRANDSON	<input type="checkbox"/> BROTHER-IN-LAW	<input type="checkbox"/> OTHER (Specify)			
<input type="checkbox"/> GRANDDAUGHTER	<input type="checkbox"/> SISTER-IN-LAW				
<input type="checkbox"/> GRANDCHILD	<input type="checkbox"/> ORPHAN				

FORM 10 637
1910 CENSUS INDEX - INDIVIDUAL

U.S. DEPARTMENT OF COMMERCE
BUREAU OF THE CENSUS

-TEXAS

10300	NAME OF INDIVIDUAL <i>Wood, Louise</i>		E.D. <i>46</i>	SHEET <i>158</i>
COLOR <i>W</i>	AGE <i>43</i>	BIRTHPLACE <i>Ark</i>	VOL. <i>66</i>	
COUNTY <i>Harris</i>		CITY <i>Houston</i>		
ENUMERATED WITH <i>Martin, George W</i>				
RELATIONSHIP TO ABOVE				
<input type="checkbox"/> SON	<input type="checkbox"/> NEPHEW	<input type="checkbox"/> STEPSON		
<input type="checkbox"/> DAUGHTER	<input type="checkbox"/> NIECE	<input type="checkbox"/> STEPDAUGHTER		
<input type="checkbox"/> BROTHER	<input type="checkbox"/> FATHER-IN-LAW	<input type="checkbox"/> COUSIN		
<input type="checkbox"/> SISTER	<input type="checkbox"/> MOTHER-IN-LAW	<input type="checkbox"/> HIRED MAN		
<input type="checkbox"/> FATHER	<input type="checkbox"/> SON-IN-LAW	<input checked="" type="checkbox"/> ROOMER		
<input type="checkbox"/> MOTHER	<input type="checkbox"/> DAUGHTER-IN-LAW	<input type="checkbox"/> SERVANT		
<input type="checkbox"/> GRANDSON	<input type="checkbox"/> BROTHER-IN-LAW	<input type="checkbox"/> OTHER (Specify)		
<input type="checkbox"/> GRANDDAUGHTER	<input type="checkbox"/> SISTER-IN-LAW			
<input type="checkbox"/> GRANDCHILD	<input type="checkbox"/> ORPHAN			

FORM 10-637

1910 CENSUS INDEX - INDIVIDUAL

U. S. DEPARTMENT OF COMMERCE
BUREAU OF THE CENSUS

TEXAS

10300	HEAD OF FAMILY White House		E/D. 1/10	SHEET 212
COLOR 2	AGE 49	BIRTHPLACE	VOL. 69	
COUNTY Harris		CITY		
OTHER MEMBERS OF FAMILY				
NAME		RELATIONSHIP	AGE	BIRTHPLACE
Eustis		S	17	
Charles		S	13	
Robertson, James		D	25	
John		SC	25	
Richardson, Ilya		M	14	Ala

FORM 10 636
1910 CENSUS INDEX - FAMILY

U. S. DEPARTMENT OF COMMERCE
BUREAU OF THE CENSUS

TEXAS

W 300		HEAD OF FAMILY		E.D. 92		SHEET 137	
COLOR 13	AGE 32	BIRTHPLACE -2 15		VOL. 169			
COUNTY Navarro				CITY			
OTHER MEMBERS OF FAMILY							
NAME		RELATIONSHIP		AGE		BIRTHPLACE	
/ William		6		18		U.S.	
Pearl		Wife		25			

FORM 10 636

1910 CENSUS INDEX - FAMILY

U. S. DEPARTMENT OF COMMERCE
BUREAU OF THE CENSUS

TEXAS

W300	NAME OF INDIVIDUAL Wood Louise		E.D. 106	SHEET 375
COLOR W	AGE 8	BIRTHPLACE	VOL. 138	
COUNTY Trinity		CITY		
ENUMERATED WITH Sweeney Mattie E.				
RELATIONSHIP TO ABOVE				
<input type="checkbox"/> SON	<input type="checkbox"/> NEPHEW	<input type="checkbox"/> STEPSON		
<input type="checkbox"/> DAUGHTER	<input type="checkbox"/> NIECE	<input type="checkbox"/> STEPDAUGHTER		
<input type="checkbox"/> BROTHER	<input type="checkbox"/> FATHER-IN-LAW	<input type="checkbox"/> COUSIN		
<input type="checkbox"/> SISTER	<input type="checkbox"/> MOTHER-IN-LAW	<input type="checkbox"/> HIRED MAN		
<input type="checkbox"/> FATHER	<input type="checkbox"/> SON-IN-LAW	<input checked="" type="checkbox"/> ROOMER		
<input type="checkbox"/> MOTHER	<input type="checkbox"/> DAUGHTER-IN-LAW	<input type="checkbox"/> SERVANT		
<input type="checkbox"/> GRANDSON	<input type="checkbox"/> BROTHER-IN-LAW	<input type="checkbox"/> OTHER (Specify)		
<input type="checkbox"/> GRANDDAUGHTER	<input type="checkbox"/> SISTER-IN-LAW			
<input type="checkbox"/> GRANDCHILD	<input type="checkbox"/> ORPHAN			

FORM BC-627 (5-5-67)
FORMERLY 10-637

U.S. DEPARTMENT OF COMMERCE
BUREAU OF THE CENSUS

1910 CENSUS INDEX - INDIVIDUAL

TEXAS

W 300	NAME OF INDIVIDUAL Wade Louise Jr.		E.D. 30	SHEET 51
COLOR B	AGE 9	BIRTHPLACE	VOL. 33	
COUNTY Dallas		CITY Dallas		
ENUMERATED WITH - Wade Louise				
RELATIONSHIP TO ABOVE				
<input type="checkbox"/> SON	<input type="checkbox"/> NEPHEW	<input type="checkbox"/> STEPSON		
<input type="checkbox"/> DAUGHTER	<input type="checkbox"/> NIECE	<input type="checkbox"/> STEPDAUGHTER		
<input type="checkbox"/> BROTHER	<input type="checkbox"/> FATHER-IN-LAW	<input type="checkbox"/> COUSIN		
<input type="checkbox"/> SISTER	<input type="checkbox"/> MOTHER-IN-LAW	<input type="checkbox"/> HIRED MAN		
<input type="checkbox"/> FATHER	<input type="checkbox"/> SON-IN-LAW	<input type="checkbox"/> ROOMER		
<input type="checkbox"/> MOTHER	<input type="checkbox"/> DAUGHTER-IN-LAW	<input type="checkbox"/> SERVANT		
<input type="checkbox"/> GRANDSON	<input type="checkbox"/> BROTHER-IN-LAW	<input type="checkbox"/> OTHER (Specify)		
<input checked="" type="checkbox"/> GRANDDAUGHTER	<input type="checkbox"/> SISTER-IN-LAW			
<input type="checkbox"/> GRANDCHILD	<input type="checkbox"/> ORPHAN			

FORM 10-637
1910 CENSUS INDEX - INDIVIDUAL

U.S. DEPARTMENT OF COMMERCE
BUREAU OF THE CENSUS

TEXAS

W 300		NAME OF INDIVIDUAL Wyatt Louise		E.D. 35	SHEET 79
COLOR W	AGE 19	BIRTHPLACE		VOL. 33	
COUNTY Dallas		CITY Dallas			
ENUMERATED WITH Wyatt, Wm A					
RELATIONSHIP TO ABOVE					
<input type="checkbox"/> SON	<input type="checkbox"/> NEPHEW	<input type="checkbox"/> STEPSON			
<input type="checkbox"/> DAUGHTER	<input type="checkbox"/> NIECE	<input type="checkbox"/> STEPDAUGHTER			
<input type="checkbox"/> BROTHER	<input type="checkbox"/> FATHER-IN-LAW	<input type="checkbox"/> COUSIN			
<input type="checkbox"/> SISTER	<input type="checkbox"/> MOTHER-IN-LAW	<input type="checkbox"/> HIRED MAN			
<input type="checkbox"/> FATHER	<input type="checkbox"/> SON-IN-LAW	<input type="checkbox"/> ROOMER			
<input type="checkbox"/> MOTHER	<input type="checkbox"/> DAUGHTER-IN-LAW	<input type="checkbox"/> SERVANT			
<input type="checkbox"/> GRANDSON	<input type="checkbox"/> BROTHER-IN-LAW	<input checked="" type="checkbox"/> OTHER (Specify)			
<input type="checkbox"/> GRANDDAUGHTER	<input type="checkbox"/> SISTER-IN-LAW	Ad D			
<input type="checkbox"/> GRANDCHILD	<input type="checkbox"/> ORPHAN				

FORM 10-637
1910 CENSUS INDEX - INDIVIDUAL

U.S. DEPARTMENT OF COMMERCE
BUREAU OF THE CENSUS

TEXAS

41300 HEAD OF FAMILY		Wade - Louise		E.D.	SHEET
COLOR	AGE	BIRTHPLACE		30	54
B	57	La.		VOL.	33
COUNTY			CITY		
Dallas			Dallas		
OTHER MEMBERS OF FAMILY					
NAME		RELATIONSHIP	AGE	BIRTHPLACE	
Wesleys Jr		S	35	Tenn.	
Wesleys Jr		S	14	1	
- Aloysius		H	11		
Louise		Pr	9		

FORM 10 636
1910 CENSUS INDEX - FAMILY

U. S. DEPARTMENT OF COMMERCE
BUREAU OF THE CENSUS

TEXAS

W 300		NAME OF INDIVIDUAL <i>White Louisa</i>		E.D. <i>25</i>	SHEET <i>40</i>
COLOR <i>W</i>	AGE <i>79</i>	BIRTHPLACE <i>Tenn</i>		VOL. <i>11</i>	
COUNTY <i>Bexar</i>			CITY <i>San Antonio</i>		
ENUMERATED WITH <i>Gregg Amanda J</i>					
RELATIONSHIP TO ABOVE					
<input type="checkbox"/> SON	<input type="checkbox"/> NEPHEW	<input type="checkbox"/> STEPSON			
<input type="checkbox"/> DAUGHTER	<input type="checkbox"/> NIECE	<input type="checkbox"/> STEPDAUGHTER			
<input type="checkbox"/> BROTHER	<input type="checkbox"/> FATHER-IN-LAW	<input type="checkbox"/> COUSIN			
<input type="checkbox"/> SISTER	<input type="checkbox"/> MOTHER-IN-LAW	<input type="checkbox"/> HIRED MAN			
<input type="checkbox"/> FATHER	<input type="checkbox"/> SON-IN-LAW	<input type="checkbox"/> ROOMER			
<input checked="" type="checkbox"/> MOTHER	<input type="checkbox"/> DAUGHTER-IN-LAW	<input type="checkbox"/> SERVANT			
<input type="checkbox"/> GRANDSON	<input type="checkbox"/> BROTHER-IN-LAW	<input type="checkbox"/> OTHER (Specify)			
<input type="checkbox"/> GRANDDAUGHTER	<input type="checkbox"/> SISTER-IN-LAW				
<input type="checkbox"/> GRANDCHILD	<input type="checkbox"/> ORPHAN				

FORM 10-637
1910 CENSUS INDEX - INDIVIDUAL

U.S. DEPARTMENT OF COMMERCE
BUREAU OF THE CENSUS

TEXAS

10300		HEAD OF FAMILY		E.D.	SHEET
COLOR	70	AGE	66	67	389
	B	BIRTHPLACE	Tex. Louisiana	VOL.	67
COUNTY	Harris		CITY Houston		
OTHER MEMBERS OF FAMILY					
NAME		RELATIONSHIP	AGE	BIRTHPLACE	
living alone					

FORM 10 636
-1910 CENSUS INDEX - FAMILY

U.S. DEPARTMENT OF COMMERCE
BUREAU OF THE CENSUS

TEXAS

W 300	HEAD OF FAMILY Whites Louis W		E.O. 715	SHEET 130
COLOR B	AGE 34	BIRTHPLACE	VOL 82	
COUNTY Karnes	CITY			
OTHER MEMBERS OF FAMILY				
	NAME	RELATIONSHIP	AGE	BIRTHPLACE
	Emma	W	35	
	Lula	D	14	
	Nola	D	7	
	Peerley	D	5	
	David	S	1 1/2	
	E. L. Moses	FL	65	Mex
	Eddie	BL	37	

FORM 10-636A

1910 CENSUS INDEX - INDIVIDUAL

U.S. DEPARTMENT OF COMMERCE
BUREAU OF THE CENSUS

TEXAS

W 300	HEAD OF FAMILY White Louis T		E.D. 10	SHEET 5
COLOR W	AGE 56	BIRTHPLACE S. C.	VOL. 29	
COUNTY Comanche	CITY Comanche			
OTHER MEMBERS OF FAMILY				
NAME		RELATIONSHIP	AGE	BIRTHPLACE
Mary F		W	48	Ga.
Clara B		D	18	

FORM 10-536

1910 CENSUS INDEX - FAMILY

U. S. DEPARTMENT OF COMMERCE
BUREAU OF THE CENSUS

TEXAS

10300	HEAD OF FAMILY Wood Lewis S.		E.D. 124	SHEET 219
COLOR W	AGE 39	BIRTHPLACE -	VOL. 80	
COUNTY Hunt	CITY			
OTHER MEMBERS OF FAMILY				
	NAME	RELATIONSHIP	AGE	BIRTHPLACE
	Della	W	32	
	Bessie	D	14	
	Vadec	A	11	
	Guy	S	10	
	Clita	D	7	
	Ernie	D	1/2	

FORM 10 638

1910 CENSUS INDEX - FAMILY

U S DEPARTMENT OF COMMERCE
BUREAU OF THE CENSUS

TEXAS

W-300		NAME OF INDIVIDUAL <i>White Louis J</i>		E.D. <i>47</i>	SHEET <i>53</i>
COLOR <i>W</i>	AGE <i>34</i>	BIRTHPLACE <i>La Gr</i>		VOL. <i>56</i>	
COUNTY <i>Galveston</i>		CITY <i>Galveston</i>			
ENUMERATED WITH <i>Robertson, Herbert A</i>					
RELATIONSHIP TO ABOVE					
<input type="checkbox"/> SON	<input type="checkbox"/> NEPHEW	<input type="checkbox"/> STEPSON			
<input type="checkbox"/> DAUGHTER	<input type="checkbox"/> NIECE	<input type="checkbox"/> STEPDAUGHTER			
<input type="checkbox"/> BROTHER	<input type="checkbox"/> FATHER-IN-LAW	<input type="checkbox"/> COUSIN			
<input type="checkbox"/> SISTER	<input type="checkbox"/> MOTHER-IN-LAW	<input type="checkbox"/> HIRED MAN			
<input type="checkbox"/> FATHER	<input checked="" type="checkbox"/> SON-IN-LAW	<input type="checkbox"/> ROOMER			
<input type="checkbox"/> MOTHER	<input type="checkbox"/> DAUGHTER-IN-LAW	<input type="checkbox"/> SERVANT			
<input type="checkbox"/> GRANDSON	<input type="checkbox"/> BROTHER-IN-LAW	<input type="checkbox"/> OTHER (Specify)			
<input type="checkbox"/> GRANDDAUGHTER	<input type="checkbox"/> SISTER-IN-LAW				
<input type="checkbox"/> GRANDCHILD	<input type="checkbox"/> ORPHAN				

FORM 10-637
1910 CENSUS INDEX - INDIVIDUALU.S. DEPARTMENT OF COMMERCE
BUREAU OF THE CENSUS

TEXAS

45300		HEAD OF FAMILY		E.D.		SHEET	
Winters		Louis H		19		19	
COLOR	AGE	BIRTHPLACE		VOL.			
W	16	Durham		28			
COUNTY			CITY				
Colorado							
OTHER MEMBERS OF FAMILY							
NAME		RELATIONSHIP		AGE		BIRTHPLACE	
Bernice		S		31			
Tillie		D		28			
Louis Jr		S		24			
4 1 se							

FORM 10-636
1910 CENSUS INDEX - FAMILY

U.S. DEPARTMENT OF COMMERCE
BUREAU OF THE CENSUS

TEXAS

	HEAD OF FAMILY		Witt, Louis L.		E.D.	SHEET
COLOR	W	AGE	57	BIRTHPLACE	73	164
COUNTY	Harris		CITY		VOL.	-
			Houston		67	-
OTHER MEMBERS OF FAMILY						
	NAME	RELATIONSHIP	AGE	BIRTHPLACE		
	Maria	W	53	Tex		

FORM 10 636

1910 CENSUS INDEX - FAMILY

U. S. DEPARTMENT OF COMMERCE
BUREAU OF THE CENSUS

TEXAS

10300	HEAD OF FAMILY		W. H. White, Louise	E.O.	SHEET
				50	240
COLOR	AGE	BIRTHPLACE		VOL.	
W	35	Mo		66	
COUNTY	HARRIS		CITY	Houston	
OTHER MEMBERS OF FAMILY					
NAME		RELATIONSHIP	AGE	BIRTHPLACE	
1 Betty		W	32		
Holden, Betty		ML	65	Texas	
1 Maggie		SIL	17		
3 L					

FORM 10-636
 1910 CENSUS INDEX - FAMILY

U. S. DEPARTMENT OF COMMERCE
 BUREAU OF THE CENSUS

TEXAS

10300	HEAD OF FAMILY Wheat Louis F		E.D. 6	SHEET 15
COLOR W	AGE 39	BIRTHPLACE Miss	VOL. 2	
COUNTY -	CITY Angelina			
OTHER MEMBERS OF FAMILY				
NAME		RELATIONSHIP	AGE	BIRTHPLACE
Mary		w	42	
-				
-				
-				
-				
-				
-				
-				

FORM 10-636
1910 CENSUS INDEX - FAMILY

U. S. DEPARTMENT OF COMMERCE
BUREAU OF THE CENSUS

TEXAS

W 300	HEAD OF FAMILY		White Louis D	E.O.	SHEET
COLOR	AGE	BIRTHPLACE		VOL.	
W	39	Tenn		45	
COUNTY	CITY				
	El Paso		El Paso		
OTHER MEMBERS OF FAMILY					
NAME		RELATIONSHIP	AGE	BIRTHPLACE	
Mattie		W	36	Tenn	
Emmanuel D			9	Tenn	
Annie		W	35	Tenn	
7/80					

FORM 10 636
1910 CENSUS INDEX - FAMILY

U. S. DEPARTMENT OF COMMERCE
BUREAU OF THE CENSUS

TEXAS

W 30	HEAD OF FAMILY		St. Louis		E.O.	SHEET
COLOR	AGE	BIRTHPLACE			62	190
W	50				VOL.	44
COUNTY			CITY			
OTHER MEMBERS OF FAMILY						
NAME		RELATIONSHIP	AGE	BIRTHPLACE		
Margaret		W	50			
Mary		S	22			
Edward F		S	9			
4 2 2						

FORM 10 636
1910 CENSUS INDEX - FAMILY

U. S. DEPARTMENT OF COMMERCE
BUREAU OF THE CENSUS

W300		HEAD OF FAMILY		TEXAS	
COLOR	W	AGE	31	BIRTHPLACE	W. Va., Lewis Co.
COUNTY	Gillespie			CITY	
E.D. 150 SHEET 147					
VOL. 56					
OTHER MEMBERS OF FAMILY					
NAME		RELATIONSHIP	AGE	BIRTHPLACE	
Mabel S.		W	22		
Aaron A		S	2		
Alva		S.	1 1/2		

TEXAS

	HEAD OF FAMILY	E.D.		SHEET
		26		110
COLOR	AGE	BIRTHPLACE		VOL.
	26			24
COUNTY	Dallas		CITY Dallas	
OTHER MEMBERS OF FAMILY				
	NAME	RELATIONSHIP	AGE	BIRTHPLACE
	Jeddie J.	W	24	
	Louise J.	S	7	

FORM 10 636
1910 CENSUS INDEX - FAMILY

U S. DEPARTMENT OF COMMERCE
BUREAU OF THE CENSUS

TEXAS

W 300	HEAD OF FAMILY		Wood, Louis R.		E.D.	SHEET
COLOR	AGE	BIRTHPLACE			140	507
W	40			La	VOL.	119
COUNTY				CITY		
San Augustine						
OTHER MEMBERS OF FAMILY						
NAME		RELATIONSHIP	AGE	BIRTHPLACE		
Irene		W	23			
Elton		S	4			
Curtis		S	2			
Evelina		D	2 1/2			

FORM 10-636
1910 CENSUS INDEX - FAMILY

U.S. DEPARTMENT OF COMMERCE
BUREAU OF THE CENSUS

TEXAS

10-300		HEAD OF FAMILY		Ward Louis A		E.D.	SHEET
COLOR	W	AGE	28	BIRTHPLACE	La	171	44
COUNTY				CITY			
Hill							
OTHER MEMBERS OF FAMILY							
NAME		RELATIONSHIP	AGE	BIRTHPLACE			
Lillian A		W	24				
Edna		S	3				
Estelle		D	5 1/2				

FORM 10 636
1910 CENSUS INDEX - FAMILY

U S DEPARTMENT OF COMMERCE
BUREAU OF THE CENSUS

TEXAS

W300	NAME OF INDIVIDUAL White Louis		E.O. 39	SHEET 207
COLOR W	AGE 24	BIRTHPLACE L	VOL. 73	
COUNTY Hood	CITY			
ENUMERATED WITH King Robert B.				
RELATIONSHIP TO ABOVE				
<input type="checkbox"/> SON	<input type="checkbox"/> NEPHEW	<input type="checkbox"/> STEPSON		
<input type="checkbox"/> DAUGHTER	<input type="checkbox"/> NIECE	<input type="checkbox"/> STEPDAUGHTER		
<input type="checkbox"/> BROTHER	<input type="checkbox"/> FATHER-IN-LAW	<input type="checkbox"/> COUSIN		
<input type="checkbox"/> SISTER	<input type="checkbox"/> MOTHER-IN-LAW	<input type="checkbox"/> HIRED MAN		
<input type="checkbox"/> FATHER	<input type="checkbox"/> SON-IN-LAW	<input checked="" type="checkbox"/> SPOUSE		
<input type="checkbox"/> MOTHER	<input type="checkbox"/> DAUGHTER-IN-LAW	<input type="checkbox"/> SERVANT		
<input type="checkbox"/> GRANDSON	<input type="checkbox"/> BROTHER-IN-LAW	<input type="checkbox"/> OTHER (Specify)		
<input type="checkbox"/> GRANDDAUGHTER	<input type="checkbox"/> SISTER-IN-LAW	_____		
<input type="checkbox"/> GRANDCHILD	<input type="checkbox"/> ORPHAN	_____		

FORM 10-637
1910 CENSUS INDEX - INDIVIDUAL

U.S. DEPARTMENT OF COMMERCE
BUREAU OF THE CENSUS

TEXAS

W300	NAME OF INDIVIDUAL <i>White, Louis</i>		E.O. 95	SHEET 115
COLOR B	AGE NR	BIRTHPLACE -	VOL. 128	
COUNTY Tarrant		CITY Fort Worth		
ENUMERATED WITH <i>Walkers, Mary</i>				
RELATIONSHIP TO ABOVE				
<input type="checkbox"/> SON	<input type="checkbox"/> NEPHEW	<input type="checkbox"/> STEPSON		
<input type="checkbox"/> DAUGHTER	<input type="checkbox"/> NIECE	<input type="checkbox"/> STEPDAUGHTER		
<input type="checkbox"/> BROTHER	<input type="checkbox"/> FATHER-IN-LAW	<input type="checkbox"/> COUSIN		
<input type="checkbox"/> SISTER	<input type="checkbox"/> MOTHER-IN-LAW	<input type="checkbox"/> HIRED MAN		
<input type="checkbox"/> FATHER	<input type="checkbox"/> SON-IN-LAW	<input checked="" type="checkbox"/> ROOMER		
<input type="checkbox"/> MOTHER	<input type="checkbox"/> DAUGHTER-IN-LAW	<input type="checkbox"/> SERVANT		
<input type="checkbox"/> GRANDSON	<input type="checkbox"/> BROTHER-IN-LAW	<input type="checkbox"/> OTHER (<i>Specify</i>)		
<input type="checkbox"/> GRANDDAUGHTER	<input type="checkbox"/> SISTER-IN-LAW			
<input type="checkbox"/> GRANDCHILD	<input type="checkbox"/> ORPHAN			

FORM 10-637
1910 CENSUS INDEX - INDIVIDUAL

U.S. DEPARTMENT OF COMMERCE
BUREAU OF THE CENSUS

TEXAS

W. 500	HEAD OF FAMILY Whitey Louis		E.D. 95	SHEET 98
COLOR B	AGE 30	BIRTHPLACE	VOL. 128	
COUNTY Tarrant		CITY Ft. Worth		
OTHER MEMBERS OF FAMILY				
NAME	RELATIONSHIP	AGE	BIRTHPLACE	
William	W	26		
Wadia L	D	10		

FORM 10-636
1910 CENSUS INDEX - FAMILY

U.S. DEPARTMENT OF COMMERCE
BUREAU OF THE CENSUS

TEXAS

No. 300		HEAD OF FAMILY <i>White Louis</i>		E.O. 282	SHEET 4
COLOR B	AGE 25	BIRTHPLACE		VOL. 132	
COUNTY Tom Green		CITY San Angelo			
OTHER MEMBERS OF FAMILY					
NAME		RELATION- SHIP	AGE	BIRTHPLACE	
7 <i>Hirietta</i>		<i>W</i>	<i>25</i>		

FORM 10-636

1910 CENSUS INDEX - FAMILY

U.S. DEPARTMENT OF COMMERCE
BUREAU OF THE CENSUS

TEXAS

L.S.		HEAD OF FAMILY		E.D.	SHEET
		Wetzie Louis		121	168
COLOR	AGE	BIRTHPLACE		VOL.	
W	75			70	
COUNTY			CITY		
Harris					
OTHER MEMBERS OF FAMILY					
NAME		RELATIONSHIP	AGE	BIRTHPLACE	
Minnie S.		W	40		
Kate S.		D	18		

FORM 10-636

1910 CENSUS INDEX - FAMILY

U. S. DEPARTMENT OF COMMERCE
BUREAU OF THE CENSUS

TEXAS

4300	HEAD OF FAMILY		E.O.	SHEET
	White Louis		111	257
COLOR	AGE	BIRTHPLACE	VOL.	
B	50		69	
COUNTY	Harris		CITY	
OTHER MEMBERS OF FAMILY				
NAME		RELATIONSHIP	AGE	BIRTHPLACE
Living alone				

FORM 10-636
1910 CENSUS INDEX - FAMILY

U.S. DEPARTMENT OF COMMERCE
BUREAU OF THE CENSUS

TEXAS

W300	HEAD OF FAMILY <i>White Louis</i>		E.D. 67	SHEET 379
COLOR B	AGE 29	BIRTHPLACE	VOL. 67	
COUNTY Harris	CITY Houston			
OTHER MEMBERS OF FAMILY				
NAME		RELATION- SHIP	AGE	BIRTHPLACE
I <i>Edna</i>		<i>w</i>	<i>24</i>	<i>La.</i>

FORM 10 636
1910 CENSUS INDEX - FAMILY

U S DEPARTMENT OF COMMERCE
BUREAU OF THE CENSUS

TEXAS

W 300	NAME OF INDIVIDUAL <i>W. L. Witt</i>		E. D. <i>91</i>	SHEET <i>52</i>
COLOR <i>B</i>	AGE <i>45</i>	BIRTHPLACE <i>Louis</i>	VOL. <i>68</i>	
COUNTY <i>Harris</i>		CITY <i>Houston</i>		
ENUMERATED WITH <i>Ammerels D.</i>				
RELATIONSHIP TO ABOVE				
<input type="checkbox"/> SON	<input type="checkbox"/> NEPHEW	<input type="checkbox"/> STEPSON		
<input type="checkbox"/> DAUGHTER	<input type="checkbox"/> NIECE	<input type="checkbox"/> STEPDAUGHTER		
<input type="checkbox"/> BROTHER	<input type="checkbox"/> FATHER-IN-LAW	<input type="checkbox"/> COUSIN		
<input type="checkbox"/> SISTER	<input type="checkbox"/> MOTHER-IN-LAW	<input type="checkbox"/> HIRED MAN		
<input type="checkbox"/> FATHER	<input type="checkbox"/> SON-IN-LAW	<input type="checkbox"/> ROOMER		
<input type="checkbox"/> MOTHER	<input type="checkbox"/> DAUGHTER-IN-LAW	<input checked="" type="checkbox"/> SERVANT		
<input type="checkbox"/> GRANDSON	<input type="checkbox"/> BROTHER-IN-LAW	<input type="checkbox"/> OTHER (Specify)		
<input type="checkbox"/> GRANDDAUGHTER	<input type="checkbox"/> SISTER-IN-LAW			
<input type="checkbox"/> GRANDCHILD	<input type="checkbox"/> ORPHAN			

FORM 10 637
1910 CENSUS INDEX - INDIVIDUAL

U. S. DEPARTMENT OF COMMERCE
BUREAU OF THE CENSUS

TEXAS

1-300	HEAD OF FAMILY Waller, Louis		E.D. 169	SHEET 190
COLOR B	AGE 24	BIRTHPLACE	VOL. 134	
COUNTY Waller		CITY		
OTHER MEMBERS OF FAMILY				
NAME		RELATIONSHIP	AGE	BIRTHPLACE
L. Waller		W	17	
L. Waller		D	2	
H. Waller		D	12	
J. Waller, W. Waller		Son	20	
B. Waller, W. Waller		M		

FORM 10 636
1910 CENSUS INDEX - FAMILY

U.S. DEPARTMENT OF COMMERCE
BUREAU OF THE CENSUS

TEXAS

W 300	NAME OF INDIVIDUAL <i>White Louis</i>		E.D. <i>86</i>	SHEET <i>106</i>
COLOR <i>B-</i>	AGE <i>7</i>	BIRTHPLACE	VOL. <i>59</i>	
COUNTY <i>Gonzales</i>		CITY		
ENUMERATED WITH <i>Gaston Laney</i>				
RELATIONSHIP TO ABOVE				
<input type="checkbox"/> SON	<input type="checkbox"/> NEPHEW	<input type="checkbox"/> STEPSON		
<input type="checkbox"/> DAUGHTER	<input type="checkbox"/> NIECE	<input type="checkbox"/> STEPDAUGHTER		
<input type="checkbox"/> BROTHER	<input type="checkbox"/> FATHER-IN-LAW	<input type="checkbox"/> COUSIN		
<input type="checkbox"/> SISTER	<input type="checkbox"/> MOTHER-IN-LAW	<input type="checkbox"/> HIRED MAN		
<input type="checkbox"/> FATHER	<input type="checkbox"/> SON-IN-LAW	<input type="checkbox"/> ROOMER		
<input type="checkbox"/> MOTHER	<input type="checkbox"/> DAUGHTER-IN-LAW	<input type="checkbox"/> SERVANT		
<input type="checkbox"/> GRANDSON	<input type="checkbox"/> BROTHER-IN-LAW	<input checked="" type="checkbox"/> OTHER (Specify)		
<input type="checkbox"/> GRANDDAUGHTER	<input type="checkbox"/> SISTER-IN-LAW	<i>Ad. S.</i>		
<input type="checkbox"/> GRANDCHILD	<input type="checkbox"/> ORPHAN			

FORM 10.637

1910 CENSUS INDEX - INDIVIDUAL

U. S. DEPARTMENT OF COMMERCE
BUREAU OF THE CENSUS

TEXAS

W-300		HEAD OF FAMILY		E.D.	SHEET
		White Louis		100	163
COLOR	AGE	BIRTHPLACE		VOL.	
B	35			59	
COUNTY			CITY		
Gonzales					
OTHER MEMBERS OF FAMILY					
NAME		RELATIONSHIP	AGE	BIRTHPLACE	
Minnie		W	32		
Marion		S	14		
Corinne		D	7		
Louis		S	6		
Veo		S	3		
Lula B		D	17		

FORM 10-636
1910 CENSUS INDEX - FAMILY

U.S. DEPARTMENT OF COMMERCE
BUREAU OF THE CENSUS

W300		NAME OF INDIVIDUAL		TEXAS	
COLOR		AGE	BIRTHPLACE	E.D.	SHEET
B		65	Louis	85	56
COUNTY				VOL.	
Gonzales				CITY	59
ENUMERATED WITH					
White Jim					
RELATIONSHIP TO ABOVE					
<input type="checkbox"/> SON	<input type="checkbox"/> NEPHEW	<input type="checkbox"/> STEPSON			
<input type="checkbox"/> DAUGHTER	<input type="checkbox"/> NIECE	<input type="checkbox"/> STEPDAUGHTER			
<input type="checkbox"/> BROTHER	<input type="checkbox"/> FATHER-IN-LAW	<input type="checkbox"/> COUSIN			
<input type="checkbox"/> SISTER	<input type="checkbox"/> MOTHER-IN-LAW	<input type="checkbox"/> HIRED MAN			
<input checked="" type="checkbox"/> FATHER	<input type="checkbox"/> SON-IN-LAW	<input type="checkbox"/> ROOMER			
<input type="checkbox"/> MOTHER	<input type="checkbox"/> DAUGHTER-IN-LAW	<input type="checkbox"/> SERVANT			
<input type="checkbox"/> GRANDSON	<input type="checkbox"/> BROTHER-IN-LAW	<input type="checkbox"/> OTHER (Specify)			
<input type="checkbox"/> GRANDDAUGHTER	<input type="checkbox"/> SISTER-IN-LAW				
<input type="checkbox"/> GRANDCHILD	<input type="checkbox"/> ORPHAN				

FORM 10.637
 1910 CENSUS INDEX - INDIVIDUAL

U. S. DEPARTMENT OF COMMERCE
 BUREAU OF THE CENSUS

TEXAS

W300	NAME OF INDIVIDUAL <i>White Louis</i>		E.D. 90	SHEET 53
COLOR <i>W</i>	AGE 20	BIRTHPLACE <i>Ala.</i>	VOL. 91	
COUNTY <i>Lamar</i>	CITY			
ENUMERATED WITH <i>Carter James</i>				
RELATIONSHIP TO ABOVE				
<input type="checkbox"/> SON	<input type="checkbox"/> NEPHEW	<input type="checkbox"/> STEPSON		
<input type="checkbox"/> DAUGHTER	<input type="checkbox"/> NIECE	<input type="checkbox"/> STEPDAUGHTER		
<input type="checkbox"/> BROTHER	<input type="checkbox"/> FATHER-IN-LAW	<input type="checkbox"/> COUSIN		
<input type="checkbox"/> SISTER	<input type="checkbox"/> MOTHER-IN-LAW	<input type="checkbox"/> HIRED MAN		
<input type="checkbox"/> FATHER	<input type="checkbox"/> SON-IN-LAW	<input checked="" type="checkbox"/> ROOMER		
<input type="checkbox"/> MOTHER	<input type="checkbox"/> DAUGHTER-IN-LAW	<input type="checkbox"/> SERVANT		
<input type="checkbox"/> GRANDSON	<input type="checkbox"/> BROTHER-IN-LAW	<input type="checkbox"/> OTHER (<i>Specify</i>)		
<input type="checkbox"/> GRANDDAUGHTER	<input type="checkbox"/> SISTER-IN-LAW			
<input type="checkbox"/> GRANDCHILD	<input type="checkbox"/> ORPHAN			

FORM 10-637

1910 CENSUS INDEX - INDIVIDUAL

U.S. DEPARTMENT OF COMMERCE
BUREAU OF THE CENSUS

TEXAS

W300	NAME OF INDIVIDUAL Wade Louis		E.D.	SHEET
COLOR	AGE 20	BIRTHPLACE	104	9
COUNTY	Dallas	CITY	VOL.	36
ENUMERATED WITH Carr Aniel C				
RELATIONSHIP TO ABOVE				
<input type="checkbox"/> SON	<input type="checkbox"/> NEPHEW	<input type="checkbox"/> STEPSON		
<input type="checkbox"/> DAUGHTER	<input type="checkbox"/> NIECE	<input type="checkbox"/> STEPDAUGHTER		
<input type="checkbox"/> BROTHER	<input type="checkbox"/> FATHER-IN-LAW	<input type="checkbox"/> COUSIN		
<input type="checkbox"/> SISTER	<input type="checkbox"/> MOTHER-IN-LAW	<input type="checkbox"/> UNCLE		
<input type="checkbox"/> FATHER	<input type="checkbox"/> SON-IN-LAW	<input type="checkbox"/> ROOMER		
<input type="checkbox"/> MOTHER	<input type="checkbox"/> DAUGHTER-IN-LAW	<input type="checkbox"/> SERVANT		
<input type="checkbox"/> GRANDSON	<input checked="" type="checkbox"/> BROTHER-IN-LAW	<input type="checkbox"/> OTHER (Specify)		
<input type="checkbox"/> GRANDDAUGHTER	<input type="checkbox"/> SISTER-IN-LAW			
<input type="checkbox"/> GRANDCHILD	<input type="checkbox"/> ORPHAN			

FORM 10-637
1910 CENSUS INDEX - INDIVIDUAL

U.S. DEPARTMENT OF COMMERCE
BUREAU OF THE CENSUS

TEXAS

W300	NAME OF INDIVIDUAL White Louis		E.O. 13	SHEET 14
COLOR W	AGE 47	BIRTHPLACE	VOL. 29	
COUNTY Comanche		CITY		
ENUMERATED WITH Gaston Bert				
RELATIONSHIP TO ABOVE				
<input type="checkbox"/> SON	<input type="checkbox"/> NEPHEW	<input type="checkbox"/> STEPSON		
<input checked="" type="checkbox"/> DAUGHTER	<input type="checkbox"/> NIECE	<input type="checkbox"/> STEPDAUGHTER		
<input type="checkbox"/> BROTHER	<input type="checkbox"/> FATHER-IN-LAW	<input type="checkbox"/> COUSIN		
<input type="checkbox"/> SISTER	<input type="checkbox"/> MOTHER-IN-LAW	<input type="checkbox"/> HIRED MAN		
<input type="checkbox"/> FATHER	<input type="checkbox"/> SON-IN-LAW	<input checked="" type="checkbox"/> ROOMER		
<input type="checkbox"/> MOTHER	<input type="checkbox"/> DAUGHTER-IN-LAW	<input type="checkbox"/> SERVANT		
<input type="checkbox"/> GRANDSON	<input type="checkbox"/> BROTHER-IN-LAW	<input type="checkbox"/> OTHER (Specify)		
<input type="checkbox"/> GRANDDAUGHTER	<input type="checkbox"/> SISTER-IN-LAW			
<input type="checkbox"/> GRANDCHILD	<input type="checkbox"/> ORPHAN			

FORM 10-637
1910 CENSUS INDEX - INDIVIDUAL

U. S. DEPARTMENT OF COMMERCE
BUREAU OF THE CENSUS

TEXAS

11300		HEAD OF FAMILY		E.D.	SHEET
COLOR	W	AGE	BIRTHPLACE	18	12
COUNTY	Henderson		CITY	Vol.	74
OTHER MEMBERS OF FAMILY					
NAME		RELATIONSHIP	AGE	BIRTHPLACE	
I - P. H.		W	58		
Helen Mary Finn		W	18		
James		W	15		
Cora D.		W	13		

FORM 10 638
1910 CENSUS INDEX - FAMILY

U. S. DEPARTMENT OF COMMERCE
BUREAU OF THE CENSUS

TEXAS

W300	HEAD OF FAMILY Wittie Lewis		E.D. 29	SHEET 9
COLOR W	AGE 25	BIRTHPLACE		VOL. 28
COUNTY	Colorado		CITY	
OTHER MEMBERS OF FAMILY				
NAME		RELATIONSHIP	AGE	BIRTHPLACE
Lena		U	24	
Lester		S	4	
Jimmie		S	6/12	
L. Lee				

FORM 10.636
1910 CENSUS INDEX - FAMILYU. S. DEPARTMENT OF COMMERCE
BUREAU OF THE CENSUS

TEXAS

10300	HEAD OF FAMILY <i>W. W. W. L. L. L.</i>		E.D. 141	SHEET 122
COLOR <i>lc</i>	AGE 30	BIRTHPLACE		VOL. 119
COUNTY	San Augustine		CITY	
OTHER MEMBERS OF FAMILY -				
	NAME	RELATIONSHIP	AGE	BIRTHPLACE
	<i>Rosey E.</i>	<i>W</i>	<i>22</i>	<i>La</i>
	<i>Hennis C.</i>	<i>S</i>	<i>6</i>	

FORM 10-636
1910 CENSUS INDEX - FAMILY

U. S. DEPARTMENT OF COMMERCE
BUREAU OF THE CENSUS

				TEXAS	
W300	HEAD OF FAMILY			Wood, Louis	
COLOR	W	AGE	60	BIRTHPLACE	
COUNTY	San Augustine			CITY	Ala
				E.D.	140
				SHEET	306
				VOL.	119
OTHER MEMBERS OF FAMILY					
NAME		RELATIONSHIP	AGE	BIRTHPLACE	
/	Amand D	W	42	Ala	
	Butler, Sarah	D	40	/	
/	Louis H	sp	16		
/	Thomas H	sp	14		
	Redden, Nancy	ni	45	Ala	

FORM 10-636
1910 CENSUS INDEX - FAMILY

U.S. DEPARTMENT OF COMMERCE
BUREAU OF THE CENSUS

			TEXAS	
W 300	NAME OF INDIVIDUAL <i>White Louis</i>		E.D.	SHEET
COLOR <i>B</i>	AGE <i>40</i>	BIRTHPLACE	<i>281</i>	<i>207</i>
COUNTY			VOL.	
<i>Tom Green</i>			<i>132</i>	
CITY			<i>San Angelo</i>	
ENUMERATED WITH <i>Dickson R. J.</i>				
RELATIONSHIP TO ABOVE				
<input type="checkbox"/> SON	<input type="checkbox"/> NEPHEW	<input type="checkbox"/> STEPSON		
<input type="checkbox"/> DAUGHTER	<input type="checkbox"/> NIECE	<input type="checkbox"/> STEPDAUGHTER		
<input type="checkbox"/> BROTHER	<input type="checkbox"/> FATHER-IN-LAW	<input type="checkbox"/> COUSIN		
<input type="checkbox"/> SISTER	<input type="checkbox"/> MOTHER-IN-LAW	<input type="checkbox"/> HIRED MAN		
<input type="checkbox"/> FATHER	<input type="checkbox"/> SON-IN-LAW	<input checked="" type="checkbox"/> ROOMER		
<input type="checkbox"/> MOTHER	<input type="checkbox"/> DAUGHTER-IN-LAW	<input type="checkbox"/> SERVANT		
<input type="checkbox"/> GRANDSON	<input type="checkbox"/> BROTHER-IN-LAW	<input type="checkbox"/> OTHER (Specify)		
<input type="checkbox"/> GRANDDAUGHTER	<input type="checkbox"/> SISTER-IN-LAW	<input type="checkbox"/>		
<input type="checkbox"/> GRANDCHILD	<input type="checkbox"/> ORPHAN	<input type="checkbox"/>		

FORM BC-627 (8-5-67)
FORMERLY D-637

1910 CENSUS INDEX - INDIVIDUAL

U.S. DEPARTMENT OF COMMERCE
BUREAU OF THE CENSUS

TEXAS

W300	HEAD OF FAMILY White, Louis		E.D.	SHEET
COLOR 2	AGE 64	BIRTHPLACE ala	VOL. 1	
COUNTY	Anderson		CITY Jalisco	
OTHER MEMBERS OF FAMILY				
	NAME	RELATIONSHIP	AGE	BIRTHPLACE
	Alice	W	51	ala
	Ezra	S	11	
	Antoine	S	16	

FORM 10-636
1910 CENSUS INDEX - FAMILY

U. S. DEPARTMENT OF COMMERCE
BUREAU OF THE CENSUS

TEXAS

6300	HEAD OF FAMILY White Louis		E.D. 48	SHEET 74
COLOR B	AGE 40	BIRTHPLACE		VOL. 71
COUNTY	Harrison		CITY Marshall	
OTHER MEMBERS OF FAMILY				
	NAME	RELATIONSHIP	AGE	BIRTHPLACE
-	Mary	W	35	
-	Subs Bell	D	14	
	Herbert	S	12	
	Margie Lee	D	9	
-	Louis	S	5	
	Louisa	S	5	

FORM 10-636
1910 CENSUS INDEX - FAMILY

U.S. DEPARTMENT OF COMMERCE
BUREAU OF THE CENSUS

TEXAS

W 300		HEAD OF FAMILY W Kate Louisa		E.D. 44	SHEET 21
COLOR W	AGE 34	BIRTHPLACE		VOL. 94	
COUNT Limestone			CITY Kosse		
OTHER MEMBERS OF FAMILY					
NAME		RELATION- SHIP	AGE	BIRTHPLACE	
1 Lula		W	21		

FORM 10 636
1910 CENSUS INDEX - FAMILY

U. S. DEPARTMENT OF COMMERCE
BUREAU OF THE CENSUS

TEXAS

66 300		HEAD OF FAMILY		white Louis		E.O.	SHEET
w		AGE	BIRTHPLACE		VOL.		
27				108			
COUNTY				CITY			
Navarro							
OTHER MEMBERS OF FAMILY							
NAME		RELATIONSHIP	AGE	BIRTHPLACE			
Louie		w	23				
Louie B		d	2				
Louis		d	3/2				

FORM 10 636 -
1910 CENSUS INDEX - FAMILY

U. S. DEPARTMENT OF COMMERCE
BUREAU OF THE CENSUS

TEXAS

U 300	HEAD OF FAMILY <i>Metta Louise</i>		E.D. <i>54</i>	SHEET <i>34</i>
COLOR <i>W</i>	AGE <i>39</i>	BIRTHPLACE <i>Tex</i>	VOL. <i>12</i>	
COUNTY <i>Bexar</i>	CITY <i>San Antonio</i>			
OTHER MEMBERS OF FAMILY				
NAME				
RELATIONSHIP				
AGE				
BIRTHPLACE				
	<i>Mama</i>	<i>W</i>	<i>30</i>	<i>Tex</i>
	<i>Willie</i>	<i>S</i>	<i>10</i>	
	<i>Alma</i>	<i>S</i>	<i>2</i>	

FORM 10 636
1910 CENSUS INDEX - FAMILY

U. S. DEPARTMENT OF COMMERCE
BUREAU OF THE CENSUS

TEXAS

W300		NAME OF INDIVIDUAL White		Louis		E.C.	SHEET
COLOR	AGE	BIRTHPLACE		132	23		
	Mu	27	S. Car			VOL.	25
COUNTY			Coleman	CITY			
ENUMERATED WITH Frank's Dave							
RELATIONSHIP TO ABOVE							
<input type="checkbox"/> SON	<input type="checkbox"/> NEPHEW	<input type="checkbox"/> STEPSON					
<input type="checkbox"/> DAUGHTER	<input type="checkbox"/> NIECE	<input type="checkbox"/> STEPDAUGHTER					
<input type="checkbox"/> BROTHER	<input type="checkbox"/> FATHER-IN-LAW	<input type="checkbox"/> COUSIN					
<input type="checkbox"/> SISTER	<input type="checkbox"/> MOTHER-IN-LAW	<input type="checkbox"/> HIRED MAN					
<input type="checkbox"/> FATHER	<input type="checkbox"/> SON-IN-LAW	<input type="checkbox"/> ROOMER					
<input type="checkbox"/> MOTHER	<input type="checkbox"/> DAUGHTER-IN-LAW	<input type="checkbox"/> SERVANT					
<input type="checkbox"/> GRANDSON	<input type="checkbox"/> BROTHER-IN-LAW	<input checked="" type="checkbox"/> OTHER (Specify)					
<input type="checkbox"/> GRANDDAUGHTER	<input type="checkbox"/> SISTER-IN-LAW	pa					
<input type="checkbox"/> GRANDCHILD	<input type="checkbox"/> ORPHAN						

FORM 10-637
1910 CENSUS INDEX - INDIVIDUAL

U. S. DEPARTMENT OF COMMERCE
BUREAU OF THE CENSUS

TEXAS

W300	HEAD OF FAMILY White Lou J.		E.D.	SHEET
COLOR W	AGE 65	BIRTHPLACE Ill.	97	3
COUNTY -	Dallas	CITY Lancaster	VOL. 57	
OTHER MEMBERS OF FAMILY				
	NAME	RELATIONSHIP	AGE	BIRTHPLACE
	Will L.	S	41	-
	Hal E.	S	38	-
	Karl L.	S	36	-
	Pearle L.	D	28	-
	Laura J	GD	9	-

FORM 10-636
1910 CENSUS INDEX - FAMILY

U. S. DEPARTMENT OF COMMERCE
BUREAU OF THE CENSUS

TEXAS

W300	NAME OF INDIVIDUAL <i>White Lou</i>		E.D. 41	SHEET 302
COLOR <i>W</i>	AGE 13	BIRTHPLACE	VOL. 30	
COUNTY <i>Delta</i>		CITY		
ENUMERATED WITH <i>Brewer Emma</i>				
RELATIONSHIP TO ABOVE				
<input type="checkbox"/> SON	<input checked="" type="checkbox"/> NEPHEW	<input type="checkbox"/> STEPSON		
<input type="checkbox"/> DAUGHTER	<input type="checkbox"/> NIECE	<input type="checkbox"/> STEPDAUGHTER		
<input type="checkbox"/> BROTHER	<input type="checkbox"/> FATHER-IN-LAW	<input type="checkbox"/> COUSIN		
<input type="checkbox"/> SISTER	<input type="checkbox"/> MOTHER-IN-LAW	<input type="checkbox"/> HIRED MAN		
<input type="checkbox"/> FATHER	<input type="checkbox"/> SON-IN-LAW	<input type="checkbox"/> ROOMER		
<input type="checkbox"/> MOTHER	<input type="checkbox"/> DAUGHTER-IN-LAW	<input type="checkbox"/> SERVANT		
<input type="checkbox"/> GRANDSON	<input type="checkbox"/> BROTHER-IN-LAW	<input type="checkbox"/> OTHER (Specify)		
<input type="checkbox"/> GRANDDAUGHTER	<input type="checkbox"/> SISTER-IN-LAW			
<input type="checkbox"/> GRANDCHILD	<input type="checkbox"/> ORPHAN			

FORM 10-637
1910 CENSUS INDEX - INDIVIDUAL

U.S. DEPARTMENT OF COMMERCE
BUREAU OF THE CENSUS

TEXAS

3	HEAD-OF FAMILY		Wyatt Low		E.D.	SHEET
COLOR	AGE	BIRTHPLACE			VOL.	
Wm	57	Cal			134	
COUNTY			CITY			
Waller						
OTHER MEMBERS OF FAMILY						
NAME		RELATIONSHIP	AGE	BIRTHPLACE		
Arthur		ad	22			
Charlotte		SM	16	Ky		
J. L.						

FORM 10-636
1910 CENSUS INDEX - FAMILY

U.S. DEPARTMENT OF COMMERCE
BUREAU OF THE CENSUS

TEXAS

300		HEAD OF FAMILY		Wheat, Lora Mrs.		E.D.	SHEET
COLOR	AGE	BIRTHPLACE				293	50
W	60	Miss				VOL. 145	
COUNTY		Ward		CITY			
OTHER MEMBERS OF FAMILY							
NAME		RELATIONSHIP		AGE	BIRTHPLACE		
Lora Wheat							

FORM 10-636

1910 CENSUS INDEX - FAMILY

U S DEPARTMENT OF COMMERCE
BUREAU OF THE CENSUS

TEXAS

W300		NAME OF INDIVIDUAL White Lou		E.D. 134	SHEET 269
COLOR B	AGE 28	BIRTHPLACE		VOL. 134	
COUNTY Uvalde			CITY Sabinal		
ENUMERATED WITH Morse Kial					
RELATIONSHIP TO ABOVE					
<input type="checkbox"/> SON	<input type="checkbox"/> NEPHEW	<input type="checkbox"/> STEPSON			
<input type="checkbox"/> DAUGHTER	<input type="checkbox"/> NIECE	<input type="checkbox"/> STEPDAUGHTER			
<input type="checkbox"/> BROTHER	<input type="checkbox"/> FATHER-IN-LAW	<input type="checkbox"/> COUSIN			
<input type="checkbox"/> SISTER	<input type="checkbox"/> MOTHER-IN-LAW	<input type="checkbox"/> HIRED MAN			
<input type="checkbox"/> FATHER	<input type="checkbox"/> SON-IN-LAW	<input checked="" type="checkbox"/> ROOMER			
<input type="checkbox"/> MOTHER	<input type="checkbox"/> DAUGHTER-IN-LAW	<input type="checkbox"/> SERVANT			
<input type="checkbox"/> GRANDSON	<input type="checkbox"/> BROTHER-IN-LAW	<input type="checkbox"/> OTHER (Specify)			
<input type="checkbox"/> GRANDDAUGHTER	<input type="checkbox"/> SISTER-IN-LAW				
<input type="checkbox"/> GRANDCHILD	<input type="checkbox"/> ORPHAN				

FORM BC-627 (5-5-67)
FORMERLY 10-637

U.S. DEPARTMENT OF COMMERCE
BUREAU OF THE CENSUS

1910 CENSUS INDEX - INDIVIDUAL

TEXAS

W300	NAME OF INDIVIDUAL Wade, Lou		E. D. 35	SHEET 114
COLOR Mex	AGE 59	BIRTHPLACE Ga	VOL. 33	
COUNTY Dallas		CITY Dallas		
ENUMERATED WITH Garrett Alex Chas.				
RELATIONSHIP TO ABOVE				
<input type="checkbox"/> SON	<input type="checkbox"/> NEPHEW	<input type="checkbox"/> STEPSON		
<input type="checkbox"/> DAUGHTER	<input type="checkbox"/> NIECE	<input type="checkbox"/> STEPDAUGHTER		
<input type="checkbox"/> BROTHER	<input type="checkbox"/> FATHER-IN-LAW	<input type="checkbox"/> COUSIN		
<input type="checkbox"/> SISTER	<input type="checkbox"/> MOTHER-IN-LAW	<input type="checkbox"/> HIRED MAN		
<input type="checkbox"/> FATHER	<input type="checkbox"/> SON-IN-LAW	<input type="checkbox"/> ROOMER		
<input type="checkbox"/> MOTHER	<input type="checkbox"/> DAUGHTER-IN-LAW	<input checked="" type="checkbox"/> SERVANT		
<input type="checkbox"/> GRANDSON	<input type="checkbox"/> BROTHER-IN-LAW	<input type="checkbox"/> OTHER (Specify)		
<input type="checkbox"/> GRANDDAUGHTER	<input type="checkbox"/> SISTER-IN-LAW			
<input type="checkbox"/> GRANDCHILD	<input type="checkbox"/> ORPHAN			

FORM 10-637
1910 CENSUS INDEX - INDIVIDUAL

U. S. DEPARTMENT OF COMMERCE
BUREAU OF THE CENSUS

TEXAS

W300	HEAD OF FAMILY Wade Low		E.D. 43	SHEET 25
COLOR B	AGE 45	BIRTHPLACE Ala.	VOL. 94	
COUNTY Limestone		CITY		
OTHER MEMBERS OF FAMILY				
	NAME	RELATIONSHIP	AGE	BIRTHPLACE
	Lewis Anna	D	30	
	Essee	25	6	
	Bertha	20	4	
	Simon	25	2	
Wade	Mattie	D	19	
	Lauran	D	17	
	Berta	46	15	

FORM 10-636A

1910 CENSUS INDEX - INDIVIDUAL

U.S. DEPARTMENT OF COMMERCE
BUREAU OF THE CENSUS

TEXAS

W 300	HEAD OF FAMILY		E.D.	SHEET
	Wood, Lou		29	221
COLOR	AGE	BIRTHPLACE	VOL.	
	43	Texas	11	
COUNTY	Bexar		CITY	
			San Antonio	
OTHER MEMBERS OF FAMILY				
	NAME	RELATIONSHIP	AGE	BIRTHPLACE
	Lucille	D	13	Texas
	Ralph	S	7	"
	Joseph P	S-h	31	Miss
	Margaret Elizabeth	Da	29	Miss
	7 Bo			

FORM 10-635
1910 CENSUS INDEX - FAMILY

U. S. DEPARTMENT OF COMMERCE
BUREAU OF THE CENSUS

TEXAS

W 30 ✓	NAME OF INDIVIDUAL <i>White, Lou</i>		E.D. 102	SHEET 24
COLOR <i>Mu</i>	AGE 29	BIRTHPLACE	VOL. 122	
COUNTY <i>San Jacinto</i>		CITY		
ENUMERATED WITH		<i>Lewis, Eliza</i>		
RELATIONSHIP TO ABOVE				
<input type="checkbox"/> SON	<input type="checkbox"/> NEPHEW	<input type="checkbox"/> STEPSON		
<input checked="" type="checkbox"/> DAUGHTER	<input type="checkbox"/> NIECE	<input type="checkbox"/> STEPDAUGHTER		
<input type="checkbox"/> BROTHER	<input type="checkbox"/> FATHER-IN-LAW	<input type="checkbox"/> COUSIN		
<input type="checkbox"/> SISTER	<input type="checkbox"/> MOTHER-IN-LAW	<input type="checkbox"/> HIRED MAN		
<input type="checkbox"/> FATHER	<input type="checkbox"/> SON-IN-LAW	<input type="checkbox"/> ROOMER		
<input type="checkbox"/> MOTHER	<input type="checkbox"/> DAUGHTER-IN-LAW	<input type="checkbox"/> SERVANT		
<input type="checkbox"/> GRANDSON	<input type="checkbox"/> BROTHER-IN-LAW	<input type="checkbox"/> OTHER (Specify)		
<input type="checkbox"/> GRANDDAUGHTER	<input type="checkbox"/> SISTER-IN-LAW			
<input type="checkbox"/> GRANDCHILD	<input type="checkbox"/> ORPHAN			

FORM 10-637 (8-18-62)

U.S. DEPARTMENT OF COMMERCE
BUREAU OF THE CENSUS

1910 CENSUS INDEX - INDIVIDUAL

* GPO : 1902 O-641425

TEXAS

W300	NAME OF INDIVIDUAL Wade Louella		E. D. 198	SHEET 35
COLOR W	AGE 27	BIRTHPLACE	VOL. 112	
COUNTY Potter		CITY Amarillo		
ENUMERATED WITH		no head shown		
RELATIONSHIP TO ABOVE				
<input type="checkbox"/> SON <input type="checkbox"/> DAUGHTER <input type="checkbox"/> BROTHER <input type="checkbox"/> SISTER <input type="checkbox"/> FATHER <input type="checkbox"/> MOTHER <input type="checkbox"/> GRANDSON <input type="checkbox"/> GRANDDAUGHTER <input type="checkbox"/> GRANDCHILD		<input type="checkbox"/> NEPHEW <input type="checkbox"/> NIECE <input type="checkbox"/> FATHER-IN-LAW <input type="checkbox"/> MOTHER-IN-LAW <input type="checkbox"/> SON-IN-LAW <input type="checkbox"/> DAUGHTER-IN-LAW <input type="checkbox"/> BROTHER-IN-LAW <input type="checkbox"/> SISTER-IN-LAW <input type="checkbox"/> ORPHAN		
		<input type="checkbox"/> STEPSON <input type="checkbox"/> STEPDAUGHTER <input type="checkbox"/> COUSIN <input type="checkbox"/> HIRED MAN <input checked="" type="checkbox"/> ROOMER <input type="checkbox"/> SERVANT <input type="checkbox"/> OTHER (Specify)		

FORM 10-637
 1910 CENSUS INDEX - INDIVIDUAL

U. S. DEPARTMENT OF COMMERCE
 BUREAU OF THE CENSUS

TEXAS

W300		NAME OF INDIVIDUAL <i>White Lattie L</i>		E.O. <i>20</i>	SHEET <i>305</i>
COLOR <i>W</i>	AGE <i>13</i>	BIRTHPLACE <i>La</i>		VOL.. <i>48</i>	
COUNTY <i>W</i>		Erath		CITY	
ENUMERATED WITH <i>Rawlings Harry K</i>					
RELATIONSHIP TO ABOVE					
<input type="checkbox"/> SON	<input type="checkbox"/> NEPHEW	<input type="checkbox"/> STEPSON			
<input type="checkbox"/> DAUGHTER	<input type="checkbox"/> NIECE	<input type="checkbox"/> STEPDAUGHTER			
<input type="checkbox"/> BROTHER	<input type="checkbox"/> FATHER-IN-LAW	<input type="checkbox"/> COUSIN			
<input type="checkbox"/> SISTER	<input type="checkbox"/> MOTHER-IN-LAW	<input type="checkbox"/> HIRED MAN			
<input type="checkbox"/> FATHER	<input type="checkbox"/> SON-IN-LAW	<input type="checkbox"/> ROOMER			
<input type="checkbox"/> MOTHER	<input checked="" type="checkbox"/> DAUGHTER-IN-LAW	<input type="checkbox"/> SERVANT			
<input type="checkbox"/> GRANDSON	<input type="checkbox"/> BROTHER-IN-LAW	<input type="checkbox"/> OTHER (Specify)			
<input type="checkbox"/> GRANDDAUGHTER	<input type="checkbox"/> SISTER-IN-LAW				
<input type="checkbox"/> GRANDCHILD	<input type="checkbox"/> ORPHAN				

FORM 10 637
1910 CENSUS INDEX - INDIVIDUALU.S. DEPARTMENT OF COMMERCE
BUREAU OF THE CENSUS

TEXAS

W.300	NAME OF INDIVIDUAL <i>White Lattie</i>		E.D. 51	SHEET 214
COLOR B	AGE 27	BIRTHPLACE	VOL. 43	
COUNTY	Fannin	CITY <i>Honey Grove</i>		
ENUMERATED WITH <i>Underwood Washington</i>				
RELATIONSHIP TO ABOVE				
<input type="checkbox"/> SON <input type="checkbox"/> DAUGHTER <input type="checkbox"/> BROTHER <input type="checkbox"/> SISTER <input type="checkbox"/> FATHER <input type="checkbox"/> MOTHER <input type="checkbox"/> GRANDSON <input type="checkbox"/> GRANDDAUGHTER <input type="checkbox"/> GRANDCHILD <input type="checkbox"/> NEPHEW <input type="checkbox"/> NIECE <input type="checkbox"/> FATHER-IN-LAW <input type="checkbox"/> MOTHER-IN-LAW <input type="checkbox"/> SON-IN-LAW <input type="checkbox"/> DAUGHTER-IN-LAW <input type="checkbox"/> BROTHER-IN-LAW <input type="checkbox"/> SISTER-IN-LAW <input type="checkbox"/> ORPHAN <input type="checkbox"/> STEPSON <input type="checkbox"/> STEPDAUGHTER <input type="checkbox"/> COUSIN <input type="checkbox"/> HIRED MAN <input type="checkbox"/> ROOMER <input checked="" type="checkbox"/> SERVANT <input type="checkbox"/> OTHER (Specify)				

FORM 10 637
1910 CENSUS INDEX - INDIVIDUAL

U. S. DEPARTMENT OF COMMERCE
BUREAU OF THE CENSUS

TEXAS

W300	NAME OF INDIVIDUAL W. W. Wicks, Foretta		E.D. 42	SHEET 284
COLOR neg	AGE 23	BIRTHPLACE		VOL 35
COUNTY D	Dallas		CITY Dallas	
ENUMERATED WITH Maude, Henry				
RELATIONSHIP TO ABOVE				
<input type="checkbox"/> SON	<input type="checkbox"/> NEPHEW	<input type="checkbox"/> STEPSON		
<input type="checkbox"/> DAUGHTER	<input type="checkbox"/> NIECE	<input type="checkbox"/> STEPDAUGHTER		
<input type="checkbox"/> BROTHER	<input type="checkbox"/> FATHER-IN-LAW	<input type="checkbox"/> COUSIN		
<input type="checkbox"/> SISTER	<input type="checkbox"/> MOTHER-IN-LAW	<input type="checkbox"/> HIRED MAN		
<input type="checkbox"/> FATHER	<input type="checkbox"/> SON-IN-LAW	<input checked="" type="checkbox"/> ROOMER		
<input type="checkbox"/> MOTHER	<input type="checkbox"/> DAUGHTER-IN-LAW	<input type="checkbox"/> SERVANT		
<input type="checkbox"/> GRANDSON	<input type="checkbox"/> BROTHER-IN-LAW	<input type="checkbox"/> OTHER (Specify)		
<input type="checkbox"/> GRANDDAUGHTER	<input type="checkbox"/> SISTER-IN-LAW			
<input type="checkbox"/> GRANDCHILD	<input type="checkbox"/> ORPHAN			

FORM 10-637
1910 CENSUS INDEX - INDIVIDUAL

U. S. DEPARTMENT OF COMMERCE
BUREAU OF THE CENSUS

TEXAS

0302	HEAD OF FAMILY Wood George D		E.D. 46	SHEET 276A
COLOR W	AGE 46	BIRTHPLACE	VOL. 30	
COUNTY Delta		CITY		
OTHER MEMBERS OF FAMILY				
NAME		RELATIONSHIP	AGE	BIRTHPLACE
Mary R		W	40	
Earnest E		S	16	
Carric		D	14	
Ellert		S	10	
Ladie		D	7	
Clarence		S	5	
Cura		S	5	

FORM 10-636
1910 CENSUS INDEX - FAMILY

U. S. DEPARTMENT OF COMMERCE
BUREAU OF THE CENSUS

W300		NAME OF INDIVIDUAL		TEXAS	
COLOR	B	AGE	9	BIRTHPLACE	Wyatt Larings
COUNTY	Bastrop			CITY	
ENUMERATED WITH				E.D.	2
RELATIONSHIP TO ABOVE				VOL.	5
<input type="checkbox"/> SON <input type="checkbox"/> DAUGHTER <input type="checkbox"/> BROTHER <input type="checkbox"/> SISTER <input type="checkbox"/> FATHER <input type="checkbox"/> MOTHER <input checked="" type="checkbox"/> GRANDSON <input checked="" type="checkbox"/> GRANDDAUGHTER <input type="checkbox"/> GRANDCHILD				Kellough W.M.R. <input type="checkbox"/> NEPHEW <input type="checkbox"/> NIECE <input type="checkbox"/> FATHER-IN-LAW <input type="checkbox"/> MOTHER-IN-LAW <input type="checkbox"/> SON-IN-LAW <input type="checkbox"/> DAUGHTER-IN-LAW <input type="checkbox"/> BROTHER-IN-LAW <input type="checkbox"/> SISTER-IN-LAW <input type="checkbox"/> ORPHAN	
				<input type="checkbox"/> STEPSON <input type="checkbox"/> STEPDAUGHTER <input type="checkbox"/> COUSIN <input type="checkbox"/> HIRED MAN <input type="checkbox"/> ROOMER <input type="checkbox"/> SERVANT <input type="checkbox"/> OTHER (Specify)	

FORM 10-637
1910 CENSUS INDEX - INDIVIDUAL

U S DEPARTMENT OF COMMERCE
BUREAU OF THE CENSUS

TEXAS

W 300		NAME OF INDIVIDUAL Wyatt		E.D. 63		SHEET 17	
COLOR W		AGE 2		BIRTHPLACE Lorena		VOL. 103	
COUNTY Milam				CITY			
ENUMERATED WITH Mc Millan Will							
RELATIONSHIP TO ABOVE							
<input type="checkbox"/> SON	<input type="checkbox"/> NEPHEW	<input type="checkbox"/> STEPSON					
<input type="checkbox"/> DAUGHTER	<input checked="" type="checkbox"/> NIECE	<input type="checkbox"/> STEPDAUGHTER					
<input type="checkbox"/> BROTHER	<input type="checkbox"/> FATHER-IN-LAW	<input type="checkbox"/> COUSIN					
<input type="checkbox"/> SISTER	<input type="checkbox"/> MOTHER-IN-LAW	<input type="checkbox"/> HIRED MAN					
<input type="checkbox"/> FATHER	<input type="checkbox"/> SON-IN-LAW	<input type="checkbox"/> ROOMER					
<input type="checkbox"/> MOTHER	<input type="checkbox"/> DAUGHTER-IN-LAW	<input type="checkbox"/> SERVANT					
<input type="checkbox"/> GRANDSON	<input type="checkbox"/> BROTHER-IN-LAW	<input type="checkbox"/> OTHER (Specify)					
<input type="checkbox"/> GRANDDAUGHTER	<input type="checkbox"/> SISTER-IN-LAW						
<input type="checkbox"/> GRANDCHILD	<input type="checkbox"/> ORPHAN						

FORM 10-637
1910 CENSUS INDEX - INDIVIDUAL

U. S. DEPARTMENT OF COMMERCE
BUREAU OF THE CENSUS

1030		NAME OF INDIVIDUAL		TEXAS	
COLOR	W	AGE	10	BIRTHPLACE	Lorena
COUNTY			Wood	CITY	
ENUMERATED WITH			No Head Shown		
RELATIONSHIP TO ABOVE					
<input type="checkbox"/> SON	<input type="checkbox"/> NEPHEW	<input type="checkbox"/> STEPSON			
<input type="checkbox"/> DAUGHTER	<input type="checkbox"/> NIECE	<input type="checkbox"/> STEPDAUGHTER			
<input type="checkbox"/> BROTHER	<input type="checkbox"/> FATHER-IN-LAW	<input type="checkbox"/> COUSIN			
<input type="checkbox"/> SISTER	<input type="checkbox"/> MOTHER-IN-LAW	<input type="checkbox"/> HIRED MAN			
<input type="checkbox"/> FATHER	<input type="checkbox"/> SON-IN-LAW	<input type="checkbox"/> ROOMER			
<input type="checkbox"/> MOTHER	<input type="checkbox"/> DAUGHTER-IN-LAW	<input type="checkbox"/> SERVANT			
<input type="checkbox"/> GRANDSON	<input type="checkbox"/> BROTHER-IN-LAW	<input type="checkbox"/> OTHER (Specify)			
<input type="checkbox"/> GRANDDAUGHTER	<input type="checkbox"/> SISTER-IN-LAW	<input type="checkbox"/>			
<input type="checkbox"/> GRANDCHILD	<input type="checkbox"/> ORPHAN	<input type="checkbox"/>			

E.D. 128
SHEET 68
VOL 149

FORM BC-627 (5-5-67)
FORMERLY 10-837

1910 CENSUS INDEX - INDIVIDUAL

U.S. DEPARTMENT OF COMMERCE
BUREAU OF THE CENSUS

TEXAS

12300		NAME OF INDIVIDUAL <i>White, Lorena</i>		E.O. 124	SHEET 69
COLOR <i>W</i>	AGE 21	BIRTHPLACE <i>Iowa</i>		VOL. 130	
COUNTY <i>Tarrant</i>			CITY <i>Fort Worth</i>		
ENUMERATED WITH <i>Switzer, W.M.</i>					
RELATIONSHIP TO ABOVE					
<input type="checkbox"/> SON	<input type="checkbox"/> NEPHEW	<input type="checkbox"/> STEPSON			
<input checked="" type="checkbox"/> DAUGHTER	<input type="checkbox"/> NIECE	<input type="checkbox"/> STEPDAUGHTER			
<input type="checkbox"/> BROTHER	<input type="checkbox"/> FATHER-IN-LAW	<input type="checkbox"/> COUSIN			
<input type="checkbox"/> SISTER	<input type="checkbox"/> MOTHER-IN-LAW	<input type="checkbox"/> HIRED MAN			
<input type="checkbox"/> FATHER	<input type="checkbox"/> SON-IN-LAW	<input type="checkbox"/> ROOMER			
<input type="checkbox"/> MOTHER	<input type="checkbox"/> DAUGHTER-IN-LAW	<input type="checkbox"/> SERVANT			
<input type="checkbox"/> GRANDSON	<input type="checkbox"/> BROTHER-IN-LAW	<input type="checkbox"/> OTHER (<i>Specify</i>)			
<input type="checkbox"/> GRANDDAUGHTER	<input type="checkbox"/> SISTER-IN-LAW				
<input type="checkbox"/> GRANDCHILD	<input type="checkbox"/> ORPHAN				

FORM 10-637
1910 CENSUS INDEX - INDIVIDUAL

U. S. DEPARTMENT OF COMMERCE
BUREAU OF THE CENSUS

TEXAS

W300	HEAD OF FAMILY		White		Loranza D		E.D.	SHEET
COLOR	W	AGE	24	BIRTHPLACE			10	19
COUNTY	Cherokee			CITY			VOL.	23
OTHER MEMBERS OF FAMILY								
NAME		RELATIONSHIP	AGE	BIRTHPLACE				
Mary		w	21					
Ruby		D	2					
Pearl		D	1/2					
Sarah		M	60	Fla.				
Kate		S.	6					

FORM 10-636
1910 CENSUS INDEX - FAMILY

U. S. DEPARTMENT OF COMMERCE
BUREAU OF THE CENSUS

TEXAS

W300	HEAD OF FAMILY White Lawrence A		E.D. 23	SHEET 10
COLOR W	AGE 29	BIRTHPLACE Key	VOL. 27	
COUNTY	Collin		CITY "	
OTHER MEMBERS OF FAMILY				
	NAME	RELATIONSHIP	AGE	BIRTHPLACE
	Kattie	W	26	Ark
	Lillie M	D	10	
	Nolan	S	9	
	Lizard L	S	8	
	Walter Francis	S	5	
	William	S	4	
	Alonzo	S	3	

FORM 10-636A

1910 CENSUS INDEX - INDIVIDUAL

U. S. DEPARTMENT OF COMMERCE
BUREAU OF THE CENSUS

TEXAS

W300		NAME OF INDIVIDUAL White Lorraine L		E.O. 19	SHEET 17
COLOR W	AGE 18	BIRTHPLACE -		VOL. 28	
COUNTY -		Lobloag		CITY	
ENUMERATED WITH Schade Lina A					
RELATIONSHIP TO ABOVE					
<input type="checkbox"/> SON	<input type="checkbox"/> NEPHEW	<input type="checkbox"/> STEPSON			
<input checked="" type="checkbox"/> DAUGHTER	<input type="checkbox"/> NIECE	<input type="checkbox"/> STEPDAUGHTER			
<input type="checkbox"/> BROTHER	<input type="checkbox"/> FATHER-IN-LAW	<input type="checkbox"/> COUSIN			
<input type="checkbox"/> SISTER	<input type="checkbox"/> MOTHER-IN-LAW	<input type="checkbox"/> HIRED MAN			
<input type="checkbox"/> FATHER	<input type="checkbox"/> SON-IN-LAW	<input type="checkbox"/> ROOMER			
<input type="checkbox"/> MOTHER	<input type="checkbox"/> DAUGHTER-IN-LAW	<input type="checkbox"/> SERVANT			
<input type="checkbox"/> GRANDSON	<input type="checkbox"/> BROTHER-IN-LAW	<input type="checkbox"/> OTHER (Specify)			
<input type="checkbox"/> GRANDDAUGHTER	<input type="checkbox"/> SISTER-IN-LAW				
<input type="checkbox"/> GRANDCHILD	<input type="checkbox"/> ORPHAN				

FORM 10-637

1910 CENSUS INDEX - INDIVIDUAL

U.S. DEPARTMENT OF COMMERCE
BUREAU OF THE CENSUS

TEXAS

W300	NAME OF INDIVIDUAL White Loraie		E.D. 136	SHEET 47
COLOR W	AGE 23	BIRTHPLACE	VOL. 129	
COUNTY	Tarrant	CITY	Fort Worth	
ENUMERATED WITH Snow Family				
RELATIONSHIP TO ABOVE				
<input type="checkbox"/> SON	<input type="checkbox"/> NEPHEW	<input type="checkbox"/> STEPSON		
<input type="checkbox"/> DAUGHTER	<input type="checkbox"/> NIECE	<input type="checkbox"/> STEPDAUGHTER		
<input type="checkbox"/> BROTHER	<input type="checkbox"/> FATHER-IN-LAW	<input type="checkbox"/> COUSIN		
<input type="checkbox"/> SISTER	<input type="checkbox"/> MOTHER-IN-LAW	<input type="checkbox"/> HIRED MAN		
<input type="checkbox"/> FATHER	<input type="checkbox"/> SON-IN-LAW	<input checked="" type="checkbox"/> ROOMER		
<input type="checkbox"/> MOTHER	<input type="checkbox"/> DAUGHTER-IN-LAW	<input type="checkbox"/> SERVANT		
<input type="checkbox"/> GRANDSON	<input type="checkbox"/> BROTHER-IN-LAW	<input type="checkbox"/> OTHER (Specify)		
<input type="checkbox"/> GRANDDAUGHTER	<input type="checkbox"/> SISTER-IN-LAW			
<input type="checkbox"/> GRANDCHILD	<input type="checkbox"/> ORPHAN			

FORM 10-637
1910 CENSUS INDEX - INDIVIDUAL

U.S. DEPARTMENT OF COMMERCE
BUREAU OF THE CENSUS

W300		NAME OF INDIVIDUAL		TEXAS	
COLOR	AGE	BIRTHPLACE		E.D.	SHEET
W	15	Eastland		49	14
COUNTY		CITY		VOL.	
		Eastland		41	
ENUMERATED WITH					
Coy Lewis J. <i>Living Star</i>					
RELATIONSHIP TO ABOVE					
<input type="checkbox"/> SON	<input type="checkbox"/> NEPHEW	<input type="checkbox"/> STEPSON			
<input type="checkbox"/> DAUGHTER	<input type="checkbox"/> NIECE	<input type="checkbox"/> STEPDAUGHTER			
<input type="checkbox"/> BROTHER	<input type="checkbox"/> FATHER-IN-LAW	<input type="checkbox"/> COUSIN			
<input type="checkbox"/> SISTER	<input type="checkbox"/> MOTHER-IN-LAW	<input type="checkbox"/> HIRED MAN			
<input type="checkbox"/> FATHER	<input type="checkbox"/> SON-IN-LAW	<input type="checkbox"/> ROOMER			
<input type="checkbox"/> MOTHER	<input type="checkbox"/> DAUGHTER-IN-LAW	<input type="checkbox"/> SERVANT			
<input type="checkbox"/> GRANDSON	<input type="checkbox"/> BROTHER-IN-LAW	<input type="checkbox"/> OTHER (Specify)			
<input checked="" type="checkbox"/> GRANDDAUGHTER	<input type="checkbox"/> SISTER-IN-LAW				
<input type="checkbox"/> GRANDCHILD	<input type="checkbox"/> ORPHAN				

FORM 10 637
 1910 CENSUS INDEX - INDIVIDUAL

U. S. DEPARTMENT OF COMMERCE
 BUREAU OF THE CENSUS

TEXAS

4301		HEAD OF FAMILY		White Longo L		E.D.	SHEET
COLOR	W	AGE	32	BIRTHPLACE		70	289
COUNTY	Hopkins			CITY		VOL.	77-
OTHER MEMBERS OF FAMILY							
NAME		RELATIONSHIP	AGE	BIRTHPLACE			
Louisa B		W	25	Ark.			
Mary C		D	6				
Thelma K		D	2				

FORM 10 636
1910 CENSUS INDEX - FAMILY

U. S. DEPARTMENT OF COMMERCE
BUREAU OF THE CENSUS

TEXAS

W300		HEAD OF FAMILY			E.D.	SHEET
White		Foune			162	178
COLOR	AGE	BIRTHPLACE			VOL.	
P	21				147	
COUNTY				CITY		
				Wharton		
OTHER MEMBERS OF FAMILY						
NAME		RELATIONSHIP		AGE	BIRTHPLACE	
None						

FORM 10 636
1910 CENSUS INDEX - FAMILY

U S DEPARTMENT OF COMMERCE
BUREAU OF THE CENSUS

TEXAS

1/300	NAME OF INDIVIDUAL		E.D.		SHEET
COLOR--	AGE	BIRTHPLACE	168		109
(B)	7	Tex	VOL.		
COUNTY	Waller		CITY		134
ENUMERATED WITH					
Tillery Hattie					
RELATIONSHIP TO ABOVE					
<input checked="" type="checkbox"/> SON	<input type="checkbox"/> NEPHEW		<input type="checkbox"/> STEPSON		
<input type="checkbox"/> DAUGHTER	<input type="checkbox"/> NIECE		<input type="checkbox"/> STEPDAUGHTER		
<input type="checkbox"/> BROTHER	<input type="checkbox"/> FATHER-IN-LAW		<input type="checkbox"/> COUSIN		
<input type="checkbox"/> SISTER	<input type="checkbox"/> MOTHER-IN-LAW		<input type="checkbox"/> HIRED MAN		
<input type="checkbox"/> FATHER	<input type="checkbox"/> SON-IN-LAW		<input type="checkbox"/> ROOMER		
<input type="checkbox"/> MOTHER	<input type="checkbox"/> DAUGHTER-IN-LAW		<input type="checkbox"/> SERVANT		
<input type="checkbox"/> GRANDSON	<input type="checkbox"/> BROTHER-IN-LAW		<input type="checkbox"/> OTHER (Specify)		
<input type="checkbox"/> GRANDDAUGHTER	<input type="checkbox"/> SISTER-IN-LAW				
<input type="checkbox"/> GRANDCHILD	<input type="checkbox"/> ORPHAN				

FORM BC-627 (5-5-67)
FORMERLY 10-637

1910 CENSUS INDEX - INDIVIDUAL

U.S. DEPARTMENT OF COMMERCE
BUREAU OF THE CENSUS

W300		HEAD OF FAMILY		TEXAS	
COLOR	W	AGE	20	BIRTHPLACE	Wade, Launcie
COUNTY	Gonzales		CITY	Gonzales	
		E.D.	82	SHEET	293
		VOL.	59		
OTHER MEMBERS OF FAMILY					
NAME		RELATIONSHIP	AGE	BIRTHPLACE	
Letha		W	23	Mo.	
Elifstan		S	3/12		

FORM 10-636
 1910 CENSUS INDEX - FAMILY

U.S. DEPARTMENT OF COMMERCE
 BUREAU OF THE CENSUS

TEXAS

W302		HEAD OF FAMILY		White London		E.D.	SHEET
COLOR	W	AGE	29	BIRTHPLACE	La.	110	101
COUNTY	Ewig			CITY		VOL.	46
OTHER MEMBERS OF FAMILY							
NAME	RELATIONSHIP	AGE	BIRTHPLACE				
Lyttle	W	28					
Bessie M	D	4					
Robert L	S	2					
Helen H	S	4 1/2					

FORM 10-636
1910 CENSUS INDEX - FAMILY

U.S. DEPARTMENT OF COMMERCE
BUREAU OF THE CENSUS

TEXAS

W 300	NAME OF INDIVIDUAL Wyatt Lord		E.O. 17	SHEET 72
COLOR B	AGE 1	BIRTHPLACE	VOL.	53
COUNTY Fort Bend		CITY		
ENUMERATED WITH Hall Nathan.				
RELATIONSHIP TO ABOVE				
<input type="checkbox"/> SON	<input type="checkbox"/> NEPHEW	<input type="checkbox"/> STEPSON		
<input type="checkbox"/> DAUGHTER	<input type="checkbox"/> NIECE	<input type="checkbox"/> STEPDAUGHTER		
<input type="checkbox"/> BROTHER	<input type="checkbox"/> FATHER-IN-LAW	<input type="checkbox"/> COUSIN		
<input type="checkbox"/> SISTER	<input type="checkbox"/> MOTHER-IN-LAW	<input type="checkbox"/> HIRED MAN		
<input type="checkbox"/> FATHER	<input type="checkbox"/> SON-IN-LAW	<input type="checkbox"/> ROOMER		
<input type="checkbox"/> MOTHER	<input type="checkbox"/> DAUGHTER-IN-LAW	<input type="checkbox"/> SERVANT		
<input type="checkbox"/> GRANDSON	<input type="checkbox"/> BROTHER-IN-LAW	<input checked="" type="checkbox"/> OTHER (Specify)		
<input type="checkbox"/> GRANDDAUGHTER	<input type="checkbox"/> SISTER-IN-LAW	<u>ad S</u>		
<input type="checkbox"/> GRANDCHILD	<input type="checkbox"/> ORPHAN			

FORM 10-637

1910 CENSUS INDEX - INDIVIDUAL

U. S. DEPARTMENT OF COMMERCE
BUREAU OF THE CENSUS

TEXAS

W300	NAME OF INDIVIDUAL <i>White, Lona</i>		E.O. <i>207</i>	SHEET <i>107</i>
COLOR <i>W</i>	AGE <i>5</i>	BIRTHPLACE	VOL.	<i>103</i>
COUNTY <i>Mills</i>		CITY		
ENUMERATED WITH <i>Lee, William</i>				
RELATIONSHIP TO ABOVE				
<input type="checkbox"/> SON	<input type="checkbox"/> NEPHEW	<input type="checkbox"/> STEPSON		
<input checked="" type="checkbox"/> DAUGHTER	<input type="checkbox"/> NIECE	<input type="checkbox"/> STEPDAUGHTER		
<input type="checkbox"/> BROTHER	<input type="checkbox"/> FATHER-IN-LAW	<input type="checkbox"/> COUSIN		
<input type="checkbox"/> MSTER	<input type="checkbox"/> MOTHER-IN-LAW	<input type="checkbox"/> HIRED MAN		
<input type="checkbox"/> FATHER	<input type="checkbox"/> SON-IN-LAW	<input type="checkbox"/> ROOMER		
<input type="checkbox"/> MOTHER	<input type="checkbox"/> DAUGHTER-IN-LAW	<input type="checkbox"/> SERVANT		
<input type="checkbox"/> GRANDSON	<input type="checkbox"/> BROTHER-IN-LAW	<input type="checkbox"/> OTHER (Specify)		
<input type="checkbox"/> GRANDDAUGHTER	<input type="checkbox"/> SISTER-IN-LAW			
<input type="checkbox"/> GRANDCHILD	<input type="checkbox"/> ORPHAN			

FORM 10-637
1910 CENSUS INDEX - INDIVIDUAL

U. S. DEPARTMENT OF COMMERCE
BUREAU OF THE CENSUS

TEXAS

W300		NAME OF INDIVIDUAL <i>Wood Lon L</i>		E.D. <i>64</i>	SHEET <i>57</i>
COLOR <i>W-</i>	AGE <i>19</i>	BIRTHPLACE		VOL. <i>64</i>	
COUNTY <i>Hamilton</i>		CITY			
ENUMERATED WITH <i>Wood Arthur E</i>					
RELATIONSHIP TO ABOVE					
<input type="checkbox"/> SON	<input type="checkbox"/> NEPHEW	<input type="checkbox"/> STEPSON			
<input type="checkbox"/> DAUGHTER	<input type="checkbox"/> NIECE	<input type="checkbox"/> STEPDAUGHTER			
<input checked="" type="checkbox"/> BROTHER	<input type="checkbox"/> FATHER-IN-LAW	<input type="checkbox"/> COUSIN			
<input type="checkbox"/> SISTER	<input type="checkbox"/> MOTHER-IN-LAW	<input type="checkbox"/> HIRED MAN			
<input type="checkbox"/> FATHER	<input type="checkbox"/> SON-IN-LAW	<input type="checkbox"/> ROOMER			
<input type="checkbox"/> MOTHER	<input type="checkbox"/> DAUGHTER-IN-LAW	<input type="checkbox"/> SERVANT			
<input type="checkbox"/> GRANDSON	<input type="checkbox"/> BROTHER-IN-LAW	<input type="checkbox"/> OTHER (<i>Specify</i>)			
<input type="checkbox"/> GRANDDAUGHTER	<input type="checkbox"/> SISTER-IN-LAW				
<input type="checkbox"/> GRANDCHILD	<input type="checkbox"/> ORPHAN				

FORM 10-637
1910 CENSUS INDEX - INDIVIDUAL

U. S. DEPARTMENT OF COMMERCE
BUREAU OF THE CENSUS

TEXAS

W 300		HEAD OF FAMILY		White Low 9		E.D.	SHEET
COLOR	W	AGE	64	BIRTHPLACE	Ill	103	63
COUNTY	-	Grayson			CITY	Whiteburg	60
OTHER MEMBERS OF FAMILY							
NAME		RELATIONSHIP	AGE	BIRTHPLACE			
Marta		W	62				
Catherine		D	27				

FORM 10-636
1910 CENSUS INDEX - FAMILY

U.S. DEPARTMENT OF COMMERCE
BUREAU OF THE CENSUS

TEXAS

W300	HEAD OF FAMILY		E.O.	SHEET
	W. J. Smith		157	38
COLOR	AGE	BIRTHPLACE	VOL.	
w	26		144	
COUNTY	Wilson		CITY	
OTHER MEMBERS OF FAMILY				
NAME		RELATIONSHIP	AGE	BIRTHPLACE
/ Cora		20	19	
/ Nell		3	$\frac{9}{12}$	
/ Ed, H. M.				

FORM 10 636

1910 CENSUS INDEX - FAMILY

U. S. DEPARTMENT OF COMMERCE
BUREAU OF THE CENSUS

TEXAS

W300	NAME OF INDIVIDUAL Wynett Lolita		E.D. 766	SHEET 93
COLOR W	AGE 11	BIRTHPLACE	VOL. 104	
COUNTY Mitchell	CITY			
ENUMERATED WITH William Frank				
RELATIONSHIP TO ABOVE				
<input type="checkbox"/> SON	<input type="checkbox"/> NEPHEW	<input type="checkbox"/> STEPSON		
<input type="checkbox"/> DAUGHTER	<input type="checkbox"/> NIECE	<input checked="" type="checkbox"/> STEPDAUGHTER		
<input type="checkbox"/> BROTHER	<input type="checkbox"/> FATHER-IN-LAW	<input type="checkbox"/> COUSIN		
<input type="checkbox"/> SISTER	<input type="checkbox"/> MOTHER-IN-LAW	<input type="checkbox"/> HIRED MAN		
<input type="checkbox"/> FATHER	<input type="checkbox"/> SON-IN-LAW	<input type="checkbox"/> ROOMER		
<input type="checkbox"/> MOTHER	<input type="checkbox"/> DAUGHTER-IN-LAW	<input type="checkbox"/> SERVANT		
<input type="checkbox"/> GRANDSON	<input type="checkbox"/> BROTHER-IN-LAW	<input type="checkbox"/> OTHER (Specify)		
<input type="checkbox"/> GRANDDAUGHTER	<input type="checkbox"/> SISTER-IN-LAW			
<input type="checkbox"/> GRANDCHILD	<input type="checkbox"/> ORPHAN			

FORM 10 637
1910 CENSUS INDEX - INDIVIDUAL

U. S. DEPARTMENT OF COMMERCE
BUREAU OF THE CENSUS

TEXAS

W305	NAME OF INDIVIDUAL White Lota H.		E.D. 90	SHEET 145
COLOR W	AGE 18	BIRTHPLACE	VOL. 127	
COUNTY Tarrant	CITY			
ENUMERATED WITH -				
RELATIONSHIP TO ABOVE - Bridget John H.				
<input type="checkbox"/> SON	<input type="checkbox"/> NEPHEW	<input type="checkbox"/> STEPSON		
<input type="checkbox"/> DAUGHTER	<input type="checkbox"/> NIECE	<input type="checkbox"/> STEPDAUGHTER		
<input type="checkbox"/> BROTHER	<input type="checkbox"/> FATHER-IN-LAW	<input type="checkbox"/> COUSIN		
<input type="checkbox"/> SISTER	<input type="checkbox"/> MOTHER-IN-LAW	<input type="checkbox"/> HIRED MAN		
<input type="checkbox"/> FATHER	<input type="checkbox"/> SON-IN-LAW	<input checked="" type="checkbox"/> ROOMER		
<input type="checkbox"/> MOTHER	<input type="checkbox"/> DAUGHTER-IN-LAW	<input type="checkbox"/> SERVANT		
<input type="checkbox"/> GRANDSON	<input type="checkbox"/> BROTHER-IN-LAW	<input type="checkbox"/> OTHER (Specify)		
<input type="checkbox"/> GRANDDAUGHTER	<input type="checkbox"/> SISTER-IN-LAW			
<input type="checkbox"/> GRANDCHILD	<input type="checkbox"/> ORPHAN			

FORM 10-637
1910 CENSUS INDEX - INDIVIDUAL

U.S. DEPARTMENT OF COMMERCE
BUREAU OF THE CENSUS

TEXAS

W 300	NAME OF INDIVIDUAL <i>White, Lola</i>		E.D. <i>10242</i>	SHEET
COLOR <i>B</i>	AGE <i>2</i>	BIRTHPLACE	VOL. <i>122</i>	
COUNTY <i>San Jacinto</i>	CITY			
ENUMERATED WITH <i>San Jacinto Bellum, Lucy</i>				
RELATIONSHIP TO ABOVE				
<input type="checkbox"/> SON	<input type="checkbox"/> NEPHEW	<input type="checkbox"/> STEPSON		
<input type="checkbox"/> DAUGHTER	<input type="checkbox"/> NIECE	<input type="checkbox"/> STEPODAUGHTER		
<input type="checkbox"/> BROTHER	<input type="checkbox"/> FATHER-IN-LAW	<input type="checkbox"/> COUSIN		
<input type="checkbox"/> SISTER	<input type="checkbox"/> MOTHER-IN-LAW	<input type="checkbox"/> HIRED MAN		
<input type="checkbox"/> FATHER	<input type="checkbox"/> SON-IN-LAW	<input type="checkbox"/> ROOMER		
<input type="checkbox"/> MOTHER	<input type="checkbox"/> DAUGHTER-IN-LAW	<input type="checkbox"/> SERVANT		
<input type="checkbox"/> GRANDSON	<input type="checkbox"/> BROTHER-IN-LAW	<input type="checkbox"/> OTHER (<i>Specify</i>)		
<input checked="" type="checkbox"/> GRANDDAUGHTER	<input type="checkbox"/> SISTER-IN-LAW			
<input type="checkbox"/> GRANDCHILD	<input type="checkbox"/> ORPHAN			

FORM 10-637 (8-18-62)

1910 CENSUS INDEX - INDIVIDUAL

U.S. DEPARTMENT OF COMMERCE
BUREAU OF THE CENSUS
* GPO : 1962 O-641622

TEXAS

6300		HEAD OF FAMILY		E.D.		SHEET	
		Wade, Lola		53		163	
COLOR	AGE	BIRTHPLACE		VOL.			
W	33			87			
COUNTY			CITY				
Harris			Houston				
OTHER MEMBERS OF FAMILY							
NAME		RELATIONSHIP		AGE		BIRTHPLACE	
Loving & Love							

FORM 10-636
1910 CENSUS INDEX - FAMILY

U. S. DEPARTMENT OF COMMERCE
BUREAU OF THE CENSUS

TEXAS

10300		NAME OF INDIVIDUAL <i>Wood Lola</i>		E.D. 129	SHEET 55
COLOR <i>W</i>	AGE <i>20</i>	BIRTHPLACE		VOL. <i>65</i>	
COUNTY <i>Hardeman</i>			CITY <i>Quinn</i>		
ENUMERATED WITH <i>Pruden M. E.</i>					
RELATIONSHIP TO ABOVE					
<input type="checkbox"/> SON	<input type="checkbox"/> NEPHEW	<input type="checkbox"/> STEPSON			
<input type="checkbox"/> DAUGHTER	<input type="checkbox"/> NIECE	<input type="checkbox"/> STEPDAUGHTER			
<input type="checkbox"/> BROTHER	<input type="checkbox"/> FATHER-IN-LAW	<input type="checkbox"/> COUSIN			
<input type="checkbox"/> SISTER	<input type="checkbox"/> MOTHER-IN-LAW	<input type="checkbox"/> HIRED MAN			
<input type="checkbox"/> FATHER	<input type="checkbox"/> SON-IN-LAW	<input checked="" type="checkbox"/> ROOMER			
<input type="checkbox"/> MOTHER	<input type="checkbox"/> DAUGHTER-IN-LAW	<input type="checkbox"/> SERVANT			
<input type="checkbox"/> GRANDSON	<input type="checkbox"/> BROTHER-IN-LAW	<input type="checkbox"/> OTHER (Specify)			
<input type="checkbox"/> GRANDDAUGHTER	<input type="checkbox"/> SISTER-IN-LAW				
<input type="checkbox"/> GRANDCHILD	<input type="checkbox"/> ORPHAN				

FORM 10 637
1910 CENSUS INDEX - INDIVIDUAL

U. S. DEPARTMENT OF COMMERCE
BUREAU OF THE CENSUS

TEXAS

W900		NAME OF INDIVIDUAL <i>Wade</i>		<i>Sola</i>		E.C.	SHEET
COLOR <i>B</i>	AGE <i>15</i>	BIRTHPLACE		VOL.		<i>17</i>	<i>19</i>
COUNTY <i>Cherokee</i>				CITY <i>Jacksonville</i>			
ENUMERATED WITH <i>Johnson</i>				<i>John</i>			
RELATIONSHIP TO ABOVE							
<input type="checkbox"/> SON <input type="checkbox"/> DAUGHTER <input type="checkbox"/> BROTHER <input type="checkbox"/> SISTER <input type="checkbox"/> FATHER <input type="checkbox"/> MOTHER <input type="checkbox"/> GRANDSON <input type="checkbox"/> GRANDDAUGHTER <input type="checkbox"/> GRANDCHILD		<input type="checkbox"/> NEPHEW <input type="checkbox"/> NIECE <input type="checkbox"/> FATHER-IN-LAW <input type="checkbox"/> MOTHER-IN-LAW <input type="checkbox"/> SON-IN-LAW <input type="checkbox"/> DAUGHTER-IN-LAW <input type="checkbox"/> BROTHER-IN-LAW <input type="checkbox"/> SISTER-IN-LAW <input type="checkbox"/> ORPHAN		<input type="checkbox"/> STEPSON <input checked="" type="checkbox"/> STEPDAUGHTER <input type="checkbox"/> COUSIN <input type="checkbox"/> HIRED MAN <input type="checkbox"/> ROOMER <input type="checkbox"/> SERVANT <input type="checkbox"/> OTHER (<i>Specify</i>)			

FORM 10 637
1910 CENSUS INDEX - INDIVIDUAL

U. S. DEPARTMENT OF COMMERCE
BUREAU OF THE CENSUS

TEXAS

W300		NAME OF INDIVIDUAL <i>White</i>		E.D. <i>25</i>	SHEET <i>17</i>
COLOR <i>w</i>	AGE <i>2</i>	BIRTHPLACE <i>Lola</i>		VOL. <i>27</i>	
COUNTY <i>Collin</i>		CITY			
ENUMERATED WITH <i>Barrow Frank</i>					
RELATIONSHIP TO ABOVE					
<input type="checkbox"/> SON	<input type="checkbox"/> NEPHEW	<input type="checkbox"/> STEPSON			
<input type="checkbox"/> DAUGHTER	<input type="checkbox"/> NIECE	<input type="checkbox"/> STEPDAUGHTER			
<input type="checkbox"/> BROTHER	<input type="checkbox"/> FATHER-IN-LAW	<input type="checkbox"/> COUSIN			
<input type="checkbox"/> SISTER	<input type="checkbox"/> MOTHER-IN-LAW	<input type="checkbox"/> HIRED MAN			
<input type="checkbox"/> FATHER	<input type="checkbox"/> SON-IN-LAW	<input type="checkbox"/> ROOMER			
<input type="checkbox"/> MOTHER	<input type="checkbox"/> DAUGHTER-IN-LAW	<input type="checkbox"/> SERVANT			
<input type="checkbox"/> GRANDSON	<input type="checkbox"/> BROTHER-IN-LAW	<input type="checkbox"/> OTHER (Specify)			
<input checked="" type="checkbox"/> GRANDDAUGHTER	<input type="checkbox"/> SISTER-IN-LAW				
<input type="checkbox"/> GRANDCHILD	<input type="checkbox"/> ORPHAN				

FORM 10-637
1910 CENSUS INDEX - INDIVIDUAL

U. S. DEPARTMENT OF COMMERCE
BUREAU OF THE CENSUS

TEXAS

W300		NAME OF INDIVIDUAL		E.D.	SHEET
Wade		Lover		128	61
COLOR	AGE	BIRTHPLACE		VOL.	
W	8			149	
COUNTY		CITY			
		Wood			
ENUMERATED WITH					
No Head Show					
RELATIONSHIP TO ABOVE					
<input type="checkbox"/> SON	<input checked="" type="checkbox"/> NEPHEW	<input type="checkbox"/> STEPSON			
<input type="checkbox"/> DAUGHTER	<input checked="" type="checkbox"/> NIECE	<input type="checkbox"/> STEPDAUGHTER			
<input type="checkbox"/> BROTHER	<input type="checkbox"/> FATHER-IN-LAW	<input type="checkbox"/> COUSIN			
<input type="checkbox"/> SISTER	<input type="checkbox"/> MOTHER-IN-LAW	<input type="checkbox"/> HIRED MAN			
<input type="checkbox"/> FATHER	<input type="checkbox"/> SON-IN-LAW	<input type="checkbox"/> ROOMER			
<input type="checkbox"/> MOTHER	<input type="checkbox"/> DAUGHTER-IN-LAW	<input type="checkbox"/> SERVANT			
<input type="checkbox"/> GRANDSON	<input type="checkbox"/> BROTHER-IN-LAW	<input type="checkbox"/> OTHER (Specify)			
<input type="checkbox"/> GRANDDAUGHTER	<input type="checkbox"/> SISTER-IN-LAW				
<input type="checkbox"/> GRANDCHILD	<input type="checkbox"/> ORPHAN				

FORM BC-627 (5-5-67)
FORMERLY 10-637

U. S. DEPARTMENT OF COMMERCE
BUREAU OF THE CENSUS

1910 CENSUS INDEX - INDIVIDUAL

TEXAS

W300	HEAD OF FAMILY White Lelsey C		E.O. 70	SHEET 133
COLOR W	AGE 28	BIRTHPLACE Del.	VOL. 36	
COUNTY W.D.		CITY		
OTHER MEMBERS OF FAMILY				
NAME		RELATIONSHIP	AGE	BIRTHPLACE
Margaret		W	28	Pa.
Lelsey		S	12/12	Pa.

FORM 10 636
1910 CENSUS INDEX - FAMILY

U S. DEPARTMENT OF COMMERCE
BUREAU OF THE CENSUS

TEXAS

W 300	HEAD OF FAMILY		Wood, Logan P -		E.D.	SHEET
COLOR	AGE	BIRTHPLACE		VOL.		
W	34	Tenn		108		
COUNTY			CITY			
Navarro						
OTHER MEMBERS OF FAMILY						
	NAME	RELATIONSHIP	AGE	BIRTHPLACE		
	Nancy	W	39	Tenn		
	Harrister	D	19	Tenn		
	Stella	D	25	Tenn		
	Hester	D	20	Tenn		
	Harvey	S	17	Tenn		
	Sarah	D	15	Tenn		
	Emma	D	13	Tenn		

FORM 10-636A
1910 CENSUS INDEX - INDIVIDUAL

U. S. DEPARTMENT OF COMMERCE
BUREAU OF THE CENSUS

632		HEAD OF FAMILY		TEXAS	
COLOR	B	AGE	32	BIRTHPLACE	White Lodge
COUNTY	Jefferson		CITY	Daumont	
OTHER MEMBERS OF FAMILY					
NAME		RELATIONSHIP	AGE	BIRTHPLACE	
Laid		Wife	21		
Mary		Daughter	4		
Henry K. K. K.		Son	3		

E.D. 77 SHEET 226
VOL. 83

FORM 10-636
1910 CENSUS INDEX - FAMILY

U. S. DEPARTMENT OF COMMERCE
BUREAU OF THE CENSUS

TEXAS

W300 - HEAD OF FAMILY *White: Fred*

COLOR *W* AGE *45* BIRTHPLACE *Texas* E.D. *183* SHEET *313*

COUNTY *Palo Pinto* CITY VOL. *113*

OTHER MEMBERS OF FAMILY			
NAME	RELATIONSHIP	AGE	BIRTHPLACE
<i>Rosalie</i>	<i>S</i>	<i>17</i>	
<i>John</i>	<i>D</i>	<i>15</i>	
<i>Lucas</i>	<i>D</i>	<i>12</i>	
<i>W. L. Gray</i>	<i>S</i>	<i>11</i>	
<i>John</i>	<i>S</i>	<i>5</i>	
<i>John</i>	<i>S</i>	<i>4</i>	

FORM 10-636

1910 CENSUS INDEX - FAMILY

U. S. DEPARTMENT OF COMMERCE
BUREAU OF THE CENSUS

W300		HEAD OF FAMILY		White Lloyd		TEXAS	
COLOR	W	AGE	36	BIRTHPLACE	-	E.D.	13
COUNTY	Cherokee			CITY		SHEET	9
						VOL.	23
OTHER MEMBERS OF FAMILY							
NAME		RELATIONSHIP	AGE	BIRTHPLACE			
Naomie		W	27				
Flo		D	6				
Lessie		D	3				

FORM 10-636
 1910 CENSUS INDEX - FAMILY

U.S. DEPARTMENT OF COMMERCE
 BUREAU OF THE CENSUS

TEXAS

W 300-	HEAD OF FAMILY Wade Lloyd		E.D. 99	SHEET 133
COLOR W	AGE 21	BIRTHPLACE		VOL. 111
COUNTY Nueces		CITY Corpus Christi		
OTHER MEMBERS OF FAMILY				
NAME		RELATION- SHIP	AGE	BIRTHPLACE
1 Ruby		W	21	

FORM 10 636

1910 CENSUS INDEX - FAMILY

U.S. DEPARTMENT OF COMMERCE
BUREAU OF THE CENSUS

TEXAS

W300	NAME OF INDIVIDUAL <i>White, Lloyd</i>		E.D. 9	SHEET 308
COLOR <i>W</i>	AGE <i>17</i>	BIRTHPLACE		VOL. <i>10</i>
COUNTY <i>Bexar</i>		CITY <i>San Antonio</i>		
ENUMERATED WITH <i>Brown, John J.</i>				
RELATIONSHIP TO ABOVE				
<input type="checkbox"/> SON	<input type="checkbox"/> NEPHEW	<input type="checkbox"/> STEPSON		
<input type="checkbox"/> DAUGHTER	<input type="checkbox"/> NIECE	<input type="checkbox"/> STEPDAUGHTER		
<input type="checkbox"/> BROTHER	<input type="checkbox"/> FATHER-IN-LAW	<input type="checkbox"/> COUSIN		
<input type="checkbox"/> SISTER	<input type="checkbox"/> MOTHER-IN-LAW	<input type="checkbox"/> HIRED MAN		
<input type="checkbox"/> FATHER	<input type="checkbox"/> SON-IN-LAW	<input checked="" type="checkbox"/> ROOMER		
<input type="checkbox"/> MOTHER	<input type="checkbox"/> DAUGHTER-IN-LAW	<input type="checkbox"/> SERVANT		
<input type="checkbox"/> GRANDSON	<input type="checkbox"/> BROTHER-IN-LAW	<input type="checkbox"/> OTHER (Specify)		
<input type="checkbox"/> GRANDDAUGHTER	<input type="checkbox"/> SISTER-IN-LAW	_____		
<input type="checkbox"/> GRANDCHILD	<input type="checkbox"/> ORPHAN	_____		

FORM 10 637

1910 CENSUS INDEX - INDIVIDUAL

U. S. DEPARTMENT OF COMMERCE
BUREAU OF THE CENSUS

TEXAS

U300	HEAD OF FAMILY White L. Jewell Lynn		E.D. 24	SHEET 2
COLOR W	AGE 22	BIRTHPLACE Iowa	VOL. 21	
COUNTY Chambers		CITY -		
OTHER MEMBERS OF FAMILY				
NAME		RELATIONSHIP	AGE	BIRTHPLACE
Lela		W	19	
not reported		S	2/12	
Lizzie M.		M	58	Iowa

FORM 10-636
1910 CENSUS INDEX - FAMILY

U.S. DEPARTMENT OF COMMERCE
BUREAU OF THE CENSUS

W300		HEAD OF FAMILY		TEXAS	
COLOR	W	AGE	25	BIRTHPLACE	White Lland
COUNTY				E.D.	SHEET
Cherokee				12	9
				VOL.	23
OTHER MEMBERS OF FAMILY					
NAME		RELATIONSHIP	AGE	BIRTHPLACE	
Ema		W	28		
Ola		D	5		
Lessie		D	2		

FORM 10-636
1910 CENSUS INDEX - FAMILY

U. S. DEPARTMENT OF COMMERCE
BUREAU OF THE CENSUS

TEXAS

W 300	NAME OF INDIVIDUAL <i>White, Lizzy</i>		E.D. 780	SHEET 132
COLOR <i>W</i>	AGE <i>74</i>	BIRTHPLACE <i>Ky</i>	VOL. <i>119</i>	
COUNTY-		Rockwall	CITY	
ENUMERATED WITH		<i>White William D.</i>		
RELATIONSHIP TO ABOVE				
<input type="checkbox"/> SON	<input type="checkbox"/> NEPHEW	<input type="checkbox"/> STEPSON		
<input type="checkbox"/> DAUGHTER	<input type="checkbox"/> NIECE	<input type="checkbox"/> STEPDAUGHTER		
<input type="checkbox"/> BROTHER	<input type="checkbox"/> FATHER-IN-LAW	<input type="checkbox"/> COUSIN		
<input type="checkbox"/> SISTER	<input type="checkbox"/> MOTHER-IN-LAW	<input type="checkbox"/> HIRED MAN		
<input type="checkbox"/> FATHER	<input type="checkbox"/> SON-IN-LAW	<input type="checkbox"/> ROOMER		
<input checked="" type="checkbox"/> MOTHER	<input type="checkbox"/> DAUGHTER-IN-LAW	<input type="checkbox"/> SERVANT		
<input type="checkbox"/> GRANDSON	<input type="checkbox"/> BROTHER-IN-LAW	<input type="checkbox"/> OTHER (<i>Specify</i>)		
<input type="checkbox"/> GRANDDAUGHTER	<input type="checkbox"/> SISTER-IN-LAW			
<input type="checkbox"/> GRANDCHILD	<input type="checkbox"/> ORPHAN			

FORM 10 637
1910 CENSUS INDEX - INDIVIDUAL

U.S. DEPARTMENT OF COMMERCE
BUREAU OF THE CENSUS

No 300 NAME OF INDIVIDUAL <i>White Lizzie M.</i>		TEXAS	
COLOR	AGE	BIRTHPLACE	E.D. SHEET
		<i>Lowa</i>	<i>24 2</i>
COUNTY	CITY		VOL.
	<i>Chambers</i>		<i>21</i>
ENUMERATED WITH <i>White Llewellyn</i>			
RELATIONSHIP TO ABOVE			
<input type="checkbox"/> SON <input type="checkbox"/> DAUGHTER <input type="checkbox"/> BROTHER <input type="checkbox"/> SISTER <input type="checkbox"/> FATHER <input checked="" type="checkbox"/> MOTHER <input type="checkbox"/> GRANDSON <input type="checkbox"/> GRANDDAUGHTER <input type="checkbox"/> GRANDCHILD	<input type="checkbox"/> NEPHEW <input type="checkbox"/> NIECE <input type="checkbox"/> FATHER-IN-LAW <input type="checkbox"/> MOTHER-IN-LAW <input type="checkbox"/> SON-IN-LAW <input checked="" type="checkbox"/> DAUGHTER-IN-LAW <input type="checkbox"/> BROTHER-IN-LAW <input type="checkbox"/> SISTER-IN-LAW <input type="checkbox"/> ORPHAN	<input type="checkbox"/> STEPSON <input type="checkbox"/> STEPDAUGHTER <input type="checkbox"/> COUSIN <input type="checkbox"/> HIRED MAN <input type="checkbox"/> ROOMER <input type="checkbox"/> SERVANT <input type="checkbox"/> OTHER (Specify)	

FORM 10-637
1910 CENSUS INDEX - INDIVIDUAL

U.S. DEPARTMENT OF COMMERCE
BUREAU OF THE CENSUS

TEXAS

1111		HEAD OF FAMILY		L. J. Kautman		E.O.	SHEET
COLOR	AGE	BIRTHPLACE		Etc.		24	15
COUNTY		CITY		VOL.		1	
OTHER MEMBERS OF FAMILY							
NAME		RELATIONSHIP	AGE	BIRTHPLACE			
L. J. Kautman		Head	29				
Mary		Wife	8				
Evelyn		Daughter	2				
J. S. K.							

FORM 10 636

1910 CENSUS INDEX - FAMILY

U.S. DEPARTMENT OF COMMERCE
BUREAU OF THE CENSUS

TEXAS

W300		NAME OF INDIVIDUAL		E.D.	SHEET
White		Lizzie E		211	340
COLOR	AGE	BIRTHPLACE	VOL.		
W	31	Miss	132		
COUNTY		Swisher	CITY		
ENUMERATED WITH					
Whitfield, Edward W					
RELATIONSHIP TO ABOVE					
<input type="checkbox"/> SON	<input type="checkbox"/> NEPHEW	<input type="checkbox"/> STEPSON			
<input type="checkbox"/> DAUGHTER	<input type="checkbox"/> NIECE	<input type="checkbox"/> STEPDAUGHTER			
<input type="checkbox"/> BROTHER	<input type="checkbox"/> FATHER-IN-LAW	<input type="checkbox"/> COUSIN			
<input type="checkbox"/> SISTER	<input type="checkbox"/> MOTHER-IN-LAW	<input type="checkbox"/> HIRED MAN			
<input type="checkbox"/> FATHER	<input type="checkbox"/> SON-IN-LAW	<input type="checkbox"/> ROOMER			
<input type="checkbox"/> MOTHER	<input type="checkbox"/> DAUGHTER-IN-LAW	<input type="checkbox"/> SERVANT			
<input type="checkbox"/> GRANDSON	<input type="checkbox"/> BROTHER-IN-LAW	<input type="checkbox"/> OTHER (Specify)			
<input type="checkbox"/> GRANDDAUGHTER	<input checked="" type="checkbox"/> SISTER-IN-LAW				
<input type="checkbox"/> GRANDCHILD	<input type="checkbox"/> ORPHAN				

FORM BC-627 (8-9-67)
FORMERLY 10-637

U.S. DEPARTMENT OF COMMERCE
BUREAU OF THE CENSUS

1910 CENSUS INDEX - INDIVIDUAL

TEXAS

HEAD OF FAMILY <i>Wood, Lizzie B.</i>			E.D. <i>38</i>	SHEET <i>155</i>
COLOR — <i>W</i>	AGE <i>68</i>	BIRTHPLACE <i>h. Cal</i>	VOL. <i>73</i>	
COUNTY <i>Hays</i>	CITY <i>San Marcos</i>			
OTHER MEMBERS OF FAMILY				
NAME		RELATIONSHIP	AGE	BIRTHPLACE
<i>Jennie</i>		<i>D</i>	<i>40</i>	
<i>4 SE</i>				
<i>1130</i>				

FORM 10 636

1910 CENSUS INDEX - FAMILY

U. S. DEPARTMENT OF COMMERCE
BUREAU OF THE CENSUS

TEXAS

TEXAS

W.300		NAME OF INDIVIDUAL White Lizzie A		E.D. 13	SHEET 6
COLOR W	AGE 21	BIRTHPLACE		VOL. 14	
COUNTY Bosque		CITY Valley Mills			
ENUMERATED WITH Lane Driver					
RELATIONSHIP TO ABOVE					
<input type="checkbox"/> SON	<input type="checkbox"/> NEPHEW	<input type="checkbox"/> STEPSON			
<input type="checkbox"/> DAUGHTER	<input type="checkbox"/> NIECE	<input type="checkbox"/> STEPDAUGHTER			
<input type="checkbox"/> BROTHER	<input type="checkbox"/> FATHER-IN-LAW	<input type="checkbox"/> COUSIN			
<input type="checkbox"/> SISTER	<input type="checkbox"/> MOTHER-IN-LAW	<input type="checkbox"/> HIRED MAN			
<input type="checkbox"/> FATHER	<input type="checkbox"/> SON-IN-LAW	<input checked="" type="checkbox"/> ROOMER			
<input type="checkbox"/> MOTHER	<input type="checkbox"/> DAUGHTER-IN-LAW	<input type="checkbox"/> SERVANT			
<input type="checkbox"/> GRANDSON	<input type="checkbox"/> BROTHER-IN-LAW	<input type="checkbox"/> OTHER (Specify)			
<input type="checkbox"/> GRANDDAUGHTER	<input type="checkbox"/> SISTER-IN-LAW				
<input checked="" type="checkbox"/> GRANDCHILD	<input type="checkbox"/> ORPHAN				

FORM 10-637
1910 CENSUS INDEX - INDIVIDUAL

U. S. DEPARTMENT OF COMMERCE
BUREAU OF THE CENSUS

6300		HEAD OF FAMILY		TEXAS	
COLOR	AGE	BIRTHPLACE	E.D.	SHEET	
13	41	White, Lizzie	43	168	
COUNTY	CITY		VOL.		
Bexar	San Antonio		9		
OTHER MEMBERS OF FAMILY					
NAME		RELATIONSHIP	AGE	BIRTHPLACE	
Rose E.		D	24		
Thomas		S	21		

FORM 10 636
 1910 CENSUS INDEX - FAMILY

U. S. DEPARTMENT OF COMMERCE
 BUREAU OF THE CENSUS

TEXAS

W 300		HEAD OF FAMILY		E.D.	SHEET
W 300		W 300 Dizzie		149	71
COLOR	AGE	BIRTHPLACE		VOL.	
- B -	43			124	
COUNTY	Shelby			CITY	
OTHER MEMBERS OF FAMILY					
NAME		RELATIONSHIP	AGE	BIRTHPLACE	
Ella		D	21		
Alma		S	19		
Alice		D	17		
Henry		S	15		
E. J.		S	13		
Frank		S	11		
Pearl		S	10		

FORM 10-636A

1910 CENSUS INDEX - INDIVIDUAL

U. S. DEPARTMENT OF COMMERCE
BUREAU OF THE CENSUS

TEXAS

W. 300	NAME OF INDIVIDUAL <i>Witt, Lizzie</i>		E.D. <i>211</i>	SHEET <i>111</i>
COLOR <i>W</i>	AGE <i>13</i>	BIRTHPLACE <i>TX</i>	VOL. <i>120</i>	
COUNTY <i>Runnels</i>		CITY <i></i>		
ENUMERATED WITH <i>Cox, Joseph M.</i>				
RELATIONSHIP TO ABOVE				
<input type="checkbox"/> SON	<input type="checkbox"/> NEPHEW	<input type="checkbox"/> STEPSON		
<input type="checkbox"/> DAUGHTER	<input type="checkbox"/> NIECE	<input type="checkbox"/> STEPDAUGHTER		
<input type="checkbox"/> BROTHER	<input type="checkbox"/> FATHER-IN-LAW	<input type="checkbox"/> COUSIN		
<input type="checkbox"/> SISTER	<input type="checkbox"/> MOTHER-IN-LAW	<input type="checkbox"/> HIRED MAN		
<input type="checkbox"/> FATHER	<input type="checkbox"/> SON-IN-LAW	<input type="checkbox"/> ROOMER		
<input type="checkbox"/> MOTHER	<input type="checkbox"/> DAUGHTER-IN-LAW	<input type="checkbox"/> SERVANT		
<input type="checkbox"/> GRANDSON	<input type="checkbox"/> BROTHER-IN-LAW	<input type="checkbox"/> OTHER (<i>Specify</i>)		
<input type="checkbox"/> GRANDDAUGHTER	<input type="checkbox"/> SISTER-IN-LAW			
<input checked="" type="checkbox"/> GRANDCHILD	<input type="checkbox"/> ORPHAN			

FORM 10 637
1910 CENSUS INDEX - INDIVIDUAL

U. S. DEPARTMENT OF COMMERCE
BUREAU OF THE CENSUS

TEXAS

W300		HEAD OF FAMILY		E.D.	SHEET
White		Lodge		45	308
COLOR	AGE	BIRTHPLACE		VOL.	
B.	52			34	
COUNTY	Dallas		CITY		
	Dallas		Dallas		
OTHER MEMBERS OF FAMILY					
NAME		RELATIONSHIP	AGE	BIRTHPLACE	
Smith		Mother	22		
Smith		HO	4		
Smith					
2 Lodge					

FORM 10 636

1910 CENSUS INDEX - FAMILY

U.S. DEPARTMENT OF COMMERCE
BUREAU OF THE CENSUS

TEXAS

W 350	HEAD OF FAMILY		L. L. King		E.S.	SHEET
COLOR	AGE	BIRTHPLACE		VOL.		
	Wm	42	Ky		76	153
COUNTY	CITY					
Lamar	F. Miss					
OTHER MEMBERS OF FAMILY						
NAME		RELATIONSHIP	AGE	BIRTHPLACE		
Mabel, Nancy		M	10	Ky		

FORM 10-636
- 1910 CENSUS INDEX - FAMILY

U.S. DEPARTMENT OF COMMERCE
BUREAU OF THE CENSUS

TEXAS

20504		HEAD OF FAMILY, <i>White</i>		E.D.	SHEET
COLOR <i>A</i>	AGE <i>12</i>	BIRTHPLACE <i>Walker</i>		<i>51</i>	<i>16</i>
COUNTY <i>-</i>	Walker		CITY	VOL. <i>141</i>	
OTHER MEMBERS OF FAMILY					
NAME		RELATIONSHIP	AGE	BIRTHPLACE	
<i>Ann</i>		<i>D</i>	<i>16</i>		
<i>Ann</i>		<i>SD</i>	<i>2</i>		

FORM 10-636
1910 CENSUS INDEX - FAMILY

U.S. DEPARTMENT OF COMMERCE
BUREAU OF THE CENSUS

TEXAS

W 300		NAME OF INDIVIDUAL <i>Wood, Lizzie</i>		E.D. 20	SHEET 263
COLOR <i>B</i>	AGE 26	BIRTHPLACE		VOL. 53	
COUNTY		Fort Bend	CITY		
ENUMERATED WITH <i>Parkins, Billie</i>					
RELATIONSHIP TO ABOVE					
<input type="checkbox"/> SON <input type="checkbox"/> DAUGHTER <input type="checkbox"/> BROTHER <input type="checkbox"/> SISTER <input type="checkbox"/> FATHER <input type="checkbox"/> MOTHER <input type="checkbox"/> GRANDSON <input type="checkbox"/> GRANDDAUGHTER <input type="checkbox"/> GRANDCHILD		<input type="checkbox"/> NEPHEW <input type="checkbox"/> NIECE <input type="checkbox"/> FATHER-IN-LAW <input type="checkbox"/> MOTHER-IN-LAW <input type="checkbox"/> SON-IN-LAW <input type="checkbox"/> DAUGHTER-IN-LAW <input type="checkbox"/> BROTHER-IN-LAW <input type="checkbox"/> SISTER-IN-LAW <input type="checkbox"/> ORPHAN		<input type="checkbox"/> STEPSON <input type="checkbox"/> STEPDAUGHTER <input type="checkbox"/> COUSIN <input type="checkbox"/> HIRED MAN <input type="checkbox"/> ROOMER <input type="checkbox"/> SERVANT <input checked="" type="checkbox"/> OTHER (Specify) <i>Housekeeper</i>	

FORM 10-637
1910 CENSUS INDEX - INDIVIDUAL

U.S. DEPARTMENT OF COMMERCE
BUREAU OF THE CENSUS

TEXAS

W 300		NAME OF INDIVIDUAL <i>Wade Lizzie</i>		E.D. 97	SHEET 156
COLOR W	AGE 16	BIRTHPLACE		VOL. 40	
COUNTY Denton		CITY			
ENUMERATED WITH <i>Collins D H.</i>					
RELATIONSHIP TO ABOVE					
<input type="checkbox"/> SON	<input type="checkbox"/> NEPHEW	<input type="checkbox"/> STEPSON			
<input type="checkbox"/> DAUGHTER	<input type="checkbox"/> NIECE	<input checked="" type="checkbox"/> STEPDAUGHTER			
<input type="checkbox"/> BROTHER	<input type="checkbox"/> FATHER-IN-LAW	<input type="checkbox"/> COUSIN			
<input type="checkbox"/> SISTER	<input type="checkbox"/> MOTHER-IN-LAW	<input type="checkbox"/> HIRED MAN			
<input type="checkbox"/> FATHER	<input type="checkbox"/> SON-IN-LAW	<input type="checkbox"/> ROOMER			
<input type="checkbox"/> MOTHER	<input type="checkbox"/> DAUGHTER-IN-LAW	<input type="checkbox"/> SERVANT			
<input type="checkbox"/> GRANDSON	<input type="checkbox"/> BROTHER-IN-LAW	<input type="checkbox"/> OTHER (Specify)			
<input type="checkbox"/> GRANDDAUGHTER	<input type="checkbox"/> SISTER-IN-LAW				
<input type="checkbox"/> GRANDCHILD	<input type="checkbox"/> ORPHAN				

FORM 10-637
1910 CENSUS INDEX - INDIVIDUAL

U.S. DEPARTMENT OF COMMERCE
BUREAU OF THE CENSUS

TEXAS

HEAD OF FAMILY		<i>White Lizzie</i>		E.D.	SHEET
COLOR	AGE	BIRTHPLACE	VOL.		
<i>B</i>	<i>30</i>	<i>Tenn</i>	<i>68</i>		
COUNTY	CITY				
<i>Harris</i>	<i>Houston</i>				
OTHER MEMBERS OF FAMILY					
NAME		RELATIONSHIP	AGE	BIRTHPLACE	
<i>Jackson Ollie</i>		<i>m</i>	<i>14</i>		
<i>L L</i>					

FORM 10-636
1910 CENSUS INDEX - FAMILYU.S. DEPARTMENT OF COMMERCE
BUREAU OF THE CENSUS

TEXAS

w3 ac		NAME OF INDIVIDUAL <i>White Lizzie</i>		E.D.	SHEET
COLOR <i>B</i>	AGE <i>39</i>	BIRTHPLACE		<i>45</i>	<i>498</i>
COUNTY				VOL.	
		<i>Harris</i>	CITY	<i>69</i>	
ENUMERATED WITH		<i>Katman Hill</i>			
RELATIONSHIP TO ABOVE					
<input type="checkbox"/> SON	<input type="checkbox"/> NEPHEW	<input type="checkbox"/> STEPSON			
<input type="checkbox"/> DAUGHTER	<input type="checkbox"/> NIECE	<input type="checkbox"/> STEPDAUGHTER			
<input type="checkbox"/> BROTHER	<input type="checkbox"/> FATHER-IN-LAW	<input type="checkbox"/> COUSIN			
<input type="checkbox"/> SISTER	<input type="checkbox"/> MOTHER-IN-LAW	<input type="checkbox"/> HIRED MAN			
<input type="checkbox"/> FATHER	<input type="checkbox"/> SON-IN-LAW	<input type="checkbox"/> ROOMER			
<input type="checkbox"/> MOTHER	<input type="checkbox"/> DAUGHTER-IN-LAW	<input checked="" type="checkbox"/> SERVANT			
<input type="checkbox"/> GRANDSON	<input type="checkbox"/> BROTHER-IN-LAW	<input type="checkbox"/> OTHER (Specify)			
<input type="checkbox"/> GRANDDAUGHTER	<input type="checkbox"/> SISTER-IN-LAW				
<input type="checkbox"/> GRANDCHILD	<input type="checkbox"/> ORPHAN				

FORM 10-637

1910 CENSUS INDEX - INDIVIDUAL

U.S. DEPARTMENT OF COMMERCE
BUREAU OF THE CENSUS

W300		NAME OF INDIVIDUAL		TEXAS	
COLOR	AGE	BIRTHPLACE	E.D.	SHEET	
mu	9	Lizzie	112	108	
COUNTY			VOL.		
Ellis			46		
ENUMERATED WITH					
York Henry					
RELATIONSHIP TO ABOVE					
<input type="checkbox"/> SON	<input type="checkbox"/> NEPHEW	<input type="checkbox"/> STEPSON			
<input checked="" type="checkbox"/> DAUGHTER	<input type="checkbox"/> NIECE	<input type="checkbox"/> STEPDAUGHTER			
<input type="checkbox"/> BROTHER	<input type="checkbox"/> FATHER-IN-LAW	<input type="checkbox"/> COUSIN			
<input type="checkbox"/> SISTER	<input type="checkbox"/> MOTHER-IN-LAW	<input type="checkbox"/> WIFE OF MAN			
<input type="checkbox"/> FATHER	<input type="checkbox"/> SON-IN-LAW	<input type="checkbox"/> ROOMER			
<input type="checkbox"/> MOTHER	<input type="checkbox"/> DAUGHTER-IN-LAW	<input type="checkbox"/> SERVANT			
<input type="checkbox"/> GRANDSON	<input type="checkbox"/> BROTHER-IN-LAW	<input type="checkbox"/> OTHER (Specify)			
<input type="checkbox"/> GRANDDAUGHTER	<input type="checkbox"/> SISTER-IN-LAW				
<input type="checkbox"/> GRANDCHILD	<input type="checkbox"/> ORPHAN				

FORM 10-637
1910 CENSUS INDEX - INDIVIDUAL

U.S. DEPARTMENT OF COMMERCE
BUREAU OF THE CENSUS

TEXAS

W300	NAME OF INDIVIDUAL Wheat, Lizzie		E.O. 81	SHEET 182
COLOR B	AGE 20	BIRTHPLACE	VOL. 137	
COUNTY	CITY Austin			
ENUMERATED WITH Hubbard, Henry				
RELATIONSHIP TO ABOVE				
<input type="checkbox"/> SON <input checked="" type="checkbox"/> DAUGHTER <input type="checkbox"/> BROTHER <input type="checkbox"/> SISTER <input type="checkbox"/> FATHER <input type="checkbox"/> MOTHER <input type="checkbox"/> GRANDSON <input type="checkbox"/> GRANDDAUGHTER <input type="checkbox"/> GRANDCHILD		<input type="checkbox"/> NEPHEW <input type="checkbox"/> NIECE <input type="checkbox"/> FATHER-IN-LAW <input type="checkbox"/> MOTHER-IN-LAW <input type="checkbox"/> SON-IN-LAW <input type="checkbox"/> DAUGHTER-IN-LAW <input type="checkbox"/> BROTHER-IN-LAW <input type="checkbox"/> SISTER-IN-LAW <input type="checkbox"/> ORPHAN		
		<input type="checkbox"/> STEPSON <input type="checkbox"/> STEPDAUGHTER <input type="checkbox"/> COUSIN <input type="checkbox"/> HIRED MAN <input type="checkbox"/> ROOMER <input type="checkbox"/> SERVANT <input type="checkbox"/> OTHER (Specify)		

FORM 10-637
1910 CENSUS INDEX - INDIVIDUAL

U.S. DEPARTMENT OF COMMERCE
BUREAU OF THE CENSUS

TEXAS

W 300		NAME OF INDIVIDUAL White Lizzie		E.D. 281	SHEET 10
COLOR B	AGE 35	BIRTHPLACE		VOL. 132	
COUNTY		Tom Green		CITY San Angelo	
ENUMERATED WITH Marty Martinez L.					
RELATIONSHIP TO ABOVE					
<input type="checkbox"/> SON	<input type="checkbox"/> NEPHEW	<input type="checkbox"/> STEPSON			
<input type="checkbox"/> DAUGHTER	<input type="checkbox"/> NIECE	<input type="checkbox"/> STEPDAUGHTER			
<input type="checkbox"/> BROTHER	<input type="checkbox"/> FATHER-IN-LAW	<input type="checkbox"/> COUSIN			
<input type="checkbox"/> SISTER	<input type="checkbox"/> MOTHER-IN-LAW	<input type="checkbox"/> HIRED MAN			
<input type="checkbox"/> FATHER	<input type="checkbox"/> SON-IN-LAW	<input type="checkbox"/> ROOMER			
<input type="checkbox"/> MOTHER	<input type="checkbox"/> DAUGHTER-IN-LAW	<input checked="" type="checkbox"/> DOMESTIC SERVANT			
<input type="checkbox"/> GRANDSON	<input type="checkbox"/> BROTHER-IN-LAW	<input type="checkbox"/> OTHER (Specify)			
<input type="checkbox"/> GRANDDAUGHTER	<input type="checkbox"/> SISTER-IN-LAW	<input type="checkbox"/>			
<input type="checkbox"/> GRANDCHILD	<input type="checkbox"/> ORPHAN	<input type="checkbox"/>			

FORM BC-627 (5-5-67)
FORMERLY 10-637

1910 CENSUS INDEX - INDIVIDUAL

U.S. DEPARTMENT OF COMMERCE
BUREAU OF THE CENSUS

TEXAS

W 300	NAME OF INDIVIDUAL <i>White Lizzie</i>		E.D. 148	SHEET 185
COLOR B	AGE 13	BIRTHPLACE <i>Tex</i>	VOL. 124	
COUNTY Shelby	CITY			
ENUMERATED WITH <i>Greer Alven</i>				
RELATIONSHIP TO ABOVE				
<input type="checkbox"/> SON <input checked="" type="checkbox"/> DAUGHTER <input type="checkbox"/> BROTHER <input type="checkbox"/> SISTER <input type="checkbox"/> FATHER <input type="checkbox"/> MOTHER <input type="checkbox"/> GRANDSON <input type="checkbox"/> GRANDDAUGHTER <input type="checkbox"/> GRANDCHILD <input type="checkbox"/> NEPHEW <input type="checkbox"/> NIECE <input type="checkbox"/> FATHER-IN-LAW <input type="checkbox"/> MOTHER-IN-LAW <input type="checkbox"/> SON-IN-LAW <input type="checkbox"/> DAUGHTER-IN-LAW <input type="checkbox"/> BROTHER-IN-LAW <input type="checkbox"/> SISTER-IN-LAW <input type="checkbox"/> ORPHAN <input type="checkbox"/> STEPSON <input type="checkbox"/> STEPDAUGHTER <input type="checkbox"/> COUSIN <input type="checkbox"/> HIRED MAN <input type="checkbox"/> ROOMER <input type="checkbox"/> SERVANT <input type="checkbox"/> OTHER (Specify)				

FORM 10-637 (8-18-62)

1910 CENSUS INDEX - INDIVIDUAL

U.S. DEPARTMENT OF COMMERCE
BUREAU OF THE CENSUS

* GPO : 1902 O-661423

TEXAS

HEAD OF FAMILY		E.D.		SHEET	
U. Hill Lizzie		37		226	
COLOR	AGE	BIRTHPLACE		VOL.	
White	34	Hayo		73	
COUNTY			CITY		
			San Marcos		
OTHER MEMBERS OF FAMILY					
NAME		RELATIONSHIP	AGE	BIRTHPLACE	
Byron Bassie		D	18		
Walter Charlie		S	16		
Walter Willie		S	17		
Anderson Lernal		S	31		
Johnson Sarah		D	11/12		

FORM 10 636
1910 CENSUS INDEX - FAMILY

U. S. DEPARTMENT OF COMMERCE
BUREAU OF THE CENSUS

TEXAS

w.300		NAME OF INDIVIDUAL <i>White, Lizzie</i>		E.D. <i>24</i>	SHEET <i>95</i>
COLOR <i>W</i>	AGE <i>40</i>	BIRTHPLACE <i>Ala</i>		VOL <i>33</i>	
COUNTY <i>Montgomery</i>			CITY <i>Montgomery</i>		
ENUMERATED WITH <i>Warrell, William</i>					
RELATIONSHIP TO ABOVE					
<input type="checkbox"/> SON	<input type="checkbox"/> NEPHEW	<input type="checkbox"/> STEPSON			
<input type="checkbox"/> DAUGHTER	<input type="checkbox"/> NIECE	<input type="checkbox"/> STEPDAUGHTER			
<input type="checkbox"/> BROTHER	<input type="checkbox"/> FATHER-IN-LAW	<input type="checkbox"/> COUSIN			
<input type="checkbox"/> SISTER	<input type="checkbox"/> MOTHER-IN-LAW	<input type="checkbox"/> HIRED MAN			
<input type="checkbox"/> FATHER	<input type="checkbox"/> SON-IN-LAW	<input type="checkbox"/> ROOMER			
<input type="checkbox"/> MOTHER	<input type="checkbox"/> DAUGHTER-IN-LAW	<input type="checkbox"/> SERVANT			
<input type="checkbox"/> GRANDSON	<input type="checkbox"/> BROTHER-IN-LAW	<input checked="" type="checkbox"/> OTHER (Specify) <i>uncle</i>			
<input type="checkbox"/> GRANDDAUGHTER	<input type="checkbox"/> SISTER-IN-LAW				
<input type="checkbox"/> GRANDCHILD	<input type="checkbox"/> ORPHAN				

FORM 10-637

1910 CENSUS INDEX - INDIVIDUAL

U.S. DEPARTMENT OF COMMERCE
BUREAU OF THE CENSUS

TEXAS

W 300	NAME OF INDIVIDUAL <i>White Luzzo</i>		E. D. 47	SHEET 112
COLOR 13	AGE 28	BIRTHPLACE	VOL. 34	
COUNTY Dallas		CITY Dallas		
ENUMERATED WITH <i>Earnest William W</i>				
RELATIONSHIP TO ABOVE				
<input type="checkbox"/> SON	<input type="checkbox"/> NEPHEW	<input type="checkbox"/> STEPSON		
<input type="checkbox"/> DAUGHTER	<input type="checkbox"/> NIECE	<input type="checkbox"/> STEPDAUGHTER		
<input type="checkbox"/> BROTHER	<input type="checkbox"/> FATHER-IN-LAW	<input type="checkbox"/> COUSIN		
<input type="checkbox"/> SISTER	<input type="checkbox"/> MOTHER-IN-LAW	<input type="checkbox"/> HIRED MAN.		
<input type="checkbox"/> FATHER	<input type="checkbox"/> SON-IN-LAW	<input type="checkbox"/> ROOMER		
<input type="checkbox"/> MOTHER	<input type="checkbox"/> DAUGHTER-IN-LAW	<input checked="" type="checkbox"/> SERVANT		
<input type="checkbox"/> GRANDSON	<input type="checkbox"/> BROTHER-IN-LAW	<input type="checkbox"/> OTHER (Specify)		
<input type="checkbox"/> GRANDDAUGHTER	<input type="checkbox"/> SISTER-IN-LAW			
<input type="checkbox"/> GRANDCHILD	<input type="checkbox"/> ORPHAN			

FORM 10-637
1910 CENSUS INDEX - INDIVIDUAL

U. S. DEPARTMENT OF COMMERCE
BUREAU OF THE CENSUS

TEXAS

W 300		HEAD OF FAMILY		White Leiza		E.O.	SHEET
COLOR	B	AGE	40	BIRTHPLACE		53	162
COUNTY				Falls	CITY	VOL. 49	
				Lad.			
OTHER MEMBERS OF FAMILY							
NAME		RELATIONSHIP		AGE	BIRTHPLACE		
- 1 Falls		S		26			

FORM 10-636
 1910 CENSUS INDEX - FAMILY

U.S. DEPARTMENT OF COMMERCE
 BUREAU OF THE CENSUS

TEXAS

1300		HEAD OF FAMILY		White Liza A.		E.D.	SHEET
COLOR	24	AGE	79	BIRTHPLACE	Tenn	36	78
COUNTY	De Witt			CITY		VOL.	38
OTHER MEMBERS OF FAMILY							
NAME	RELATIONSHIP	AGE	BIRTHPLACE				
Laundery	Mary	38					
	Lula	35					
	Bill	33					
	Olga	27					
	Jessie	18					
	Joseph	15					

FORM 10-636
1910 CENSUS INDEX - FAMILY

U.S. DEPARTMENT OF COMMERCE
BUREAU OF THE CENSUS

TEXAS

71300		HEAD OF FAMILY		white, Legas		E.D.	SHEET
COLOR	B	AGE	60	BIRTHPLACE		7	18
COUNTY	Brazoria			CITY		VOL.	16
OTHER MEMBERS OF FAMILY							
NAME		RELATIONSHIP	AGE	BIRTHPLACE			
Mark		S	22				
Rucker, Sallie		SD	31				

FORM 10-636

1910 CENSUS INDEX - FAMILY

U.S. DEPARTMENT OF COMMERCE
BUREAU OF THE CENSUS

TEXAS

W300	HEAD OF FAMILY		E.D.	SHEET
	Wade - Fagan		46	238
COLOR	AGE	BIRTHPLACE	VOL.	
P	36		92	
COUNTY			CITY	
Lee				
OTHER MEMBERS OF FAMILY.				
NAME		RELATIONSHIP	AGE	BIRTHPLACE
1 Bo				

FORM 10-636
1910 CENSUS INDEX - FAMILY

U. S. DEPARTMENT OF COMMERCE
BUREAU OF THE CENSUS

TEXAS

W 300		NAME OF INDIVIDUAL W hite, Liza		E.D. 52	SHEET 31
COLOR B	AGE 4	BIRTHPLACE		VOL. 102	
COUNTY Milam			CITY		
ENUMERATED WITH White, Lee					
RELATIONSHIP TO ABOVE					
<input type="checkbox"/> SON	<input type="checkbox"/> NEPHEW	<input type="checkbox"/> STEPSON			
<input type="checkbox"/> DAUGHTER	<input type="checkbox"/> NIECE	<input type="checkbox"/> STEPDAUGHTER			
<input type="checkbox"/> BROTHER	<input type="checkbox"/> FATHER-IN-LAW	<input type="checkbox"/> COUSIN			
<input type="checkbox"/> SISTER	<input type="checkbox"/> MOTHER-IN-LAW	<input type="checkbox"/> HIRED MAN			
<input type="checkbox"/> FATHER	<input type="checkbox"/> SON-IN-LAW	<input type="checkbox"/> ROOMER			
<input type="checkbox"/> MOTHER	<input type="checkbox"/> DAUGHTER-IN-LAW	<input type="checkbox"/> SERVANT			
<input type="checkbox"/> GRANDSON	<input type="checkbox"/> BROTHER-IN-LAW	<input checked="" type="checkbox"/> OTHER (Specify)			
<input type="checkbox"/> GRANDDAUGHTER	<input type="checkbox"/> SISTER-IN-LAW	GCH			
<input type="checkbox"/> GRANDCHILD	<input type="checkbox"/> ORPHAN				

FORM 10-637

1910 CENSUS INDEX - INDIVIDUAL

U. S. DEPARTMENT OF COMMERCE
BUREAU OF THE CENSUS

TEXAS

W300	NAME OF INDIVIDUAL <i>White, Lura</i>		E.D. 71	SHEET 282
COLOR B	AGE 40	BIRTHPLACE	VOL. 137	
COUNTY Travis	CITY			
ENUMERATED WITH <i>Crosby, R. G.</i>				
RELATIONSHIP TO ABOVE				
<input type="checkbox"/> SON	<input type="checkbox"/> NEPHEW	<input type="checkbox"/> STEPSON		
<input type="checkbox"/> DAUGHTER	<input type="checkbox"/> NIECE	<input type="checkbox"/> STEPDAUGHTER		
<input type="checkbox"/> BROTHER	<input type="checkbox"/> FATHER-IN-LAW	<input type="checkbox"/> COUSIN		
<input type="checkbox"/> SISTER	<input type="checkbox"/> MOTHER-IN-LAW	<input type="checkbox"/> HIRED MAN		
<input type="checkbox"/> FATHER	<input type="checkbox"/> SON-IN-LAW	<input type="checkbox"/> ROOMER		
<input type="checkbox"/> MOTHER	<input type="checkbox"/> DAUGHTER-IN-LAW	<input checked="" type="checkbox"/> SERVANT		
<input type="checkbox"/> GRANDSON	<input type="checkbox"/> BROTHER-IN-LAW	<input type="checkbox"/> OTHER (Specify)		
<input type="checkbox"/> GRANDDAUGHTER	<input type="checkbox"/> SISTER-IN-LAW			
<input type="checkbox"/> GRANDCHILD	<input type="checkbox"/> ORPHAN			

FORM 10-637
1910 CENSUS INDEX - INDIVIDUAL

U. S. DEPARTMENT OF COMMERCE
BUREAU OF THE CENSUS

TEXAS

U.S.C.		HEAD OF FAMILY		E.D.	SHEET
COLOR B		White Side, Ligo		14	20
AGE 60		BIRTHPLACE		VOL.	6
COUNTY			CITY		
Brazos					
OTHER MEMBERS OF FAMILY					
NAME		RELATIONSHIP	AGE	BIRTHPLACE	
Lung Emma		D.	18		
1 Lee		GC	14		

FORM 10-636

1910 CENSUS INDEX - FAMILY

U.S. DEPARTMENT OF COMMERCE
BUREAU OF THE CENSUS

TEXAS

W300	HEAD OF FAMILY Witt Littleton D		E.D. 114	SHEET 84
COLOR W	AGE 43	BIRTHPLACE Ga	VOL. 46	
COUNTY Ellis		CITY		
OTHER MEMBERS OF FAMILY				
	NAME	RELATION- SHIP	AGE	BIRTHPLACE
	Johnnie	W	43	Ga
	Jimmie	S	17	Als
	Bertha	D	14	I
	Nettie	D	12	Ga

FORM 10-636
1910 CENSUS INDEX - FAMILY

U.S. DEPARTMENT OF COMMERCE
BUREAU OF THE CENSUS

TEXAS

W 300		HEAD OF FAMILY		E.D.	SHEET
White		Ligue		132	179
COLOR	W	AGE	38	VOL: 89	
COUNTY			CITY		
Knox					
OTHER MEMBERS OF FAMILY					
NAME	RELATIONSHIP	AGE	BIRTHPLACE		
Georgia	W	33	ark		
Betha	D	15			
Virgie	D	13			
Albin	S	10			
Paul	S	9			
J. O.	S	5			
John	S	3			

FORM 10-636A

1910 CENSUS INDEX - INDIVIDUAL

U.S. DEPARTMENT OF COMMERCE
BUREAU OF THE CENSUS

TEXAS

W300	NAME OF INDIVIDUAL <i>W. White, Linn</i>		E.D. <i>144</i>	SHEET <i>99</i>
COLOR <i>W</i>	AGE <i>21</i>	BIRTHPLACE	VOL. <i>4/6</i>	
COUNTY <i>Ellis</i>		CITY		
ENUMERATED WITH <i>White, W. G.</i>				
RELATIONSHIP TO ABOVE				
<input type="checkbox"/> SON	<input type="checkbox"/> NEPHEW	<input type="checkbox"/> STEPSON		
<input type="checkbox"/> DAUGHTER	<input type="checkbox"/> NIECE	<input type="checkbox"/> STEPDAUGHTER		
<input type="checkbox"/> BROTHER	<input type="checkbox"/> FATHER-IN-LAW	<input type="checkbox"/> COUSIN		
<input checked="" type="checkbox"/> SISTER	<input type="checkbox"/> MOTHER-IN-LAW	<input type="checkbox"/> HIRED MAN		
<input type="checkbox"/> FATHER	<input type="checkbox"/> SON-IN-LAW	<input type="checkbox"/> ROOMER		
<input type="checkbox"/> MOTHER	<input type="checkbox"/> DAUGHTER-IN-LAW	<input type="checkbox"/> SERVANT		
<input type="checkbox"/> GRANDSON	<input type="checkbox"/> BROTHER-IN-LAW	<input type="checkbox"/> OTHER (Specify)		
<input type="checkbox"/> GRANDDAUGHTER	<input type="checkbox"/> SISTER-IN-LAW			
<input type="checkbox"/> GRANDCHILD	<input type="checkbox"/> ORPHAN			

FORM 10-637

1910 CENSUS INDEX - INDIVIDUAL

U.S. DEPARTMENT OF COMMERCE
BUREAU OF THE CENSUS

TEXAS

W300		NAME OF INDIVIDUAL Wood, Linnie		E.D. 23	SHEET 167
COLOR W	AGE 78	BIRTHPLACE Tenn		VOL. 48	
COUNTY Erath		CITY Dublin			
ENUMERATED WITH Chesler Chas Y.					
RELATIONSHIP TO ABOVE					
<input type="checkbox"/> SON	<input type="checkbox"/> NEPHEW	<input type="checkbox"/> STEPSON			
<input type="checkbox"/> DAUGHTER	<input type="checkbox"/> NIECE	<input type="checkbox"/> STEPDAUGHTER			
<input type="checkbox"/> BROTHER	<input type="checkbox"/> FATHER-IN-LAW	<input type="checkbox"/> COUSIN			
<input type="checkbox"/> SISTER	<input type="checkbox"/> MOTHER-IN-LAW	<input type="checkbox"/> HIRED MAN			
<input type="checkbox"/> FATHER	<input type="checkbox"/> SON-IN-LAW	<input checked="" type="checkbox"/> ROOMER			
<input type="checkbox"/> MOTHER	<input type="checkbox"/> DAUGHTER-IN-LAW	<input type="checkbox"/> SERVANT			
<input type="checkbox"/> GRANDSON	<input type="checkbox"/> BROTHER-IN-LAW	<input type="checkbox"/> OTHER (Specify)			
<input type="checkbox"/> GRANDDAUGHTER	<input type="checkbox"/> SISTER-IN-LAW				
<input type="checkbox"/> GRANDCHILD	<input type="checkbox"/> ORPHAN				

FORM 10 637

1910 CENSUS INDEX - INDIVIDUAL

U.S. DEPARTMENT OF COMMERCE
BUREAU OF THE CENSUS

TEXAS

12300	HEAD OF FAMILY W. J. Hall		E.D. 92	SHEET 77
COLOR B	AGE 46	BIRTHPLACE	VOL. 104	
COUNTY Polk		CITY		
OTHER MEMBERS OF FAMILY				
NAME		RELATIONSHIP	AGE	BIRTHPLACE
W. J. Hall		W	42	
Rufus		S	27	
James		S	24	
Mary		D	18	
W. J. Hall		D	15	
W. J. Hall		S	7	

FORM 10 636
1910 CENSUS INDEX - FAMILY

U. S. DEPARTMENT OF COMMERCE
BUREAU OF THE CENSUS

TEXAS

W 300		NAME OF INDIVIDUAL <i>Wyatt, Lindy</i>		E.D. 104	SHEET 72
COLOR B	AGE 7	BIRTHPLACE		VOL. 122	
COUNTY <i>San Jacinto</i>			CITY		
ENUMERATED WITH <i>Lercard, Andy</i>					
RELATIONSHIP TO ABOVE					
<input type="checkbox"/> SON	<input type="checkbox"/> NEPHEW	<input type="checkbox"/> STEPSON			
<input type="checkbox"/> DAUGHTER	<input type="checkbox"/> NIECE	<input type="checkbox"/> STEPDAUGHTER			
<input type="checkbox"/> BROTHER	<input type="checkbox"/> FATHER-IN-LAW	<input type="checkbox"/> COUSIN			
<input type="checkbox"/> SISTER	<input type="checkbox"/> MOTHER-IN-LAW	<input type="checkbox"/> HIRED MAN			
<input type="checkbox"/> FATHER	<input type="checkbox"/> SON-IN-LAW	<input type="checkbox"/> ROOMER			
<input type="checkbox"/> MOTHER	<input type="checkbox"/> DAUGHTER-IN-LAW	<input type="checkbox"/> SERVANT			
<input type="checkbox"/> GRANDSON	<input type="checkbox"/> BROTHER-IN-LAW	<input type="checkbox"/> OTHER (Specify)			
<input type="checkbox"/> GRANDDAUGHTER	<input type="checkbox"/> SISTER-IN-LAW				
<input type="checkbox"/> GRANDCHILD	<input checked="" type="checkbox"/> ORPHAN				

FORM 16-637 (9-16-62)

U.S. DEPARTMENT OF COMMERCE
BUREAU OF THE CENSUS

* GPO : 1962 O-661483

- 1910 CENSUS INDEX - INDIVIDUAL

TEXAS

w300		NAME OF INDIVIDUAL <i>Wyat Lindsey</i>		E.D. 726	SHEET 306
COLOR <i>W</i>	AGE <i>19</i>	BIRTHPLACE		VOL. <i>114</i>	
COUNTY <i>Panola</i>			CITY		
ENUMERATED WITH <i>Phillips Lindsey</i>					
RELATIONSHIP TO ABOVE					
<input type="checkbox"/> SON	<input type="checkbox"/> NEPHEW	<input type="checkbox"/> STEPSON			
<input type="checkbox"/> DAUGHTER	<input type="checkbox"/> NIECE	<input type="checkbox"/> STEPDAUGHTER			
<input type="checkbox"/> BROTHER	<input type="checkbox"/> FATHER-IN-LAW	<input type="checkbox"/> COUSIN			
<input type="checkbox"/> SISTER	<input type="checkbox"/> MOTHER-IN-LAW	<input type="checkbox"/> HIRED MAN			
<input type="checkbox"/> FATHER	<input type="checkbox"/> SON-IN-LAW	<input type="checkbox"/> ROOMER			
<input type="checkbox"/> MOTHER	<input type="checkbox"/> DAUGHTER-IN-LAW	<input type="checkbox"/> SERVANT			
<input type="checkbox"/> GRANDSON	<input checked="" type="checkbox"/> BROTHER-IN-LAW	<input type="checkbox"/> OTHER (Specify)			
<input type="checkbox"/> GRANDDAUGHTER	<input type="checkbox"/> SISTER-IN-LAW	_____			
<input type="checkbox"/> GRANDCHILD	<input type="checkbox"/> ORPHAN	_____			

FORM 10-637

1910 CENSUS INDEX - INDIVIDUAL

U. S. DEPARTMENT OF COMMERCE
BUREAU OF THE CENSUS

TEXAS

U-300	NAME OF INDIVIDUAL Wood, Lindley J.		E.D. 203	SHEET 6
COLOR W	AGE 18	BIRTHPLACE	VOL. 113	
COUNTY Reagan		CITY		
ENUMERATED WITH Johnson, Henry				
RELATIONSHIP TO ABOVE				
<input type="checkbox"/> SON <input type="checkbox"/> DAUGHTER <input type="checkbox"/> BROTHER <input type="checkbox"/> SISTER <input type="checkbox"/> FATHER <input type="checkbox"/> MOTHER <input type="checkbox"/> GRANDSON <input type="checkbox"/> GRANDDAUGHTER <input type="checkbox"/> GRANDCHILD		<input type="checkbox"/> NEPHEW <input type="checkbox"/> NIECE <input type="checkbox"/> FATHER-IN-LAW <input type="checkbox"/> MOTHER-IN-LAW <input type="checkbox"/> SON-IN-LAW <input type="checkbox"/> DAUGHTER-IN-LAW <input type="checkbox"/> BROTHER-IN-LAW <input type="checkbox"/> SISTER-IN-LAW <input type="checkbox"/> ORPHAN		<input type="checkbox"/> STEPSON <input type="checkbox"/> STEPDAUGHTER <input type="checkbox"/> COUSIN <input type="checkbox"/> HIRED MAN <input checked="" type="checkbox"/> ROOMER <input type="checkbox"/> SERVANT <input type="checkbox"/> OTHER (Specify)

FORM 10-637
1910 CENSUS INDEX - INDIVIDUAL

U. S. DEPARTMENT OF COMMERCE
BUREAU OF THE CENSUS

TEXAS

14300		HEAD OF FAMILY		Wood Lincoln		E.D.	SHEET
COLOR	AGE	BIRTHPLACE				254	41
	W	38				VOL.	
COUNTY	Sterling			CITY		126	
OTHER MEMBERS OF FAMILY							
NAME			RELATIONSHIP	AGE	BIRTHPLACE		
Ada			W	31	Ga		
Adolph			S	9			
Bertha			D	7			
Lanita			D	4			

FORM 10 636
1910 CENSUS INDEX - FAMILY

U.S. DEPARTMENT OF COMMERCE
BUREAU OF THE CENSUS

TEXAS

W300	HEAD OF FAMILY White Limuel		E.D. 6	SHEET 1
COLOR W	AGE 50	BIRTHPLACE Georgia	VOL. 13	
COUNTY Brewster	CITY			
OTHER MEMBERS OF FAMILY				
NAME		RELATIONSHIP	AGE	BIRTHPLACE
White Elizabeth		W	93	
Oliver E		D	16	
Claude		S	18	
Effie		D	13	
Ernest		S	11	
Ada		D	5	
Margaret		D	4	

* FORM 10 636

1910 CENSUS INDEX - FAMILY -

U. S. DEPARTMENT OF COMMERCE
BUREAU OF THE CENSUS

TEXAS

W300	NAME OF INDIVIDUAL Wade, Lily Bell		E.D. 80	SHEET 277
COLOR B	AGE 23	BIRTHPLACE	VOL. 90	
COUNTY Lamar		CITY Paris		
ENUMERATED WITH Haynes, Matt				
RELATIONSHIP TO ABOVE				
<input type="checkbox"/> SON	<input type="checkbox"/> NEPHEW	<input type="checkbox"/> STEPSON		
<input checked="" type="checkbox"/> DAUGHTER	<input type="checkbox"/> NIECE	<input type="checkbox"/> STEPDAUGHTER		
<input type="checkbox"/> BROTHER	<input type="checkbox"/> FATHER-IN-LAW	<input type="checkbox"/> COUSIN		
<input type="checkbox"/> SISTER	<input type="checkbox"/> MOTHER-IN-LAW	<input type="checkbox"/> HIRED MAN		
<input type="checkbox"/> FATHER	<input type="checkbox"/> SON-IN-LAW	<input type="checkbox"/> ROOMER		
<input type="checkbox"/> MOTHER	<input type="checkbox"/> DAUGHTER-IN-LAW	<input type="checkbox"/> SERVANT		
<input type="checkbox"/> GRANDSON	<input type="checkbox"/> BROTHER-IN-LAW	<input type="checkbox"/> OTHER (Specify)		
<input type="checkbox"/> GRANDDAUGHTER	<input type="checkbox"/> SISTER-IN-LAW			
<input type="checkbox"/> GRANDCHILD	<input type="checkbox"/> ORPHAN			

FORM 10 637
1910 CENSUS INDEX - INDIVIDUAL

U.S. DEPARTMENT OF COMMERCE
BUREAU OF THE CENSUS

TEXAS

W300	NAME OF INDIVIDUAL <i>Wyatt Lily</i>		E.D. 9	SHEET 5
COLOR <i>W</i>	AGE <i>19</i>	BIRTHPLACE <i>W</i>	VOL. <i>16</i>	
COUNTY <i>Brazoria</i>		CITY <i>Abilene</i>		
ENUMERATED WITH <i>Clements, John</i>				
RELATIONSHIP TO ABOVE				
<input type="checkbox"/> SON	<input type="checkbox"/> NEPHEW	<input type="checkbox"/> STEPSON		
<input type="checkbox"/> DAUGHTER	<input type="checkbox"/> NIECE	<input type="checkbox"/> STEPDAUGHTER		
<input type="checkbox"/> BROTHER	<input type="checkbox"/> FATHER-IN-LAW	<input type="checkbox"/> COUSIN		
<input type="checkbox"/> SISTER	<input type="checkbox"/> MOTHER-IN-LAW	<input type="checkbox"/> HIRED MAN		
<input type="checkbox"/> FATHER	<input type="checkbox"/> SON-IN-LAW	<input type="checkbox"/> ROOMER		
<input type="checkbox"/> MOTHER	<input type="checkbox"/> DAUGHTER-IN-LAW	<input type="checkbox"/> SERVANT		
<input type="checkbox"/> GRANDSON	<input type="checkbox"/> BROTHER-IN-LAW	<input type="checkbox"/> OTHER (<i>Specify</i>)		
<input type="checkbox"/> GRANDDAUGHTER	<input checked="" type="checkbox"/> SISTER-IN-LAW			
<input type="checkbox"/> GRANDCHILD	<input type="checkbox"/> ORPHAN			

FORM 10-637
1910 CENSUS INDEX - INDIVIDUAL

U. S. DEPARTMENT OF COMMERCE
BUREAU OF THE CENSUS

TEXAS

W 300	NAME OF INDIVIDUAL		E.D.	SHEET
	Wood Lillyn		30	3x
COLOR	AGE	BIRTHPLACE	VOL.	
W	8		58	
COUNTY		CITY		
Grimes				
ENUMERATED WITH				
Dafford Thomas W				
RELATIONSHIP TO ABOVE				
<input type="checkbox"/> SON	<input type="checkbox"/> NEPHEW	<input type="checkbox"/> STEPSON		
<input type="checkbox"/> DAUGHTER	<input type="checkbox"/> NIECE	<input checked="" type="checkbox"/> STEPDAUGHTER		
<input type="checkbox"/> BROTHER	<input type="checkbox"/> FATHER-IN-LAW	<input type="checkbox"/> COUSIN		
<input type="checkbox"/> SISTER	<input type="checkbox"/> MOTHER-IN-LAW	<input type="checkbox"/> HIRED MAN		
<input type="checkbox"/> FATHER	<input type="checkbox"/> SON-IN-LAW	<input type="checkbox"/> ROOMER		
<input type="checkbox"/> MOTHER	<input type="checkbox"/> DAUGHTER-IN-LAW	<input type="checkbox"/> SERVANT		
<input type="checkbox"/> GRANDSON	<input type="checkbox"/> BROTHER-IN-LAW	<input type="checkbox"/> OTHER (Specify)		
<input type="checkbox"/> GRANDDAUGHTER	<input type="checkbox"/> SISTER-IN-LAW			
<input type="checkbox"/> GRANDCHILD	<input type="checkbox"/> ORPHAN			

FORM 10-637

1910 CENSUS INDEX - INDIVIDUAL

U.S. DEPARTMENT OF COMMERCE
BUREAU OF THE CENSUS

TEXAS

W300	NAME OF INDIVIDUAL <i>White, Lella H</i>		E.D. <i>94</i>	SHEET <i>201</i>
COLOR <i>W</i>	AGE <i>19</i>	BIRTHPLACE <i>Ala</i>	VOL. <i>128</i>	
COUNTY <i>Tarrant</i>		CITY <i>Fort Worth</i>		

ENUMERATED WITH *Garhill, James E*

RELATIONSHIP TO ABOVE

<input type="checkbox"/> SON	<input type="checkbox"/> NEPHEW	<input type="checkbox"/> STEPSON
<input type="checkbox"/> DAUGHTER	<input type="checkbox"/> NIECE	<input type="checkbox"/> STEPDAUGHTER
<input type="checkbox"/> BROTHER	<input type="checkbox"/> FATHER-IN-LAW	<input type="checkbox"/> COUSIN
<input type="checkbox"/> SISTER	<input type="checkbox"/> MOTHER-IN-LAW	<input type="checkbox"/> HIRED MAN
<input type="checkbox"/> FATHER	<input type="checkbox"/> SON-IN-LAW	<input checked="" type="checkbox"/> ROOMER
<input type="checkbox"/> MOTHER	<input type="checkbox"/> DAUGHTER-IN-LAW	<input type="checkbox"/> SERVANT
<input type="checkbox"/> GRANDSON	<input type="checkbox"/> BROTHER-IN-LAW	<input type="checkbox"/> OTHER (Specify)
<input type="checkbox"/> GRANDDAUGHTER	<input type="checkbox"/> SISTER-IN-LAW	
<input type="checkbox"/> GRANDCHILD	<input type="checkbox"/> ORPHAN	

FORM 10 637
1910 CENSUS INDEX - INDIVIDUAL

U.S. DEPARTMENT OF COMMERCE
BUREAU OF THE CENSUS

TEXAS

W300		NAME OF INDIVIDUAL White Lilly		E.D. 86	SHEET 324
COLOR 13'	AGE 5	BIRTHPLACE La		VOL. 84	
COUNTY Jefferson			CITY Port Arthur		
ENUMERATED WITH Randolph, Ellen					
RELATIONSHIP TO ABOVE					
<input type="checkbox"/> SON	<input type="checkbox"/> NEPHEW	<input type="checkbox"/> STEPSON			
<input type="checkbox"/> DAUGHTER	<input type="checkbox"/> NIECE	<input type="checkbox"/> STEPDAUGHTER			
<input type="checkbox"/> BROTHER	<input type="checkbox"/> FATHER-IN-LAW	<input type="checkbox"/> COUSIN			
<input type="checkbox"/> SISTER	<input type="checkbox"/> MOTHER-IN-LAW	<input type="checkbox"/> HIRED MAN			
<input type="checkbox"/> FATHER	<input type="checkbox"/> SON-IN-LAW	<input checked="" type="checkbox"/> ROOMER			
<input type="checkbox"/> MOTHER	<input type="checkbox"/> DAUGHTER-IN-LAW	<input type="checkbox"/> SERVANT			
<input type="checkbox"/> GRANDSON	<input type="checkbox"/> BROTHER-IN-LAW	<input type="checkbox"/> OTHER (Specify)			
<input type="checkbox"/> GRANDDAUGHTER	<input type="checkbox"/> SISTER-IN-LAW				
<input type="checkbox"/> GRANDCHILD	<input type="checkbox"/> ORPHAN				

FORM 10 637
1910 CENSUS INDEX - INDIVIDUAL

U. S. DEPARTMENT OF COMMERCE
BUREAU OF THE CENSUS

W300-		NAME OF INDIVIDUAL		TEXAS	
COLOR	(B)	AGE	30	BIRTHPLACE	White Lilly
COUNTY	Polk			CITY	
ENUMERATED WITH				E.D.	88
RELATIONSHIP TO ABOVE				SHEET	332
<input type="checkbox"/> SON <input type="checkbox"/> DAUGHTER <input type="checkbox"/> BROTHER <input type="checkbox"/> SISTER <input type="checkbox"/> FATHER <input type="checkbox"/> MOTHER <input type="checkbox"/> GRANDSON <input type="checkbox"/> GRANDDAUGHTER <input type="checkbox"/> GRANDCHILD				<input type="checkbox"/> NEPHEW <input type="checkbox"/> NIECE <input type="checkbox"/> FATHER-IN-LAW <input type="checkbox"/> MOTHER-IN-LAW <input type="checkbox"/> SON-IN-LAW <input type="checkbox"/> DAUGHTER-IN-LAW <input type="checkbox"/> BROTHER-IN-LAW <input checked="" type="checkbox"/> SISTER-IN-LAW <input type="checkbox"/> ORPHAN	
<input type="checkbox"/> STEPSON <input type="checkbox"/> STEPDAUGHTER <input type="checkbox"/> COUSIN <input type="checkbox"/> HIRED MAN <input type="checkbox"/> ROOMER <input type="checkbox"/> SERVANT <input type="checkbox"/> OTHER (Specify)				VOL. 104	

FORM 10-637
1910 CENSUS INDEX - INDIVIDUAL

U.S. DEPARTMENT OF COMMERCE
BUREAU OF THE CENSUS

TEXAS

HEAD OF FAMILY		E.D.	SHEET
in 300	White	73	210
COLOR	AGE	BIRTHPLACE	
B	23	-	
COUNTY	CITY		VOL.
Smith			125
OTHER MEMBERS OF FAMILY			
NAME	RELATIONSHIP	AGE	BIRTHPLACE
-	Jessie	W	18

FORM 10 636
 1910 CENSUS INDEX - FAMILY

U.S. DEPARTMENT OF COMMERCE
 BUREAU OF THE CENSUS

TEXAS

W 300	HEAD OF FAMILY		Lillie, W		E.D.	SHEET
COLOR	AGE	BIRTHPLACE		VOL.		
W	36			17		
COUNTY			CITY			
Cathoun			Port Lavaca			
OTHER MEMBERS OF FAMILY						
NAME		RELATIONSHIP	AGE	BIRTHPLACE		
Arthur		S	15	Okla		
Mary Bell		D	14	Ker		
Margaret		D	11	Nebr.		

FORM 70-636
1910 CENSUS INDEX - FAMILY

U.S. DEPARTMENT OF COMMERCE
BUREAU OF THE CENSUS

TEXAS

18300	NAME OF INDIVIDUAL 3700 Lullie B		E.D. 12	SHEET 338
COLOR B	AGE 7	BIRTHPLACE -	VOL. 74	
COUNTY Henderson		CITY Athens		
ENUMERATED WITH Winfield Johnson				
RELATIONSHIP TO ABOVE				
<input type="checkbox"/> SON	<input type="checkbox"/> NEPHEW	<input type="checkbox"/> STEPSON		
<input checked="" type="checkbox"/> DAUGHTER	<input type="checkbox"/> NIECE	<input type="checkbox"/> STEPDAUGHTER		
<input type="checkbox"/> BROTHER	<input type="checkbox"/> FATHER-IN-LAW	<input type="checkbox"/> COUSIN		
<input type="checkbox"/> SISTER	<input type="checkbox"/> MOTHER-IN-LAW	<input type="checkbox"/> HIRED MAN		
<input type="checkbox"/> FATHER	<input type="checkbox"/> SON-IN-LAW	<input type="checkbox"/> ROOMER		
<input type="checkbox"/> MOTHER	<input type="checkbox"/> DAUGHTER-IN-LAW	<input type="checkbox"/> SERVANT		
<input type="checkbox"/> GRANDSON	<input type="checkbox"/> BROTHER-IN-LAW	<input type="checkbox"/> OTHER (Specify)		
<input type="checkbox"/> GRANDDAUGHTER	<input type="checkbox"/> SISTER-IN-LAW			
<input type="checkbox"/> GRANDCHILD	<input type="checkbox"/> ORPHAN			

FORM 10-637

1910 CENSUS INDEX - INDIVIDUAL

U. S. DEPARTMENT OF COMMERCE
BUREAU OF THE CENSUS

11'300		NAME OF INDIVIDUAL		TEXAS	
COLOR	W	AGE	18	BIRTHPLACE	Wood, Lillie
COUNTY				E.D.	94
				VOL.	11
ENUMERATED WITH				CITY	Buttwood
RELATIONSHIP TO ABOVE				Wood, E. Mrs	
<input type="checkbox"/> SON	<input type="checkbox"/> NEPHEW	<input type="checkbox"/> STEPSON			
<input type="checkbox"/> DAUGHTER	<input type="checkbox"/> NIECE	<input type="checkbox"/> STEPDAUGHTER			
<input type="checkbox"/> BROTHER	<input type="checkbox"/> FATHER-IN-LAW	<input type="checkbox"/> COUSIN			
<input type="checkbox"/> SISTER	<input type="checkbox"/> MOTHER-IN-LAW	<input type="checkbox"/> HIRED MAN			
<input type="checkbox"/> FATHER	<input type="checkbox"/> SON-IN-LAW	<input type="checkbox"/> ROOMER			
<input type="checkbox"/> MOTHER	<input checked="" type="checkbox"/> DAUGHTER-IN-LAW	<input type="checkbox"/> SERVANT			
<input type="checkbox"/> GRANDSON	<input type="checkbox"/> BROTHER-IN-LAW	<input type="checkbox"/> OTHER (Specify)			
<input type="checkbox"/> GRANDDAUGHTER	<input type="checkbox"/> SISTER-IN-LAW				
<input type="checkbox"/> GRANDCHILD	<input type="checkbox"/> ORPHAN				

FORM 10-637
1910 CENSUS INDEX - INDIVIDUAL

U.S. DEPARTMENT OF COMMERCE
BUREAU OF THE CENSUS

TEXAS

W 300	NAME OF INDIVIDUAL <i>White Willie</i>		E.O. <i>55-136</i>	SHEET
COLOR <i>B</i>	AGE <i>18</i>	BIRTHPLACE	VOL. <i>43</i>	
COUNTY <i>Fannin</i>		CITY		
ENUMERATED WITH <i>Cole Oscar</i>				
RELATIONSHIP TO ABOVE				
<input type="checkbox"/> SON	<input type="checkbox"/> NEPHEW	<input type="checkbox"/> STEPSON		
<input type="checkbox"/> DAUGHTER	<input type="checkbox"/> NIECE	<input checked="" type="checkbox"/> STEPDAUGHTER		
<input type="checkbox"/> BROTHER	<input type="checkbox"/> FATHER-IN-LAW	<input type="checkbox"/> COUSIN		
<input type="checkbox"/> SISTER	<input type="checkbox"/> MOTHER-IN-LAW	<input type="checkbox"/> HIRED MAN		
<input type="checkbox"/> FATHER	<input type="checkbox"/> SON-IN-LAW	<input type="checkbox"/> ROOMER		
<input type="checkbox"/> MOTHER	<input type="checkbox"/> DAUGHTER-IN-LAW	<input type="checkbox"/> SERVANT		
<input type="checkbox"/> GRANDSON	<input type="checkbox"/> BROTHER-IN-LAW	<input type="checkbox"/> OTHER (<i>Specify</i>)		
<input type="checkbox"/> GRANDDAUGHTER	<input type="checkbox"/> SISTER-IN-LAW			
<input type="checkbox"/> GRANDCHILD	<input type="checkbox"/> ORPHAN			

FORM 10-637
1910 CENSUS INDEX - INDIVIDUAL

U. S. DEPARTMENT OF COMMERCE
BUREAU OF THE CENSUS

TEXAS

W300	NAME OF INDIVIDUAL White, Lillie		E.O. 95	SHEET 115
COLOR B	AGE NR	BIRTHPLACE	VOL. 128	
COUNTY Tarrant		CITY Fort Worth		
ENUMERATED WITH Walker, Mary				
RELATIONSHIP TO ABOVE				
<input type="checkbox"/> SON	<input type="checkbox"/> NEPHEW	<input type="checkbox"/> STEPSON		
<input type="checkbox"/> DAUGHTER	<input type="checkbox"/> NIECE	<input type="checkbox"/> STEPDAUGHTER		
<input type="checkbox"/> BROTHER	<input type="checkbox"/> FATHER-IN-LAW	<input type="checkbox"/> COUSIN		
<input type="checkbox"/> SISTER	<input type="checkbox"/> MOTHER-IN-LAW	<input type="checkbox"/> MIXED MAN		
<input type="checkbox"/> FATHER	<input type="checkbox"/> SON-IN-LAW	<input checked="" type="checkbox"/> ROOMER		
<input type="checkbox"/> MOTHER	<input type="checkbox"/> DAUGHTER-IN-LAW	<input type="checkbox"/> SERVANT		
<input type="checkbox"/> GRANDSON	<input type="checkbox"/> BROTHER-IN-LAW	<input type="checkbox"/> OTHER (Specify)		
<input type="checkbox"/> GRANDDAUGHTER	<input type="checkbox"/> SISTER-IN-LAW			
<input type="checkbox"/> GRANDCHILD	<input type="checkbox"/> ORPHAN			

FORM 10-637
1910 CENSUS INDEX - INDIVIDUAL

U.S. DEPARTMENT OF COMMERCE,
BUREAU OF THE CENSUS

TEXAS

W300	NAME OF INDIVIDUAL Wood, Lillie		E.D. 84	SHEET 132
COLOR W	AGE 30	BIRTHPLACE	VOL. 136	
COUNTY		CITY Travis		
ENUMERATED WITH - Bratton, John				
RELATIONSHIP TO ABOVE				
<input type="checkbox"/> SON	<input type="checkbox"/> NEPHEW	<input type="checkbox"/> STEPSON		
<input type="checkbox"/> DAUGHTER	<input type="checkbox"/> NIECE	<input type="checkbox"/> STEPDAUGHTER		
<input type="checkbox"/> BROTHER	<input type="checkbox"/> FATHER-IN-LAW	<input type="checkbox"/> COUSIN		
<input type="checkbox"/> SISTER	<input type="checkbox"/> MOTHER-IN-LAW	<input type="checkbox"/> HIRED MAN		
<input type="checkbox"/> FATHER	<input type="checkbox"/> SON-IN-LAW	<input type="checkbox"/> ROOMER		
<input type="checkbox"/> MOTHER	<input type="checkbox"/> DAUGHTER-IN-LAW	<input type="checkbox"/> SERVANT		
<input type="checkbox"/> GRANDSON	<input type="checkbox"/> BROTHER-IN-LAW	<input type="checkbox"/> OTHER (Specify)		
<input type="checkbox"/> GRANDDAUGHTER	<input checked="" type="checkbox"/> SISTER-IN-LAW			
<input type="checkbox"/> GRANDCHILD	<input type="checkbox"/> ORPHAN			

FORM 10.637
1910 CENSUS INDEX - INDIVIDUAL

U. S. DEPARTMENT OF COMMERCE
BUREAU OF THE CENSUS

TEXAS

W300	NAME OF INDIVIDUAL		E.D.	SHEET
COLOR	AGE	BIRTHPLACE	123	159
W	23		VOL.	47
COUNTY	Ellis	CITY	Ferris	
ENUMERATED WITH				
Wills, Jas. F.				
RELATIONSHIP TO ABOVE				
<input type="checkbox"/> SON	<input type="checkbox"/> NEPHEW	<input type="checkbox"/> STEPSON		
<input type="checkbox"/> DAUGHTER	<input type="checkbox"/> NIECE	<input type="checkbox"/> STEPDAUGHTER		
<input type="checkbox"/> BROTHER	<input type="checkbox"/> FATHER-IN-LAW	<input type="checkbox"/> COUSIN		
<input type="checkbox"/> SISTER	<input type="checkbox"/> MOTHER-IN-LAW	<input type="checkbox"/> HIRED MAN		
<input type="checkbox"/> FATHER	<input type="checkbox"/> SON-IN-LAW	<input checked="" type="checkbox"/> ROOMER		
<input type="checkbox"/> MOTHER	<input type="checkbox"/> DAUGHTER-IN-LAW	<input type="checkbox"/> SERVANT		
<input type="checkbox"/> GRANDSON	<input type="checkbox"/> BROTHER-IN-LAW	<input type="checkbox"/> OTHER (Specify)		
<input type="checkbox"/> GRANDDAUGHTER	<input type="checkbox"/> SISTER-IN-LAW			
<input type="checkbox"/> GRANDCHILD	<input type="checkbox"/> ORPHAN			

FORM 10-637
1910 CENSUS INDEX - INDIVIDUAL

U. S. DEPARTMENT OF COMMERCE
BUREAU OF THE CENSUS

TEXAS

W. Wood		NAME OF INDIVIDUAL		Wood Willie		E.D.	SHEET
COLOR	W	AGE	24	BIRTHPLACE		117	11
COUNTY	Burnet			CITY	Marble Falls		
ENUMERATED WITH							
W. Wood Ed							
RELATIONSHIP TO ABOVE							
<input type="checkbox"/> SON	<input type="checkbox"/> NEPHEW						
<input checked="" type="checkbox"/> DAUGHTER	<input type="checkbox"/> NIECE						
<input type="checkbox"/> BROTHER	<input type="checkbox"/> FATHER-IN-LAW	<input type="checkbox"/> STEPSON					
<input type="checkbox"/> SISTER	<input type="checkbox"/> MOTHER-IN-LAW	<input type="checkbox"/> STEPDAUGHTER					
<input type="checkbox"/> FATHER	<input type="checkbox"/> SON-IN-LAW	<input type="checkbox"/> COUSIN					
<input type="checkbox"/> MOTHER	<input type="checkbox"/> DAUGHTER-IN-LAW	<input type="checkbox"/> HIRED MAN					
<input type="checkbox"/> GRANDSON	<input type="checkbox"/> BROTHER-IN-LAW	<input type="checkbox"/> ROOMER					
<input type="checkbox"/> GRANDDAUGHTER	<input type="checkbox"/> SISTER-IN-LAW	<input type="checkbox"/> SERVANT					
<input type="checkbox"/> GRANDCHILD	<input type="checkbox"/> ORPHAN	<input type="checkbox"/> OTHER (Specify)					

FORM 10 637
1910 CENSUS INDEX - INDIVIDUAL

U. S. DEPARTMENT OF COMMERCE
BUREAU OF THE CENSUS

TEXAS

10300	HEAD OF FAMILY <i>White Liddle</i>		E.D. <i>71</i>	SHEET <i>152</i>
COLOR <i>B</i>	AGE <i>27</i>	BIRTHPLACE	VOL. <i>67</i>	
COUNTY <i>Harris</i>		CITY <i>Houston</i>		
OTHER MEMBERS OF FAMILY				
NAME		RELATIONSHIP	AGE	BIRTHPLACE
<i>1. Pearl</i>		<i>S</i>	<i>11</i>	
<i>1. Lo</i>				

FORM 10-636
1910 CENSUS INDEX - FAMILY

U.S. DEPARTMENT OF COMMERCE
BUREAU OF THE CENSUS

TEXAS

1636		HEAD OF FAMILY		Lillie		E.D.	SHEET
W		AGE	BIRTHPLACE		VOL.		
11		48	Tenn.		74		
COUNTY				CITY			
Henderson							
OTHER MEMBERS OF FAMILY							
NAME		RELATIONSHIP	AGE	BIRTHPLACE			
Minnie		W	26	Ark			
Eugene		S	24	I			
Edgar		S	16	-			
Lillian		S	8				

TEXAS

W 300	NAME OF INDIVIDUAL <i>Made, Lillie</i>		E.D. 147	SHEET 50
COLOR W	AGE 4	BIRTHPLACE	VOL. 81	
COUNTY <i>Jack</i>		CITY		
ENUMERATED WITH <i>Wallace, William E.</i>				
RELATIONSHIP TO ABOVE				
<input type="checkbox"/> SON	<input type="checkbox"/> NEPHEW	<input type="checkbox"/> STEPSON		
<input type="checkbox"/> DAUGHTER	<input type="checkbox"/> NIECE	<input type="checkbox"/> STEPDAUGHTER		
<input type="checkbox"/> BROTHER	<input type="checkbox"/> FATHER-IN-LAW	<input type="checkbox"/> COUSIN		
<input type="checkbox"/> SISTER	<input type="checkbox"/> MOTHER-IN-LAW	<input type="checkbox"/> HIRED MAN		
<input type="checkbox"/> FATHER	<input type="checkbox"/> SON-IN-LAW	<input type="checkbox"/> ROOMER		
<input type="checkbox"/> MOTHER	<input type="checkbox"/> DAUGHTER-IN-LAW	<input type="checkbox"/> SERVANT		
<input type="checkbox"/> GRANDSON	<input type="checkbox"/> BROTHER-IN-LAW	<input type="checkbox"/> OTHER (Specify)		
<input checked="" type="checkbox"/> GRANDDAUGHTER	<input type="checkbox"/> SISTER-IN-LAW			
<input type="checkbox"/> GRANDCHILD	<input type="checkbox"/> ORPHAN			

FORM 10-637
1910 CENSUS INDEX - INDIVIDUAL

U. S. DEPARTMENT OF COMMERCE
BUREAU OF THE CENSUS

W300		NAME OF INDIVIDUAL		TEXAS	
COLOR	W	AGE	7	BIRTHPLACE	White, Lillie
COUNTY			Mills	CITY	
E.D.		SHEET		VOL.	
207		107		103	
ENUMERATED WITH					
L. E. Williams					
RELATIONSHIP TO ABOVE					
<input type="checkbox"/> SON	<input checked="" type="checkbox"/> DAUGHTER	<input type="checkbox"/> BROTHER	<input type="checkbox"/> SISTER	<input type="checkbox"/> FATHER	<input type="checkbox"/> MOTHER
<input type="checkbox"/> GRANDSON	<input type="checkbox"/> GRANDDAUGHTER	<input type="checkbox"/> GRANDCHILD	<input type="checkbox"/> NEPHEW	<input type="checkbox"/> NIECE	<input type="checkbox"/> FATHER-IN-LAW
<input type="checkbox"/> MOTHER-IN-LAW	<input type="checkbox"/> SON-IN-LAW	<input type="checkbox"/> DAUGHTER-IN-LAW	<input type="checkbox"/> BROTHER-IN-LAW	<input type="checkbox"/> SISTER-IN-LAW	<input type="checkbox"/> ORPHAN
<input type="checkbox"/> STEPSON	<input type="checkbox"/> STEPDAUGHTER	<input type="checkbox"/> COUSIN	<input type="checkbox"/> HIRED MAN	<input type="checkbox"/> ROOMER	<input type="checkbox"/> SERVANT
<input type="checkbox"/> OTHER (Specify)					

FORM 10-637
 1910 CENSUS INDEX - INDIVIDUAL

U.S. DEPARTMENT OF COMMERCE
 BUREAU OF THE CENSUS

TEXAS

W300	NAME OF INDIVIDUAL Wood, Lulla		E.D. 13	SHEET 238
COLOR W	AGE 24	BIRTHPLACE	VOL. 10	
COUNTY Bexar		CITY San Antonio		
ENUMERATED WITH Wood, Fred E.				
RELATIONSHIP TO ABOVE				
<input type="checkbox"/> SON	<input type="checkbox"/> NEPHEW	<input type="checkbox"/> STEPSON		
<input type="checkbox"/> DAUGHTER	<input checked="" type="checkbox"/> NIECE	<input type="checkbox"/> STEPDAUGHTER		
<input type="checkbox"/> BROTHER	<input type="checkbox"/> FATHER-IN-LAW	<input type="checkbox"/> COUSIN		
<input type="checkbox"/> SISTER	<input type="checkbox"/> MOTHER-IN-LAW	<input type="checkbox"/> HIRED MAN		
<input type="checkbox"/> FATHER	<input type="checkbox"/> SON-IN-LAW	<input type="checkbox"/> ROOMER		
<input type="checkbox"/> MOTHER	<input type="checkbox"/> DAUGHTER-IN-LAW	<input type="checkbox"/> SERVANT		
<input type="checkbox"/> GRANDSON	<input type="checkbox"/> BROTHER-IN-LAW	<input type="checkbox"/> OTHER (Specify)		
<input type="checkbox"/> GRANDDAUGHTER	<input type="checkbox"/> SISTER-IN-LAW			
<input type="checkbox"/> GRANDCHILD	<input type="checkbox"/> ORPHAN			

FORM 10 637
1910 CENSUS INDEX - INDIVIDUAL

U. S. DEPARTMENT OF COMMERCE
BUREAU OF THE CENSUS

TEXAS

W 300		NAME OF INDIVIDUAL		E.D.	SHEET
COLOR		AGE	BIRTHPLACE	67	348
w		9	white Lillian May	VOL.	115
COUNTY			CITY		
-			Weatherford		
ENUMERATED BY Parker					
white William M.					
RELATIONSHIP TO ABOVE					
<input type="checkbox"/> SON	<input type="checkbox"/> NEPHEW	<input type="checkbox"/> STEPSON			
<input type="checkbox"/> DAUGHTER	<input type="checkbox"/> NIECE	<input type="checkbox"/> STEPDAUGHTER			
<input type="checkbox"/> BROTHER	<input type="checkbox"/> FATHER-IN-LAW	<input type="checkbox"/> COUSIN			
<input type="checkbox"/> SISTER	<input type="checkbox"/> MOTHER-IN-LAW	<input type="checkbox"/> HIRED MAN			
<input type="checkbox"/> FATHER	<input type="checkbox"/> SON-IN-LAW	<input type="checkbox"/> ROOMER			
<input type="checkbox"/> MOTHER	<input type="checkbox"/> DAUGHTER-IN-LAW	<input type="checkbox"/> SERVANT			
<input type="checkbox"/> GRANDSON	<input type="checkbox"/> BROTHER-IN-LAW	<input checked="" type="checkbox"/> OTHER (Specify)			
<input type="checkbox"/> GRANDDAUGHTER	<input type="checkbox"/> SISTER-IN-LAW				
<input type="checkbox"/> GRANDCHILD	<input type="checkbox"/> ORPHAN				

FORM 10.637
1910 CENSUS INDEX - INDIVIDUAL

U.S. DEPARTMENT OF COMMERCE
BUREAU OF THE CENSUS

TEXAS

W300		NAME OF INDIVIDUAL White, Lillian M.		E.D. 97	SHEET 8
COLOR W	AGE 10 1/2	BIRTHPLACE		VOL. 37	
COUNTY			Dallas	CITY Lancaster	
ENUMERATED WITH White, Mattie J.					
RELATIONSHIP TO ABOVE					
<input type="checkbox"/> SON	<input type="checkbox"/> NEPHEW	<input type="checkbox"/> STEPSON			
<input type="checkbox"/> DAUGHTER	<input type="checkbox"/> NIECE	<input type="checkbox"/> STEPDAUGHTER			
<input type="checkbox"/> BROTHER	<input type="checkbox"/> FATHER-IN-LAW	<input type="checkbox"/> COUSIN			
<input type="checkbox"/> SISTER	<input type="checkbox"/> MOTHER-IN-LAW	<input type="checkbox"/> HIRED MAN			
<input type="checkbox"/> FATHER	<input type="checkbox"/> SON-IN-LAW	<input type="checkbox"/> ROOMER			
<input type="checkbox"/> MOTHER	<input type="checkbox"/> DAUGHTER-IN-LAW	<input type="checkbox"/> SERVANT			
<input type="checkbox"/> GRANDSON	<input type="checkbox"/> BROTHER-IN-LAW	<input type="checkbox"/> OTHER (Specify)			
<input checked="" type="checkbox"/> GRANDDAUGHTER	<input type="checkbox"/> SISTER-IN-LAW				
<input type="checkbox"/> GRANDCHILD	<input type="checkbox"/> ORPHAN				

FORM 10 637
1910 CENSUS INDEX - INDIVIDUAL

U. S. DEPARTMENT OF COMMERCE
BUREAU OF THE CENSUS

TEXAS

W300	NAME OF INDIVIDUAL: White Lillian		E.O. 33	SHEET 87a
COLOR W	AGE 19	BIRTHPLACE	VOL. 42	
COUNTY Fannin		CITY		
ENUMERATED WITH Smith Andrew F				
RELATIONSHIP TO ABOVE				
<input type="checkbox"/> SON	<input type="checkbox"/> NEPHEW	<input type="checkbox"/> STEPSON		
<input type="checkbox"/> DAUGHTER	<input type="checkbox"/> NIECE	<input checked="" type="checkbox"/> STEPDAUGHTER		
<input type="checkbox"/> BROTHER	<input type="checkbox"/> FATHER-IN-LAW	<input type="checkbox"/> COUSIN		
<input type="checkbox"/> SISTER	<input type="checkbox"/> MOTHER-IN-LAW	<input type="checkbox"/> HIRED MAN		
<input type="checkbox"/> FATHER	<input type="checkbox"/> SON-IN-LAW	<input type="checkbox"/> ROOMER		
<input type="checkbox"/> MOTHER	<input type="checkbox"/> DAUGHTER-IN-LAW	<input type="checkbox"/> SERVANT		
<input type="checkbox"/> GRANDSON	<input type="checkbox"/> BROTHER-IN-LAW	<input type="checkbox"/> OTHER (Specify)		
<input type="checkbox"/> GRANDDAUGHTER	<input type="checkbox"/> SISTER-IN-LAW			
<input type="checkbox"/> GRANDCHILD	<input type="checkbox"/> ORPHAN			

FORM 10-637
1910 CENSUS INDEX - INDIVIDUAL

U.S. DEPARTMENT OF COMMERCE
BUREAU OF THE CENSUS

TEXAS

W300		NAME OF INDIVIDUAL		E.D.	SHEET
White, Lillian				170	245
COLOR	AGE	BIRTHPLACE		VOL.	
W	22			128	
COUNTY		CITY			
Tarrant		Fort Worth			
ENUMERATED WITH					
Organ, Thomas J. upper, D.					
RELATIONSHIP TO ABOVE					
<input type="checkbox"/> SON	<input type="checkbox"/> NEPHEW	<input type="checkbox"/> STEPSON			
<input type="checkbox"/> DAUGHTER	<input type="checkbox"/> NIECE	<input type="checkbox"/> STEPDAUGHTER			
<input type="checkbox"/> BROTHER	<input type="checkbox"/> FATHER-IN-LAW	<input type="checkbox"/> COUSIN			
<input type="checkbox"/> SISTER	<input type="checkbox"/> MOTHER-IN-LAW	<input type="checkbox"/> HIRED MAN			
<input type="checkbox"/> FATHER	<input type="checkbox"/> SON-IN-LAW	<input type="checkbox"/> ROOMER			
<input type="checkbox"/> MOTHER	<input type="checkbox"/> DAUGHTER-IN-LAW	<input type="checkbox"/> SEAVANT			
<input type="checkbox"/> GRANDSON	<input type="checkbox"/> BROTHER-IN-LAW	<input checked="" type="checkbox"/> OTHER (Specify)			
<input type="checkbox"/> GRANDDAUGHTER	<input type="checkbox"/> SISTER-IN-LAW	W			
<input type="checkbox"/> GRANDCHILD	<input type="checkbox"/> ORPHAN				

FORM 10.637
1910 CENSUS INDEX - INDIVIDUAL

U.S. DEPARTMENT OF COMMERCE
BUREAU OF THE CENSUS

W300		NAME OF INDIVIDUAL <i>White Lillian</i>		TEXAS	
COLOR <i>W</i>	AGE <i>1</i>	BIRTHPLACE <i>Lillian</i>		E.D. <i>127</i>	SHEET <i>78</i>
COUNTY			CITY <i>Tarrant</i>	VOL. <i>130</i>	
ENUMERATED WITH <i>James</i>			CITY <i>Fort Worth</i>		
RELATIONSHIP TO ABOVE <i>Apparently son of Claude & White</i>					
<input type="checkbox"/> SON	<input checked="" type="checkbox"/> DAUGHTER	<input type="checkbox"/> BROTHER	<input type="checkbox"/> SISTER	<input type="checkbox"/> FATHER	<input type="checkbox"/> MOTHER
<input type="checkbox"/> GRANDSON	<input type="checkbox"/> GRANDDAUGHTER	<input type="checkbox"/> GRANDCHILD	<input type="checkbox"/> NEPHEW	<input type="checkbox"/> NIECE	<input type="checkbox"/> FATHER-IN-LAW
<input type="checkbox"/> MOTHER-IN-LAW	<input type="checkbox"/> SON-IN-LAW	<input type="checkbox"/> DAUGHTER-IN-LAW	<input type="checkbox"/> BROTHER-IN-LAW	<input type="checkbox"/> SISTER-IN-LAW	<input type="checkbox"/> ORPHAN
<input type="checkbox"/> STEPSON	<input type="checkbox"/> STEPDAUGHTER	<input type="checkbox"/> COUSIN	<input type="checkbox"/> HIRED MAN	<input type="checkbox"/> ROOMER	<input type="checkbox"/> SERVANT
<input type="checkbox"/> OTHER (Specify)					

FORM 10-637

1910 CENSUS INDEX - INDIVIDUAL

U.S. DEPARTMENT OF COMMERCE
BUREAU OF THE CENSUS

TEXAS

W300		NAME OF INDIVIDUAL <i>John P. Patton</i>		E.D. <i>5658</i>		SHEET	
COLOR <i>W</i>	AGE <i>30</i>	BIRTHPLACE <i>Tulsa</i>		VOL. <i>136</i>			
COUNTY		CITY <i>Travis</i>					
ENUMERATED WITH							
RELATIONSHIP TO ABOVE <i>Patton James C.</i>							
<input type="checkbox"/> SON <input type="checkbox"/> DAUGHTER <input type="checkbox"/> BROTHER <input type="checkbox"/> SISTER <input type="checkbox"/> FATHER <input type="checkbox"/> MOTHER <input type="checkbox"/> GRANDSON <input type="checkbox"/> GRANDDAUGHTER <input type="checkbox"/> GRANDCHILD		<input type="checkbox"/> NEPHEW <input type="checkbox"/> NIECE <input type="checkbox"/> FATHER-IN-LAW <input type="checkbox"/> MOTHER-IN-LAW <input type="checkbox"/> SON-IN-LAW <input type="checkbox"/> DAUGHTER-IN-LAW <input type="checkbox"/> BROTHER-IN-LAW <input type="checkbox"/> SISTER-IN-LAW <input type="checkbox"/> ORPHAN		<input type="checkbox"/> STEPSON <input type="checkbox"/> STEPDAUGHTER <input type="checkbox"/> COUSIN <input type="checkbox"/> HIRED MAN <input type="checkbox"/> ROOMER <input type="checkbox"/> SERVANT <input type="checkbox"/> OTHER (Specify)			

FORM 10-637
1910 CENSUS INDEX - INDIVIDUAL

U.S. DEPARTMENT OF COMMERCE
BUREAU OF THE CENSUS

TEXAS

W300	NAME OF INDIVIDUAL <i>White Lillian</i>		E.D. 26	SHEET 4
COLOR 13	AGE 2	BIRTHPLACE	VOL. 21	
COUNTY Chambers		CITY		
ENUMERATED WITH <i>Lewis William</i>				
RELATIONSHIP TO ABOVE				
<input type="checkbox"/> SON	<input type="checkbox"/> NEPHEW	<input type="checkbox"/> STEPSON		
<input type="checkbox"/> DAUGHTER	<input type="checkbox"/> NIECE	<input type="checkbox"/> STEPDAUGHTER		
<input type="checkbox"/> BROTHER	<input type="checkbox"/> FATHER-IN-LAW	<input type="checkbox"/> COUSIN		
<input type="checkbox"/> SISTER	<input type="checkbox"/> MOTHER-IN-LAW	<input type="checkbox"/> HIRED MAN		
<input type="checkbox"/> FATHER	<input type="checkbox"/> SON-IN-LAW	<input type="checkbox"/> ROOMER		
<input type="checkbox"/> MOTHER	<input type="checkbox"/> DAUGHTER-IN-LAW	<input type="checkbox"/> SERVANT		
<input type="checkbox"/> GRANDSON	<input type="checkbox"/> BROTHER-IN-LAW	<input type="checkbox"/> OTHER (Specify)		
<input checked="" type="checkbox"/> GRANDDAUGHTER	<input type="checkbox"/> SISTER-IN-LAW			
<input type="checkbox"/> GRANDCHILD	<input type="checkbox"/> ORPHAN			

FORM 10-637

1910 CENSUS INDEX - INDIVIDUAL

U.S. DEPARTMENT OF COMMERCE
BUREAU OF THE CENSUS

TEXAS

W 300	NAME OF INDIVIDUAL <i>Wyatt</i>		<i>Lillian</i>	E.D. 20 15	SHEET
COLOR <i>B</i>	AGE <i>6</i>	BIRTHPLACE		VOL. <i>18</i>	
COUNTY <i>Burleson</i>		CITY			
ENUMERATED WITH <i>Lillian</i> <i>Edward</i>					
RELATIONSHIP TO ABOVE					
<input type="checkbox"/> SON	<input type="checkbox"/> NEPHEW	<input type="checkbox"/> STEPSON			
<input type="checkbox"/> DAUGHTER	<input type="checkbox"/> NIECE	<input type="checkbox"/> STEPDAUGHTER			
<input type="checkbox"/> BROTHER	<input type="checkbox"/> FATHER-IN-LAW	<input type="checkbox"/> COUSIN			
<input type="checkbox"/> SISTER	<input type="checkbox"/> MOTHER-IN-LAW	<input type="checkbox"/> HIRED MAN			
<input type="checkbox"/> FATHER	<input type="checkbox"/> SON-IN-LAW	<input type="checkbox"/> ROOMER			
<input type="checkbox"/> MOTHER	<input type="checkbox"/> DAUGHTER-IN-LAW	<input type="checkbox"/> SERVANT			
<input type="checkbox"/> GRANDSON	<input type="checkbox"/> BROTHER-IN-LAW	<input checked="" type="checkbox"/> OTHER (Specify) <i>NK's D</i>			
<input type="checkbox"/> GRANDDAUGHTER	<input type="checkbox"/> SISTER-IN-LAW				
<input type="checkbox"/> GRANDCHILD	<input type="checkbox"/> ORPHAN				

FORM 10-632
1910 CENSUS INDEX - INDIVIDUAL

U.S. DEPARTMENT OF COMMERCE
BUREAU OF THE CENSUS

TEXAS

W300	NAME OF INDIVIDUAL <i>Witte, William</i>		E.O. 51	SHEET 120
COLOR W	AGE 17	BIRTHPLACE <i>Tex</i>	VOL. 66	
COUNTY Harris	CITY Houston			
ENUMERATED WITH <i>Walter John</i>				
RELATIONSHIP TO ABOVE				
<input type="checkbox"/> SON	<input type="checkbox"/> NEPHEW	<input type="checkbox"/> STEPSON		
<input type="checkbox"/> DAUGHTER	<input type="checkbox"/> NIECE	<input type="checkbox"/> STEPDAUGHTER		
<input type="checkbox"/> BROTHER	<input type="checkbox"/> FATHER-IN-LAW	<input type="checkbox"/> COUSIN		
<input type="checkbox"/> SISTER	<input type="checkbox"/> MOTHER-IN-LAW	<input type="checkbox"/> HIRED MAN		
<input type="checkbox"/> FATHER	<input type="checkbox"/> SON-IN-LAW	<input type="checkbox"/> ROOMER		
<input type="checkbox"/> MOTHER	<input type="checkbox"/> DAUGHTER-IN-LAW	<input type="checkbox"/> SERVANT		
<input type="checkbox"/> GRANDSON	<input type="checkbox"/> BROTHER-IN-LAW	<input checked="" type="checkbox"/> OTHER (Specify) <i>Employee</i>		
<input type="checkbox"/> GRANDDAUGHTER	<input type="checkbox"/> SISTER-IN-LAW			
<input type="checkbox"/> GRANDCHILD	<input type="checkbox"/> ORPHAN			

FORM 10 637

1910 CENSUS INDEX - INDIVIDUAL

U.S. DEPARTMENT OF COMMERCE
BUREAU OF THE CENSUS

TEXAS

W320	NAME OF INDIVIDUAL Wood, Lillian		E.D. 75	SHEET 187
COLOR W	AGE 25	BIRTHPLACE	VOL. 83	
COUNTY Jefferson		CITY Beaumont		
ENUMERATED WITH C. Steen, Henry W.				
RELATIONSHIP TO ABOVE				
<input type="checkbox"/> SON	<input type="checkbox"/> NEPHEW	<input type="checkbox"/> STEPSON		
<input type="checkbox"/> DAUGHTER	<input type="checkbox"/> NIECE	<input type="checkbox"/> STEPDAUGHTER		
<input type="checkbox"/> BROTHER	<input type="checkbox"/> FATHER-IN-LAW	<input type="checkbox"/> COUSIN		
<input type="checkbox"/> SISTER	<input type="checkbox"/> MOTHER-IN-LAW	<input type="checkbox"/> HIRED MAN		
<input type="checkbox"/> FATHER	<input type="checkbox"/> SON-IN-LAW	<input checked="" type="checkbox"/> BOOMER		
<input type="checkbox"/> MOTHER	<input type="checkbox"/> DAUGHTER-IN-LAW	<input checked="" type="checkbox"/> SERVANT		
<input type="checkbox"/> GRANDSON	<input type="checkbox"/> BROTHER-IN-LAW	<input type="checkbox"/> OTHER (Specify)		
<input type="checkbox"/> GRANDDAUGHTER	<input type="checkbox"/> SISTER-IN-LAW			
<input type="checkbox"/> GRANDCHILD	<input type="checkbox"/> ORPHAN			

FORM 10-637
1910 CENSUS INDEX - INDIVIDUAL

U. S. DEPARTMENT OF COMMERCE
BUREAU OF THE CENSUS

TEXAS

W 300		NAME OF INDIVIDUAL <i>White Lillian</i>		E.D. 62	SHEET 121
COLOR <i>W</i>	AGE <i>0/12</i>	BIRTHPLACE		VOL. <i>76</i>	
COUNTY Hopkins		CITY			
ENUMERATED WITH <i>Freizer Lillian A</i>					
RELATIONSHIP TO ABOVE					
<input type="checkbox"/> SON	<input type="checkbox"/> NEPHEW	<input type="checkbox"/> STEPSON			
<input type="checkbox"/> DAUGHTER	<input checked="" type="checkbox"/> NIECE	<input type="checkbox"/> STEPDAUGHTER			
<input type="checkbox"/> BROTHER	<input type="checkbox"/> FATHER-IN-LAW	<input type="checkbox"/> COUSIN			
<input type="checkbox"/> SISTER	<input type="checkbox"/> MOTHER-IN-LAW	<input type="checkbox"/> HIRED MAN			
<input type="checkbox"/> FATHER	<input type="checkbox"/> SON-IN-LAW	<input type="checkbox"/> ROOMER			
<input type="checkbox"/> MOTHER	<input type="checkbox"/> DAUGHTER-IN-LAW	<input type="checkbox"/> SERVANT			
<input type="checkbox"/> GRANDSON	<input type="checkbox"/> BROTHER-IN-LAW	<input type="checkbox"/> OTHER (Specify)			
<input type="checkbox"/> GRANDDAUGHTER	<input type="checkbox"/> SISTER-IN-LAW				
<input type="checkbox"/> GRANDCHILD	<input type="checkbox"/> ORPHAN				

FORM 10-637

1910 CENSUS INDEX - INDIVIDUAL

U.S. DEPARTMENT OF COMMERCE
BUREAU OF THE CENSUS

TEXAS

10300		HEAD OF FAMILY		White oilman		E.O.	SHEET
COLOR	W	AGE	39	BIRTHPLACE	Tex	122	95
COUNTY				CITY		VOL.	
Terrell						134	
OTHER MEMBERS OF FAMILY							
NAME			RELATIONSHIP	AGE	BIRTHPLACE		
Lena, a la							

FORM 10 636
1910 CENSUS INDEX - FAMILY

U.S. DEPARTMENT OF COMMERCE
BUREAU OF THE CENSUS

TEXAS

11300		NAME OF INDIVIDUAL		E.D.	SHEET
COLOR	AGE	WOOD LILIS		189	258
W	27	BIRTHPLACE		VOL.	113
COUNTY			CITY		
Palo Pinto			-		
ENUMERATED WITH					
Grable Jessie					
RELATIONSHIP TO ABOVE					
<input type="checkbox"/> SON	<input type="checkbox"/> NEPHEW	<input type="checkbox"/> STEPSON			
<input type="checkbox"/> DAUGHTER	<input type="checkbox"/> NIECE	<input type="checkbox"/> STEPDAUGHTER			
<input type="checkbox"/> BROTHER	<input type="checkbox"/> FATHER-IN-LAW	<input type="checkbox"/> COUSIN			
<input type="checkbox"/> SISTER	<input type="checkbox"/> MOTHER-IN-LAW	<input type="checkbox"/> HIRED MAN			
<input type="checkbox"/> FATHER	<input type="checkbox"/> SON-IN-LAW	<input type="checkbox"/> ROOMER			
<input type="checkbox"/> MOTHER	<input type="checkbox"/> DAUGHTER-IN-LAW	<input type="checkbox"/> SERVANT			
<input type="checkbox"/> GRANDSON	<input type="checkbox"/> BROTHER-IN-LAW	<input type="checkbox"/> OTHER (Specify)			
<input type="checkbox"/> GRANDDAUGHTER	<input checked="" type="checkbox"/> SISTER-IN-LAW				
<input type="checkbox"/> GRANDCHILD	<input type="checkbox"/> ORPHAN				

FORM 10-637
 1910 CENSUS INDEX - INDIVIDUAL

U.S. DEPARTMENT OF COMMERCE
 BUREAU OF THE CENSUS

TEXAS

W300		NAME OF INDIVIDUAL Wood Lela V.		E.O. 19	SHEET 4
COLOR W.	AGE 12	BIRTHPLACE		VOL. 15	
COUNTY Bowie			CITY		
ENUMERATED WITH Elkins Frank					
RELATIONSHIP TO ABOVE					
<input type="checkbox"/> SON	<input type="checkbox"/> NEPHEW	<input type="checkbox"/> STEPSON			
<input type="checkbox"/> DAUGHTER	<input type="checkbox"/> NIECE	<input checked="" type="checkbox"/> STEPDAUGHTER			
<input type="checkbox"/> BROTHER	<input type="checkbox"/> FATHER-IN-LAW	<input type="checkbox"/> COUSIN			
<input type="checkbox"/> SISTER	<input type="checkbox"/> MOTHER-IN-LAW	<input type="checkbox"/> HIRED MAN			
<input type="checkbox"/> FATHER	<input type="checkbox"/> SON-IN-LAW	<input type="checkbox"/> ROOMER			
<input type="checkbox"/> MOTHER	<input type="checkbox"/> DAUGHTER-IN-LAW	<input type="checkbox"/> SERVANT			
<input type="checkbox"/> GRANDSON	<input type="checkbox"/> BROTHER-IN-LAW	<input type="checkbox"/> OTHER (Specify)			
<input type="checkbox"/> GRANDDAUGHTER	<input type="checkbox"/> SISTER-IN-LAW				
<input type="checkbox"/> GRANDCHILD	<input type="checkbox"/> ORPHAN				

FORM 10-637
1910 CENSUS INDEX - INDIVIDUAL

U.S. DEPARTMENT OF COMMERCE
BUREAU OF THE CENSUS

TEXAS

W300		NAME OF INDIVIDUAL <i>White Lela</i>		E.D. <i>86</i>	SHEET <i>1</i>
COLOR <i>W</i>	AGE <i>23</i>	BIRTHPLACE		VOL. <i>37</i>	
COUNTY <i>Dallas</i>		CITY <i>Garland</i>			
ENUMERATED WITH <i>Rosten Julius F</i>					
RELATIONSHIP TO ABOVE					
<input type="checkbox"/> SON	<input type="checkbox"/> NEPHEW	<input type="checkbox"/> STEPSON			
<input type="checkbox"/> DAUGHTER	<input type="checkbox"/> NIECE	<input type="checkbox"/> STEPDAUGHTER			
<input type="checkbox"/> BROTHER	<input type="checkbox"/> FATHER-IN-LAW	<input type="checkbox"/> COUSIN			
<input type="checkbox"/> SISTER	<input type="checkbox"/> MOTHER-IN-LAW	<input type="checkbox"/> HIRED MAN			
<input type="checkbox"/> FATHER	<input type="checkbox"/> SON-IN-LAW	<input type="checkbox"/> ROOMER			
<input type="checkbox"/> MOTHER	<input type="checkbox"/> DAUGHTER-IN-LAW	<input type="checkbox"/> SERVANT			
<input type="checkbox"/> GRANDSON	<input type="checkbox"/> BROTHER-IN-LAW	<input type="checkbox"/> OTHER (Specify)			
<input type="checkbox"/> GRANDDAUGHTER	<input type="checkbox"/> SISTER-IN-LAW	<i>Bo</i>			
<input type="checkbox"/> GRANDCHILD	<input type="checkbox"/> ORPHAN				

FORM 10-837

1910 CENSUS INDEX - INDIVIDUAL

U. S. DEPARTMENT OF COMMERCE
BUREAU OF THE CENSUS

TEXAS

0300	NAME OF INDIVIDUAL <i>W. Lute Kila</i>		E.D. <i>48</i>	SHEET <i>13</i>
COLOR <i>W</i>	AGE <i>7</i>	BIRTHPLACE	VOL. <i>66</i>	
COUNTY Harris		CITY Houston		
ENUMERATED WITH <i>Henderson, Sam A.</i>				
RELATIONSHIP TO ABOVE				
<input type="checkbox"/> SON	<input type="checkbox"/> NEPHEW	<input type="checkbox"/> STEPSON		
<input type="checkbox"/> DAUGHTER	<input type="checkbox"/> NIECE	<input checked="" type="checkbox"/> STEPDAUGHTER		
<input type="checkbox"/> BROTHER	<input type="checkbox"/> FATHER-IN-LAW	<input type="checkbox"/> COUSIN		
<input type="checkbox"/> SISTER	<input type="checkbox"/> MOTHER-IN-LAW	<input type="checkbox"/> HIRED MAN		
<input type="checkbox"/> FATHER	<input type="checkbox"/> SON-IN-LAW	<input type="checkbox"/> ROOMER		
<input type="checkbox"/> MOTHER	<input type="checkbox"/> DAUGHTER-IN-LAW	<input type="checkbox"/> SERVANT		
<input type="checkbox"/> GRANDSON	<input type="checkbox"/> BROTHER-IN-LAW	<input type="checkbox"/> OTHER (Specify)		
<input type="checkbox"/> GRANDDAUGHTER	<input type="checkbox"/> SISTER-IN-LAW			
<input type="checkbox"/> GRANDCHILD	<input type="checkbox"/> ORPHAN			

FORM 10 637
1910 CENSUS INDEX - INDIVIDUAL

U. S. DEPARTMENT OF COMMERCE
BUREAU OF THE CENSUS

TEXAS

- W. 300		HEAD OF FAMILY Wood, Sila		E.D. 22	SHFET 250
COLOR B	AGE 36	BIRTHPLACE		VOL. 54	
COUNTY Freestone			CITY Wortham		
OTHER MEMBERS OF FAMILY					
NAME		RELATION- SHIP	AGE	BIRTHPLACE	
Willie		S	18		
- Malinda		D	16		
L. + S. Bo					

FORM 10 636

1910 CENSUS INDEX - FAMILY

U.S. DEPARTMENT OF COMMERCE
BUREAU OF THE CENSUS

TEXAS

W300	NAME OF INDIVIDUAL <i>W. Pite, Lila</i>		E.D. 182	SHEET 49
COLOR <i>W</i>	AGE <i>21</i>	BIRTHPLACE	VOL. <i>179</i>	
COUNTY <i>-</i>	Rockwall		CITY <i>Koyse City</i>	
ENUMERATED WITH <i>Dyer, Richard Z</i>				
RELATIONSHIP TO ABOVE				
<input type="checkbox"/> SON	<input type="checkbox"/> NEPHEW	<input type="checkbox"/> STEPSON		
<input type="checkbox"/> DAUGHTER	<input checked="" type="checkbox"/> WIFE	<input type="checkbox"/> STEPDAUGHTER		
<input type="checkbox"/> BROTHER	<input type="checkbox"/> FATHER-IN-LAW	<input type="checkbox"/> COUSIN		
<input type="checkbox"/> SISTER	<input type="checkbox"/> MOTHER-IN-LAW	<input type="checkbox"/> HIRED MAN		
<input type="checkbox"/> FATHER	<input type="checkbox"/> SON-IN-LAW	<input type="checkbox"/> ROOMER		
<input type="checkbox"/> MOTHER	<input type="checkbox"/> DAUGHTER-IN-LAW	<input type="checkbox"/> SERVANT		
<input type="checkbox"/> GRANDSON	<input type="checkbox"/> BROTHER-IN-LAW	<input type="checkbox"/> OTHER (<i>Specify</i>)		
<input type="checkbox"/> GRANDDAUGHTER	<input type="checkbox"/> SISTER-IN-LAW			
<input type="checkbox"/> GRANDCHILD	<input type="checkbox"/> ORPHAN			

FORM 10-637
1910 CENSUS INDEX - INDIVIDUAL

U. S. DEPARTMENT OF COMMERCE
BUREAU OF THE CENSUS

TEXAS

(H) 300	NAME OF INDIVIDUAL <i>Wheat Lila</i>		E.D. <i>84</i>	SHEET <i>104</i>
COLOR <i>W</i>	AGE <i>21</i>	BIRTHPLACE <i>-</i>	VOL. <i>97</i>	
COUNTY McLennan		CITY <i>Waco</i>		
ENUMERATED WITH <i>Sheffield M</i>				
RELATIONSHIP TO ABOVE				
<input type="checkbox"/> SON	<input type="checkbox"/> NEPHEW	<input type="checkbox"/> STEPSON		
<input type="checkbox"/> DAUGHTER	<input type="checkbox"/> NIECE	<input type="checkbox"/> STEPDAUGHTER		
<input type="checkbox"/> BROTHER	<input type="checkbox"/> FATHER-IN-LAW	<input type="checkbox"/> COUSIN		
<input checked="" type="checkbox"/> SISTER	<input type="checkbox"/> MOTHER-IN-LAW	<input type="checkbox"/> HIRED MAN		
<input type="checkbox"/> FATHER	<input type="checkbox"/> SON-IN-LAW	<input type="checkbox"/> ROOMER		
<input type="checkbox"/> MOTHER	<input type="checkbox"/> DAUGHTER-IN-LAW	<input type="checkbox"/> SERVANT		
<input type="checkbox"/> GRANDSON	<input type="checkbox"/> BROTHER-IN-LAW	<input type="checkbox"/> OTHER (<i>Specify</i>)		
<input type="checkbox"/> GRANDDAUGHTER	<input type="checkbox"/> SISTER-IN-LAW			
<input type="checkbox"/> GRANDCHILD	<input type="checkbox"/> ORPHAN			

FORM 10-637
1910 CENSUS INDEX - INDIVIDUAL

U. S. DEPARTMENT OF COMMERCE
BUREAU OF THE CENSUS

TEXAS

W 300	NAME OF INDIVIDUAL <i>White Ligena</i>		E.D. <i>25</i>	SHEET <i>8</i>
COLOR <i>Mu</i>	AGE <i>15</i>	BIRTHPLACE	VOL. <i>21</i>	
COUNTY <i>Chambers</i>		CITY		
ENUMERATED WITH <i>Williams Fossie</i>				
RELATIONSHIP TO ABOVE				
<input checked="" type="checkbox"/> SON	<input type="checkbox"/> NEPHEW	<input type="checkbox"/> STEPSON		
<input type="checkbox"/> DAUGHTER	<input type="checkbox"/> NIECE	<input type="checkbox"/> STEPDAUGHTER		
<input type="checkbox"/> BROTHER	<input type="checkbox"/> FATHER-IN-LAW	<input type="checkbox"/> COUSIN		
<input type="checkbox"/> SISTER	<input type="checkbox"/> MOTHER-IN-LAW	<input type="checkbox"/> HIRED MAN		
<input type="checkbox"/> FATHER	<input type="checkbox"/> SON-IN-LAW	<input type="checkbox"/> ROOMER		
<input type="checkbox"/> MOTHER	<input type="checkbox"/> DAUGHTER-IN-LAW	<input type="checkbox"/> SERVANT		
<input type="checkbox"/> GRANDSON	<input type="checkbox"/> BROTHER-IN-LAW	<input type="checkbox"/> OTHER (<i>Specify</i>)		
<input type="checkbox"/> GRANDDAUGHTER	<input type="checkbox"/> SISTER-IN-LAW			
<input type="checkbox"/> GRANDCHILD	<input type="checkbox"/> ORPHAN			

FORM 10-637
1910 CENSUS INDEX - INDIVIDUAL

U.S. DEPARTMENT OF COMMERCE
BUREAU OF THE CENSUS

TEXAS

W 300	HEAD OF FAMILY		E.D.	SHEET
	W. J. H. Lige		160	22
COLOR	AGE	BIRTHPLACE	VOL.	
W	24		96	
COUNTY	Richard	CITY		
OTHER MEMBERS OF FAMILY				
NAME		RELATIONSHIP	AGE	BIRTHPLACE
Lige		W	24	W
Lige		D	13	
Lige		S	10	

FORM 10-636
1910 CENSUS INDEX - FAMILY

U. S. DEPARTMENT OF COMMERCE
BUREAU OF THE CENSUS

TEXAS

W/300	NAME OF INDIVIDUAL		E.D.	SHEET
COLOR	AGE	BIRTHPLACE	152	94
B	11	Victoria	VOL	123
COUNTY	CITY			
ENUMERATED WITH				
Fry, Annie				
RELATIONSHIP TO ABOVE				
<input checked="" type="checkbox"/> SON	<input type="checkbox"/> NEPHEW	<input type="checkbox"/> STEPSON		
<input type="checkbox"/> DAUGHTER	<input type="checkbox"/> NIECE	<input type="checkbox"/> STEPDAUGHTER		
<input type="checkbox"/> BROTHER	<input type="checkbox"/> FATHER-IN-LAW	<input type="checkbox"/> COUSIN		
<input type="checkbox"/> SISTER	<input type="checkbox"/> MOTHER-IN-LAW	<input type="checkbox"/> HIRED MAN		
<input type="checkbox"/> FATHER	<input type="checkbox"/> SON-IN-LAW	<input type="checkbox"/> ROOMER		
<input type="checkbox"/> MOTHER	<input type="checkbox"/> DAUGHTER-IN-LAW	<input type="checkbox"/> SERVANT		
<input type="checkbox"/> GRANDSON	<input type="checkbox"/> BROTHER-IN-LAW	<input type="checkbox"/> OTHER (Specify)		
<input checked="" type="checkbox"/> GRANDDAUGHTER	<input type="checkbox"/> SISTER-IN-LAW	<input type="checkbox"/>		
<input type="checkbox"/> GRANDCHILD	<input type="checkbox"/> ORPHAN	<input type="checkbox"/>		

FORM BC-627 (5-5-67)
FORMERLY 10-697

1910 CENSUS INDEX - INDIVIDUAL

U.S. DEPARTMENT OF COMMERCE
BUREAU OF THE CENSUS

TEXAS

W 300		NAME OF INDIVIDUAL Wade Lida		E.D. 90	SHEET 118
COLOR B	AGE 2-6	BIRTHPLACE		VOL. 68	
COUNTY Harris			CITY Houston		
ENUMERATED WITH Lester John W					
RELATIONSHIP TO ABOVE					
<input type="checkbox"/> SON	<input type="checkbox"/> NEPHEW	<input type="checkbox"/> STEPSON			
<input type="checkbox"/> DAUGHTER	<input type="checkbox"/> NIECE	<input type="checkbox"/> STEPDAUGHTER			
<input type="checkbox"/> BROTHER	<input type="checkbox"/> FATHER-IN-LAW	<input type="checkbox"/> COUSIN			
<input type="checkbox"/> SISTER	<input type="checkbox"/> MOTHER-IN-LAW	<input type="checkbox"/> HIRE MAN			
<input type="checkbox"/> FATHER	<input type="checkbox"/> SON-IN-LAW	<input type="checkbox"/> OWNER			
<input type="checkbox"/> MOTHER	<input type="checkbox"/> DAUGHTER-IN-LAW	<input checked="" type="checkbox"/> SERVANT			
<input type="checkbox"/> GRANDSON	<input type="checkbox"/> BROTHER-IN-LAW	<input type="checkbox"/> OTHER (Specify)			
<input type="checkbox"/> GRANDDAUGHTER	<input type="checkbox"/> SISTER-IN-LAW				
<input type="checkbox"/> GRANDCHILD	<input type="checkbox"/> ORPHAN				

FORM 10 637

1910 CENSUS INDEX - INDIVIDUAL

U.S. DEPARTMENT OF COMMERCE
BUREAU OF THE CENSUS

W300		NAME OF INDIVIDUAL <i>Wyath, Libby</i>		TEXAS	
COLOR <i>B</i>	AGE <i>13</i>	BIRTHPLACE		E.D. <i>10</i>	SHEET <i>22</i>
COUNTY		Bowie		CITY	VOL. <i>14</i>
ENUMERATED WITH <i>Allbrook, Pat</i>					
RELATIONSHIP TO ABOVE					
<input type="checkbox"/> SON	<input type="checkbox"/> NEPHEW	<input type="checkbox"/> STEPSON			
<input type="checkbox"/> DAUGHTER	<input type="checkbox"/> NIECE	<input type="checkbox"/> STEPDAUGHTER			
<input type="checkbox"/> BROTHER	<input type="checkbox"/> FATHER-IN-LAW	<input type="checkbox"/> COUSIN			
<input type="checkbox"/> SISTER	<input type="checkbox"/> MOTHER-IN-LAW	<input type="checkbox"/> HIRED MAN			
<input type="checkbox"/> FATHER	<input type="checkbox"/> SON-IN-LAW	<input type="checkbox"/> ROOMER			
<input type="checkbox"/> MOTHER	<input type="checkbox"/> DAUGHTER-IN-LAW	<input type="checkbox"/> SERVANT			
<input type="checkbox"/> GRANDSON	<input type="checkbox"/> BROTHER-IN-LAW	<input checked="" type="checkbox"/> OTHER (Specify)			
<input type="checkbox"/> GRANDDAUGHTER	<input type="checkbox"/> SISTER-IN-LAW	<i>H Roy</i>			
<input type="checkbox"/> GRANDCHILD	<input type="checkbox"/> ORPHAN				

FORM 10.637
1910 CENSUS INDEX - INDIVIDUAL

U.S. DEPARTMENT OF COMMERCE
BUREAU OF THE CENSUS

Texas

W 300	HEAD OF FAMILY		Wood	Lewis	W	E.D.	SHEET
COLOR	W	AGE	BIRTHPLACE			270	36
COUNTY		42				VOL.	133
			Taylor				
OTHER MEMBERS OF FAMILY							
	NAME	RELATIONSHIP	AGE	BIRTHPLACE			
	Caro	W	35				
	Alma M.	D	16				
	Florence B.	D	13				
	Emmett L.	S	9				
	Willis H.	S	7				
	Isabeline G.	D	5				
	Lettie G.	D	4				

FORM 10 636A
1910 CENSUS INDEX - FAMILY

U.S. DEPARTMENT OF COMMERCE
BUREAU OF THE CENSUS

TEXAS

W 300	NAME OF INDIVIDUAL Wood, Lewis P.		E.D. 1937	SHEET 7
COLOR W	AGE 15	BIRTHPLACE	VOL. 96	
COUNTY McCulloch		CITY		
ENUMERATED WITH		Loggins, C. C.		
RELATIONSHIP TO ABOVE				
<input type="checkbox"/> SON	<input type="checkbox"/> NEPHEW	<input type="checkbox"/> STEPSON		
<input type="checkbox"/> DAUGHTER	<input type="checkbox"/> NIECE	<input type="checkbox"/> STEPDAUGHTER		
<input type="checkbox"/> BROTHER	<input type="checkbox"/> FATHER-IN-LAW	<input type="checkbox"/> COUSIN		
<input type="checkbox"/> SISTER	<input type="checkbox"/> MOTHER-IN-LAW	<input type="checkbox"/> HIRED MAN		
<input type="checkbox"/> FATHER	<input type="checkbox"/> SON-IN-LAW	<input type="checkbox"/> ROOMER		
<input type="checkbox"/> MOTHER	<input type="checkbox"/> DAUGHTER-IN-LAW	<input type="checkbox"/> SERVANT		
<input type="checkbox"/> GRANDSON	<input type="checkbox"/> BROTHER-IN-LAW	<input type="checkbox"/> OTHER (Specify)		
<input type="checkbox"/> GRANDDAUGHTER	<input type="checkbox"/> SISTER-IN-LAW			
<input type="checkbox"/> GRANDCHILD	<input type="checkbox"/> ORPHAN			

FORM 10 637

1910 CENSUS INDEX - INDIVIDUAL

U. S. DEPARTMENT OF COMMERCE
BUREAU OF THE CENSUS

TEXAS

W300		HEAD OF FAMILY		E.D.	SHEET
White Lewis				161	13
COLOR	AGE	BIRTHPLACE		VOL.	
W	36			131	
COUNTY				CITY	
Tarrant					
OTHER MEMBERS OF FAMILY					
	NAME	RELATIONSHIP	AGE	BIRTHPLACE	
	Sarah E	w	29		
	Gola W	D	11		
	Ascar O	S	8		

FORM 10 636
1910 CENSUS INDEX - FAMILY

U.S. DEPARTMENT OF COMMERCE
BUREAU OF THE CENSUS

TEXAS

W 300		NAME OF INDIVIDUAL Wood Lewis N.		E.D. 127	SHEET 143
COLOR W	AGE 48	BIRTHPLACE Mo		VOL. 80	
COUNTY Hunt		CITY			
ENUMERATED WITH Jerry W. Bl					
RELATIONSHIP TO ABOVE					
<input type="checkbox"/> SON	<input type="checkbox"/> NEPHEW	<input type="checkbox"/> STEPSON			
<input type="checkbox"/> DAUGHTER	<input type="checkbox"/> NIECE	<input type="checkbox"/> STEPDAUGHTER			
<input type="checkbox"/> BROTHER	<input type="checkbox"/> FATHER-IN-LAW	<input type="checkbox"/> COUSIN			
<input type="checkbox"/> SISTER	<input type="checkbox"/> MOTHER-IN-LAW	<input checked="" type="checkbox"/> HIRED MAN			
<input type="checkbox"/> FATHER	<input type="checkbox"/> SON-IN-LAW	<input type="checkbox"/> ROOMER			
<input type="checkbox"/> MOTHER	<input type="checkbox"/> DAUGHTER-IN-LAW	<input type="checkbox"/> SERVANT			
<input type="checkbox"/> GRANDSON	<input type="checkbox"/> BROTHER-IN-LAW	<input type="checkbox"/> OTHER (Specify)			
<input type="checkbox"/> GRANDDAUGHTER	<input type="checkbox"/> SISTER-IN-LAW				
<input type="checkbox"/> GRANDCHILD	<input type="checkbox"/> ORPHAN				

FORM 10-637

1910 CENSUS INDEX - INDIVIDUAL

U.S. DEPARTMENT OF COMMERCE
BUREAU OF THE CENSUS

TEXAS

W 300	HEAD OF FAMILY		Wood, Lewis J.	E.D.	SHEET
COLOR	AGE	BIRTHPLACE		741	157
W.	57			VOL.	119
COUNTY	San Augustine		CITY		
OTHER MEMBERS OF FAMILY					
	NAME	RELATIONSHIP	AGE	BIRTHPLACE	
	Isabelle L	W	55	La	
	Sadie	S	13		
	Jordan, Ador	M-L	83	La	

FORM 10-636

1910 CENSUS INDEX - FAMILY

U. S. DEPARTMENT OF COMMERCE
BUREAU OF THE CENSUS

TEXAS

W. 300	HEAD OF FAMILY		White Lewis H.		E.D.	SHEET
COLOR	AGE	BIRTHPLACE			53	355
W	29				VOL.	52
COUNTY	Franklin		CITY			
OTHER MEMBERS OF FAMILY						
NAME		RELATIONSHIP	AGE	BIRTHPLACE		
Annie L.		W	27			
Harvey		S	6			
Bill F.		S	4			
Myrtle		D	2			

FORM 10.636
1910 CENSUS INDEX - FAMILY

U.S. DEPARTMENT OF COMMERCE
BUREAU OF THE CENSUS

TEXAS

1000	HEAD OF FAMILY White Lewis H		E.D. 9	SHEET 6
COLOR W	AGE 32	BIRTHPLACE	VOL. 6	
COUNTY -	Brazos		CITY	
OTHER MEMBERS OF FAMILY				
	NAME	RELATION- SHIP	AGE	BIRTHPLACE
	White, Lula	W	32	
	Pack	S	13	
	Wilke	D	12	
	Kate	D	10	
	Maud	D	7	
Simmons	Russ	ML	72	La
	Estelle	Sib	28	

FORM 10 636
1910 CENSUS INDEX - FAMILY

U.S. DEPARTMENT OF COMMERCE
BUREAU OF THE CENSUS

TEXAS

W300	HEAD OF FAMILY		White, Lewis E.	E.D.	SHEET
COLOR	AGE	BIRTHPLACE		VOL.	
W	43	Miss.		66	19
COUNTY	Cottle		CITY		
			2		
OTHER MEMBERS OF FAMILY					
	NAME	RELATIONSHIP	AGE	BIRTHPLACE	
	Martha	W	37		
	Edward	S	15		
	Burtha	S	12		
	Etay	S	10		
	Lizzie	S	7		
	Ray	S	6		
	Melvin	S	4		

FORM 10-636A

1910 CENSUS INDEX - INDIVIDUAL

U. S. DEPARTMENT OF COMMERCE
BUREAU OF THE CENSUS

TEXAS

W 300	NAME OF INDIVIDUAL <i>White Lewis D</i>		E.D.	SHEET
COLOR <i>W</i>	AGE <i>41</i>	BIRTHPLACE <i>Scot</i>	<i>14</i>	<i>87</i>
COUNTY	<i>Dallas</i>	CITY	VOL. <i>36</i>	
ENUMERATED WITH	<i>White William T</i>			
RELATIONSHIP TO ABOVE				
<input type="checkbox"/> SON	<input type="checkbox"/> NEPHEW	<input type="checkbox"/> STEPSON		
<input type="checkbox"/> DAUGHTER	<input type="checkbox"/> NIECE	<input type="checkbox"/> STEPDAUGHTER		
<input type="checkbox"/> BROTHER	<input type="checkbox"/> FATHER-IN-LAW	<input type="checkbox"/> COUSIN		
<input type="checkbox"/> SISTER	<input type="checkbox"/> MOTHER-IN-LAW	<input type="checkbox"/> HIRED MAN		
<input checked="" type="checkbox"/> FATHER	<input type="checkbox"/> SON-IN-LAW	<input type="checkbox"/> ROOMER		
<input type="checkbox"/> MOTHER	<input type="checkbox"/> DAUGHTER-IN-LAW	<input type="checkbox"/> SERVANT		
<input type="checkbox"/> GRANDSON	<input type="checkbox"/> BROTHER-IN-LAW	<input type="checkbox"/> OTHER (<i>Specify</i>)		
<input type="checkbox"/> GRANDDAUGHTER	<input type="checkbox"/> SISTER-IN-LAW			
<input type="checkbox"/> GRANDCHILD	<input type="checkbox"/> ORPHAN			

FORM 10 637
1910 CENSUS INDEX - INDIVIDUAL

U.S. DEPARTMENT OF COMMERCE
BUREAU OF THE CENSUS

TEXAS

W300	NAME OF INDIVIDUAL <i>Witt Lewis</i>		E.D. 97	SHEET 152
COLOR <i>W</i>	AGE <i>42</i>	BIRTHPLACE <i>Ga</i>	VOL. <i>98</i>	
COUNTY McLean		CITY		
ENUMERATED WITH <i>Carp Thomas</i>				
RELATIONSHIP TO ABOVE				
<input type="checkbox"/> SON	<input type="checkbox"/> NEPHEW	<input type="checkbox"/> STEPSON		
<input type="checkbox"/> DAUGHTER	<input type="checkbox"/> NIECE	<input type="checkbox"/> STEPDAUGHTER		
<input type="checkbox"/> BROTHER	<input type="checkbox"/> FATHER-IN-LAW	<input type="checkbox"/> COUSIN		
<input type="checkbox"/> SISTER	<input type="checkbox"/> MOTHER-IN-LAW	<input type="checkbox"/> HIRED MAN		
<input type="checkbox"/> FATHER	<input type="checkbox"/> SON-IN-LAW	<input checked="" type="checkbox"/> ROOMER		
<input type="checkbox"/> MOTHER	<input type="checkbox"/> DAUGHTER-IN-LAW	<input type="checkbox"/> SERVANT		
<input type="checkbox"/> GRANDSON	<input type="checkbox"/> BROTHER-IN-LAW	<input type="checkbox"/> OTHER (Specify)		
<input type="checkbox"/> GRANDDAUGHTER	<input type="checkbox"/> SISTER-IN-LAW			
<input type="checkbox"/> GRANDCHILD	<input type="checkbox"/> ORPHAN			

FORM 10 637
1910 CENSUS INDEX - INDIVIDUAL

U. S. DEPARTMENT OF COMMERCE
BUREAU OF THE CENSUS

TEXAS

111 320		HEAD OF FAMILY		E.O.	SHEET
B		AGE	BIRTHPLACE	82	241
COUNTY	Smith		CITY	VOL. 124	
OTHER MEMBERS OF FAMILY					
NAME		RELATIONSHIP	AGE	BIRTHPLACE	
Wife		W	32		
Daughter		D	12		
Son		S	4		
Cousin		D	2		
Sister		S	4 1/2		

FORM 10-636

1910 CENSUS INDEX - FAMILY

U.S. DEPARTMENT OF COMMERCE
BUREAU OF THE CENSUS

TEXAS

Wade		HEAD OF FAMILY		Wade Lewis		E.O.	SHEET
19		13					
COLOR	Bl	AGE	44	BIRTHPLACE		VOL.	33
COUNTY				Dallas		CITY	
OTHER MEMBERS OF FAMILY							
NAME		RELATIONSHIP	AGE	BIRTHPLACE			
Emma		W	41				
Floyd		S	18				
Keola		D	16				
Elma		D	14				
Vernan		S	11				
Cardell		S	3				

FORM 10-636

- 1910 CENSUS INDEX - FAMILY

U. S. DEPARTMENT OF COMMERCE
BUREAU OF THE CENSUS

TEXAS

10300	NAME OF INDIVIDUAL White, Lewis		E.O. 32	SHEET 146
COLOR B	AGE 52	BIRTHPLACE	VOL. 58	
COUNTY Grimes		CITY Navasota		
ENUMERATED WITH King, Geo				
RELATIONSHIP TO ABOVE				
<input type="checkbox"/> SON	<input type="checkbox"/> NEPHEW	<input type="checkbox"/> STEPSON		
<input type="checkbox"/> DAUGHTER	<input type="checkbox"/> NIECE	<input type="checkbox"/> STEPDAUGHTER		
<input checked="" type="checkbox"/> BROTHER	<input type="checkbox"/> FATHER-IN-LAW	<input type="checkbox"/> COUSIN		
<input type="checkbox"/> SISTER	<input type="checkbox"/> MOTHER-IN-LAW	<input type="checkbox"/> HIRED MAN		
<input type="checkbox"/> FATHER	<input type="checkbox"/> SON-IN-LAW	<input type="checkbox"/> ROOMER		
<input type="checkbox"/> MOTHER	<input type="checkbox"/> DAUGHTER-IN-LAW	<input type="checkbox"/> SERVANT		
<input type="checkbox"/> GRANDSON	<input type="checkbox"/> BROTHER-IN-LAW	<input type="checkbox"/> OTHER (Specify)		
<input type="checkbox"/> GRANDDAUGHTER	<input type="checkbox"/> SISTER-IN-LAW			
<input type="checkbox"/> GRANDCHILD	<input type="checkbox"/> ORPHAN			

FORM 10-637
1910 CENSUS INDEX - INDIVIDUAL

U. S. DEPARTMENT OF COMMERCE
BUREAU OF THE CENSUS

TEXAS

U 300	HEAD OF FAMILY Wood Lewis		E.D. 18	SHEET 142
COLOR B	AGE 45	BIRTHPLACE -	VOL. 58	
COUNTY Grimes		CITY		
OTHER MEMBERS OF FAMILY				
NAME		RELATIONSHIP	AGE	BIRTHPLACE
E. Carter		W	40	
W. G. Lee Frank		S	18	
Wood Bonnie		D	15	
J. Jones		S	10	
T. K. K. K. K.		H	23	

FORM 10 636
1910 CENSUS INDEX - FAMILY

U.S. DEPARTMENT OF COMMERCE
BUREAU OF THE CENSUS

TEXAS

W300	HEAD OF FAMILY Thaddeus Lewis		E.O. 50	SHEET 13
COLOR B.	AGE 60	BIRTHPLACE Mo	VOL. 31	
COUNTY Cooke	CITY Gainesville			
OTHER MEMBERS OF FAMILY				
NAME		RELATIONSHIP	AGE	BIRTHPLACE
Lizzie		W	58	Mo
Clarence		S	28	
Arthur		S	22	
Harry		S	19	
Stone Bessie		C.C.	17	

FORM 10-636

1910 CENSUS INDEX - FAMILY

U. S. DEPARTMENT OF COMMERCE
BUREAU OF THE CENSUS

TEXAS

W300	NAME OF INDIVIDUAL White Lewis		E.D. 67	SHEET 415
COLOR R	AGE 25	BIRTHPLACE	VOL. 67	
COUNTY Harris	CITY Houston			
ENUMERATED WITH Wilson Jim				
RELATIONSHIP TO ABOVE				
<input type="checkbox"/> SON	<input type="checkbox"/> NEPHEW	<input type="checkbox"/> STEPSON		
<input type="checkbox"/> DAUGHTER	<input type="checkbox"/> NIECE	<input type="checkbox"/> STEPDAUGHTER		
<input type="checkbox"/> BROTHER	<input type="checkbox"/> FATHER-IN-LAW	<input type="checkbox"/> COUSIN		
<input type="checkbox"/> SISTER	<input type="checkbox"/> MOTHER-IN-LAW	<input type="checkbox"/> HIRED MAN		
<input type="checkbox"/> FATHER	<input type="checkbox"/> SON-IN-LAW	<input checked="" type="checkbox"/> ROOMER		
<input type="checkbox"/> MOTHER	<input type="checkbox"/> DAUGHTER-IN-LAW	<input type="checkbox"/> SERVANT		
<input type="checkbox"/> GRANDSON	<input type="checkbox"/> BROTHER-IN-LAW	<input type="checkbox"/> OTHER (Specify)		
<input type="checkbox"/> GRANDDAUGHTER	<input type="checkbox"/> SISTER-IN-LAW			
<input type="checkbox"/> GRANDCHILD	<input type="checkbox"/> ORPHAN			

FORM 10-637
1910 CENSUS INDEX - INDIVIDUAL

U. S. DEPARTMENT OF COMMERCE
BUREAU OF THE CENSUS

TEXAS

W 300	HEAD OF FAMILY		W. Kate Lewis	E.O.	SHEET
COLOR	AGE	BIRTHPLACE		VOL.	
W	42	MO		138	
COUNTY	Young		CITY		
OTHER MEMBERS OF FAMILY					
	NAME	RELATIONSHIP	AGE	BIRTHPLACE	
	Sula B	W	34		
	David P	S	18		
	Leina S	D	16		
	Mary J	D	13		
	Frank H	S	11	O. Okla	
	Chas A	S	8	O. Okla	
	Lizama	D	6	O. Okla	

FORM 10-636A
1910 CENSUS INDEX - FAMILY

U. S. DEPARTMENT OF COMMERCE
BUREAU OF THE CENSUS

TEXAS

21300		HEAD OF FAMILY		White, Lewis		E.D.	SHEET
COLOR	B-	AGE	43	BIRTHPLACE		87	165
COUNTY	Travis			CITY		VOL.	136
OTHER MEMBERS OF FAMILY							
NAME		RELATIONSHIP	AGE	BIRTHPLACE			
Mary		w	39				

FORM 10 636

1910 CENSUS INDEX - FAMILY -

U.S. DEPARTMENT OF COMMERCE
BUREAU OF THE CENSUS

W 300		HEAD OF FAMILY		TEXAS	
COLOR	B	AGE	White Texas		E.D. SHEET
COUNTY	Brewer	BIRTHPLACE	Mo		125 29
			CITY	Austin	
OTHER MEMBERS OF FAMILY					
	NAME	RELATIONSHIP	AGE	BIRTHPLACE	
+	1	Wife	51	Mo	
-		Daughter	18		

FORM 10 636
 1910 CENSUS INDEX - FAMILY

U.S. DEPARTMENT OF COMMERCE
 BUREAU OF THE CENSUS

TEXAS

W300	HEAD OF FAMILY		Wood-Lewis	E.D.	SHEET
COLOR	W	AGE	32	105	51A
COUNTY	Garza		CITY	VOL.	57
OTHER MEMBERS OF FAMILY					
NAME		RELATIONSHIP	AGE	BIRTHPLACE	
Myrtle		W	19		
Lewis Jr		S.	17 1/2		
C		D	4 1/2		

FORM 10-636
 1910 CENSUS INDEX - FAMILY

U.S. DEPARTMENT OF COMMERCE
 BUREAU OF THE CENSUS

TEXAS

0300	NAME OF INDIVIDUAL <i>White Lewis</i>		E.D. <i>52</i>	SHEET <i>234</i>
COLOR <i>W</i>	AGE <i>23</i>	BIRTHPLACE	VOL. <i>127</i>	
COUNTY Tarrant		CITY		
ENUMERATED WITH <i>O' Toole, Mary</i>				
RELATIONSHIP TO ABOVE				
<input type="checkbox"/> SON	<input type="checkbox"/> NEPHEW	<input type="checkbox"/> STEPSON		
<input type="checkbox"/> DAUGHTER	<input type="checkbox"/> NIECE	<input type="checkbox"/> STEPDAUGHTER		
<input type="checkbox"/> BROTHER	<input type="checkbox"/> FATHER-IN-LAW	<input type="checkbox"/> COUSIN		
<input type="checkbox"/> SISTER	<input type="checkbox"/> MOTHER-IN-LAW	<input type="checkbox"/> HIRED MAN		
<input type="checkbox"/> FATHER	<input type="checkbox"/> SON-IN-LAW	<input type="checkbox"/> ROOMER		
<input type="checkbox"/> MOTHER	<input type="checkbox"/> DAUGHTER-IN-LAW	<input checked="" type="checkbox"/> SERVANT		
<input type="checkbox"/> GRANDSON	<input type="checkbox"/> BROTHER-IN-LAW	<input type="checkbox"/> OTHER (Specify)		
<input type="checkbox"/> GRANDDAUGHTER	<input type="checkbox"/> SISTER-IN-LAW			
<input type="checkbox"/> GRANDCHILD	<input type="checkbox"/> ORPHAN			

FORM 10-637
1910 CENSUS INDEX - INDIVIDUAL

U. S. DEPARTMENT OF COMMERCE
BUREAU OF THE CENSUS

TEXAS

W300	HEAD OF FAMILY <i>Wheat Lowmiller</i>		E.D. 170	SHEET 71
COLOR W	AGE 38	BIRTHPLACE	VOL. 76	
COUNTY Hill		CITY		
OTHER MEMBERS OF FAMILY				
	NAME	RELATIONSHIP	AGE	BIRTHPLACE
/	<i>Solar</i>	<i>D</i>	<i>13</i>	
/	<i>Winnie</i>	<i>D</i>	<i>12</i>	
/	<i>Archie</i>	<i>S</i>	<i>7</i>	
/	<i>Matrice</i>	<i>D</i>	<i>7</i>	

FORM 10 636
1910 CENSUS INDEX - FAMILY

U. S. DEPARTMENT OF COMMERCE
BUREAU OF THE CENSUS

TEXAS

W 300		NAME OF INDIVIDUAL W. Galt, Levy		E.O. 249	SHEET 300
COLOR W	AGE 10	BIRTHPLACE		VOL. 94	
COUNTY Limestone			CITY		
ENUMERATED WITH Kelly, George					
RELATIONSHIP TO ABOVE					
<input type="checkbox"/> SON	<input type="checkbox"/> NEPHEW	<input type="checkbox"/> STEPSON			
<input type="checkbox"/> DAUGHTER	<input type="checkbox"/> NIECE	<input type="checkbox"/> STEPDAUGHTER			
<input type="checkbox"/> BROTHER	<input type="checkbox"/> FATHER-IN-LAW	<input type="checkbox"/> COUSIN			
<input type="checkbox"/> SISTER	<input type="checkbox"/> MOTHER-IN-LAW	<input type="checkbox"/> HIRED MAN			
<input type="checkbox"/> FATHER	<input type="checkbox"/> SON-IN-LAW	<input type="checkbox"/> ROOMER			
<input type="checkbox"/> MOTHER	<input type="checkbox"/> DAUGHTER-IN-LAW	<input type="checkbox"/> SERVANT			
<input checked="" type="checkbox"/> GRANDSON	<input type="checkbox"/> BROTHER-IN-LAW	<input type="checkbox"/> OTHER (Specify)			
<input type="checkbox"/> GRANDDAUGHTER	<input type="checkbox"/> SISTER-IN-LAW				
<input type="checkbox"/> GRANDCHILD	<input type="checkbox"/> ORPHAN				

FORM 10-637

1910 CENSUS INDEX - INDIVIDUAL

U.S. DEPARTMENT OF COMMERCE
BUREAU OF THE CENSUS

TEXAS

W-300	NAME OF INDIVIDUAL <i>White Leroy</i>		E.D. <i>92</i>	SHEET <i>236</i>
COLOR <i>B</i>	AGE <i>28</i>	BIRTHPLACE	VOL. <i>109</i>	
COUNTY <i>Nacogdoches</i>		CITY		
ENUMERATED WITH <i>Johnson Will</i>				
RELATIONSHIP TO ABOVE				
<input type="checkbox"/> SON	<input type="checkbox"/> NEPHEW	<input type="checkbox"/> STEPSON		
<input checked="" type="checkbox"/> DAUGHTER	<input type="checkbox"/> NIECE	<input type="checkbox"/> STEPDAUGHTER		
<input type="checkbox"/> BROTHER	<input type="checkbox"/> FATHER-IN-LAW	<input type="checkbox"/> COUSIN		
<input type="checkbox"/> SISTER	<input type="checkbox"/> MOTHER-IN-LAW	<input type="checkbox"/> HIRED MAN		
<input type="checkbox"/> FATHER	<input type="checkbox"/> SON-IN-LAW	<input checked="" type="checkbox"/> ROOMER		
<input type="checkbox"/> MOTHER	<input type="checkbox"/> DAUGHTER-IN-LAW	<input type="checkbox"/> SERVANT		
<input type="checkbox"/> GRANDSON	<input type="checkbox"/> BROTHER-IN-LAW	<input type="checkbox"/> OTHER (Specify)		
<input type="checkbox"/> GRANDDAUGHTER	<input type="checkbox"/> SISTER-IN-LAW			
<input type="checkbox"/> GRANDCHILD	<input type="checkbox"/> ORPHAN			

FORM 10 637
1910 CENSUS INDEX - INDIVIDUAL

U. S. DEPARTMENT OF COMMERCE
BUREAU OF THE CENSUS

TEXAS

10300	HEAD OF FAMILY White, Jevica		E.D. 80	SHEET 646
COLOR B	AGE 46	BIRTHPLACE	VOL. 83	
COUNTY Johnson		CITY Pecanum		
OTHER MEMBERS OF FAMILY				
NAME	RELATIONSHIP	AGE	BIRTHPLACE	
Maria, Sam	S	24		

FORM 10-636
1910 CENSUS INDEX - FAMILY

U.S. DEPARTMENT OF COMMERCE
BUREAU OF THE CENSUS

(U) 300		NAME OF INDIVIDUAL <i>W. White, Lewis</i>		TEXAS	
COLOR <i>W</i>	AGE <i>21</i>	BIRTHPLACE <i>Miss</i>	E.D. <i>176</i>	SHEET <i>292</i>	
COUNTY	CITY <i>Hill</i>		VOL. <i>76</i>		
ENUMERATED WITH <i>White, School</i>					
RELATIONSHIP TO ABOVE					
<input type="checkbox"/> SON	<input type="checkbox"/> NEPHEW	<input type="checkbox"/> STEPSON			
<input type="checkbox"/> DAUGHTER	<input type="checkbox"/> NIECE	<input type="checkbox"/> STEPDAUGHTER			
<input type="checkbox"/> BROTHER	<input type="checkbox"/> FATHER-IN-LAW	<input type="checkbox"/> COUSIN			
<input type="checkbox"/> SISTER	<input type="checkbox"/> MOTHER-IN-LAW	<input type="checkbox"/> HIRED MAN			
<input type="checkbox"/> FATHER	<input type="checkbox"/> SON-IN-LAW	<input type="checkbox"/> ROOMER			
<input type="checkbox"/> MOTHER	<input checked="" type="checkbox"/> DAUGHTER-IN-LAW	<input type="checkbox"/> SERVANT			
<input type="checkbox"/> GRANDSON	<input type="checkbox"/> BROTHER-IN-LAW	<input type="checkbox"/> OTHER (Specify)			
<input type="checkbox"/> GRANDDAUGHTER	<input type="checkbox"/> SISTER-IN-LAW				
<input type="checkbox"/> GRANDCHILD	<input type="checkbox"/> ORPHAN				

FORM 10.637

1910 CENSUS INDEX - INDIVIDUAL

U.S. DEPARTMENT OF COMMERCE
BUREAU OF THE CENSUS

TEXAS

W 300	HEAD OF FAMILY Wood, Levi M.		E.D. 150	SHEET 420
COLOR W	AGE 37	BIRTHPLACE	VOL. 124	
COUNTY Shelby	CITY			
OTHER MEMBERS OF FAMILY				
	NAME	RELATIONSHIP	AGE	BIRTHPLACE
	Archie C.	W	36	Ala.
	Bessie	D	17	
	Eugene	S	15	
	Sallie V.	D	13	
	Alice	D	9	
	Willie A.	S	7	
	Levi	D	4	

FORM 10-536A

1910 CENSUS INDEX - INDIVIDUAL

U. S. DEPARTMENT OF COMMERCE
BUREAU OF THE CENSUS

TEXAS

U 30	HEAD OF FAMILY		Wheat, Levi M.	E.O.	SHEET
COLOR - W	AGE 57	BIRTHPLACE		158	13
COUNTY	CITY		VOL.		
	Tyler		135		
OTHER MEMBERS OF FAMILY					
	NAME	RELATIONSHIP	AGE	BIRTHPLACE	
	Finn	W	35		
	John H.	S	15		
	Levi M.	D	13		
	Mary E.	D	11		
	Margurite. (R.)	D	9		
	Garry	D	1 1/2		

FORM 10-636
1910 CENSUS INDEX - FAMILY

U. S. DEPARTMENT OF COMMERCE
BUREAU OF THE CENSUS

TEXAS

W 500	HEAD OF FAMILY		Weyatt - Lewis	E.D.	SHEET
COLOR	AGE	BIRTHPLACE		40	268
W	36	Tex.		VOL.	
COUNTY	Hays		CITY	73	
OTHER MEMBERS OF FAMILY					
NAME		RELATIONSHIP	AGE	BIRTHPLACE	
Kate		W	22		
Sam		S	5		
Lillian		D	4		
Lionel		D	2		

FORM 10-636
1910 CENSUS INDEX - FAMILY

U. S. DEPARTMENT OF COMMERCE
BUREAU OF THE CENSUS

TEXAS

U-305	HEAD OF FAMILY		Wood, Love		E.O.	SHEET
COLOR	AGE	BIRTHPLACE		VOL.		
W	62			119		
COUNTY	San Augustine			CITY		
OTHER MEMBERS OF FAMILY						
	NAME	RELATIONSHIP	AGE	BIRTHPLACE		
1	Jane P	W	63			
1	Harry	S	20			

FORM 10 636
1910 CENSUS INDEX - FAMILY

U. S. DEPARTMENT OF COMMERCE
BUREAU OF THE CENSUS

TEXAS

W300		NAME OF INDIVIDUAL		E.D.	SHEET
white brown		white brown		136	223
COLOR	AGE	BIRTHPLACE		VOL.	
B	1 1/2	Ellis		47	
COUNTY		CITY			
		Ennis			
ENUMERATED WITH					
white Leah					
RELATIONSHIP TO ABOVE					
<input type="checkbox"/> SON	<input type="checkbox"/> NEPHEW	<input type="checkbox"/> STEPSON			
<input type="checkbox"/> DAUGHTER	<input type="checkbox"/> NIECE	<input type="checkbox"/> STEPDAUGHTER			
<input type="checkbox"/> BROTHER	<input type="checkbox"/> FATHER-IN-LAW	<input type="checkbox"/> COUSIN			
<input type="checkbox"/> SISTER	<input type="checkbox"/> MOTHER-IN-LAW	<input type="checkbox"/> HIRED MAN			
<input type="checkbox"/> FATHER	<input type="checkbox"/> SON-IN-LAW	<input type="checkbox"/> ROOMER			
<input type="checkbox"/> MOTHER	<input type="checkbox"/> DAUGHTER-IN-LAW	<input type="checkbox"/> SERVANT			
<input type="checkbox"/> GRANDSON	<input type="checkbox"/> BROTHER-IN-LAW	<input type="checkbox"/> OTHER (Specify)			
<input checked="" type="checkbox"/> GRANDDAUGHTER	<input type="checkbox"/> SISTER-IN-LAW				
<input type="checkbox"/> GRANDCHILD	<input type="checkbox"/> ORPHAN				

FORM 10 637
1910 CENSUS INDEX - INDIVIDUAL

U.S. DEPARTMENT OF COMMERCE
BUREAU OF THE CENSUS

TEXAS

W300	NAME OF INDIVIDUAL <i>White Little</i>		E.D. 52	SHEET 57
COLOR B	AGE 7 $\frac{1}{2}$	BIRTHPLACE	VOL. 49	
COUNTY Falls		CITY		
ENUMERATED WITH <i>Moore - Annie</i>				
RELATIONSHIP TO ABOVE				
<input type="checkbox"/> SON	<input type="checkbox"/> NEPHEW	<input type="checkbox"/> STEPSON		
<input type="checkbox"/> DAUGHTER	<input checked="" type="checkbox"/> NIECE	<input type="checkbox"/> STEPDAUGHTER		
<input type="checkbox"/> BROTHER	<input type="checkbox"/> FATHER-IN-LAW	<input type="checkbox"/> COUSIN		
<input type="checkbox"/> SISTER	<input type="checkbox"/> MOTHER-IN-LAW	<input type="checkbox"/> HIRED MAN		
<input type="checkbox"/> FATHER	<input type="checkbox"/> SON-IN-LAW	<input type="checkbox"/> ROOMER		
<input type="checkbox"/> MOTHER	<input type="checkbox"/> DAUGHTER-IN-LAW	<input type="checkbox"/> SERVANT		
<input type="checkbox"/> GRANDSON	<input type="checkbox"/> BROTHER-IN-LAW	<input type="checkbox"/> OTHER (Specify)		
<input type="checkbox"/> GRANDDAUGHTER	<input type="checkbox"/> SISTER-IN-LAW			
<input type="checkbox"/> GRANDCHILD	<input type="checkbox"/> ORPHAN			

FORM 10 637
1910 CENSUS INDEX - INDIVIDUAL

U.S. DEPARTMENT OF COMMERCE
BUREAU OF THE CENSUS

TEXAS

HEAD OF FAMILY		E.D.		SHEET	
White, Lettie		49		128	
COLOR	AGE	BIRTHPLACE		VOL.	
W	40			85	
COUNTY			CITY		
Johnson			L. L. Burne		
OTHER MEMBERS OF FAMILY					
NAME		RELATIONSHIP	AGE	BIRTHPLACE	
Mary B		D	13		
H. L. Com					

FORM 10-636
1910 CENSUS INDEX - FAMILY

U.S. DEPARTMENT OF COMMERCE
BUREAU OF THE CENSUS

TEXAS

W300	NAME OF INDIVIDUAL <i>White, Letha</i>		E.D. 89	SHEET 117
COLOR B	AGE 7 5/12	BIRTHPLACE		VOL. 91
COUNTY <i>Lamac</i>		CITY		
ENUMERATED WITH - <i>Patterson Mat</i>				
RELATIONSHIP TO ABOVE				
<input type="checkbox"/> SON	<input type="checkbox"/> NEPHEW	<input type="checkbox"/> STEPSON		
<input type="checkbox"/> DAUGHTER	<input type="checkbox"/> NIECE	<input type="checkbox"/> STEPDAUGHTER		
<input type="checkbox"/> BROTHER	<input type="checkbox"/> FATHER-IN-LAW	<input type="checkbox"/> COUSIN		
<input type="checkbox"/> SISTER	<input type="checkbox"/> MOTHER-IN-LAW	<input type="checkbox"/> HIRED MAN		
<input type="checkbox"/> FATHER	<input type="checkbox"/> SON-IN-LAW	<input type="checkbox"/> ROOMER		
<input type="checkbox"/> MOTHER	<input type="checkbox"/> DAUGHTER-IN-LAW	<input type="checkbox"/> SERVANT		
<input type="checkbox"/> GRANDSON	<input type="checkbox"/> BROTHER-IN-LAW	<input type="checkbox"/> OTHER (<i>Specify</i>)		
<input checked="" type="checkbox"/> GRANDDAUGHTER	<input type="checkbox"/> SISTER-IN-LAW			
<input type="checkbox"/> GRANDCHILD	<input type="checkbox"/> ORPHAN			

FORM 10-637
1910 CENSUS INDEX - INDIVIDUAL

U. S. DEPARTMENT OF COMMERCE
BUREAU OF THE CENSUS

TEXAS

W300		NAME OF INDIVIDUAL <i>White Letha</i>		E.O. 31	SHEET 6
COLOR B	AGE 55	BIRTHPLACE		VOL. G 28	
COUNTY		Colorado	CITY <i>Eagle Lake</i>		
ENUMERATED WITH <i>McBee Edward</i>					
RELATIONSHIP TO ABOVE					
<input type="checkbox"/> SON	<input type="checkbox"/> NEPHEW	<input type="checkbox"/> STEPSON			
<input type="checkbox"/> DAUGHTER	<input type="checkbox"/> NIECE	<input type="checkbox"/> STEPDAUGHTER			
<input type="checkbox"/> BROTHER	<input type="checkbox"/> FATHER-IN-LAW	<input type="checkbox"/> COUSIN			
<input type="checkbox"/> SISTER	<input type="checkbox"/> MOTHER-IN-LAW	<input type="checkbox"/> HIRED MAN			
<input type="checkbox"/> FATHER	<input type="checkbox"/> SON-IN-LAW	<input type="checkbox"/> ROOMER			
<input type="checkbox"/> MOTHER	<input type="checkbox"/> DAUGHTER-IN-LAW	<input checked="" type="checkbox"/> SERVANT			
<input type="checkbox"/> GRANDSON	<input type="checkbox"/> BROTHER-IN-LAW	<input type="checkbox"/> OTHER (Specify)			
<input type="checkbox"/> GRANDDAUGHTER	<input type="checkbox"/> SISTER-IN-LAW				
<input type="checkbox"/> GRANDCHILD	<input type="checkbox"/> ORPHAN				

FORM 10 637
1910 CENSUS INDEX - INDIVIDUAL

U. S. DEPARTMENT OF COMMERCE
BUREAU OF THE CENSUS

TEXAS

W300	NAME OF INDIVIDUAL <i>W. Gatt, Leta</i>		E.D. <i>39</i>	SHEET <i>210</i>
COLOR <i>B</i>	AGE <i>12</i>	BIRTHPLACE	VOL. <i>87</i>	
COUNTY <i>Kaufman</i>	CITY			
ENUMERATED WITH <i>Alpers, Pinkney</i>				
RELATIONSHIP TO ABOVE				
<input type="checkbox"/> SON	<input type="checkbox"/> NEPHEW	<input type="checkbox"/> STEPSON		
<input type="checkbox"/> DAUGHTER	<input checked="" type="checkbox"/> NIECE	<input type="checkbox"/> STEPDAUGHTER		
<input type="checkbox"/> BROTHER	<input type="checkbox"/> FATHER-IN-LAW	<input type="checkbox"/> COUSIN		
<input type="checkbox"/> SISTER	<input type="checkbox"/> MOTHER-IN-LAW	<input type="checkbox"/> HIRED MAN		
<input type="checkbox"/> FATHER	<input type="checkbox"/> SON-IN-LAW	<input type="checkbox"/> ROOMER		
<input type="checkbox"/> MOTHER	<input type="checkbox"/> DAUGHTER-IN-LAW	<input type="checkbox"/> SERVANT		
<input type="checkbox"/> GRANDSON	<input type="checkbox"/> BROTHER-IN-LAW	<input type="checkbox"/> OTHER (Specify)		
<input type="checkbox"/> GRANDDAUGHTER	<input type="checkbox"/> SISTER-IN-LAW			
<input type="checkbox"/> GRANDCHILD	<input type="checkbox"/> ORPHAN			

FORM 10-637
1910 CENSUS INDEX - INDIVIDUAL

U. S. DEPARTMENT OF COMMERCE
BUREAU OF THE CENSUS

TEXAS

W 300	HEAD OF FAMILY White, Lester J.		E.O. 57	SHEET 444
COLOR a	AGE 26	BIRTHPLACE -	VOL. 102	
COUNTY Milam	CITY			
OTHER MEMBERS OF FAMILY				
	NAME	RELATION- SHIP	AGE	BIRTHPLACE
	Walter	w	20	
	Delene	D	3	
	Delene	D	1 1/2	
	Susie	D	1/2	

FORM 10 636
1910 CENSUS INDEX - FAMILY

U. S. DEPARTMENT OF COMMERCE
BUREAU OF THE CENSUS

TEXAS

14300	HEAD OF FAMILY Wood, Lister		E.D. 73	SHEET 146
COLOR W	AGE 26	BIRTHPLACE	VOL. 45	
COUNTY L.P.	CITY			
OTHER MEMBERS OF FAMILY				
NAME		RELATIONSHIP	AGE	BIRTHPLACE
Lister		W	25	

FORM 10 636
1910 CENSUS INDEX - FAMILYU S. DEPARTMENT OF COMMERCE
BUREAU OF THE CENSUS

TEXAS

W 302	HEAD OF FAMILY		white, Lester		E.D.	SHEET
COLOR	AGE	BIRTHPLACE		VOL.		
W	19			79		
COUNTY			CITY			
Hunt						
OTHER MEMBERS OF FAMILY						
NAME		RELATIONSHIP	AGE	BIRTHPLACE		
Living alone						

FORM 10 636
1910 CENSUS INDEX - FAMILY

U S DEPARTMENT OF COMMERCE
BUREAU OF THE CENSUS

TEXAS

1030	HEAD OF FAMILY <i>W. Wight Lester</i>		E.D. 33	SHEET 24
COLOR <i>W</i>	AGE 30	BIRTHPLACE -		VOL. 11
COUNTY Bexar	CITY San Antonio			
OTHER MEMBERS OF FAMILY				
NAME	RELATIONSHIP	AGE	BIRTHPLACE	
<i>Living Above</i>				

FORM 10 636

1910 CENSUS INDEX - FAMILY

U. S. DEPARTMENT OF COMMERCE
BUREAU OF THE CENSUS

TEXAS

W300	HEAD OF FAMILY White Lester		E.O. 8	SHEET 7
COLOR W	AGE 26	BIRTHPLACE Ga	VOL. 7	
COUNTY Dall		CITY -		
OTHER MEMBERS OF FAMILY				
NAME		RELATIONSHIP	AGE	BIRTHPLACE
Lilly		W	26	Ga
Lillian		D	1/2	

FORM 10-636
1910 CENSUS INDEX - FAMILY

U. S. DEPARTMENT OF COMMERCE
BUREAU OF THE CENSUS

TEXAS

TEXAS

W300	NAME OF INDIVIDUAL <i>White Lester</i>		E.O. 53	SHEET 293
COLOR <i>W-</i>	AGE <i>17</i>	BIRTHPLACE	VOL. <i>52</i>	
COUNTY	<i>Franklin</i>		CITY	
ENUMERATED WITH <i>Jedder Along B.</i>				
RELATIONSHIP TO ABOVE				
<input type="checkbox"/> SON	<input type="checkbox"/> NEPHEW	<input type="checkbox"/> STEPSON		
<input type="checkbox"/> DAUGHTER	<input type="checkbox"/> NIECE	<input type="checkbox"/> STEPDAUGHTER		
<input type="checkbox"/> BROTHER	<input type="checkbox"/> FATHER-IN-LAW	<input type="checkbox"/> COUSIN		
<input type="checkbox"/> SISTER	<input type="checkbox"/> MOTHER-IN-LAW	<input checked="" type="checkbox"/> HIRED MAN		
<input type="checkbox"/> FATHER	<input type="checkbox"/> SON-IN-LAW	<input type="checkbox"/> ROOMER		
<input type="checkbox"/> MOTHER	<input type="checkbox"/> DAUGHTER-IN-LAW	<input type="checkbox"/> SERVANT		
<input type="checkbox"/> GRANDSON	<input type="checkbox"/> BROTHER-IN-LAW	<input type="checkbox"/> OTHER (Specify)		
<input type="checkbox"/> GRANDDAUGHTER	<input type="checkbox"/> MISTER-IN-LAW			
<input type="checkbox"/> GRANDCHILD	<input type="checkbox"/> ORPHAN			

FORM 10-637

1910 CENSUS INDEX - INDIVIDUAL

U.S. DEPARTMENT OF COMMERCE
BUREAU OF THE CENSUS

W 300		NAME OF INDIVIDUAL		TEXAS	
COLOR	B	AGE	5	BIRTHPLACE	Wade Lessie
COUNTY				VOL.	
Nacogdoches				109	
ENUMERATED WITH				CITY	
Roland Frank					
RELATIONSHIP TO ABOVE					
<input type="checkbox"/> SON	<input type="checkbox"/> NEPHEW	<input type="checkbox"/> STEPSON			
<input type="checkbox"/> DAUGHTER	<input type="checkbox"/> NIECE	<input type="checkbox"/> STEPDAUGHTER			
<input type="checkbox"/> BROTHER	<input type="checkbox"/> FATHER-IN-LAW	<input type="checkbox"/> COUSIN			
<input type="checkbox"/> SISTER	<input type="checkbox"/> MOTHER-IN-LAW	<input type="checkbox"/> HIRED MAN			
<input type="checkbox"/> FATHER	<input type="checkbox"/> SON-IN-LAW	<input type="checkbox"/> ROOMER			
<input type="checkbox"/> MOTHER	<input type="checkbox"/> DAUGHTER-IN-LAW	<input type="checkbox"/> SERVANT			
<input type="checkbox"/> GRANDSON	<input type="checkbox"/> BROTHER-IN-LAW	<input checked="" type="checkbox"/> OTHER (Specify)			
<input type="checkbox"/> GRANDDAUGHTER	<input type="checkbox"/> SISTER-IN-LAW	S. G. L.			
<input type="checkbox"/> GRANDCHILD	<input type="checkbox"/> ORPHAN				

FORM 10 637
 1910 CENSUS INDEX - INDIVIDUAL

U. S. DEPARTMENT OF COMMERCE
 BUREAU OF THE CENSUS

TEXAS

<i>W.F. 200</i>		NAME OF INDIVIDUAL		E.D.	SHEET
COLOR	AGE	BIRTHPLACE		VOL.	
COUNTY <i>Tarrant</i>			CITY		
ENUMERATED WITH					
RELATIONSHIP TO ABOVE					
<input type="checkbox"/> SON	<input type="checkbox"/> NEPHEW	<input type="checkbox"/> STEPSON			
<input type="checkbox"/> DAUGHTER	<input type="checkbox"/> NIECE	<input type="checkbox"/> STEPDAUGHTER			
<input type="checkbox"/> BROTHER	<input type="checkbox"/> FATHER-IN-LAW	<input type="checkbox"/> COUSIN			
<input type="checkbox"/> SISTER	<input type="checkbox"/> MOTHER-IN-LAW	<input type="checkbox"/> HIRED MAN			
<input type="checkbox"/> FATHER	<input type="checkbox"/> SON-IN-LAW	<input type="checkbox"/> ROOMER			
<input checked="" type="checkbox"/> MOTHER	<input type="checkbox"/> DAUGHTER-IN-LAW	<input type="checkbox"/> SERVANT			
<input type="checkbox"/> GRANDSON	<input type="checkbox"/> BROTHER-IN-LAW	<input type="checkbox"/> OTHER (<i>Specify</i>)			
<input type="checkbox"/> GRANDDAUGHTER	<input type="checkbox"/> SISTER-IN-LAW				
<input type="checkbox"/> GRANDCHILD	<input type="checkbox"/> ORPHAN				

FORM 10-637

1910 CENSUS INDEX - INDIVIDUAL

U. S. DEPARTMENT OF COMMERCE
BUREAU OF THE CENSUS

TEXAS

10300	HEAD OF FAMILY		White Leslie L	E.O.	SHEET
COLOR	AGE	BIRTHPLACE		VOL.	
W	51	Iowa		17	
COUNTY	Brown			CITY	
OTHER MEMBERS OF FAMILY					
NAME		RELATIONSHIP	AGE	BIRTHPLACE	
White Nellie		W	49	N.Y.	
Amy		D	24	Iowa	
Ethel M		D	20	I	
Ralph H		S	15	I	

FORM 10-636

1910 CENSUS INDEX - FAMILY

U.S. DEPARTMENT OF COMMERCE
BUREAU OF THE CENSUS

TEXAS

W 300	HEAD OF FAMILY White Leslie C		E.D. 36	SHEET 90
COLOR -W	AGE 47	BIRTHPLACE Ala	VOL. 42	
COUNTY -	Fannin		CITY -Birmingham	
OTHER MEMBERS OF FAMILY				
	NAME	RELATIONSHIP	AGE	BIRTHPLACE
	Frances C	W	31	MO
	Leland C	S	10	
	Mina	D	6	
	Bertie	D	24	
	Leslie J	S	17	
	Kennan P	S	10	

FORM 10-636
1910 CENSUS INDEX - FAMILY

U.S. DEPARTMENT OF COMMERCE
BUREAU OF THE CENSUS

TEXAS

W300	NAME OF INDIVIDUAL White, Leslie		E.D. 156	SHEET 49
COLOR W	AGE 2	BIRTHPLACE		VOL. 96
COUNTY Lynn		CITY		
ENUMERATED WITH Nevill, Joseph C				
RELATIONSHIP TO ABOVE				
<input type="checkbox"/> SON	<input type="checkbox"/> NEPHEW	<input type="checkbox"/> STEPSON		
<input type="checkbox"/> DAUGHTER	<input type="checkbox"/> NIECE	<input type="checkbox"/> STEPDAUGHTER		
<input type="checkbox"/> BROTHER	<input type="checkbox"/> FATHER-IN-LAW	<input type="checkbox"/> COUSIN		
<input type="checkbox"/> SISTER	<input type="checkbox"/> MOTHER-IN-LAW	<input type="checkbox"/> HIRED MAN		
<input type="checkbox"/> FATHER	<input type="checkbox"/> SON-IN-LAW	<input type="checkbox"/> ROOMER		
<input type="checkbox"/> MOTHER	<input type="checkbox"/> DAUGHTER-IN-LAW	<input type="checkbox"/> SERVANT		
<input checked="" type="checkbox"/> GRANDSON	<input type="checkbox"/> BROTHER-IN-LAW	<input type="checkbox"/> OTHER (Specify)		
<input type="checkbox"/> GRANDDAUGHTER	<input type="checkbox"/> SISTER-IN-LAW			
<input type="checkbox"/> GRANDCHILD	<input type="checkbox"/> ORPHAN			

FORM 10-637
1910 CENSUS INDEX - INDIVIDUAL

U. S. DEPARTMENT OF COMMERCE
BUREAU OF THE CENSUS

TEXAS

W300	HEAD OF FAMILY		Wade Living F.	E.D.	SHEET
COLOR	AGE	BIRTHPLACE		123	14
W	34	Ind.		VOL.	25
COUNTY	Coleman		CITY	Coleman	
OTHER MEMBERS OF FAMILY					
NAME			RELATIONSHIP	AGE	BIRTHPLACE
Aunt D.			W	32	
Fanny H.			S	10	Ark
Catherine			Si L	29	
Wade Williams J.			F	61	Ind
I. Emma F.			Da	14	Ind

FORM 10 636
1910 CENSUS INDEX - FAMILY

U.S. DEPARTMENT OF COMMERCE
BUREAU OF THE CENSUS

TEXAS

W 300	NAME OF INDIVIDUAL <i>Wood, Leslie</i>		E.O. <i>83</i>	SHEET <i>5</i>
COLOR <i>W</i>	AGE <i>10</i>	BIRTHPLACE	VOL. <i>66</i>	
COUNTY <i>Harris</i>		CITY <i>Houston</i>		
ENUMERATED WITH <i>Frugg, E. M.</i>				
RELATIONSHIP TO ABOVE				
<input type="checkbox"/> SON	<input type="checkbox"/> NEPHEW	<input type="checkbox"/> STEPSON		
<input type="checkbox"/> DAUGHTER	<input type="checkbox"/> NIECE	<input type="checkbox"/> STEPDAUGHTER		
<input type="checkbox"/> BROTHER	<input type="checkbox"/> FATHER-IN-LAW	<input type="checkbox"/> COUSIN		
<input type="checkbox"/> SISTER	<input type="checkbox"/> MOTHER-IN-LAW	<input type="checkbox"/> HIRED MAN		
<input type="checkbox"/> FATHER	<input type="checkbox"/> SON-IN-LAW	<input checked="" type="checkbox"/> ROOMER		
<input type="checkbox"/> MOTHER	<input type="checkbox"/> DAUGHTER-IN-LAW	<input type="checkbox"/> SERVANT		
<input type="checkbox"/> GRANDSON	<input type="checkbox"/> BROTHER-IN-LAW	<input type="checkbox"/> OTHER (Specify)		
<input type="checkbox"/> GRANDDAUGHTER	<input type="checkbox"/> SISTER-IN-LAW			
<input type="checkbox"/> GRANDCHILD	<input type="checkbox"/> ORPHAN			

FORM 10 637
1910 CENSUS INDEX - INDIVIDUAL

U. S. DEPARTMENT OF COMMERCE
BUREAU OF THE CENSUS

TEXAS

HEAD OF FAMILY		E.D.	SHEET
Wood Leroy L		146	50
COLOR	AGE	BIRTHPLACE	
W	44	Ark	
COUNTY	CITY		VOL.
JACK			81
OTHER MEMBERS OF FAMILY			
NAME		RELATIONSHIP	AGE
Elizabeth M		W	36
Wynette A		S	18

FORM 10-636
1910 CENSUS INDEX - FAMILY

U.S. DEPARTMENT OF COMMERCE
BUREAU OF THE CENSUS

TEXAS

W 300		HEAD OF FAMILY		White Leroy		E.D.	SHEET
COLOR	AGE	BIRTHPLACE				125	18
W	56	Ga				VOL.	
COUNTY				CITY			
Hunt							
OTHER MEMBERS OF FAMILY							
NAME		RELATIONSHIP	AGE	BIRTHPLACE			
Lerner		w	55				
Hurman		d	12				
Lester		d	16				
L. B.							

FORM 10 636
1910 CENSUS INDEX - FAMILY

U.S. DEPARTMENT OF COMMERCE
BUREAU OF THE CENSUS

TEXAS

W300		NAME OF INDIVIDUAL <i>White Leroy</i>		E.D. 51	SHEET 297
COLOR <i>W</i>	AGE 21	BIRTHPLACE		VOL. 34	
COUNTY Dallas		CITY Dallas			
ENUMERATED WITH <i>O. Liphant, Robt. J.</i>					
RELATIONSHIP TO ABOVE					
<input type="checkbox"/> SON	<input type="checkbox"/> NEPHEW	<input checked="" type="checkbox"/> STEPSON			
<input type="checkbox"/> DAUGHTER	<input type="checkbox"/> NIECE	<input type="checkbox"/> STEPOUGHTER			
<input type="checkbox"/> BROTHER	<input type="checkbox"/> FATHER-IN-LAW	<input type="checkbox"/> COUSIN			
<input type="checkbox"/> SISTER	<input type="checkbox"/> MOTHER-IN-LAW	<input type="checkbox"/> HIRED MAN			
<input type="checkbox"/> FATHER	<input type="checkbox"/> SON-IN-LAW	<input type="checkbox"/> ROOMER			
<input type="checkbox"/> MOTHER	<input type="checkbox"/> DAUGHTER-IN-LAW	<input type="checkbox"/> SERVANT			
<input type="checkbox"/> GRANDSON	<input type="checkbox"/> BROTHER-IN-LAW	<input type="checkbox"/> OTHER (<i>Specify</i>)			
<input type="checkbox"/> GRANDDAUGHTER	<input type="checkbox"/> SISTER-IN-LAW				
<input type="checkbox"/> GRANDCHILD	<input type="checkbox"/> ORPHAN				

FORM 10 637

1910 CENSUS INDEX - INDIVIDUAL

U.S. DEPARTMENT OF COMMERCE
BUREAU OF THE CENSUS

TEXAS

W 300		NAME OF INDIVIDUAL <i>Whitely Leroy</i>		E.D. <i>63</i>	SHEET <i>71</i>
COLOR <i>B</i>	AGE <i>28</i>	BIRTHPLACE		VOL. <i>44</i>	
COUNTY		<i>El Paso</i>	CITY <i>El Paso</i>		
ENUMERATED WITH <i>Sanders, Stephen</i>					
RELATIONSHIP TO ABOVE					
<input type="checkbox"/> SON	<input type="checkbox"/> NEPHEW	<input type="checkbox"/> STEPSON			
<input type="checkbox"/> DAUGHTER	<input type="checkbox"/> NIECE	<input type="checkbox"/> STEPDAUGHTER			
<input type="checkbox"/> BROTHER	<input type="checkbox"/> FATHER-IN-LAW	<input type="checkbox"/> COUSIN			
<input type="checkbox"/> SISTER	<input type="checkbox"/> MOTHER-IN-LAW	<input type="checkbox"/> HIRED MAN			
<input type="checkbox"/> FATHER	<input type="checkbox"/> SON-IN-LAW	<input checked="" type="checkbox"/> ROOMER			
<input type="checkbox"/> MOTHER	<input type="checkbox"/> DAUGHTER-IN-LAW	<input type="checkbox"/> SERVANT			
<input type="checkbox"/> GRANDSON	<input type="checkbox"/> BROTHER-IN-LAW	<input type="checkbox"/> OTHER (<i>Specify</i>)			
<input type="checkbox"/> GRANDDAUGHTER	<input type="checkbox"/> SISTER-IN-LAW				
<input type="checkbox"/> GRANDCHILD	<input type="checkbox"/> ORPHAN				

FORM 10-637

1910 CENSUS INDEX - INDIVIDUAL

U. S. DEPARTMENT OF COMMERCE
BUREAU OF THE CENSUS

TEXAS

W300	HEAD OF FAMILY		E.D.	SHEET
COLOR	AGE	BIRTHPLACE	VOL.	
B			47	283
COUNTY	CITY			
	Ellis		Ellis	
OTHER MEMBERS OF FAMILY				
	NAME	RELATIONSHIP	AGE	BIRTHPLACE

FORM 10-636
1910 CENSUS INDEX - FAMILY

U. S. DEPARTMENT OF COMMERCE
BUREAU OF THE CENSUS

TEXAS

W300		NAME OF INDIVIDUAL White Loretta K		E.O.	SHEET
COLOR W	AGE 41	BIRTHPLACE		798	32
COUNTY	Potters	CITY		VOL.	112
ENUMERATED WITH Kirk Mary E					
RELATIONSHIP TO ABOVE					
<input type="checkbox"/> SON -	<input type="checkbox"/> NEPHEW	<input type="checkbox"/> STEPSON			
<input checked="" type="checkbox"/> DAUGHTER	<input type="checkbox"/> NIECE	<input type="checkbox"/> STEPDAUGHTER			
<input type="checkbox"/> BROTHER	<input type="checkbox"/> FATHER-IN-LAW	<input type="checkbox"/> COUSIN			
<input type="checkbox"/> SISTER	<input type="checkbox"/> MOTHER-IN-LAW	<input type="checkbox"/> HIRED MAN			
<input type="checkbox"/> FATHER	<input type="checkbox"/> SON-IN-LAW	<input type="checkbox"/> ROOMER			
<input type="checkbox"/> MOTHER	<input type="checkbox"/> DAUGHTER-IN-LAW	<input type="checkbox"/> SERVANT			
<input type="checkbox"/> GRANDSON	<input type="checkbox"/> BROTHER-IN-LAW	<input type="checkbox"/> OTHER (Specify)			
<input type="checkbox"/> GRANDDAUGHTER	<input type="checkbox"/> SISTER-IN-LAW				
<input type="checkbox"/> GRANDCHILD	<input type="checkbox"/> ORPHAN				

FORM 10-637
1910 CENSUS INDEX - INDIVIDUAL

U.S. DEPARTMENT OF COMMERCE
BUREAU OF THE CENSUS

TEXAS

300		HEAD OF FAMILY		White, Leonora		E.D.	SHEET
COLOR	AGE	BIRTHPLACE				29	83
mu	59					VOL. 55	
COUNTY				CITY			
Galveston				Galveston			
OTHER MEMBERS OF FAMILY							
NAME		RELATIONSHIP	AGE	BIRTHPLACE			
Robinson, Susie		D	43				
Wernon		GS	16				
William		GS	11				

FORM 10-636
1910 CENSUS INDEX - FAMILY

U.S. DEPARTMENT OF COMMERCE
BUREAU OF THE CENSUS

TEXAS

W 300		NAME OF INDIVIDUAL <i>White, Leona</i>		E.O. 22	SHEET 125
COLOR B	AGE 6	BIRTHPLACE		VOL. 11	
COUNTY Bexar			CITY San Antonio		
ENUMERATED WITH <i>Mary John</i>					
RELATIONSHIP TO ABOVE					
<input type="checkbox"/> SON	<input type="checkbox"/> NEPHEW	<input type="checkbox"/> STEPSON			
<input type="checkbox"/> DAUGHTER	<input type="checkbox"/> NIECE	<input checked="" type="checkbox"/> STEPDAUGHTER			
<input type="checkbox"/> BROTHER	<input type="checkbox"/> FATHER-IN-LAW	<input type="checkbox"/> COUSIN			
<input type="checkbox"/> SISTER	<input type="checkbox"/> MOTHER-IN-LAW	<input type="checkbox"/> HIRED MAN			
<input type="checkbox"/> FATHER	<input type="checkbox"/> SON-IN-LAW	<input type="checkbox"/> ROOMER			
<input type="checkbox"/> MOTHER	<input type="checkbox"/> DAUGHTER-IN-LAW	<input type="checkbox"/> SERVANT			
<input type="checkbox"/> GRANDSON	<input type="checkbox"/> BROTHER-IN-LAW	<input type="checkbox"/> OTHER (Specify)			
<input type="checkbox"/> GRANDDAUGHTER	<input type="checkbox"/> SISTER-IN-LAW				
<input type="checkbox"/> GRANDCHILD	<input type="checkbox"/> ORPHAN				

FORM 10-637

1970 CENSUS INDEX - INDIVIDUAL

U.S. DEPARTMENT OF COMMERCE
BUREAU OF THE CENSUS

TEXAS

W300	HEAD OF FAMILY Witbey Leonora		E.D. 26	SHEET 2
COLOR W	AGE 59	BIRTHPLACE	VOL. 21	
COUNTY		CITY		
Childress			Childress	
OTHER MEMBERS OF FAMILY				
NAME		RELATIONSHIP	AGE	BIRTHPLACE
1 Katie		D	26	
4.1 Bo				

FORM 10-636
1910 CENSUS INDEX - FAMILY

U.S. DEPARTMENT OF COMMERCE
BUREAU OF THE CENSUS

TEXAS

W300		NAME OF INDIVIDUAL White Leonard K		E.D. 63	SHEET 101
COLOR W	AGE 10	BIRTHPLACE		VOL. 81	
COUNTY Jasper			CITY		
ENUMERATED WITH Griffes William J.					
RELATIONSHIP TO ABOVE					
<input type="checkbox"/> SON	<input type="checkbox"/> NEPHEW	<input checked="" type="checkbox"/> STEPSON			
<input type="checkbox"/> DAUGHTER	<input type="checkbox"/> NIECE	<input type="checkbox"/> STEPDAUGHTER			
<input type="checkbox"/> BROTHER	<input type="checkbox"/> FATHER-IN-LAW	<input type="checkbox"/> COUSIN			
<input type="checkbox"/> SISTER	<input type="checkbox"/> MOTHER-IN-LAW	<input type="checkbox"/> HIRED MAN			
<input type="checkbox"/> FATHER	<input type="checkbox"/> SON-IN-LAW	<input type="checkbox"/> ROOMER			
<input type="checkbox"/> MOTHER	<input type="checkbox"/> DAUGHTER-IN-LAW	<input type="checkbox"/> SERVANT			
<input type="checkbox"/> GRANDSON	<input type="checkbox"/> BROTHER-IN-LAW	<input type="checkbox"/> OTHER (Specify)			
<input type="checkbox"/> GRANDDAUGHTER	<input type="checkbox"/> SISTER-IN-LAW				
<input type="checkbox"/> GRANDCHILD	<input type="checkbox"/> ORPHAN				

FORM 10-637
1910 CENSUS INDEX--INDIVIDUAL

U.S. DEPARTMENT OF COMMERCE
BUREAU OF THE CENSUS

TEXAS

W300	HEAD OF FAMILY		White, Leonard A.	E.D.	SHEET
COLOR	AGE	BIRTHPLACE		35	15
W	33	MC		VOL.	35
COUNTY			CITY		
OTHER MEMBERS OF FAMILY					
NAME		RELATIONSHIP	AGE	BIRTHPLACE	
- Annie S.		W	27	Ind	
- Marie		D	13/10		
- +1 B.C.					

FORM 10 636
1910 CENSUS INDEX - FAMILY

U. S. DEPARTMENT OF COMMERCE
BUREAU OF THE CENSUS

TEXAS

W 300	HEAD OF FAMILY		Wood, Leonard	E.D.	SHEET
COLOR	AGE	BIRTHPLACE		23	220
W	28	-		Vol.	11
COUNTY	Bexar		CITY	San Antonio	
OTHER MEMBERS OF FAMILY					
NAME		RELATIONSHIP	AGE	BIRTHPLACE	
1. Fannie		W	24		
4 8 DC					
1 S					

FORM 10 636

1910 CENSUS INDEX - FAMILY

U. S. DEPARTMENT OF COMMERCE
BUREAU OF THE CENSUS

TEXAS

TEXAS

W300	HEAD OF FAMILY White Leonard		E.D. 45	SHEET 376
COLOR W	AGE 59	BIRTHPLACE	VOL. 41	
COUNTY astland		CITY		
OTHER MEMBERS OF FAMILY				
NAME		RELATION- SHIP	AGE	BIRTHPLACE
Mollie		W	59	Mo.
Edward		S	18	

FORM 10 636
1910 CENSUS INDEX - FAMILY

U.S. DEPARTMENT OF COMMERCE
BUREAU OF THE CENSUS

TEXAS

W 300		HEAD OF FAMILY		Leonard		E.D.	SHEET
W		AGE	BIRTHPLACE		VOL.		
25				96			
COUNTY				CITY			
McCulloch				Brady			
OTHER MEMBERS OF FAMILY							
NAME		RELATIONSHIP	AGE	BIRTHPLACE			
Lena		W	23				
Fonda Eugene		BL	29				

TEXAS

u 300		HEAD OF FAMILY		E.D.	SHEET
COLOR		AGE	BIRTHPLACE	266	302
W		56		VOL.	133
COUNTY			CITY		
Taylor			Abilene		
OTHER MEMBERS OF FAMILY					
NAME		RELATIONSHIP	AGE	BIRTHPLACE	
Wm E.		W	58	mo.	
Mabel		S	16		

FORM 70 636
 1910 CENSUS INDEX - FAMILY

U S DEPARTMENT OF COMMERCE
 BUREAU OF THE CENSUS

TEXAS

4300	NAME OF INDIVIDUAL		E.D.	SHEET
COLOR	AGE	BIRTHPLACE	27	209
B	22		VOL.	58
COUNTY		Grimes	CITY	
ENUMERATED WITH				
Saunders Tom				
RELATIONSHIP TO ABOVE				
<input type="checkbox"/> SON	<input type="checkbox"/> NEPHEW	<input type="checkbox"/> STEPSON		
<input type="checkbox"/> DAUGHTER	<input type="checkbox"/> NIECE	<input type="checkbox"/> STEPDAUGHTER		
<input type="checkbox"/> BROTHER	<input type="checkbox"/> FATHER-IN-LAW	<input type="checkbox"/> COUSIN		
<input type="checkbox"/> SISTER	<input type="checkbox"/> MOTHER-IN-LAW	<input type="checkbox"/> HIRED MAN		
<input type="checkbox"/> FATHER	<input type="checkbox"/> SON-IN-LAW	<input type="checkbox"/> ROOMER		
<input type="checkbox"/> MOTHER	<input type="checkbox"/> DAUGHTER-IN-LAW	<input type="checkbox"/> SERVANT		
<input type="checkbox"/> GRANDSON	<input type="checkbox"/> BROTHER-IN-LAW	<input checked="" type="checkbox"/> OTHER (Specify)		
<input type="checkbox"/> GRANDDAUGHTER	<input type="checkbox"/> SISTER-IN-LAW			
<input type="checkbox"/> GRANDCHILD	<input type="checkbox"/> ORPHAN			

FORM 10-637
1910 CENSUS INDEX - INDIVIDUAL

U. S. DEPARTMENT OF COMMERCE
BUREAU OF THE CENSUS

			TEXAS	
W300	NAME OF INDIVIDUAL <i>White, Leon</i>		E.D.	SHEET
COLOR <i>W</i>	AGE <i>17</i>	BIRTHPLACE	<i>103</i>	<i>258</i>
COUNTY Jackson	CITY		VOL. <i>52</i>	
ENUMERATED WITH <i>White, Angeline</i>				
RELATIONSHIP TO ABOVE				
<input type="checkbox"/> SON	<input type="checkbox"/> NEPHEW	<input type="checkbox"/> STEPSON		
<input type="checkbox"/> DAUGHTER	<input type="checkbox"/> NIECE	<input type="checkbox"/> STEPDAUGHTER		
<input checked="" type="checkbox"/> BROTHER	<input type="checkbox"/> FATHER-IN-LAW	<input type="checkbox"/> COUSIN		
<input type="checkbox"/> SISTER	<input type="checkbox"/> MOTHER-IN-LAW	<input type="checkbox"/> HIRED MAN		
<input type="checkbox"/> FATHER	<input type="checkbox"/> SON-IN-LAW	<input type="checkbox"/> ROOMER		
<input type="checkbox"/> MOTHER	<input type="checkbox"/> DAUGHTER-IN-LAW	<input type="checkbox"/> SERVANT		
<input type="checkbox"/> GRANDSON	<input type="checkbox"/> BROTHER-IN-LAW	<input type="checkbox"/> OTHER (Specify)		
<input type="checkbox"/> GRANDDAUGHTER	<input type="checkbox"/> SISTER-IN-LAW			
<input type="checkbox"/> GRANDCHILD	<input type="checkbox"/> ORPHAN			

FORM 10-637

1910 CENSUS INDEX - INDIVIDUAL

U.S. DEPARTMENT OF COMMERCE
BUREAU OF THE CENSUS

u300		NAME OF INDIVIDUAL <i>White, Leon</i>		TEXAS	
COLOR <i>w</i>	AGE <i>22</i>	BIRTHPLACE <i>Ohio</i>		E.D. <i>84</i>	SHEET <i>485</i>
COUNTY <i>Jefferson</i>			CITY <i>Port Arthur</i>		
ENUMERATED WITH <i>Parker, Goldman</i>					
RELATIONSHIP TO ABOVE					
<input type="checkbox"/> SON	<input type="checkbox"/> NEPHEW	<input type="checkbox"/> STEPSON			
<input type="checkbox"/> DAUGHTER	<input type="checkbox"/> NIECE	<input type="checkbox"/> STEPDAUGHTER			
<input type="checkbox"/> BROTHER	<input type="checkbox"/> FATHER-IN-LAW	<input type="checkbox"/> COUSIN			
<input type="checkbox"/> SISTER	<input type="checkbox"/> MOTHER-IN-LAW	<input type="checkbox"/> HIRED MAN			
<input type="checkbox"/> FATHER	<input type="checkbox"/> SON-IN-LAW	<input checked="" type="checkbox"/> ROOMER			
<input type="checkbox"/> MOTHER	<input type="checkbox"/> DAUGHTER-IN-LAW	<input type="checkbox"/> SERVANT			
<input type="checkbox"/> GRANDSON	<input type="checkbox"/> BROTHER-IN-LAW	<input type="checkbox"/> OTHER (Specify)			
<input type="checkbox"/> GRANDDAUGHTER	<input type="checkbox"/> SISTER-IN-LAW				
<input type="checkbox"/> GRANDCHILD	<input type="checkbox"/> ORPHAN				

FORM 10-637
1910 CENSUS INDEX - INDIVIDUAL

U.S. DEPARTMENT OF COMMERCE
BUREAU OF THE CENSUS

TEXAS

4300		NAME OF INDIVIDUAL <i>White Leon</i>		E.D.	SHEET
COLOR B	AGE 2	BIRTHPLACE		37	125
COUNTY Harrison			CITY 71		
ENUMERATED WITH <i>Timmon Mummy</i>					
RELATIONSHIP TO ABOVE					
<input type="checkbox"/> SON	<input type="checkbox"/> NEPHEW	<input type="checkbox"/> STEPSON			
<input type="checkbox"/> DAUGHTER	<input type="checkbox"/> NIECE	<input type="checkbox"/> STEPDAUGHTER			
<input type="checkbox"/> BROTHER	<input type="checkbox"/> FATHER-IN-LAW	<input type="checkbox"/> COUSIN			
<input type="checkbox"/> SISTER	<input type="checkbox"/> MOTHER-IN-LAW	<input type="checkbox"/> HIRED MAN			
<input type="checkbox"/> FATHER	<input type="checkbox"/> SON-IN-LAW	<input type="checkbox"/> ROOMER			
<input type="checkbox"/> MOTHER	<input type="checkbox"/> DAUGHTER-IN-LAW	<input type="checkbox"/> SERVANT			
<input checked="" type="checkbox"/> GRANDSON	<input type="checkbox"/> BROTHER-IN-LAW	<input type="checkbox"/> OTHER (Specify)			
<input type="checkbox"/> GRANDDAUGHTER	<input type="checkbox"/> SISTER-IN-LAW				
<input type="checkbox"/> GRANDCHILD	<input type="checkbox"/> ORPHAN				

FORM 10-637
1910 CENSUS INDEX - INDIVIDUAL

U S DEPARTMENT OF COMMERCE
BUREAU OF THE CENSUS

TEXAS

W 300		NAME OF INDIVIDUAL White Leon		E.D.	SHEET
COLOR 13	AGE 6	BIRTHPLACE		96	8
COUNTY Nacogdoches			CITY Nacogdoches		VOL 409
ENUMERATED WITH Cotton Lillie					
RELATIONSHIP TO ABOVE					
<input checked="" type="checkbox"/> SON	<input type="checkbox"/> NEPHEW	<input type="checkbox"/> STEPSON			
<input type="checkbox"/> DAUGHTER	<input type="checkbox"/> NIECE	<input type="checkbox"/> STEPDAUGHTER			
<input type="checkbox"/> BROTHER	<input type="checkbox"/> FATHER-IN-LAW	<input type="checkbox"/> COUSIN			
<input type="checkbox"/> SISTER	<input type="checkbox"/> MOTHER-IN-LAW	<input type="checkbox"/> HIRED MAN			
<input type="checkbox"/> FATHER	<input type="checkbox"/> SON-IN-LAW	<input type="checkbox"/> ROOMER			
<input type="checkbox"/> MOTHER	<input type="checkbox"/> DAUGHTER-IN-LAW	<input type="checkbox"/> SERVANT			
<input type="checkbox"/> GRANDSON	<input type="checkbox"/> BROTHER-IN-LAW	<input type="checkbox"/> OTHER (Specify)			
<input type="checkbox"/> GRANDDAUGHTER	<input type="checkbox"/> SISTER-IN-LAW				
<input type="checkbox"/> GRANDCHILD	<input type="checkbox"/> ORPHAN				

FORM 10.637

1910 CENSUS INDEX - INDIVIDUAL

U. S. DEPARTMENT OF COMMERCE
BUREAU OF THE CENSUS

TEXAS

HEAD OF FAMILY <i>W. H. ...</i>		E.O.	SHEET
COLOR <i>W</i>	AGE <i>29</i>	<i>125</i>	<i>149</i>
BIRTHPLACE <i>Ark.</i>		VOL. <i>117</i>	
COUNTY <i>Red River</i>	CITY		
OTHER MEMBERS OF FAMILY			
NAME		RELATIONSHIP	AGE
<i>W. H. ...</i>		<i>W</i>	<i>29</i>
<i>H. ...</i>		<i>S</i>	<i>7</i>
<i>S. ...</i>		<i>D</i>	<i>5</i>
<i>R. ...</i>		<i>S</i>	<i>2</i>

FORM 10 836
1910 CENSUS INDEX - FAMILY-

U.S. DEPARTMENT OF COMMERCE
BUREAU OF THE CENSUS

4300	HEAD OF FAMILY Wood, Leon		TEXAS	
COLOR Mu	AGE 60	BIRTHPLACE Ala	E.D. 5	SHEET 9
COUNTY	Victoria		VOL. 16	
- OTHER MEMBERS OF FAMILY				
	NAME	RELATION- SHIP	AGE	BIRTHPLACE
/	Matilda	W	36	
Gordon	MANUEL	SO	14	
/	Becky	SO	12	
/	HARRIET	SO	15	
WOOD	Tamie	S	8	
- /	ELIZA	D	6	
	CHARLES	S	5	

FORM 10-638
1910 CENSUS INDEX - FAMILY

U.S. DEPARTMENT OF COMMERCE
BUREAU OF THE CENSUS

W 300		NAME OF INDIVIDUAL		TEXAS	
COLOR	B	AGE	76	BIRTHPLACE	Leoni
COUNTY			Dallas	CITY	Dallas
ENUMERATED WITH			Lynch, Violet		
RELATIONSHIP TO ABOVE					
<input type="checkbox"/> SON	<input type="checkbox"/> NEPHEW	<input type="checkbox"/> STEPSON			
<input type="checkbox"/> DAUGHTER	<input type="checkbox"/> NIECE	<input type="checkbox"/> STEPDAUGHTER			
<input type="checkbox"/> BROTHER	<input type="checkbox"/> FATHER-IN-LAW	<input type="checkbox"/> COUSIN			
<input type="checkbox"/> SISTER	<input type="checkbox"/> MOTHER-IN-LAW	<input type="checkbox"/> HIRED MAN			
<input type="checkbox"/> FATHER	<input type="checkbox"/> SON-IN-LAW	<input type="checkbox"/> ROOMER			
<input type="checkbox"/> MOTHER	<input type="checkbox"/> DAUGHTER-IN-LAW	<input type="checkbox"/> SERVANT			
<input checked="" type="checkbox"/> GRANDSON	<input type="checkbox"/> BROTHER-IN-LAW	<input type="checkbox"/> OTHER (Specify)			
<input type="checkbox"/> GRANDDAUGHTER	<input type="checkbox"/> SISTER-IN-LAW				
<input type="checkbox"/> GRANDCHILD	<input type="checkbox"/> ORPHAN				

FORM 10-637
1910 CENSUS INDEX - INDIVIDUAL

U.S. DEPARTMENT OF COMMERCE
BUREAU OF THE CENSUS

-TEXAS

W300	NAME OF INDIVIDUAL <i>White, Leola</i>		E.D.	SHEET
COLOR <i>B</i>	AGE <i>4</i>	BIRTHPLACE	<i>128</i>	<i>41</i>
COUNTY <i>Panola</i>	CITY		VOL. <i>114</i>	
ENUMERATED WITH				
RELATIONSHIP TO ABOVE <i>Joan, Highland</i>				
<input type="checkbox"/> SON	<input type="checkbox"/> NEPHEW	<input type="checkbox"/> STEPSON		
<input type="checkbox"/> DAUGHTER	<input type="checkbox"/> NIECE	<input checked="" type="checkbox"/> STEPDAUGHTER		
<input type="checkbox"/> BROTHER	<input type="checkbox"/> FATHER-IN-LAW	<input type="checkbox"/> COUSIN		
<input type="checkbox"/> SISTER	<input type="checkbox"/> MOTHER-IN-LAW	<input type="checkbox"/> HIRED MAN		
<input type="checkbox"/> FATHER	<input type="checkbox"/> SON-IN-LAW	<input type="checkbox"/> ROOMER		
<input type="checkbox"/> MOTHER	<input type="checkbox"/> DAUGHTER-IN-LAW	<input type="checkbox"/> SERVANT		
<input type="checkbox"/> GRANDSON	<input type="checkbox"/> BROTHER-IN-LAW	<input type="checkbox"/> OTHER (Specify)		
<input type="checkbox"/> GRANDDAUGHTER	<input type="checkbox"/> SISTER-IN-LAW			
<input type="checkbox"/> GRANDCHILD	<input type="checkbox"/> ORPHAN			

FORM 10-637

1910 CENSUS INDEX - INDIVIDUAL

U.S. DEPARTMENT OF COMMERCE
BUREAU OF THE CENSUS

W 300		NAME OF INDIVIDUAL		TEXAS	
COLOR	B	AGE	24	BIRTHPLACE	White, Leola
COUNTY			CITY		E.D.
Montgomery					154
					SHEET
					95
					VOL.
					106
ENUMERATED WITH					
RELATIONSHIP TO ABOVE					
Turner, Peter					
<input type="checkbox"/> SON	<input type="checkbox"/> NEPHEW	<input type="checkbox"/> STEPSON			
<input checked="" type="checkbox"/> DAUGHTER	<input type="checkbox"/> NIECE	<input type="checkbox"/> STEPDAUGHTER			
<input type="checkbox"/> BROTHER	<input type="checkbox"/> FATHER-IN-LAW	<input type="checkbox"/> COUSIN			
<input type="checkbox"/> SISTER	<input type="checkbox"/> MOTHER-IN-LAW	<input type="checkbox"/> HIRED MAN			
<input type="checkbox"/> FATHER	<input type="checkbox"/> SON-IN-LAW	<input type="checkbox"/> ROOMER			
<input type="checkbox"/> MOTHER	<input type="checkbox"/> DAUGHTER-IN-LAW	<input type="checkbox"/> SERVANT			
<input type="checkbox"/> GRANDSON	<input type="checkbox"/> BROTHER-IN-LAW	<input type="checkbox"/> OTHER (Specify)			
<input type="checkbox"/> GRANDDAUGHTER	<input type="checkbox"/> SISTER-IN-LAW				
<input type="checkbox"/> GRANDCHILD	<input type="checkbox"/> ORPHAN				

FORM 10-637
1910 CENSUS INDEX - INDIVIDUAL

U. S. DEPARTMENT OF COMMERCE
BUREAU OF THE CENSUS

TEXAS

-W300		NAME OF INDIVIDUAL		White Leo		E.O.	SHEET
COLOR	W	AGE	30	BIRTHPLACE	Pa	117	50
COUNTY	Tarrant			CITY	Fort Worth		
ENUMERATED WITH				White Roy			
RELATIONSHIP TO ABOVE							
<input type="checkbox"/> SON	<input type="checkbox"/> NEPHEW	<input type="checkbox"/> STEPSON					
<input type="checkbox"/> DAUGHTER	<input type="checkbox"/> NIECE	<input type="checkbox"/> STEPDAUGHTER					
<input checked="" type="checkbox"/> BROTHER	<input type="checkbox"/> FATHER-IN-LAW	<input type="checkbox"/> COUSIN					
<input type="checkbox"/> SISTER	<input type="checkbox"/> MOTHER-IN-LAW	<input type="checkbox"/> HIRED MAN					
<input type="checkbox"/> FATHER	<input type="checkbox"/> SON-IN-LAW	<input type="checkbox"/> ROOMER					
<input type="checkbox"/> MOTHER	<input type="checkbox"/> DAUGHTER-IN-LAW	<input type="checkbox"/> SERVANT					
<input type="checkbox"/> GRANDSON	<input type="checkbox"/> BROTHER-IN-LAW	<input type="checkbox"/> OTHER (Specify)					
<input type="checkbox"/> GRANDDAUGHTER	<input type="checkbox"/> SISTER-IN-LAW						
<input type="checkbox"/> GRANDCHILD	<input type="checkbox"/> ORPHAN						

FORM 10.637

1910 CENSUS INDEX - INDIVIDUAL

U.S. DEPARTMENT OF COMMERCE
BUREAU OF THE CENSUS

TEXAS

W 1300		NAME OF INDIVIDUAL <i>White, Leo</i>		E.O. 4	SHEET 2
COLOR W	AGE 19	BIRTHPLACE <i>Ky.</i>		VOL. 26	
COUNTY <i>Collin</i>		CITY			
ENUMERATED WITH <i>Frazer, Christopher C</i>					
RELATIONSHIP TO ABOVE					
<input type="checkbox"/> SON	<input type="checkbox"/> NEPHEW	<input type="checkbox"/> STEPSON			
<input type="checkbox"/> DAUGHTER	<input type="checkbox"/> NIECE	<input type="checkbox"/> STEPDAUGHTER			
<input type="checkbox"/> BROTHER	<input type="checkbox"/> FATHER-IN-LAW	<input type="checkbox"/> COUSIN			
<input type="checkbox"/> SISTER	<input type="checkbox"/> MOTHER-IN-LAW	<input type="checkbox"/> HIRED MAN			
<input type="checkbox"/> FATHER	<input type="checkbox"/> SON-IN-LAW	<input type="checkbox"/> ROOMER			
<input type="checkbox"/> MOTHER	<input type="checkbox"/> DAUGHTER-IN-LAW	<input type="checkbox"/> SERVANT			
<input type="checkbox"/> GRANDSON	<input checked="" type="checkbox"/> BROTHER-IN-LAW	<input type="checkbox"/> OTHER (Specify)			
<input type="checkbox"/> GRANDDAUGHTER	<input type="checkbox"/> SISTER-IN-LAW				
<input type="checkbox"/> GRANDCHILD	<input type="checkbox"/> ORPHAN				

FORM 10-637

1910 CENSUS INDEX - INDIVIDUAL

U.S. DEPARTMENT OF COMMERCE
BUREAU OF THE CENSUS

TEXAS

1030	HEAD OF FAMILY <i>W. H. ... General D.</i>		E.D. 177	SHEET 3
COLOR 2	AGE 64	BIRTHPLACE	VOL. 118	
COUNTY	Rockwall		CITY	
OTHER MEMBERS OF FAMILY				
	NAME	RELATIONSHIP	AGE	BIRTHPLACE
	<i>Robert ...</i>	<i>S.</i>	<i>24</i>	<i>Tex.</i>

FORM 10-636
1910 CENSUS INDEX - FAMILY

U.S. DEPARTMENT OF COMMERCE
BUREAU OF THE CENSUS

TEXAS

W300	NAME OF INDIVIDUAL <i>Woody Kennie</i>		E.D.	SHEET
COLOR <i>W</i>	AGE <i>17</i>	BIRTHPLACE <i>La.</i>	<i>125</i>	<i>58</i>
COUNTY Panola	CITY		VOL.	<i>1174</i>
ENUMERATED WITH <i>Water, Father</i>				
RELATIONSHIP TO ABOVE				
<input type="checkbox"/> SON	<input checked="" type="checkbox"/> NEPHEW	<input type="checkbox"/> STEPSON		
<input type="checkbox"/> DAUGHTER	<input type="checkbox"/> NIECE	<input type="checkbox"/> STEPDAUGHTER		
<input type="checkbox"/> BROTHER,	<input type="checkbox"/> FATHER-IN-LAW	<input type="checkbox"/> COUSIN		
<input type="checkbox"/> SISTER	<input type="checkbox"/> MOTHER-IN-LAW	<input type="checkbox"/> HIRED MAN		
<input type="checkbox"/> FATHER	<input type="checkbox"/> SON-IN-LAW	<input type="checkbox"/> ROOMER		
<input type="checkbox"/> MOTHER	<input type="checkbox"/> DAUGHTER-IN-LAW	<input type="checkbox"/> SERVANT		
<input type="checkbox"/> GRANDSON	<input type="checkbox"/> BROTHER-IN-LAW	<input type="checkbox"/> OTHER (Specify)		
<input type="checkbox"/> GRANDDAUGHTER	<input type="checkbox"/> SISTER-IN-LAW			
<input type="checkbox"/> GRANDCHILD	<input type="checkbox"/> ORPHAN			

FORM 10-637
1910 CENSUS INDEX - INDIVIDUAL

U S DEPARTMENT OF COMMERCE
BUREAU OF THE CENSUS

TEXAS

W300		NAME OF INDIVIDUAL <i>Liberty Leonard</i>		E.D. <i>72</i>	SHEET <i>106</i>
COLOR <i>W</i>	AGE <i>23</i>	BIRTHPLACE		VOL. <i>87</i>	
COUNTY <i>Kinney</i>			CITY		
ENUMERATED WITH <i>Wallis William W.</i>					
RELATIONSHIP TO ABOVE					
<input type="checkbox"/> SON	<input type="checkbox"/> NEPHEW	<input type="checkbox"/> STEPSON			
<input type="checkbox"/> DAUGHTER	<input type="checkbox"/> NIECE	<input type="checkbox"/> STEPDAUGHTER			
<input type="checkbox"/> BROTHER	<input type="checkbox"/> FATHER-IN-LAW	<input type="checkbox"/> COUSIN			
<input type="checkbox"/> SISTER	<input type="checkbox"/> MOTHER-IN-LAW	<input type="checkbox"/> HIRED MAN			
<input type="checkbox"/> FATHER	<input checked="" type="checkbox"/> SON-IN-LAW	<input type="checkbox"/> ROOMER			
<input type="checkbox"/> MOTHER	<input type="checkbox"/> DAUGHTER-IN-LAW	<input type="checkbox"/> SERVANT			
<input type="checkbox"/> GRANDSON	<input type="checkbox"/> BROTHER-IN-LAW	<input type="checkbox"/> OTHER (Specify)			
<input type="checkbox"/> GRANDDAUGHTER	<input type="checkbox"/> SISTER-IN-LAW				
<input type="checkbox"/> GRANDCHILD	<input type="checkbox"/> ORPHAN				

FORM 10-637

1910 CENSUS INDEX - INDIVIDUAL

U.S. DEPARTMENT OF COMMERCE
BUREAU OF THE CENSUS

TEXAS

W 300		NAME OF INDIVIDUAL Wyatt, Lena Irene		E.D. 35	SHEET 14
COLOR W	AGE 22	BIRTHPLACE		VOL. 33	
COUNTY Dallas		CITY Dallas			
ENUMERATED WITH Barrett, Alex Chas					
RELATIONSHIP TO ABOVE					
<input type="checkbox"/> SON	<input type="checkbox"/> NEPHEW	<input type="checkbox"/> STEPSON			
<input type="checkbox"/> DAUGHTER	<input type="checkbox"/> NIECE	<input type="checkbox"/> STEPDAUGHTER			
<input type="checkbox"/> BROTHER	<input type="checkbox"/> FATHER-IN-LAW	<input type="checkbox"/> COUSIN			
<input type="checkbox"/> SISTER	<input type="checkbox"/> MOTHER-IN-LAW	<input type="checkbox"/> HIRED MAN			
<input type="checkbox"/> FATHER	<input type="checkbox"/> SON-IN-LAW	<input checked="" type="checkbox"/> ROOMER			
<input type="checkbox"/> MOTHER	<input type="checkbox"/> DAUGHTER-IN-LAW	<input type="checkbox"/> SERVANT			
<input type="checkbox"/> GRANDSON	<input type="checkbox"/> BROTHER-IN-LAW	<input type="checkbox"/> OTHER (Specify)			
<input type="checkbox"/> GRANDDAUGHTER	<input type="checkbox"/> SISTER-IN-LAW				
<input type="checkbox"/> GRANDCHILD	<input type="checkbox"/> ORPHAN				

FORM 10-637
1910 CENSUS INDEX - INDIVIDUAL

U.S. DEPARTMENT OF COMMERCE
BUREAU OF THE CENSUS

TEXAS

W 300		NAME OF INDIVIDUAL <i>White Lena</i>		E.D.	SHEET
COLOR <i>W</i>	AGE <i>17</i>	BIRTHPLACE		<i>17</i>	<i>18</i>
COUNTY <i>Cherokee</i>		CITY <i>Jacksonville</i>		VOL. <i>23</i>	
ENUMERATED WITH <i>Brandon Klunsard W</i>					
RELATIONSHIP TO ABOVE					
<input type="checkbox"/> SON	<input type="checkbox"/> NEPHEW	<input type="checkbox"/> STEPSON			
<input type="checkbox"/> DAUGHTER	<input type="checkbox"/> NIECE	<input checked="" type="checkbox"/> STEPDAUGHTER			
<input type="checkbox"/> BROTHER	<input type="checkbox"/> FATHER-IN-LAW	<input type="checkbox"/> COUSIN			
<input type="checkbox"/> SISTER	<input type="checkbox"/> MOTHER-IN-LAW	<input type="checkbox"/> HIRED MAN			
<input type="checkbox"/> FATHER	<input type="checkbox"/> SON-IN-LAW	<input type="checkbox"/> ROOMER			
<input type="checkbox"/> MOTHER	<input type="checkbox"/> DAUGHTER-IN-LAW	<input type="checkbox"/> SERVANT			
<input type="checkbox"/> GRANDSON	<input type="checkbox"/> BROTHER-IN-LAW	<input type="checkbox"/> OTHER (Specify)			
<input type="checkbox"/> GRANDDAUGHTER	<input type="checkbox"/> SISTER-IN-LAW				
<input type="checkbox"/> GRANDCHILD	<input type="checkbox"/> ORPHAN				

FORM 10-637

1910 CENSUS INDEX - INDIVIDUAL

U S DEPARTMENT OF COMMERCE
BUREAU OF THE CENSUS

TEXAS

W-300	NAME OF INDIVIDUAL Wade Lena		E.D. 205	SHEET 232
COLOR W	AGE 21	BIRTHPLACE	VOL. 116	
COUNTY Randall		CITY Canyon City		
ENUMERATED WITH Winder John P.				
RELATIONSHIP TO ABOVE				
<input type="checkbox"/> SON	<input type="checkbox"/> NEPHEW	<input type="checkbox"/> STEPSON		
<input type="checkbox"/> DAUGHTER	<input type="checkbox"/> NIECE	<input type="checkbox"/> STEPDAUGHTER		
<input type="checkbox"/> BROTHER	<input type="checkbox"/> FATHER-IN-LAW	<input type="checkbox"/> COUSIN		
<input type="checkbox"/> SISTER	<input type="checkbox"/> MOTHER-IN-LAW	<input type="checkbox"/> HIRED MAN		
<input type="checkbox"/> FATHER	<input type="checkbox"/> SON-IN-LAW	<input checked="" type="checkbox"/> ROOMER		
<input type="checkbox"/> MOTHER	<input type="checkbox"/> DAUGHTER-IN-LAW	<input type="checkbox"/> SERVANT		
<input type="checkbox"/> GRANDSON	<input type="checkbox"/> BROTHER-IN-LAW	<input type="checkbox"/> OTHER (Specify)		
<input type="checkbox"/> GRANDDAUGHTER	<input type="checkbox"/> SISTER-IN-LAW			
<input type="checkbox"/> GRANDCHILD	<input type="checkbox"/> ORPHAN			

FORM 10-637
1910 CENSUS INDEX - INDIVIDUAL

U. S. DEPARTMENT OF COMMERCE
BUREAU OF THE CENSUS

TEXAS

W 300		NAME OF INDIVIDUAL White, Lena		E. D.	SNELLY
COLOR B	AGE 4	BIRTHPLACE		16	04
COUNTY Bell			CITY		
ENUMERATED WITH Hubbard George					
RELATIONSHIP TO ABOVE					
<input type="checkbox"/> SON	<input type="checkbox"/> NEPHEW	<input type="checkbox"/> STEPSON			
<input type="checkbox"/> DAUGHTER	<input type="checkbox"/> NIECE	<input type="checkbox"/> STEPDAUGHTER			
<input type="checkbox"/> BROTHER	<input type="checkbox"/> FATHER-IN-LAW	<input type="checkbox"/> COUSIN			
<input type="checkbox"/> SISTER	<input type="checkbox"/> MOTHER-IN-LAW	<input type="checkbox"/> HIRED MAN			
<input type="checkbox"/> FATHER	<input type="checkbox"/> SON-IN-LAW	<input type="checkbox"/> ROOMER			
<input type="checkbox"/> MOTHER-	<input type="checkbox"/> DAUGHTER-IN-LAW	<input type="checkbox"/> SERVANT			
<input type="checkbox"/> GRANDSON	<input type="checkbox"/> BROTHER-IN-LAW	<input checked="" type="checkbox"/> OTHER (Specify)			
<input type="checkbox"/> GRANDDAUGHTER	<input type="checkbox"/> SISTER-IN-LAW	A. S.			
<input type="checkbox"/> GRANDCHILD	<input type="checkbox"/> ORPHAN				

FORM 10.637
1910 CENSUS INDEX - INDIVIDUAL

U.S. DEPARTMENT OF COMMERCE
BUREAU OF THE CENSUS

TEXAS

W300	NAME OF INDIVIDUAL White Lena		E.D. 2	SHEET X
COLOR B	AGE 40	BIRTHPLACE	VOL. 57	
COUNTY GROESB		CITY Longview		
ENUMERATED WITH No head given				
RELATIONSHIP TO ABOVE				
<input type="checkbox"/> SON	<input type="checkbox"/> NEPHEW	<input type="checkbox"/> STEPSON		
<input type="checkbox"/> DAUGHTER	<input type="checkbox"/> NIECE	<input type="checkbox"/> STEPDAUGHTER		
<input type="checkbox"/> BROTHER	<input type="checkbox"/> FATHER-IN-LAW	<input type="checkbox"/> COUSIN		
<input type="checkbox"/> SISTER	<input checked="" type="checkbox"/> MOTHER-IN-LAW	<input type="checkbox"/> HIRED MAN		
<input type="checkbox"/> FATHER	<input type="checkbox"/> SON-IN-LAW	<input type="checkbox"/> ROOMER		
<input type="checkbox"/> MOTHER	<input type="checkbox"/> DAUGHTER-IN-LAW	<input type="checkbox"/> SERVANT		
<input type="checkbox"/> GRANDSON	<input type="checkbox"/> BROTHER-IN-LAW	<input checked="" type="checkbox"/> OTHER (Specify)		
<input type="checkbox"/> GRANDDAUGHTER	<input type="checkbox"/> SISTER-IN-LAW	Boarder		
<input type="checkbox"/> GRANDCHILD	<input type="checkbox"/> ORPHAN			

FORM 10-637
1910 CENSUS INDEX - INDIVIDUAL

U.S. DEPARTMENT OF COMMERCE
BUREAU OF THE CENSUS

Supplemental sheet

TEXAS

u. 300	HEAD OF FAMILY, <i>White Lena</i>		E.D. <i>59</i>	SHEET <i>131</i>
COLOR <i>W</i>	AGE <i>45</i>	BIRTHPLACE -	VOL. <i>35</i>	
COUNTY <i>Dallas</i>	CITY <i>Dallas</i>			
OTHER MEMBERS OF FAMILY				
NAME	RELATION- SHIP	AGE	BIRTHPLACE	
<i>Harnet Ellen</i>	<i>W</i>	<i>14</i>		

FORM 10 636
1910 CENSUS INDEX - FAMILY

U S DEPARTMENT OF COMMERCE
BUREAU OF THE CENSUS

TEXAS

W300		NAME OF INDIVIDUAL Wade - Lena		E.O. 40	SHEET 15
COLOR W	AGE 17	BIRTHPLACE Tex		VOL. 27	
COUNTY Collingsworth			CITY		
ENUMERATED WITH Dawlen Charley M.					
RELATIONSHIP TO ABOVE					
<input type="checkbox"/> SON	<input type="checkbox"/> NEPHEW	<input type="checkbox"/> STEPSON			
<input type="checkbox"/> DAUGHTER	<input type="checkbox"/> NIECE	<input type="checkbox"/> STEPDAUGHTER			
<input type="checkbox"/> BROTHER	<input type="checkbox"/> FATHER-IN-LAW	<input type="checkbox"/> COUSIN			
<input type="checkbox"/> SISTER	<input type="checkbox"/> MOTHER-IN-LAW	<input type="checkbox"/> HIRED MAN			
<input type="checkbox"/> FATHER	<input type="checkbox"/> SON-IN-LAW	<input type="checkbox"/> ROOMER			
<input type="checkbox"/> MOTHER	<input type="checkbox"/> DAUGHTER-IN-LAW	<input type="checkbox"/> SERVANT			
<input type="checkbox"/> GRANDSON	<input type="checkbox"/> BROTHER-IN-LAW	<input type="checkbox"/> OTHER (Specify)			
<input type="checkbox"/> GRANDDAUGHTER	<input checked="" type="checkbox"/> SISTER-IN-LAW				
<input type="checkbox"/> GRANDCHILD	<input type="checkbox"/> ORPHAN				

FORM 10-637
1910 CENSUS INDEX - INDIVIDUAL

U. S. DEPARTMENT OF COMMERCE
BUREAU OF THE CENSUS

TEXAS

W300		NAME OF INDIVIDUAL <i>White Lena</i>		E.O.	SHEET
COLOR <i>W</i>	AGE <i>15</i>	BIRTHPLACE		<i>115</i>	<i>259</i>
COUNTY <i>Hunt</i>			CITY <i>79</i>		
ENUMERATED WITH <i>Hardley William G</i>					
RELATIONSHIP TO ABOVE					
<input type="checkbox"/> SON	<input type="checkbox"/> NEPHEW	<input type="checkbox"/> STEPSON			
<input type="checkbox"/> DAUGHTER	<input type="checkbox"/> NIECE	<input type="checkbox"/> STEPDAUGHTER			
<input type="checkbox"/> BROTHER	<input type="checkbox"/> FATHER-IN-LAW	<input type="checkbox"/> COUSIN			
<input type="checkbox"/> SISTER	<input type="checkbox"/> MOTHER-IN-LAW	<input type="checkbox"/> HIRED MAN			
<input type="checkbox"/> FATHER	<input type="checkbox"/> SON-IN-LAW	<input type="checkbox"/> ROOMER			
<input type="checkbox"/> MOTHER	<input type="checkbox"/> DAUGHTER-IN-LAW	<input type="checkbox"/> SERVANT			
<input type="checkbox"/> GRANDSON	<input type="checkbox"/> BROTHER-IN-LAW	<input type="checkbox"/> OTHER (Specify)			
<input type="checkbox"/> GRANDDAUGHTER	<input type="checkbox"/> SISTER-IN-LAW				
<input type="checkbox"/> GRANDCHILD	<input checked="" type="checkbox"/> ORPHAN				

FORM 10-637
1910 CENSUS INDEX - INDIVIDUAL

U.S. DEPARTMENT OF COMMERCE
BUREAU OF THE CENSUS

TEXAS

W 300		NAME OF INDIVIDUAL Wood Lena		E.D.	SHEET
COLOR W	AGE 24	BIRTHPLACE		112	182
COUNTY Hunt			CITY Greenville	VOL. 79	
ENUMERATED WITH Wood Ruth					
RELATIONSHIP TO ABOVE					
<input type="checkbox"/> SON	<input type="checkbox"/> NEPHEW	<input type="checkbox"/> STEPSON			
<input type="checkbox"/> DAUGHTER	<input type="checkbox"/> NIECE	<input type="checkbox"/> STEPDAUGHTER			
<input type="checkbox"/> BROTHER	<input type="checkbox"/> FATHER-IN-LAW	<input type="checkbox"/> COUSIN			
<input checked="" type="checkbox"/> SISTER	<input type="checkbox"/> MOTHER-IN-LAW	<input type="checkbox"/> HIRED MAN			
<input type="checkbox"/> FATHER	<input type="checkbox"/> SON-IN-LAW	<input type="checkbox"/> ROOMER			
<input type="checkbox"/> MOTHER	<input type="checkbox"/> DAUGHTER-IN-LAW	<input type="checkbox"/> SERVANT			
<input type="checkbox"/> GRANDSON	<input type="checkbox"/> BROTHER-IN-LAW	<input type="checkbox"/> OTHER (Specify)			
<input type="checkbox"/> GRANDDAUGHTER	<input type="checkbox"/> SISTER-IN-LAW				
<input type="checkbox"/> GRANDCHILD	<input type="checkbox"/> ORPHAN				

FORM 10 637
1910 CENSUS INDEX - INDIVIDUAL

U S DEPARTMENT OF COMMERCE
BUREAU OF THE CENSUS

TEXAS

W 300	NAME OF INDIVIDUAL <i>White Lena</i>		E.D. <i>81</i>	SHEET <i>177</i>
COLOR <i>B</i>	AGE <i>19</i>	BIRTHPLACE	VOL. <i>107</i>	
COUNTY <i>Navarro</i>	CITY <i>Corsicana</i>			
ENUMERATED WITH <i>Brown Ellen</i>				
RELATIONSHIP TO ABOVE				
<input type="checkbox"/> SON	<input type="checkbox"/> NEPHEW	<input type="checkbox"/> STEPSON		
<input type="checkbox"/> DAUGHTER	<input type="checkbox"/> NIECE	<input type="checkbox"/> STEPDAUGHTER		
<input type="checkbox"/> BROTHER	<input type="checkbox"/> FATHER-IN-LAW	<input type="checkbox"/> COUSIN		
<input type="checkbox"/> SISTER	<input type="checkbox"/> MOTHER-IN-LAW	<input type="checkbox"/> HIRED MAN		
<input type="checkbox"/> FATHER	<input type="checkbox"/> SON-IN-LAW	<input checked="" type="checkbox"/> ROOMER		
<input type="checkbox"/> MOTHER	<input type="checkbox"/> DAUGHTER-IN-LAW	<input type="checkbox"/> SERVANT		
<input type="checkbox"/> GRANDSON	<input type="checkbox"/> BROTHER-IN-LAW	<input type="checkbox"/> OTHER (Specify)		
<input type="checkbox"/> GRANDDAUGHTER	<input type="checkbox"/> SISTER-IN-LAW			
<input type="checkbox"/> GRANDCHILD	<input type="checkbox"/> ORPHAN			

FORM 10-637
1910 CENSUS INDEX - INDIVIDUAL

U.S. DEPARTMENT OF COMMERCE
BUREAU OF THE CENSUS

TEXAS

15-307	HEAD OF FAMILY <i>Wood Lena</i>		E.D. 154	SHEET 258
COLOR <i>White</i>	AGE 29	BIRTHPLACE		VOL. 15
COUNTY <i>Hill</i>		CITY <i>Hillsboro</i>		
OTHER MEMBERS OF FAMILY				
NAME		RELATIONSHIP	AGE	BIRTHPLACE
<i>L. Leroy</i>		<i>S</i>	<i>8</i>	

FORM 10-636
1910 CENSUS INDEX - FAMILY

U.S. DEPARTMENT OF COMMERCE
BUREAU OF THE CENSUS

TEXAS

W300	NAME OF INDIVIDUAL <i>White Len</i>		E.D. <i>124</i>	SHEET <i>14</i>
COLOR <i>B</i>	AGE <i>19</i>	BIRTHPLACE <i>S. Car.</i>	VOL. <i>25</i>	
COUNTY		CITY <i>Coleman</i>		
ENUMERATED WITH <i>Carverles Amado</i>				
RELATIONSHIP TO ABOVE				
<input type="checkbox"/> SON	<input type="checkbox"/> NEPHEW	<input type="checkbox"/> STEPSON		
<input type="checkbox"/> DAUGHTER	<input type="checkbox"/> NIECE	<input type="checkbox"/> STEPDAUGHTER		
<input type="checkbox"/> BROTHER	<input type="checkbox"/> FATHER-IN-LAW	<input type="checkbox"/> COUSIN		
<input type="checkbox"/> SISTER	<input type="checkbox"/> MOTHER-IN-LAW	<input checked="" type="checkbox"/> MARRIED MAN		
<input type="checkbox"/> FATHER	<input type="checkbox"/> SON-IN-LAW	<input type="checkbox"/> ROOMER		
<input type="checkbox"/> MOTHER	<input type="checkbox"/> DAUGHTER-IN-LAW	<input type="checkbox"/> SERVANT		
<input type="checkbox"/> GRANDSON	<input type="checkbox"/> BROTHER-IN-LAW	<input type="checkbox"/> OTHER (Specify)		
<input type="checkbox"/> GRANDDAUGHTER	<input type="checkbox"/> SISTER-IN-LAW			
<input type="checkbox"/> GRANDCHILD	<input type="checkbox"/> ORPHAN			

FORM 10-637
1910 CENSUS INDEX - INDIVIDUAL

U.S. DEPARTMENT OF COMMERCE
BUREAU OF THE CENSUS

TEXAS

W300	HEAD OF FAMILY Wynett Lemuel B		E.D. 86	SHEET 300
COLOR W	AGE 35	BIRTHPLACE Ark	VOL. 122	
COUNTY Somervell		CITY		
OTHER MEMBERS OF FAMILY				
NAME		RELATIONSHIP	AGE	BIRTHPLACE
Cora J		W	30	
Bertha A		D	12	
Grace A		D	9	
Alice J		D	7	
Lemuel B		S	1	

FORM 10 636
1910 CENSUS INDEX - FAMILY

U. S. DEPARTMENT OF COMMERCE
BUREAU OF THE CENSUS

TEXAS

6300	HEAD OF FAMILY <i>Witt Lemuel</i>		E.D. <i>58</i>	SHEET <i>244</i>
COLOR <i>W</i>	AGE <i>65</i>	BIRTHPLACE <i>Tenn</i>	VOL. <i>77</i>	
COUNTY <i>Hopkins</i>		CITY <i>Sepherd Springs</i>		
OTHER MEMBERS OF FAMILY				
	NAME	RELATIONSHIP	AGE	BIRTHPLACE
	<i>Annie E</i>	<i>W</i>	<i>63</i>	<i>Ala</i>
	<i>Jenn</i>	<i>S</i>	<i>35</i>	
	<i>John</i>	<i>S</i>	<i>23</i>	
	<i>Mattie</i>	<i>W</i>	<i>34</i>	
	<i>Jenn</i>	<i>S</i>	<i>26</i>	

FORM 10-636
1910 CENSUS INDEX - FAMILY

U. S. DEPARTMENT OF COMMERCE
BUREAU OF THE CENSUS

TEXAS

-W 303		NAME OF INDIVIDUAL <i>White, Lelia</i>		E.D. <i>91</i>	SHEET <i>144</i>
COLOR <i>W</i>	AGE <i>15</i>	BIRTHPLACE		VOL <i>84</i>	
COUNTY Jefferson			CITY		
ENUMERATED WITH <i>Deblance Martin</i>					
RELATIONSHIP TO ABOVE					
<input type="checkbox"/> SON	<input type="checkbox"/> NEPHEW	<input type="checkbox"/> STEPSON			
<input type="checkbox"/> DAUGHTER	<input type="checkbox"/> NIECE	<input type="checkbox"/> STEPDAUGHTER			
<input type="checkbox"/> BROTHER	<input type="checkbox"/> FATHER-IN-LAW	<input type="checkbox"/> COUSIN			
<input type="checkbox"/> SISTER	<input type="checkbox"/> MOTHER-IN-LAW	<input type="checkbox"/> HIRED MAN			
<input type="checkbox"/> FATHER	<input type="checkbox"/> SON-IN-LAW	<input type="checkbox"/> ROOMER			
<input type="checkbox"/> MOTHER	<input type="checkbox"/> DAUGHTER-IN-LAW	<input type="checkbox"/> SERVANT			
<input type="checkbox"/> GRANDSON	<input type="checkbox"/> BROTHER-IN-LAW	<input type="checkbox"/> OTHER (Specify)			
<input checked="" type="checkbox"/> GRANDDAUGHTER	<input type="checkbox"/> SISTER-IN-LAW				
<input type="checkbox"/> GRANDCHILD	<input type="checkbox"/> ORPHAN				

FORM 10-637
1910 CENSUS INDEX - INDIVIDUAL

U.S. DEPARTMENT OF COMMERCE
BUREAU OF THE CENSUS

TEXAS

W 300		HEAD OF FAMILY		White		Lelita A		E.D.	SHEET	
COLOR	W	AGE	67	BIRTHPLACE	Tno.			74	167	
COUNTY	Parker,			CITY					VOL.	115
OTHER MEMBERS OF FAMILY										
NAME		RELATIONSHIP	AGE	BIRTHPLACE						
Lelita A		1								

FORM 10 636
1910 CENSUS INDEX - FAMILY

U.S. DEPARTMENT OF COMMERCE
BUREAU OF THE CENSUS

TEXAS

61300	HEAD OF FAMILY		E.O.	SHEET
COLOR	AGE	BIRTHPLACE	90	433
W	36	Ark.	VOL.	108
COUNTY	Navarro		CITY	
OTHER MEMBERS OF FAMILY				
NAME		RELATIONSHIP	AGE	BIRTHPLACE
Jernell		D	11	
Carl		S	9	
Zulu		D	8	
Joseph		S	5	
Galley, Columbus H.		F	73	Ga.

FORM 10 636
1910 CENSUS INDEX - FAMILY

U. S. DEPARTMENT OF COMMERCE
BUREAU OF THE CENSUS

TEXAS

W 300	NAME OF INDIVIDUAL Wood, Lelia		E.D. 66	SHEET 109
COLOR B	AGE 17	BIRTHPLACE	VOL. 81	
COUNTY Tarrant		CITY		
ENUMERATED WITH Mc Fadden (not reported)				
RELATIONSHIP TO ABOVE				
<input type="checkbox"/> SON	<input type="checkbox"/> NEPHEW	<input type="checkbox"/> STEPSON		
<input type="checkbox"/> DAUGHTER	<input type="checkbox"/> NIECE	<input type="checkbox"/> STEPDAUGHTER		
<input type="checkbox"/> BROTHER	<input type="checkbox"/> FATHER-IN-LAW	<input type="checkbox"/> COUSIN		
<input type="checkbox"/> SISTER	<input type="checkbox"/> MOTHER-IN-LAW	<input type="checkbox"/> HIRED MAN		
<input type="checkbox"/> FATHER	<input type="checkbox"/> SON-IN-LAW	<input type="checkbox"/> ROOMER		
<input type="checkbox"/> MOTHER	<input type="checkbox"/> DAUGHTER-IN-LAW	<input type="checkbox"/> SERVANT		
<input type="checkbox"/> GRANDSON	<input type="checkbox"/> BROTHER-IN-LAW	<input type="checkbox"/> OTHER (Specify)		
<input type="checkbox"/> GRANDDAUGHTER	<input checked="" type="checkbox"/> SISTER-IN-LAW			
<input type="checkbox"/> GRANDCHILD	<input type="checkbox"/> ORPHAN			

FORM 10-637

1910 CENSUS INDEX - INDIVIDUAL

U. S. DEPARTMENT OF COMMERCE
BUREAU OF THE CENSUS

W300	HEAD OF FAMILY	Wood Lelia		TEXAS	
W	COLOR	40	AGE	Gonzales	CITY
	COUNTY	Ta	BIRTHPLACE		
			93	59	SHEET
			VOL.		
OTHER MEMBERS OF FAMILY					
NAME	RELATIONSHIP	AGE	BIRTHPLACE		
Josephine	D	21	Ta		
Paul	D	14			
Harriet	D	14			
Mathew	S	15			
Annie	D	13			
Mary	D	11			
John	D	7			

FORM 10-636A
 1910 CENSUS INDEX - INDIVIDUAL

U.S. DEPARTMENT OF COMMERCE
 BUREAU OF THE CENSUS

TEXAS

10300	NAME OF INDIVIDUAL	White Lelah	E.D.	SHEET
COLOR	AGE	BIRTHPLACE.	125	365
COUNT	25		VOL.	149
		CITY		
	Wood			
ENUMERATED WITH	Dean Pink			
RELATIONSHIP TO ABOVE	<input type="checkbox"/> SON <input type="checkbox"/> DAUGHTER <input type="checkbox"/> BROTHER <input type="checkbox"/> SISTER <input type="checkbox"/> FATHER <input type="checkbox"/> MOTHER <input type="checkbox"/> GRANDSON <input type="checkbox"/> GRANDDAUGHTER <input type="checkbox"/> GRANDCHILD <input type="checkbox"/> NEPHEW <input type="checkbox"/> NIECE <input type="checkbox"/> FATHER-IN-LAW <input type="checkbox"/> MOTHER-IN-LAW <input type="checkbox"/> SON-IN-LAW <input type="checkbox"/> DAUGHTER-IN-LAW <input type="checkbox"/> BROTHER-IN-LAW <input type="checkbox"/> SISTER-IN-LAW <input type="checkbox"/> ORPHAN <input type="checkbox"/> STEPSON <input checked="" type="checkbox"/> STEPDAUGHTER <input type="checkbox"/> COUSIN <input type="checkbox"/> HIRED MAN <input type="checkbox"/> ROOMER <input type="checkbox"/> SERVANT <input type="checkbox"/> OTHER (Specify)			

FORM BC-627 (5-5-67)
FORMERLY 10-637

U.S. DEPARTMENT OF COMMERCE
BUREAU OF THE CENSUS

1910 CENSUS INDEX - INDIVIDUAL

TEXAS

W300	NAME OF INDIVIDUAL Wade Lela J		E.O. 25	SHEET 11
COLOR w	AGE 43	BIRTHPLACE Tex	VOL. 21	
COUNTY	CITY			
ENUMERATED WITH	Children		Children	
RELATIONSHIP TO ABOVE	Lagg Mary J			
<input type="checkbox"/> SON <input type="checkbox"/> DAUGHTER <input type="checkbox"/> BROTHER <input type="checkbox"/> SISTER <input type="checkbox"/> FATHER <input type="checkbox"/> MOTHER <input type="checkbox"/> GRANDSON <input type="checkbox"/> GRANDDAUGHTER <input type="checkbox"/> GRANDCHILD	<input type="checkbox"/> NEPHEW <input type="checkbox"/> NIECE <input type="checkbox"/> FATHER-IN-LAW <input type="checkbox"/> MOTHER-IN-LAW <input type="checkbox"/> SON-IN-LAW <input type="checkbox"/> DAUGHTER-IN-LAW <input type="checkbox"/> BROTHER-IN-LAW <input type="checkbox"/> SISTER-IN-LAW <input type="checkbox"/> ORPHAN	<input type="checkbox"/> STEPSON <input type="checkbox"/> STEPDAUGHTER <input type="checkbox"/> COUSIN <input type="checkbox"/> HIRED MAN <input type="checkbox"/> ROOMER <input checked="" type="checkbox"/> SERVANT <input type="checkbox"/> OTHER (Specify)		

FORM 10 637
1910 CENSUS INDEX - INDIVIDUAL

U.S. DEPARTMENT OF COMMERCE
BUREAU OF THE CENSUS

TEXAS

u. 300		HEAD OF FAMILY		E.D.	SHEET
u		u	u	42	283
COLOR	AGE	BIRTHPLACE		VOL.	
u	37			85	
COUNTY	Johnson			CITY	
OTHER MEMBERS OF FAMILY					
NAME		RELATIONSHIP	AGE	BIRTHPLACE	
Judy W.		D	17		
Judy J.		D	13		
Hattie L.		D	11		
Wilbur Caroline		M	74	Texas	

FORM 10 636

1910 CENSUS INDEX - FAMILY

U S DEPARTMENT OF COMMERCE
BUREAU OF THE CENSUS

TEXAS

W. 300		NAME OF INDIVIDUAL <i>Wade, Lela</i>		E.O. 23	SHEET 11
COLOR B	AGE 24	BIRTHPLACE		VOL. 11	
COUNTY Bexar		CITY San Antonio			
ENUMERATED WITH <i>Hunter, Lucy</i>					
RELATIONSHIP TO ABOVE					
<input type="checkbox"/> SON	<input type="checkbox"/> NEPHEW	<input type="checkbox"/> STEPSON			
<input type="checkbox"/> DAUGHTER	<input type="checkbox"/> NIECE	<input type="checkbox"/> STEPDAUGHTER			
<input type="checkbox"/> BROTHER	<input type="checkbox"/> FATHER-IN-LAW	<input type="checkbox"/> COUSIN			
<input type="checkbox"/> SISTER	<input type="checkbox"/> MOTHER-IN-LAW	<input type="checkbox"/> HIRED MAN			
<input type="checkbox"/> FATHER	<input type="checkbox"/> SON-IN-LAW	<input type="checkbox"/> ROOMER			
<input type="checkbox"/> MOTHER	<input type="checkbox"/> DAUGHTER-IN-LAW	<input checked="" type="checkbox"/> SERVANT			
<input type="checkbox"/> GRANDSON	<input type="checkbox"/> BROTHER-IN-LAW	<input type="checkbox"/> OTHER (Specify)			
<input type="checkbox"/> GRANDDAUGHTER	<input type="checkbox"/> SISTER-IN-LAW				
<input type="checkbox"/> GRANDCHILD	<input type="checkbox"/> ORPHAN				

FORM 10-637
1910 CENSUS INDEX - INDIVIDUAL

U.S. DEPARTMENT OF COMMERCE
BUREAU OF THE CENSUS

TEXAS

W 300		NAME OF INDIVIDUAL <i>White, Lela</i>		E.D. <i>23</i>	SHEET <i>10</i>
COLOR <i>B</i>	AGE <i>26</i>	BIRTHPLACE		VOL. <i>21</i>	
COUNTY		<i>Camp</i>	CITY		
ENUMERATED WITH <i>Spratt, Ellen</i>					
RELATIONSHIP TO ABOVE					
<input type="checkbox"/> SON	<input type="checkbox"/> NEPHEW	<input type="checkbox"/> STEPSON			
<input checked="" type="checkbox"/> DAUGHTER	<input type="checkbox"/> NIECE	<input type="checkbox"/> STEPDAUGHTER			
<input type="checkbox"/> BROTHER	<input type="checkbox"/> FATHER-IN-LAW	<input type="checkbox"/> COUSIN			
<input type="checkbox"/> SISTER	<input type="checkbox"/> MOTHER-IN-LAW	<input type="checkbox"/> HIRED MAN			
<input type="checkbox"/> FATHER	<input type="checkbox"/> SON-IN-LAW	<input type="checkbox"/> ROOMER			
<input type="checkbox"/> MOTHER	<input type="checkbox"/> DAUGHTER-IN-LAW	<input type="checkbox"/> SERVANT			
<input type="checkbox"/> GRANDSON	<input type="checkbox"/> BROTHER-IN-LAW	<input type="checkbox"/> OTHER (Specify)			
<input type="checkbox"/> GRANDDAUGHTER	<input type="checkbox"/> SISTER-IN-LAW				
<input type="checkbox"/> GRANDCHILD	<input type="checkbox"/> ORPHAN				

FORM 10.637
1910 CENSUS INDEX - INDIVIDUALU.S. DEPARTMENT OF COMMERCE
BUREAU OF THE CENSUS

TEXAS

W300		NAME OF INDIVIDUAL Wade <i>Wade</i>		E.D. 8	SHEET 18
COLOR - W	AGE 14	BIRTHPLACE		VOL. - 2	
COUNTY		Angelina	CITY		
ENUMERATED WITH <i>Jessie Williams M</i>					
RELATIONSHIP TO ABOVE					
<input type="checkbox"/> SON	<input type="checkbox"/> NEPHEW	<input type="checkbox"/> STEPSON			
<input type="checkbox"/> DAUGHTER	<input type="checkbox"/> NIECE	<input type="checkbox"/> STEPDAUGHTER			
<input type="checkbox"/> BROTHER	<input type="checkbox"/> FATHER-IN-LAW	<input type="checkbox"/> COUSIN			
<input type="checkbox"/> SISTER	<input type="checkbox"/> MOTHER-IN-LAW	<input type="checkbox"/> HIRED MAN			
<input type="checkbox"/> FATHER	<input type="checkbox"/> SON-IN-LAW	<input type="checkbox"/> ROOMER			
<input type="checkbox"/> MOTHER	<input checked="" type="checkbox"/> DAUGHTER-IN-LAW	<input type="checkbox"/> SERVANT			
<input type="checkbox"/> GRANDSON	<input type="checkbox"/> BROTHER-IN-LAW	<input type="checkbox"/> OTHER (Specify)			
<input checked="" type="checkbox"/> GRANDDAUGHTER	<input type="checkbox"/> SISTER-IN-LAW				
<input type="checkbox"/> GRANDCHILD	<input type="checkbox"/> ORPHAN				

FORM 10-637
1910 CENSUS INDEX - INDIVIDUAL

U. S. DEPARTMENT OF COMMERCE
BUREAU OF THE CENSUS

TEXAS

10300	NAME OF INDIVIDUAL <i>White Lela</i>		E.O. <i>27</i>	SHEET <i>261</i>
COLOR <i>B</i>	AGE <i>2</i>	BIRTHPLACE	VOL. <i>87</i>	
COUNTY Kaufman		CITY		
ENUMERATED WITH <i>Suzay Anne</i>				
RELATIONSHIP TO ABOVE				
<input type="checkbox"/> SON	<input type="checkbox"/> NEPHEW	<input type="checkbox"/> STEPSON		
<input type="checkbox"/> DAUGHTER	<input type="checkbox"/> NIECE	<input type="checkbox"/> STEPDAUGHTER		
<input type="checkbox"/> BROTHER	<input type="checkbox"/> FATHER-IN-LAW	<input type="checkbox"/> COUSIN		
<input type="checkbox"/> SISTER	<input type="checkbox"/> MOTHER-IN-LAW	<input type="checkbox"/> HIRED MAN		
<input type="checkbox"/> FATHER	<input type="checkbox"/> SON-IN-LAW	<input type="checkbox"/> ROOMER		
<input type="checkbox"/> MOTHER	<input type="checkbox"/> DAUGHTER-IN-LAW	<input type="checkbox"/> SERVANT		
<input type="checkbox"/> GRANDSON	<input type="checkbox"/> BROTHER-IN-LAW	<input type="checkbox"/> OTHER (Specify)		
<input checked="" type="checkbox"/> GRANDDAUGHTER	<input type="checkbox"/> SISTER-IN-LAW			
<input type="checkbox"/> GRANDCHILD	<input type="checkbox"/> ORPHAN			

FORM 10 637
1910 CENSUS INDEX - INDIVIDUALU. S. DEPARTMENT OF COMMERCE
BUREAU OF THE CENSUS

TEXAS

W300		NAME OF INDIVIDUAL		E.D.	SHEET
		<i>Ignacio, Lela</i>		83	322
COLOR	AGE	BIRTHPLACE :		VOL.	
	5			59	
COUNTY			CITY		
Gonzales					
ENUMERATED WITH					
<i>ido, Mary F.</i>					
RELATIONSHIP TO ABOVE					
<input type="checkbox"/> SON	<input type="checkbox"/> NEPHEW	<input type="checkbox"/> STEPSON			
<input type="checkbox"/> DAUGHTER	<input type="checkbox"/> NIECE	<input type="checkbox"/> STEPDAUGHTER			
<input type="checkbox"/> BROTHER	<input type="checkbox"/> FATHER-IN-LAW	<input type="checkbox"/> COUSIN			
<input type="checkbox"/> SISTER	<input type="checkbox"/> MOTHER-IN-LAW	<input type="checkbox"/> HIRED MAN			
<input type="checkbox"/> FATHER	<input type="checkbox"/> SON-IN-LAW	<input type="checkbox"/> ROOMER			
<input type="checkbox"/> MOTHER	<input type="checkbox"/> DAUGHTER-IN-LAW	<input type="checkbox"/> SERVANT			
<input type="checkbox"/> GRANDSON	<input type="checkbox"/> BROTHER-IN-LAW	<input type="checkbox"/> OTHER (Specify)			
<input checked="" type="checkbox"/> GRANDDAUGHTER	<input type="checkbox"/> SISTER-IN-LAW				
<input type="checkbox"/> GRANDCHILD	<input type="checkbox"/> ORPHAN				

FORM 10-637

1910 CENSUS INDEX - INDIVIDUAL

U.S. DEPARTMENT OF COMMERCE
BUREAU OF THE CENSUS

TEXAS

W300		NAME OF INDIVIDUAL		E.D.	SHEET
White		White		98	178
COLOR	AGE	BIRTHPLACE		VOL.	
B	3	Gonzales		59	
COUNTY		CITY			
		Gonzales			
ENUMERATED WITH					
William Salinas					
RELATIONSHIP TO ABOVE					
<input type="checkbox"/> SON	<input type="checkbox"/> NEPHEW	<input type="checkbox"/> STEPSON			
<input type="checkbox"/> DAUGHTER	<input type="checkbox"/> NIECE	<input type="checkbox"/> STEPDAUGHTER			
<input type="checkbox"/> BROTHER	<input type="checkbox"/> FATHER-IN-LAW	<input type="checkbox"/> COUSIN			
<input type="checkbox"/> SISTER	<input type="checkbox"/> MOTHER-IN-LAW	<input type="checkbox"/> HIRED MAN			
<input type="checkbox"/> FATHER	<input type="checkbox"/> SON-IN-LAW	<input type="checkbox"/> ROOMER			
<input type="checkbox"/> MOTHER	<input type="checkbox"/> DAUGHTER-IN-LAW	<input type="checkbox"/> SERVANT			
<input type="checkbox"/> GRANDSON	<input type="checkbox"/> BROTHER-IN-LAW	<input type="checkbox"/> OTHER (Specify)			
<input checked="" type="checkbox"/> GRANDDAUGHTER	<input type="checkbox"/> SISTER-IN-LAW				
<input type="checkbox"/> GRANDCHILD	<input type="checkbox"/> ORPHAN				

FORM 10-637
1910 CENSUS INDEX - INDIVIDUALU.S. DEPARTMENT OF COMMERCE
BUREAU OF THE CENSUS

TEXAS

V. 300		HEAD OF FAMILY White Lela		E.D. 67	SHEET 214
COLOR B	AGE 27	BIRTHPLACE		VOL. 67	
COUNTY Harris		CITY Houston			
OTHER MEMBERS OF FAMILY					
	NAME	RELATION- SHIP	AGE	BIRTHPLACE	
	Lillian	D	11		
	Ruth	D	9		
	Lela				

FORM 10 636
1910 CENSUS INDEX - FAMILY

U S DEPARTMENT OF COMMERCE
BUREAU OF THE CENSUS

TEXAS

W300		NAME OF INDIVIDUAL <i>White Lela</i>		E.O. <i>54</i>	SHEET <i>110</i>
COLOR <i>W</i>	AGE <i>22</i>	BIRTHPLACE		VOL. <i>92</i>	
COUNTY <i>Lee</i>		CITY			
ENUMERATED WITH <i>Jefferson Lela</i>					
RELATIONSHIP TO ABOVE					
<input type="checkbox"/> SON	<input type="checkbox"/> NEPHEW	<input type="checkbox"/> STEPSON			
<input checked="" type="checkbox"/> DAUGHTER	<input type="checkbox"/> NIECE	<input type="checkbox"/> STEPDAUGHTER			
<input type="checkbox"/> BROTHER	<input type="checkbox"/> FATHER-IN-LAW	<input type="checkbox"/> COUSIN			
<input type="checkbox"/> SISTER	<input type="checkbox"/> MOTHER-IN-LAW	<input type="checkbox"/> HIRED MAN			
<input type="checkbox"/> FATHER	<input type="checkbox"/> SON-IN-LAW	<input type="checkbox"/> ROOMER			
<input type="checkbox"/> MOTHER	<input type="checkbox"/> DAUGHTER-IN-LAW	<input type="checkbox"/> SERVANT			
<input type="checkbox"/> GRANDSON	<input type="checkbox"/> BROTHER-IN-LAW	<input type="checkbox"/> OTHER (<i>Specify</i>)			
<input type="checkbox"/> GRANDDAUGHTER	<input checked="" type="checkbox"/> SISTER-IN-LAW				
<input type="checkbox"/> GRANDCHILD	<input type="checkbox"/> ORPHAN				

FORM 10 637

1910 CENSUS INDEX - INDIVIDUAL

U. S. DEPARTMENT OF COMMERCE
BUREAU OF THE CENSUS

TEXAS

W300 -		NAME OF INDIVIDUAL Wheat, Helen		E.D. 161	SHEET 210
COLOR W	AGE 19	BIRTHPLACE		VOL. 135-	
COUNTY		Tyler.		CITY	
ENUMERATED WITH Mason, Mattie					
RELATIONSHIP TO ABOVE					
<input type="checkbox"/> SON	<input type="checkbox"/> NEPHEW	<input type="checkbox"/> STEPSON			
<input checked="" type="checkbox"/> DAUGHTER	<input type="checkbox"/> NIECE	<input type="checkbox"/> STEPDAUGHTER			
<input type="checkbox"/> BROTHER	<input type="checkbox"/> FATHER-IN-LAW	<input type="checkbox"/> COUSIN			
<input type="checkbox"/> SISTER	<input type="checkbox"/> MOTHER-IN-LAW	<input type="checkbox"/> HIRED MAN			
<input type="checkbox"/> FATHER	<input type="checkbox"/> SON-IN-LAW	<input type="checkbox"/> ROOMER			
<input type="checkbox"/> MOTHER	<input type="checkbox"/> DAUGHTER-IN-LAW	<input type="checkbox"/> SERVANT			
<input type="checkbox"/> GRANDSON	<input type="checkbox"/> BROTHER-IN-LAW	<input type="checkbox"/> OTHER (Specify)			
<input type="checkbox"/> GRANDDAUGHTER	<input type="checkbox"/> SISTER-IN-LAW				
<input type="checkbox"/> GRANDCHILD	<input type="checkbox"/> ORPHAN				

FORM BC-627 (5-5-67)
FORMERLY 10-637

1910 CENSUS INDEX - INDIVIDUAL

U.S. DEPARTMENT OF COMMERCE
BUREAU OF THE CENSUS

TEXAS

W300		NAME OF INDIVIDUAL <i>White Lela</i>		E.D. 110	SHEET 101
COLOR B	AGE 21	BIRTHPLACE		VOL. 129	
COUNTY Tarrant		CITY Fort Worth			
ENUMERATED WITH <i>Shipman Warren G</i>					
RELATIONSHIP TO ABOVE					
<input type="checkbox"/> SON	<input type="checkbox"/> NEPHEW	<input type="checkbox"/> STEPSON			
<input type="checkbox"/> DAUGHTER	<input type="checkbox"/> NIECE	<input type="checkbox"/> STEPDAUGHTER			
<input type="checkbox"/> BROTHER	<input type="checkbox"/> FATHER-IN-LAW	<input type="checkbox"/> COUSIN			
<input type="checkbox"/> SISTER	<input type="checkbox"/> MOTHER-IN-LAW	<input type="checkbox"/> HIRED MAN			
<input type="checkbox"/> FATHER	<input type="checkbox"/> SON-IN-LAW	<input type="checkbox"/> ROOMER			
<input type="checkbox"/> MOTHER	<input type="checkbox"/> DAUGHTER-IN-LAW	<input checked="" type="checkbox"/> SERVANT			
<input type="checkbox"/> GRANDSON	<input type="checkbox"/> BROTHER-IN-LAW	<input type="checkbox"/> OTHER (Specify)			
<input type="checkbox"/> GRANDDAUGHTER	<input type="checkbox"/> SISTER-IN-LAW				
<input type="checkbox"/> GRANDCHILD	<input type="checkbox"/> ORPHAN				

FORM 10-637
1910 CENSUS INDEX - INDIVIDUAL

U.S. DEPARTMENT OF COMMERCE
BUREAU OF THE CENSUS

TEXAS

W 300		NAME OF INDIVIDUAL <i>Helen Leita</i>		E.D.	SHEET
COLOR <i>B</i>	AGE <i>10</i>	BIRTHPLACE		<i>89</i>	<i>139</i>
COUNTY		<i>Smith</i>	CITY	<i>126</i>	
ENUMERATED WITH <i>Leita Leita</i>					
RELATIONSHIP TO ABOVE					
<input type="checkbox"/> SON	<input type="checkbox"/> NEPHEW	<input type="checkbox"/> STEPSON			
<input type="checkbox"/> DAUGHTER	<input checked="" type="checkbox"/> NIECE	<input type="checkbox"/> STEPDAUGHTER			
<input type="checkbox"/> BROTHER	<input type="checkbox"/> FATHER-IN-LAW	<input type="checkbox"/> COUSIN			
<input type="checkbox"/> SISTER	<input type="checkbox"/> MOTHER-IN-LAW	<input type="checkbox"/> HIRED MAN			
<input type="checkbox"/> FATHER	<input type="checkbox"/> SON-IN-LAW	<input type="checkbox"/> ROOMER			
<input type="checkbox"/> MOTHER	<input type="checkbox"/> DAUGHTER-IN-LAW	<input type="checkbox"/> SERVANT			
<input type="checkbox"/> GRANDSON	<input type="checkbox"/> BROTHER-IN-LAW	<input type="checkbox"/> OTHER (Specify)			
<input type="checkbox"/> GRANDDAUGHTER	<input type="checkbox"/> SISTER-IN-LAW	<input type="checkbox"/>			
<input type="checkbox"/> GRANDCHILD	<input type="checkbox"/> ORPHAN	<input type="checkbox"/>			

FORM BC-627 (5-5-67)
FORMERLY 10-637

1910 CENSUS INDEX - INDIVIDUAL

U.S. DEPARTMENT OF COMMERCE
BUREAU OF THE CENSUS

TEXAS

11306		NAME OF INDIVIDUAL <i>White Leila R</i>		E.D. <i>86</i>	SHEET <i>192</i>
COLOR <i>W -</i>	AGE <i>42</i>	BIRTHPLACE <i>Lil</i>		VOL. <i>68</i>	
COUNTY <i>Harris</i>			CITY <i>Houston</i>		
ENUMERATED WITH <i>Next to John</i>					
RELATIONSHIP TO ABOVE <i>app to Thomas C White</i>					
<input type="checkbox"/> SON	<input type="checkbox"/> NEPHEW	<input type="checkbox"/> STEPSON			
<input type="checkbox"/> DAUGHTER	<input type="checkbox"/> NIECE	<input type="checkbox"/> STEPDAUGHTER			
<input type="checkbox"/> BROTHER	<input type="checkbox"/> FATHER-IN-LAW	<input type="checkbox"/> COUSIN			
<input type="checkbox"/> SISTER	<input type="checkbox"/> MOTHER-IN-LAW	<input type="checkbox"/> HIRED MAN			
<input type="checkbox"/> FATHER	<input type="checkbox"/> SON-IN-LAW	<input checked="" type="checkbox"/> ROOMER			
<input type="checkbox"/> MOTHER	<input type="checkbox"/> DAUGHTER-IN-LAW	<input type="checkbox"/> SERVANT			
<input type="checkbox"/> GRANDSON	<input type="checkbox"/> BROTHER-IN-LAW	<input type="checkbox"/> OTHER (Specify)			
<input type="checkbox"/> GRANDDAUGHTER	<input type="checkbox"/> SISTER-IN-LAW				
<input type="checkbox"/> GRANDCHILD	<input type="checkbox"/> ORPHAN				

FORM 10-637

1910 CENSUS INDEX - INDIVIDUAL

U. S. DEPARTMENT OF COMMERCE
BUREAU OF THE CENSUS

TEXAS

w 3'00		NAME OF INDIVIDUAL		Wood, Leila	E.D.	31	SHEET	116
COLOR	W	AGE	14	BIRTHPLACE	Texas	VOL.	71	
COUNTY	Bexar			CITY	San Antonio			
ENUMERATED WITH		Athens, W. S.						
RELATIONSHIP TO ABOVE								
<input type="checkbox"/> SON	<input type="checkbox"/> NEPHEW	<input type="checkbox"/> STEPSON						
<input type="checkbox"/> DAUGHTER	<input type="checkbox"/> NIECE	<input type="checkbox"/> STEPDAUGHTER						
<input type="checkbox"/> BROTHER	<input type="checkbox"/> FATHER-IN-LAW	<input type="checkbox"/> COUSIN						
<input type="checkbox"/> SISTER	<input type="checkbox"/> MOTHER-IN-LAW	<input type="checkbox"/> HUSBAND						
<input type="checkbox"/> FATHER	<input type="checkbox"/> SON-IN-LAW	<input checked="" type="checkbox"/> ROOMER						
<input type="checkbox"/> MOTHER	<input type="checkbox"/> DAUGHTER-IN-LAW	<input type="checkbox"/> SERVANT						
<input type="checkbox"/> GRANDSON	<input type="checkbox"/> BROTHER-IN-LAW	<input type="checkbox"/> OTHER (Specify)						
<input type="checkbox"/> GRANDDAUGHTER	<input type="checkbox"/> SISTER-IN-LAW							
<input type="checkbox"/> GRANDCHILD	<input type="checkbox"/> ORPHAN							

FORM 10 637
1910 CENSUS INDEX - INDIVIDUAL

U. S. DEPARTMENT OF COMMERCE
BUREAU OF THE CENSUS

TEXAS

2300	HEAD OF FAMILY		Withey Leila		E.D.	SHEET
COLOR	AGE	BIRTHPLACE			76	3
W.	35	Ten			VOL.	39
COUNTY	Deaf Smith		CITY			
OTHER MEMBERS OF FAMILY						
NAME		RELATIONSHIP	AGE	BIRTHPLACE		
Leila		D	12	-		
Viola		D	10			

FORM 10-636
1910 CENSUS INDEX - FAMILY

U.S. DEPARTMENT OF COMMERCE
BUREAU OF THE CENSUS

TEXAS

10300	NAME OF INDIVIDUAL <i>White, Leola</i>		E.O. 75	SHEET 376
COLOR <i>W</i>	AGE <i>25</i>	BIRTHPLACE <i>Ariz</i>	VOL. <i>45</i>	
COUNTY	<i>El Paso</i>	CITY <i>El Paso</i>		
ENUMERATED WITH <i>Payne, Walter Floyd</i>				
RELATIONSHIP TO ABOVE				
<input type="checkbox"/> SON	<input type="checkbox"/> NEPHEW	<input type="checkbox"/> STEPSON		
<input type="checkbox"/> DAUGHTER	<input checked="" type="checkbox"/> NIECE	<input type="checkbox"/> STEPDAUGHTER		
<input type="checkbox"/> BROTHER	<input type="checkbox"/> FATHER-IN-LAW	<input type="checkbox"/> COUSIN		
<input type="checkbox"/> SISTER	<input type="checkbox"/> MOTHER-IN-LAW	<input type="checkbox"/> HIRED MAN		
<input type="checkbox"/> FATHER	<input type="checkbox"/> SON-IN-LAW	<input type="checkbox"/> ROOMER		
<input type="checkbox"/> MOTHER	<input type="checkbox"/> DAUGHTER-IN-LAW	<input type="checkbox"/> SERVANT		
<input type="checkbox"/> GRANDSON	<input type="checkbox"/> BROTHER-IN-LAW	<input type="checkbox"/> OTHER (<i>Specify</i>)		
<input type="checkbox"/> GRANDDAUGHTER	<input type="checkbox"/> SISTER-IN-LAW			
<input type="checkbox"/> GRANDCHILD	<input type="checkbox"/> ORPHAN			

FORM 10-637
1910 CENSUS INDEX - INDIVIDUAL

U.S. DEPARTMENT OF COMMERCE
BUREAU OF THE CENSUS

TEXAS

W 300		NAME OF INDIVIDUAL <i>White Lee Roy</i>		E.D.	SHEET
COLOR <i>R</i>	AGE <i>2</i>	BIRTHPLACE -		<i>153</i>	<i>74</i>
COUNTY Montgomery			CITY <i>Course</i>	VOL. <i>106</i>	
ENUMERATED WITH <i>James, Johnnie</i>					
RELATIONSHIP TO ABOVE					
<input type="checkbox"/> SON	<input type="checkbox"/> NEPHEW	<input type="checkbox"/> STEPSON			
<input type="checkbox"/> DAUGHTER	<input type="checkbox"/> NIECE	<input type="checkbox"/> STEPDAUGHTER			
<input type="checkbox"/> BROTHER	<input type="checkbox"/> FATHER-IN-LAW	<input type="checkbox"/> COUSIN			
<input type="checkbox"/> SISTER	<input type="checkbox"/> MOTHER-IN-LAW	<input type="checkbox"/> HIRED MAN			
<input type="checkbox"/> FATHER	<input type="checkbox"/> SON-IN-LAW	<input type="checkbox"/> ROOMER			
<input type="checkbox"/> MOTHER	<input type="checkbox"/> DAUGHTER-IN-LAW	<input type="checkbox"/> SERVANT			
<input type="checkbox"/> GRANDSON	<input type="checkbox"/> BROTHER-IN-LAW	<input checked="" type="checkbox"/> OTHER (Specify) <i>nephew in law</i>			
<input type="checkbox"/> GRANDDAUGHTER	<input type="checkbox"/> SISTER-IN-LAW				
<input type="checkbox"/> GRANDCHILD	<input type="checkbox"/> ORPHAN				

FORM 10.637
1910 CENSUS INDEX - INDIVIDUAL

U.S. DEPARTMENT OF COMMERCE
BUREAU OF THE CENSUS

TEXAS

W 300		HEAD OF FAMILY		White, Lee R.		E.D.	SHEET
COLOR	W	AGE	34	BIRTHPLACE		263	21
COUNTY				Taylor		VOL.	133
				CITY			
OTHER MEMBERS OF FAMILY							
NAME		RELATIONSHIP	AGE	BIRTHPLACE			
Mattie L.		W	32				
John W.		S	13				
Bessie M.		D	9				
Columbus		S	2 1/2				

FORM 10 636

1910 CENSUS INDEX - FAMILY

U. S. DEPARTMENT OF COMMERCE
BUREAU OF THE CENSUS

TEXAS

-6300	HEAD OF FAMILY		Wood Lee R	E.D.	SHEET
COLOR	AGE	BIRTHPLACE		31	12
W	32			VOL.	24
COUNTY	Clay		CITY		
OTHER MEMBERS OF FAMILY					
	NAME	RELATIONSHIP	AGE	BIRTHPLACE	
1	Minnie A	W	21	Ga	
-	Estimene J	S	2		
-	Walter J	S	1		

FORM 10-636
1910 CENSUS INDEX - FAMILY

U. S. DEPARTMENT OF COMMERCE
BUREAU OF THE CENSUS

TEXAS

10300		HEAD OF FAMILY		Wade Lee R		E.D.	SHEET
COLOR	AGE	BIRTHPLACE		53		43	
B	31					VOL.	
COUNTY		CITY		92			
Leo							
OTHER MEMBERS OF FAMILY							
NAME		RELATIONSHIP	AGE	BIRTHPLACE			
Leda		W	27				

FORM 10-636
1910 CENSUS INDEX - FAMILY

U.S. DEPARTMENT OF COMMERCE
BUREAU OF THE CENSUS

TEXAS

6300		HEAD OF FAMILY		Wade Lee R		E.O.	SHEET
COLOR	13	AGE	BIRTHPLACE			137	283
COUNTY	Jones		CITY		Stamford		
OTHER MEMBERS OF FAMILY							
NAME		RELATIONSHIP	AGE	BIRTHPLACE			
/ Carrie		w	22				

FORM 10 636
 1910 CENSUS INDEX - FAMILY

U.S. DEPARTMENT OF COMMERCE
 BUREAU OF THE CENSUS

TEXAS

11300	HEAD OF FAMILY <i>Made - Lee O.</i>		E.D. 130	SHEET 4
COLOR <i>W</i>	AGE <i>25</i>	BIRTHPLACE	VOL. <i>25</i>	
COUNTY		CITY		
<i>Coleman</i>				
OTHER MEMBERS OF FAMILY				
	NAME	RELATIONSHIP	AGE	BIRTHPLACE
	<i>Elsie O.</i>	<i>W</i>	<i>22</i>	
	<i>Lillian O.</i>	<i>D</i>	<i>3</i>	
	<i>Lorene L.</i>	<i>D</i>	<i>1 1/2</i>	

FORM 10-636
1910 CENSUS INDEX - FAMILY

U.S. DEPARTMENT OF COMMERCE
BUREAU OF THE CENSUS

TEXAS

H. 200		HEAD OF FAMILY		E.O.	SHEET
W		Tom Green		283	243
COLOR	AGE	BIRTHPLACE		VOL.	
W	47			132	
COUNTY			CITY		
Tom Green			Tom Green		
OTHER MEMBERS OF FAMILY					
NAME		RELATIONSHIP	AGE	BIRTHPLACE	
Lena		W	47		
Lillian		D	15		
William		B	11		
Lena		D	3		
Lillian		D	0		
and 3 Da					

FORM 10 638
1910 CENSUS INDEX - FAMILY

U. S. DEPARTMENT OF COMMERCE
BUREAU OF THE CENSUS

TEXAS

W300		NAME OF INDIVIDUAL		E.D.	SHEET
COLOR	AGE	BIRTHPLACE		VOL.	
COUNTY			Tarrant	CITY	
ENUMERATED WITH			Fort Worth		
RELATIONSHIP TO ABOVE					
<input type="checkbox"/> SON	<input type="checkbox"/> NEPHEW	<input type="checkbox"/> STEPSON			
<input type="checkbox"/> DAUGHTER	<input type="checkbox"/> NIECE	<input type="checkbox"/> STEPDAUGHTER			
<input type="checkbox"/> BROTHER	<input type="checkbox"/> FATHER-IN-LAW	<input type="checkbox"/> COUSIN			
<input type="checkbox"/> SISTER	<input type="checkbox"/> MOTHER-IN-LAW	<input type="checkbox"/> HIRED MAN			
<input type="checkbox"/> FATHER	<input type="checkbox"/> SON-IN-LAW	<input type="checkbox"/> ROOMER			
<input type="checkbox"/> MOTHER	<input type="checkbox"/> DAUGHTER-IN-LAW	<input type="checkbox"/> SERVANT			
<input type="checkbox"/> GRANDSON	<input type="checkbox"/> BROTHER-IN-LAW	<input type="checkbox"/> OTHER (Specify)			
<input type="checkbox"/> GRANDDAUGHTER	<input type="checkbox"/> SISTER-IN-LAW				
<input type="checkbox"/> GRANDCHILD	<input type="checkbox"/> ORPHAN				

FORM 10-637
1910 CENSUS INDEX - INDIVIDUAL

U.S. DEPARTMENT OF COMMERCE
BUREAU OF THE CENSUS

TEXAS

W300		HEAD OF FAMILY		White Lee H.		E.D.	SHEET
COLOR	AGE	BIRTHPLACE		VOL.		134	278
W	23	Texas		130			
COUNTY		Tarrant		CITY		Fort Worth	
OTHER MEMBERS OF FAMILY							
NAME		RELATIONSHIP	AGE	BIRTHPLACE			
La Zona		W	22				
May, Annie		M ^r	46	Tx			

FORM 10 636
1910 CENSUS INDEX - FAMILY

U. S. DEPARTMENT OF COMMERCE
BUREAU OF THE CENSUS

TEXAS

W 300		HEAD OF FAMILY		Woods, Lee Grande		E.C.	SHEET
COLOR	AGE	BIRTHPLACE				66	106
- W -	49					VOL.	60
COUNTY	Grayson		CITY		Sherman		
OTHER MEMBERS OF FAMILY							
NAME		RELATIONSHIP	AGE	BIRTHPLACE			
/ Lelia		W	46				
- - / Le Grande		S	17				

FORM 10-636

1910 CENSUS INDEX - FAMILY

U.S. DEPARTMENT OF COMMERCE
BUREAU OF THE CENSUS

74 300		NAME OF INDIVIDUAL <i>Wood, Lee E.</i>		TEXAS	
COLOR <i>W</i>	AGE <i>30</i>	BIRTHPLACE <i>Can.</i>		E.D. <i>138</i>	SHEET <i>260</i>
COUNTY <i>Val Verde</i>		CITY		VOL. <i>131</i>	
ENUMERATED WITH <i>Brown, Laura</i>					
RELATIONSHIP TO ABOVE					
<input type="checkbox"/> SON <input type="checkbox"/> DAUGHTER <input type="checkbox"/> BROTHER <input type="checkbox"/> SISTER <input type="checkbox"/> FATHER <input type="checkbox"/> MOTHER <input type="checkbox"/> GRANDSON <input type="checkbox"/> GRANDDAUGHTER <input type="checkbox"/> GRANDCHILD		<input type="checkbox"/> NEPHEW <input type="checkbox"/> NIECE <input type="checkbox"/> FATHER-IN-LAW <input type="checkbox"/> MOTHER-IN-LAW <input type="checkbox"/> SON-IN-LAW <input type="checkbox"/> DAUGHTER-IN-LAW <input type="checkbox"/> BROTHER-IN-LAW <input type="checkbox"/> SISTER-IN-LAW <input type="checkbox"/> ORPHAN		<input type="checkbox"/> STEPSON <input type="checkbox"/> STEPDAUGHTER <input type="checkbox"/> COUSIN <input type="checkbox"/> HIRED MAN <input checked="" type="checkbox"/> ROOMER <input type="checkbox"/> SERVANT <input type="checkbox"/> OTHER (Specify) <input type="checkbox"/>	

FORM BC-627 (9-5-67)
FORMERLY 10-637

1910 CENSUS INDEX - INDIVIDUAL

U.S. DEPARTMENT OF COMMERCE
BUREAU OF THE CENSUS

TEXAS

W300	HEAD OF FAMILY Wood, Lee E		E.D. 6	SHEET 4
COLOR W	AGE 39	BIRTHPLACE	VOL. 7	
COUNTY Bell	CITY			
OTHER MEMBERS OF FAMILY				
NAME		RELATION- SHIP	AGE	BIRTHPLACE
Bulah		W	35	
Jewel		D	16	
May		D	15	
James		S	13	
Annie		D	10	
William		S	8	
Elizabeth		D	5	

FORM 10 636 -
1910 CENSUS INDEX - FAMILY

U. S. DEPARTMENT OF COMMERCE
BUREAU OF THE CENSUS

TEXAS

W300		NAME OF INDIVIDUAL		E.D.	SHEET
WOOD		Wood, Lee D.		66	755
COLOR	AGE	BIRTHPLACE		VOL.	
W	66	ark		102	
COUNTY			CITY		
Milam					
ENUMERATED WITH					
Locklin, John Z.					
RELATIONSHIP TO ABOVE					
<input type="checkbox"/> SON	<input type="checkbox"/> NEPHEW	<input type="checkbox"/> STEPSON			
<input type="checkbox"/> DAUGHTER	<input type="checkbox"/> NIECE	<input type="checkbox"/> STEPDAUGHTER			
<input type="checkbox"/> BROTHER	<input type="checkbox"/> FATHER-IN-LAW	<input type="checkbox"/> COUSIN			
<input type="checkbox"/> SISTER	<input type="checkbox"/> MOTHER-IN-LAW	<input checked="" type="checkbox"/> HIRED MAN			
<input type="checkbox"/> FATHER	<input type="checkbox"/> SON-IN-LAW	<input type="checkbox"/> ROOMER			
<input type="checkbox"/> MOTHER	<input type="checkbox"/> DAUGHTER-IN-LAW	<input type="checkbox"/> SERVANT			
<input type="checkbox"/> GRANDSON	<input type="checkbox"/> BROTHER-IN-LAW	<input type="checkbox"/> OTHER (Specify)			
<input type="checkbox"/> GRANDDAUGHTER	<input type="checkbox"/> SISTER-IN-LAW				
<input type="checkbox"/> GRANDCHILD	<input type="checkbox"/> ORPHAN				

FORM 10.637

1910 CENSUS INDEX - INDIVIDUAL

U. S. DEPARTMENT OF COMMERCE
BUREAU OF THE CENSUS

TEXAS

W 302	HEAD OF FAMILY <i>Wood, Lee C.</i>		E.D.	SHEET
			<i>154</i>	<i>287</i>
COLOR	AGE	BIRTHPLACE	VOL.	
<i>W</i>	<i>24</i>		<i>129</i>	
COUNTY <i>Tarrant</i>	CITY <i>Fort Worth</i>			
OTHER MEMBERS OF FAMILY				
NAME		RELATIONSHIP	AGE	BIRTHPLACE
<i>Lela -</i>		<i>W</i>	<i>23</i>	<i>Mo.</i>
<i>Anna L.</i>		<i>D</i>	<i>4</i>	
<i>Murine B.</i>		<i>D</i>	<i>1</i>	

FORM 10 636
1910 CENSUS INDEX - FAMILY

U S DEPARTMENT OF COMMERCE
BUREAU OF THE CENSUS

TEXAS

W300	NAME OF INDIVIDUAL <i>White Lee</i>		E.D.	SHEET
COLOR <i>W.</i>	AGE <i>70</i>	BIRTHPLACE	<i>127</i>	<i>10</i>
COUNTY <i>Coleman</i>		CITY	VOL.	<i>25</i>
ENUMERATED WITH <i>Reynolds John C</i>				
RELATIONSHIP TO ABOVE				
<input type="checkbox"/> SON	<input type="checkbox"/> NEPHEW	<input checked="" type="checkbox"/> STEPSON		
<input type="checkbox"/> DAUGHTER	<input type="checkbox"/> NIECE	<input type="checkbox"/> STEPDAUGHTER		
<input type="checkbox"/> BROTHER	<input type="checkbox"/> FATHER-IN-LAW	<input type="checkbox"/> COUSIN		
<input type="checkbox"/> SISTER	<input type="checkbox"/> MOTHER-IN-LAW	<input type="checkbox"/> HIRED MAN		
<input type="checkbox"/> FATHER	<input type="checkbox"/> SON-IN-LAW	<input type="checkbox"/> ROOMER		
<input type="checkbox"/> MOTHER	<input type="checkbox"/> DAUGHTER-IN-LAW	<input type="checkbox"/> SERVANT		
<input type="checkbox"/> GRANDSON	<input type="checkbox"/> BROTHER-IN-LAW	<input type="checkbox"/> OTHER (Specify)		
<input type="checkbox"/> GRANDDAUGHTER	<input type="checkbox"/> SISTER-IN-LAW			
<input type="checkbox"/> GRANDCHILD	<input type="checkbox"/> ORPHAN			

FORM 10-637

1910 CENSUS INDEX - INDIVIDUAL

U.S. DEPARTMENT OF COMMERCE
BUREAU OF THE CENSUS

TEXAS

66300		HEAD OF FAMILY		Woody Lee		E.D.	SHEET
COLOR	AGE	BIRTHPLACE				108	4/16
W	5					VOL.	1/10
COUNTY				CITY			
Newton							
OTHER MEMBERS OF FAMILY							
NAME		RELATIONSHIP	AGE	BIRTHPLACE			
L. Allen		W	18				

FORM 10 636
 1910 CENSUS INDEX - FAMILY

U.S. DEPARTMENT OF COMMERCE
 BUREAU OF THE CENSUS

TEXAS

W300	HEAD OF FAMILY Wath Lee		E.D. 106	SHEET 57
COLOR W	AGE 30	BIRTHPLACE La	VOL. 82	
COUNTY Jackson		CITY		
OTHER MEMBERS OF FAMILY				
NAME		RELATIONSHIP	AGE	BIRTHPLACE
/ Cara		W	23	
/ Bertha M		D	5	

FORM 10-636
1910 CENSUS INDEX - FAMILY

U. S. DEPARTMENT OF COMMERCE
BUREAU OF THE CENSUS

TEXAS

LU 300	HEAD OF FAMILY <i>W. J. Miller, Lee</i>		E.D. <i>92</i>	SHEET <i>130</i>
COLOR <i>B</i>	AGE <i>36</i>	BIRTHPLACE	VOL. <i>-108</i>	
COUNTY <i>Navarro</i>	CITY			
OTHER MEMBERS OF FAMILY				
NAME	RELATIONSHIP	AGE	BIRTHPLACE	
<i>Mary</i>	<i>W</i>	<i>26</i>		
<i>Wesley</i>	<i>S</i>	<i>8</i>		
<i>James</i>	<i>S</i>	<i>7</i>		

TEXAS

10300	HEAD OF FAMILY White		E.D. 134	SHEET 176
COLOR M.	AGE 39	BIRTHPLACE D	VOL. 89	
COUNTY Leon		CITY		
OTHER MEMBERS OF FAMILY				
NAME	RELATIONSHIP	AGE	BIRTHPLACE	
W. W. White	H.	38		
W. W. White	D	19		
W. W. White	S	11		

FORM 10-636
1910 CENSUS INDEX - FAMILY

U. S. DEPARTMENT OF COMMERCE
BUREAU OF THE CENSUS

TEXAS

12300	HEAD OF FAMILY <i>W. H. Smith</i>		E.D. 84	SHEET 34
COLOR <i>W</i>	AGE <i>24</i>	BIRTHPLACE		VOL. 126
COUNTY <i>Smith</i>		CITY <i>Levell</i>		
OTHER MEMBERS OF FAMILY				
NAME		RELATIONSHIP	AGE	BIRTHPLACE
<i>W. H. Smith</i>		<i>W</i>	<i>58</i>	<i>Levell</i>
<i>W. H. Smith</i>		<i>S</i>	<i>17</i>	

FORM 10-636
1910 CENSUS INDEX - FAMILY

U.S. DEPARTMENT OF COMMERCE
BUREAU OF THE CENSUS

TEXAS

HEAD OF FAMILY W. Math, Lee		E.O.	SHEET
COLOR W	AGE 48	BIRTHPLACE	VOL. 116
COUNTY Retugio		CITY	
OTHER MEMBERS OF FAMILY			
NAME	RELATIONSHIP	AGE	BIRTHPLACE
Pauline	W	48	
W. Lee	D	14	

FORM 10-636
1910 CENSUS INDEX - FAMILY

U.S. DEPARTMENT OF COMMERCE
BUREAU OF THE CENSUS

TEXAS

66300	HEAD OF FAMILY <i>W. H. Lee</i>		E.O. <i>113</i>	SHEET <i>233</i>
COLOR <i>W</i>	AGE <i>71</i>	BIRTHPLACE	VOL. <i>21</i>	
COUNTY <i>Rusk</i>	CITY			
OTHER MEMBERS OF FAMILY				
NAME		RELATIONSHIP	AGE	BIRTHPLACE
<i>Lee</i>		<i>W</i>	<i>49</i>	
<i>Beatrice</i>		<i>D</i>	<i>10</i>	
<i>Carl</i>		<i>D</i>	<i>10</i>	
<i>Wade</i>		<i>D</i>	<i>8</i>	

FORM 10 636
1910 CENSUS INDEX - FAMILY

U. S. DEPARTMENT OF COMMERCE
BUREAU OF THE CENSUS

TEXAS

W 300	HEAD OF FAMILY		Wood, Lee	E.D.	SHEET
COLOR	AGE	BIRTHPLACE		57	119
W.	21			VOL.	121
COUNTY			CITY		
Rusk					
OTHER MEMBERS OF FAMILY					
NAME		RELATIONSHIP	AGE	BIRTHPLACE	
/ Emma		W	21		
/					
/					
/					
/					
/					
/					

FORM 10-636
1910 CENSUS INDEX - FAMILY

U. S. DEPARTMENT OF COMMERCE
BUREAU OF THE CENSUS

TEXAS

1 30	HEAD OF FAMILY <i>W. Lee</i>		E.D. <i>211</i>	SHEET <i>134</i>
COLOR <i>W</i>	AGE <i>25</i>	BIRTHPLACE	VOL. <i>120</i>	
COUNTY <i>Runnels</i>		CITY		
OTHER MEMBERS OF FAMILY				
	NAME	RELATIONSHIP	AGE	BIRTHPLACE
-	<i>E. Lee</i>	<i>W</i>	<i>32</i>	
-	<i>Virgie</i>	<i>S</i>	<i>4</i>	
	<i>Lorraine</i>	<i>D</i>	<i>2</i>	

FORM 10 636
1910 CENSUS INDEX - FAMILY

U. S. DEPARTMENT OF COMMERCE
BUREAU OF THE CENSUS

TEXAS

W 300	NAME OF INDIVIDUAL <i>White, Lee</i>		E.D. <i>119</i>	SHEET <i>218</i>
COLOR <i>B</i>	AGE <i>9</i>	BIRTHPLACE	VOL. <i>118</i>	
COUNTY <i>Robertson</i>		CITY		
ENUMERATED WITH <i>Kelley, James</i>				
RELATIONSHIP TO ABOVE				
<input type="checkbox"/> SON	<input type="checkbox"/> NEPHEW	<input type="checkbox"/> STEPSON		
<input type="checkbox"/> DAUGHTER	<input type="checkbox"/> NIECE	<input type="checkbox"/> STEPDAUGHTER		
<input type="checkbox"/> BROTHER	<input type="checkbox"/> FATHER-IN-LAW	<input type="checkbox"/> COUSIN		
<input type="checkbox"/> SISTER	<input type="checkbox"/> MOTHER-IN-LAW	<input type="checkbox"/> HIRED MAN		
<input type="checkbox"/> FATHER	<input type="checkbox"/> SON-IN-LAW	<input type="checkbox"/> ROOMER		
<input type="checkbox"/> MOTHER	<input type="checkbox"/> DAUGHTER-IN-LAW	<input type="checkbox"/> SERVANT		
<input checked="" type="checkbox"/> GRANDSON	<input type="checkbox"/> BROTHER-IN-LAW	<input type="checkbox"/> OTHER (<i>Specify</i>)		
<input type="checkbox"/> GRANDDAUGHTER	<input type="checkbox"/> SISTER-IN-LAW			
<input type="checkbox"/> GRANDCHILD	<input type="checkbox"/> ORPHAN			

FORM 10 637

1930 CENSUS INDEX - INDIVIDUAL

U.S. DEPARTMENT OF COMMERCE
BUREAU OF THE CENSUS

W300		NAME OF INDIVIDUAL		TEXAS	
white		Lee		E.D. SHEET	
COLOR	AGE	BIRTHPLACE		VOL.	
B	19			226 231	
COUNTY		CITY		191	
Wichita		Wichita Falls			
ENUMERATED WITH					
Lewis Sidney					
RELATIONSHIP TO ABOVE					
<input type="checkbox"/> SON	<input type="checkbox"/> NEPHEW	<input type="checkbox"/> STEPSON			
<input type="checkbox"/> DAUGHTER	<input type="checkbox"/> NIECE	<input type="checkbox"/> STEPDAUGHTER			
<input type="checkbox"/> BROTHER	<input type="checkbox"/> FATHER-IN-LAW	<input type="checkbox"/> COUSIN			
<input type="checkbox"/> SISTER	<input type="checkbox"/> MOTHER-IN-LAW	<input type="checkbox"/> HIRED MAN			
<input type="checkbox"/> FATHER	<input type="checkbox"/> SON-IN-LAW	<input checked="" type="checkbox"/> ROOMER			
<input type="checkbox"/> MOTHER	<input type="checkbox"/> DAUGHTER-IN-LAW	<input type="checkbox"/> SERVANT			
<input type="checkbox"/> GRANDSON	<input type="checkbox"/> BROTHER-IN-LAW	<input type="checkbox"/> OTHER (Specify)			
<input type="checkbox"/> GRANDDAUGHTER	<input type="checkbox"/> SISTER-IN-LAW				
<input type="checkbox"/> GRANDCHILD	<input type="checkbox"/> ORPHAN				

FORM BC-627 (5-5-67)
FORMERLY 10-637

1910 CENSUS INDEX - INDIVIDUAL

U S DEPARTMENT OF COMMERCE
BUREAU OF THE CENSUS

TEXAS

10000	HEAD OF FAMILY Walt Lee		E.D. 225	SHEET 210
COLOR W	AGE 26	BIRTHPLACE Ill	VOL. 741	
COUNTY Wichita		CITY		
OTHER MEMBERS OF FAMILY				
NAME		RELATIONSHIP	AGE	BIRTHPLACE
Gracie		W	28	
Harvey		S	8	Okla
Adele		D	6	
Henry		S	5	
Lee		S	1 1/2	

FORM 10 636
1910 CENSUS INDEX - FAMILY

U. S. DEPARTMENT OF COMMERCE
BUREAU OF THE CENSUS

TEXAS

W300	NAME OF INDIVIDUAL <i>White, Leo</i>		E.D. 34	SHEET 135
COLOR B	AGE 22	BIRTHPLACE	VOL. 89	
COUNTY Kaufman	CITY			
ENUMERATED WITH <i>White, Wane</i>				
RELATIONSHIP TO ABOVE				
<input type="checkbox"/> SON	<input checked="" type="checkbox"/> NEPHEW	<input type="checkbox"/> STEPSON		
<input type="checkbox"/> DAUGHTER	<input type="checkbox"/> NIECE	<input type="checkbox"/> STEPDAUGHTER		
<input type="checkbox"/> BROTHER	<input type="checkbox"/> FATHER-IN-LAW	<input type="checkbox"/> COUSIN		
<input type="checkbox"/> SISTER	<input type="checkbox"/> MOTHER-IN-LAW	<input type="checkbox"/> HIRED MAN		
<input type="checkbox"/> FATHER	<input type="checkbox"/> SON-IN-LAW	<input type="checkbox"/> ROOMER		
<input type="checkbox"/> MOTHER	<input type="checkbox"/> DAUGHTER-IN-LAW	<input type="checkbox"/> SERVANT		
<input type="checkbox"/> GRANDSON	<input type="checkbox"/> BROTHER-IN-LAW	<input type="checkbox"/> OTHER (Specify)		
<input type="checkbox"/> GRANDDAUGHTER	<input type="checkbox"/> SISTER-IN-LAW			
<input type="checkbox"/> GRANDCHILD	<input type="checkbox"/> ORPHAN			

FORM 10-637

1910 CENSUS INDEX - INDIVIDUAL

U.S. DEPARTMENT OF COMMERCE
BUREAU OF THE CENSUS

TEXAS

W300	HEAD OF FAMILY Wood Lee		E.D. 91	SHEET 74
COLOR W	AGE 31	BIRTHPLACE	VOL. 59	
COUNTY Gonzales		CITY		
OTHER MEMBERS OF FAMILY				
NAME		RELATIONSHIP	AGE	BIRTHPLACE
Ida		W	29	
Ester		D	9	
Madison		S	7	
Gruen		S	5	
Louise		D	2	
Nena		D	1/2	

FORM 10-636
1910 CENSUS INDEX - FAMILY

U. S. DEPARTMENT OF COMMERCE
BUREAU OF THE CENSUS

TEXAS

W300		HEAD OF FAMILY		E.D.	SHEET
white, free				82	213
COLOR	AGE	BIRTHPLACE		VOL.	
B	47	Gonzales		59	
COUNTY	Gonzales		CITY Gonzales		
OTHER MEMBERS OF FAMILY					
	NAME	RELATIONSHIP	AGE	BIRTHPLACE	
	Selmy	W	31		
	Luella B	Mo S	1 1/2		

FORM 10-636
1910 CENSUS INDEX - FAMILY

U. S. DEPARTMENT OF COMMERCE
BUREAU OF THE CENSUS

TEXAS

W. 300	HEAD OF FAMILY <i>Wood</i>		E.D. 162	SHEET 429
COLOR B	AGE 48	BIRTHPLACE		VOL. 141
COUNTY Walker		CITY		
OTHER MEMBERS OF FAMILY				
NAME		RELATIONSHIP	AGE	BIRTHPLACE
<i>Anna</i>		W	45	
<i>R. J.</i>		S	19	
<i>Della</i>		D	18	
<i>Charlotte</i>		D	16	
<i>Otto</i>		S	13	
<i>Summie</i>		S	10	
<i>Georgia</i>		S	8	

FORM 10-636A

1910 CENSUS INDEX - FAMILY

U. S. DEPARTMENT OF COMMERCE
BUREAU OF THE CENSUS

TEXAS

W 300	HEAD OF FAMILY <i>White Lee</i>		E.D. 36	SHEET 143
COLOR <i>B</i>	AGE 26	BIRTHPLACE		VOL. 58
COUNTY Grimes		CITY		
OTHER MEMBERS OF FAMILY				
	NAME	RELATIONSHIP	AGE	BIRTHPLACE
	<i>Saker</i>	<i>M</i>	<i>58</i>	<i>Ala</i>
	<i>Sarah</i>	<i>Si</i>	<i>21</i>	
	<i>Nancy</i>	<i>Si</i>	<i>27</i>	
	<i>Charley</i>	<i>N</i>	<i>4</i>	
	<i>James</i>	<i>N</i>	<i>18</i>	
	<i>Nezzie</i>	<i>ni</i>	<i>7/12</i>	
	<i>Sanders Baker</i>	<i>Si</i>	<i>29</i>	

FORM 10-636A

1910 CENSUS INDEX - INDIVIDUAL

U.S. DEPARTMENT OF COMMERCE
BUREAU OF THE CENSUS

TEXAS

<i>W 300</i>	NAME OF INDIVIDUAL <i>Head Lee</i>		E.D. <i>114</i>	SHEET <i>479</i>
COLOR <i>W</i>	AGE <i>20</i>	BIRTHPLACE	VOL. <i>70</i>	
COUNTY <i>Harris</i>		CITY		
ENUMERATED WITH <i>no head shown</i>				
RELATIONSHIP TO ABOVE				
<input type="checkbox"/> SON	<input type="checkbox"/> NEPHEW	<input type="checkbox"/> STEPSON		
<input type="checkbox"/> DAUGHTER	<input type="checkbox"/> NIECE	<input type="checkbox"/> STEPDAUGHTER		
<input type="checkbox"/> BROTHER	<input type="checkbox"/> FATHER-IN-LAW	<input type="checkbox"/> COUSIN		
<input type="checkbox"/> SISTER	<input type="checkbox"/> MOTHER-IN-LAW	<input type="checkbox"/> HIRED MAN		
<input type="checkbox"/> FATHER	<input type="checkbox"/> SON-IN-LAW	<input checked="" type="checkbox"/> ROOMER		
<input type="checkbox"/> MOTHER	<input type="checkbox"/> DAUGHTER-IN-LAW	<input type="checkbox"/> SERVANT		
<input type="checkbox"/> GRANDSON	<input type="checkbox"/> BROTHER-IN-LAW	<input type="checkbox"/> OTHER (Specify)		
<input type="checkbox"/> GRANDDAUGHTER	<input type="checkbox"/> SISTER-IN-LAW			
<input type="checkbox"/> GRANDCHILD	<input type="checkbox"/> ORPHAN			

FORM 10-637
1910 CENSUS INDEX - INDIVIDUAL

U. S. DEPARTMENT OF COMMERCE
BUREAU OF THE CENSUS

W 300		HEAD OF FAMILY		TEXAS	
COLOR	B	AGE	59	BIRTHPLACE	White, Lee
COUNTY	Milam		CITY		S. C.
		E.D.		SHEET	
		52		31	
		VOL.		102	
OTHER MEMBERS OF FAMILY					
NAME	RELATIONSHIP	AGE	BIRTHPLACE		
Laura Nelson	W	59	N. C.		
John	S	40	S. C.		
Joe	S	26			
Johnnie	S	23			
Emma	D	20			
Liza	D	26			
	GCH	4			

FORM 10-636A

1910 CENSUS INDEX - INDIVIDUAL

U. S. DEPARTMENT OF COMMERCE
BUREAU OF THE CENSUS

TEXAS

W 300		NAME OF INDIVIDUAL <i>White, Lee</i>		E.D. 29	SHEET 5
COLOR W	AGE 34	BIRTHPLACE		VOL. 19	
COUNTY <i>Caldwell</i>			CITY		
ENUMERATED WITH <i>Stagner, Dul</i>					
RELATIONSHIP TO ABOVE					
<input type="checkbox"/> SON	<input type="checkbox"/> NEPHEW	<input type="checkbox"/> STEPSON			
<input type="checkbox"/> DAUGHTER	<input type="checkbox"/> NIECE	<input type="checkbox"/> STEPDAUGHTER			
<input type="checkbox"/> BROTHER	<input type="checkbox"/> FATHER-IN-LAW	<input type="checkbox"/> COUSIN			
<input type="checkbox"/> SISTER	<input type="checkbox"/> MOTHER-IN-LAW	<input type="checkbox"/> HIRED MAN			
<input type="checkbox"/> FATHER	<input type="checkbox"/> SON-IN-LAW	<input type="checkbox"/> ROOMER			
<input type="checkbox"/> MOTHER	<input type="checkbox"/> DAUGHTER-IN-LAW	<input type="checkbox"/> SERVANT			
<input type="checkbox"/> GRANDSON	<input type="checkbox"/> BROTHER-IN-LAW	<input checked="" type="checkbox"/> OTHER (Specify)			
<input type="checkbox"/> GRANDDAUGHTER	<input type="checkbox"/> SISTER-IN-LAW	<i>None</i>			
<input type="checkbox"/> GRANDCHILD	<input type="checkbox"/> ORPHAN				

FORM 10-637

1910 CENSUS INDEX - INDIVIDUAL

U.S. DEPARTMENT OF COMMERCE
BUREAU OF THE CENSUS

TEXAS

w 300		HEAD OF FAMILY		White-Lee		E.D.	SHEET
COLOR	w	AGE	24	BIRTHPLACE		131	125
COUNTY				Tarrant		VOL. 129	
				CITY		Fort Worth	
OTHER MEMBERS OF FAMILY							
NAME		RELATIONSHIP	AGE	BIRTHPLACE			
- / Alice		w	19.				

FORM 10-636
 1910 CENSUS INDEX - FAMILY

U. S. DEPARTMENT OF COMMERCE
 BUREAU OF THE CENSUS

W302		HEAD OF FAMILY		TEXAS	
COLOR	AGE	BIRTHPLACE	E.D.	SHEET	
		White	136	223	
COUNTY	Elliott		CITY	VOL. 47	
OTHER MEMBERS OF FAMILY					
NAME		RELATIONSHIP	AGE	BIRTHPLACE	
Walter		W	50		
Lillian		W	20		
Minnie		D	18		
Lillian		W	1 1/2		

FORM 10-636
 1910 CENSUS INDEX - FAMILY

U.S. DEPARTMENT OF COMMERCE
 BUREAU OF THE CENSUS

TEXAS

W 300		NAME OF INDIVIDUAL <i>White Lebe</i>		E.D. 176	SHEET 81
COLOR <i>W</i>	AGE <i>24</i>	BIRTHPLACE <i>Tenn</i>		VOL. 110	
COUNTY <i>Adair</i>			CITY		
ENUMERATED WITH <i>Carter William</i>					
RELATIONSHIP TO ABOVE					
<input type="checkbox"/> SON	<input type="checkbox"/> NEPHEW	<input type="checkbox"/> STEPSON			
<input type="checkbox"/> DAUGHTER	<input type="checkbox"/> NIECE	<input type="checkbox"/> STEPDAUGHTER			
<input type="checkbox"/> BROTHER	<input type="checkbox"/> FATHER-IN-LAW	<input type="checkbox"/> COUSIN			
<input type="checkbox"/> SISTER	<input type="checkbox"/> MOTHER-IN-LAW	<input type="checkbox"/> HIRED MAN			
<input type="checkbox"/> FATHER	<input type="checkbox"/> SON-IN-LAW	<input type="checkbox"/> ROOMER			
<input type="checkbox"/> MOTHER	<input type="checkbox"/> DAUGHTER-IN-LAW	<input type="checkbox"/> SERVANT			
<input type="checkbox"/> GRANDSON	<input type="checkbox"/> BROTHER-IN-LAW	<input type="checkbox"/> OTHER (Specify)			
<input type="checkbox"/> GRANDDAUGHTER	<input type="checkbox"/> SISTER-IN-LAW	_____			
<input type="checkbox"/> GRANDCHILD	<input type="checkbox"/> ORPHAN	_____			

FORM 10-637

1910 CENSUS INDEX - INDIVIDUAL

U.S. DEPARTMENT OF COMMERCE
BUREAU OF THE CENSUS

TEXAS

10300	HEAD OF FAMILY		White Luther M	144	SHEET 76
COLOR	W	AGE	34	BIRTHPLACE	Tenn
COUNTY	Jack			CITY	
OTHER MEMBERS OF FAMILY					
	NAME	RELATIONSHIP	AGE	BIRTHPLACE	
	Lillie	w	28		
	Arthur W	s	13		
	Bessie	d	11		
	Walter	s	8		
	Rosco	s	6		
	Albert	s	4		
	Beulah	d	2		

FORM 10-636

1910 CENSUS INDEX - FAMILY

U. S. DEPARTMENT OF COMMERCE
BUREAU OF THE CENSUS

TEXAS

W 300	NAME OF INDIVIDUAL <i>Wade, Leary</i>		E.D.	SHEET
COLOR <i>B</i>	AGE <i>14</i>	BIRTHPLACE	<i>57</i>	<i>94</i>
COUNTY <i>Nacogdoches</i>	CITY		VOL. <i>109</i>	
ENUMERATED WITH <i>Baxter, Gray</i>				
RELATIONSHIP TO ABOVE				
<input type="checkbox"/> SON	<input type="checkbox"/> NEPHEW	<input type="checkbox"/> STEPSON		
<input type="checkbox"/> DAUGHTER	<input type="checkbox"/> NIECE	<input checked="" type="checkbox"/> STEPDAUGHTER		
<input type="checkbox"/> BROTHER	<input type="checkbox"/> FATHER-IN-LAW	<input type="checkbox"/> COUSIN		
<input type="checkbox"/> SISTER	<input type="checkbox"/> MOTHER-IN-LAW	<input type="checkbox"/> HIRED MAN		
<input type="checkbox"/> FATHER	<input type="checkbox"/> SON-IN-LAW	<input type="checkbox"/> ROOMER		
<input type="checkbox"/> MOTHER	<input type="checkbox"/> DAUGHTER-IN-LAW	<input type="checkbox"/> SERVANT		
<input type="checkbox"/> GRANDSON	<input type="checkbox"/> BROTHER-IN-LAW	<input type="checkbox"/> OTHER (Specify)		
<input type="checkbox"/> GRANDDAUGHTER	<input type="checkbox"/> SISTER-IN-LAW			
<input type="checkbox"/> GRANDCHILD	<input type="checkbox"/> ORPHAN			

FORM 10-637
1910 CENSUS INDEX - INDIVIDUAL

U.S. DEPARTMENT OF COMMERCE
BUREAU OF THE CENSUS

TEXAS

0300		HEAD OF FAMILY Lehite, Leav		E.D. 43	SHEET B7
COLOR D	AGE 26	BIRTHPLACE		VOL. 35	
COUNTY Dallas			CITY Dallas		
OTHER MEMBERS OF FAMILY					
NAME		RELATION- SHIP	AGE	BIRTHPLACE	
King, Leav		W	21		
g, Leav		M	68	NC	

FORM 10-636

1910 CENSUS INDEX - FAMILY

U. S. DEPARTMENT OF COMMERCE
BUREAU OF THE CENSUS

TEXAS

11300		HEAD OF FAMILY		E.D.	SHEET
White		Leandia B		213	75
COLOR	AGE	BIRTHPLACE.		VOL.	
W	50	Miss		132	
COUNTY			CITY		
Swisher					
OTHER MEMBERS OF FAMILY					
NAME		RELATIONSHIP	AGE	BIRTHPLACE	
- Ruthie U		W	45	Miss	
Laura C		D	18	Okla	
Eva W		D	16		
Izora L		D	12		

FORM 10 636

1910 CENSUS INDEX - FAMILY

U.S. DEPARTMENT OF COMMERCE
BUREAU OF THE CENSUS

TEXAS

W300	HEAD OF FAMILY Wood Leander P.		E.D. 50	SHEET 109A
COLOR W	AGE 57	BIRTHPLACE Ark.	VOL. 41	
COUNTY Eastland		CITY		
OTHER MEMBERS OF FAMILY				
NAME		RELATIONSHIP	AGE	BIRTHPLACE
Minerva A.		W	47	Miss
Willie E.		S	19	
Lonnie P.		S.	17	
Bernice A.		D.	13	
Karnie D.		D	12	
Ruby P.		D	10	
Lillie M.		D	8	

FORM 10-636A

1910 CENSUS INDEX - INDIVIDUAL

U.S. DEPARTMENT OF COMMERCE
BUREAU OF THE CENSUS

TEXAS

W300		HEAD OF FAMILY		E.D.	SHEET
		White Leander G		23	282
COLOR	W	AGE	BIRTHPLACE	VOL.	
		46		48	
COUNTY	Erath		CITY		
OTHER MEMBERS OF FAMILY					
NAME		RELATIONSHIP	AGE	BIRTHPLACE	
Eva		W'	35		
Hubert		S	6		
Nellie		Ni	12		

FORM 10-636
1910 CENSUS INDEX - FAMILY

U. S. DEPARTMENT OF COMMERCE
BUREAU OF THE CENSUS

TEXAS

W 300.	HEAD OF FAMILY White Leander		E.D. 42	SHEET 148
COLOR W	AGE 47	BIRTHPLACE	VOL. 41	
COUNTY -		Eastland	CITY	
OTHER MEMBERS OF FAMILY				
	NAME	RELATION- SHIP	AGE	BIRTHPLACE
	Laura	W	41	Calif
	Lee T	S	24	
	Bessie	D	15	
	Eugene	S	12	
	Stella	D	7	
	Alvin	S	4	
	E 169			

FORM 10-636
1910 CENSUS INDEX - FAMILY

U.S. DEPARTMENT OF COMMERCE
BUREAU OF THE CENSUS

TEXAS

W 300	NAME OF INDIVIDUAL Wade Leaetta		E.D. 33	SHEET 10
COLOR B	AGE 4	BIRTHPLACE	VOL. - 19	
COUNTY Caldwell		CITY		
ENUMERATED WITH Wade Amy				
RELATIONSHIP TO ABOVE				
<input type="checkbox"/> SON	<input type="checkbox"/> NEPHEW	<input type="checkbox"/> STEPSON		
<input type="checkbox"/> DAUGHTER	<input checked="" type="checkbox"/> NIECE	<input type="checkbox"/> STEPDAUGHTER		
<input type="checkbox"/> BROTHER	<input type="checkbox"/> FATHER-IN-LAW	<input type="checkbox"/> COUSIN		
<input type="checkbox"/> SISTER	<input type="checkbox"/> MOTHER-IN-LAW	<input type="checkbox"/> HIRED MAN		
<input type="checkbox"/> FATHER	<input type="checkbox"/> SON-IN-LAW	<input type="checkbox"/> ROOMER		
<input type="checkbox"/> MOTHER	<input type="checkbox"/> DAUGHTER-IN-LAW	<input type="checkbox"/> SERVANT		
<input type="checkbox"/> GRANDSON	<input type="checkbox"/> BROTHER-IN-LAW	<input type="checkbox"/> OTHER (Specify)		
<input type="checkbox"/> GRANDDAUGHTER	<input type="checkbox"/> SISTER-IN-LAW			
<input type="checkbox"/> GRANDCHILD	<input type="checkbox"/> ORPHAN			

FORM 10 637
1910 CENSUS INDEX - INDIVIDUAL

U. S. DEPARTMENT OF COMMERCE
BUREAU OF THE CENSUS

TEXAS

W 300	HEAD OF FAMILY		E.D.	SHEET
	W. White, Lafayette J.		91	330
COLOR	AGE	BIRTHPLACE	VOL.	
W	34		91	
COUNTY	Lamar.		CITY	
OTHER MEMBERS OF FAMILY				
NAME		RELATIONSHIP	AGE	BIRTHPLACE
Mary Barron		W	21	

FORM 10 636
1910 CENSUS INDEX - FAMILY

U. S. DEPARTMENT OF COMMERCE
BUREAU OF THE CENSUS

TEXAS

W 300	NAME OF INDIVIDUAL <i>Wood, Lewis P.</i>		E.O. <i>27</i>	SHEET <i>227</i>
COLOR <i>W</i>	AGE <i>31</i>	BIRTHPLACE <i>Miss</i>	VOL. <i>1</i>	
COUNTY Boxer		CITY San Antonio		
ENUMERATED WITH <i>Wood, Lou</i>				
RELATIONSHIP TO ABOVE				
<input type="checkbox"/> SON	<input type="checkbox"/> NEPHEW	<input type="checkbox"/> STEPSON		
<input type="checkbox"/> DAUGHTER	<input type="checkbox"/> NIECE	<input type="checkbox"/> STEPDAUGHTER		
<input type="checkbox"/> BROTHER	<input type="checkbox"/> FATHER-IN-LAW	<input type="checkbox"/> COUSIN		
<input type="checkbox"/> SISTER	<input type="checkbox"/> MOTHER-IN-LAW	<input type="checkbox"/> HIRED MAN		
<input type="checkbox"/> FATHER	<input type="checkbox"/> SON-IN-LAW	<input type="checkbox"/> ROOMER		
<input type="checkbox"/> MOTHER	<input type="checkbox"/> DAUGHTER-IN-LAW	<input type="checkbox"/> SERVANT		
<input type="checkbox"/> GRANDSON	<input checked="" type="checkbox"/> BROTHER-IN-LAW	<input type="checkbox"/> OTHER (<i>Specify</i>)		
<input type="checkbox"/> GRANDDAUGHTER	<input type="checkbox"/> SISTER-IN-LAW			
<input type="checkbox"/> GRANDCHILD	<input type="checkbox"/> ORPHAN			

FORM 10-637
1910 CENSUS INDEX - INDIVIDUAL

U. S. DEPARTMENT OF COMMERCE
BUREAU OF THE CENSUS

TEXAS

W 300		HEAD OF FAMILY		E.D.	SHEET
W		W wife		269	6
COLOR	AGE	BIRTHPLACE		VOL.	
W	23			133	
COUNTY			CITY		
Taylor					
OTHER MEMBERS OF FAMILY					
NAME		RELATIONSHIP	AGE	BIRTHPLACE	
Gillie M		W	21		
Lawrence E		S	1		

FORM 10-636
1910 CENSUS INDEX - FAMILY.

U.S. DEPARTMENT OF COMMERCE
BUREAU OF THE CENSUS

TEXAS

W300	NAME OF INDIVIDUAL <i>Wheat Lawrence</i>		E.D. 71	SHEET 89
COLOR <i>B</i>	AGE <i>20</i>	BIRTHPLACE		VOL. <i>27</i>
COUNTY Harris		CITY Houston		
ENUMERATED WITH <i>Hodge William</i>				
RELATIONSHIP TO ABOVE				
<input type="checkbox"/> SON	<input type="checkbox"/> NEPHEW	<input type="checkbox"/> STEPSON		
<input type="checkbox"/> DAUGHTER	<input type="checkbox"/> NIECE	<input type="checkbox"/> STEPDAUGHTER		
<input type="checkbox"/> BROTHER	<input type="checkbox"/> FATHER-IN-LAW	<input type="checkbox"/> COUSIN		
<input type="checkbox"/> SISTER	<input type="checkbox"/> MOTHER-IN-LAW	<input type="checkbox"/> HIRED MAN		
<input type="checkbox"/> FATHER	<input checked="" type="checkbox"/> SON-IN-LAW	<input type="checkbox"/> ROOMER		
<input type="checkbox"/> MOTHER	<input type="checkbox"/> DAUGHTER-IN-LAW	<input type="checkbox"/> SERVANT		
<input type="checkbox"/> GRANDSON	<input type="checkbox"/> BROTHER-IN-LAW	<input type="checkbox"/> OTHER (Specify)		
<input type="checkbox"/> GRANDDAUGHTER	<input type="checkbox"/> SISTER-IN-LAW			
<input type="checkbox"/> GRANDCHILD	<input type="checkbox"/> ORPHAN			

FORM 10-637

1910 CENSUS INDEX - INDIVIDUAL

U.S. DEPARTMENT OF COMMERCE
BUREAU OF THE CENSUS

TEXAS

W300	HEAD OF FAMILY		Wood, Lawrence	E.D.	SHEET
COLOR	AGE	BIRTHPLACE.		VOL.	
D	25			18	11
COUNTY	Burleson			CITY	
OTHER MEMBERS OF FAMILY					
NAME		RELATIONSHIP	AGE	BIRTHPLACE	
Julia		W	33		
Cortelia		D	2		
Ophelia		D	9/12		

FORM 10-636
1910 CENSUS INDEX - FAMILY

U. S. DEPARTMENT OF COMMERCE
BUREAU OF THE CENSUS

TEXAS

W300		NAME OF INDIVIDUAL <i>White, Lawrence</i>		E.D. <i>26</i>	SHEET <i>11</i>
COLOR <i>W</i>	AGE <i>17</i>	BIRTHPLACE <i>Dick</i>		VOL. <i>130</i>	
COUNTY Tarrant			CITY Fort Worth		
ENUMERATED WITH <i>Wife, Joseph</i>					
RELATIONSHIP TO ABOVE					
<input type="checkbox"/> SON	<input checked="" type="checkbox"/> NEPHEW	<input type="checkbox"/> STEPSON			
<input type="checkbox"/> DAUGHTER	<input type="checkbox"/> NIECE	<input type="checkbox"/> STEPDAUGHTER			
<input type="checkbox"/> BROTHER	<input type="checkbox"/> FATHER-IN-LAW	<input type="checkbox"/> COUSIN			
<input type="checkbox"/> SISTER	<input type="checkbox"/> MOTHER-IN-LAW	<input type="checkbox"/> HIRED MAN			
<input type="checkbox"/> FATHER	<input type="checkbox"/> SON-IN-LAW	<input type="checkbox"/> ROOMER			
<input type="checkbox"/> MOTHER	<input type="checkbox"/> DAUGHTER-IN-LAW	<input type="checkbox"/> SERVANT			
<input type="checkbox"/> GRANDSON	<input type="checkbox"/> BROTHER-IN-LAW	<input type="checkbox"/> OTHER (<i>Specify</i>)			
<input type="checkbox"/> GRANDDAUGHTER	<input type="checkbox"/> SISTER-IN-LAW				
<input type="checkbox"/> GRANDCHILD	<input type="checkbox"/> ORPHAN				

FORM 10 637
1910 CENSUS INDEX - INDIVIDUAL

U. S. DEPARTMENT OF COMMERCE
BUREAU OF THE CENSUS

TEXAS

W'300	NAME OF INDIVIDUAL <i>White Lawrence</i>		E.D. <i>138</i>	SHEET <i>24</i>
COLOR <i>W</i>	AGE <i>8</i>	BIRTHPLACE	VOL. <i>135</i>	
COUNTY		CITY		
		<i>Titus</i>		
ENUMERATED WITH <i>Rosky Jr F</i>				
RELATIONSHIP TO ABOVE				
<input type="checkbox"/> SON	<input type="checkbox"/> NEPHEW	<input type="checkbox"/> STEPSON		
<input type="checkbox"/> DAUGHTER	<input type="checkbox"/> NIECE	<input type="checkbox"/> STEPDAUGHTER		
<input type="checkbox"/> BROTHER	<input type="checkbox"/> FATHER-IN-LAW	<input type="checkbox"/> COUSIN		
<input type="checkbox"/> SISTER	<input type="checkbox"/> MOTHER-IN-LAW	<input type="checkbox"/> HIRED MAN		
<input type="checkbox"/> FATHER	<input type="checkbox"/> SON-IN-LAW	<input type="checkbox"/> ROOMER		
<input type="checkbox"/> MOTHER	<input type="checkbox"/> DAUGHTER-IN-LAW	<input type="checkbox"/> SERVANT		
<input type="checkbox"/> GRANDSON	<input type="checkbox"/> BROTHER-IN-LAW	<input type="checkbox"/> OTHER (Specify)		
<input type="checkbox"/> GRANDDAUGHTER	<input type="checkbox"/> SISTER-IN-LAW	<input checked="" type="checkbox"/> <i>HB</i>		
<input type="checkbox"/> GRANDCHILD	<input type="checkbox"/> ORPHAN			

FORM BC-627 (5-5-67)
FORMERLY 10-637

1910 CENSUS INDEX - INDIVIDUAL

U.S. DEPARTMENT OF COMMERCE
BUREAU OF THE CENSUS

TEXAS

W300		NAME OF INDIVIDUAL <i>White Laura M.</i>		E.D. 97	SHEET 8
COLOR W	AGE 22	BIRTHPLACE		VOL. 37	
COUNTY Dallas		CITY <i>Lancaster</i>			
ENUMERATED WITH <i>White Mattie J.</i>					
RELATIONSHIP TO ABOVE					
<input type="checkbox"/> SON	<input type="checkbox"/> NEPHEW	<input type="checkbox"/> STEPSON			
<input type="checkbox"/> DAUGHTER	<input type="checkbox"/> NIECE	<input type="checkbox"/> STEPDAUGHTER			
<input type="checkbox"/> BROTHER	<input type="checkbox"/> FATHER-IN-LAW	<input type="checkbox"/> COUSIN			
<input type="checkbox"/> SISTER	<input type="checkbox"/> MOTHER-IN-LAW	<input type="checkbox"/> HIRED MAN			
<input type="checkbox"/> FATHER	<input type="checkbox"/> SON-IN-LAW	<input type="checkbox"/> ROOMER			
<input type="checkbox"/> MOTHER	<input checked="" type="checkbox"/> DAUGHTER-IN-LAW	<input type="checkbox"/> SERVANT			
<input type="checkbox"/> GRANDSON	<input type="checkbox"/> BROTHER-IN-LAW	<input type="checkbox"/> OTHER (Specify)			
<input type="checkbox"/> GRANDDAUGHTER	<input type="checkbox"/> SISTER-IN-LAW				
<input type="checkbox"/> GRANDCHILD	<input type="checkbox"/> ORPHAN				

FORM 10 637

1910 CENSUS INDEX - INDIVIDUAL

U S DEPARTMENT OF COMMERCE
BUREAU OF THE CENSUS

W 300		NAME OF INDIVIDUAL		TEXAS	
COLOR	AGE	BIRTHPLACE		E.D.	SHEET
W	5			94	94
COUNTY				VOL.	
Upshur				139	
CITY				Gilmer	
ENUMERATED WITH					
Shannon, James					
RELATIONSHIP TO ABOVE					
<input type="checkbox"/> SON	<input type="checkbox"/> NEPHEW	<input type="checkbox"/> STEPSON			
<input type="checkbox"/> DAUGHTER	<input type="checkbox"/> NIECE	<input type="checkbox"/> STEPDAUGHTER			
<input type="checkbox"/> BROTHER	<input type="checkbox"/> FATHER-IN-LAW	<input type="checkbox"/> COUSIN			
<input type="checkbox"/> SISTER	<input type="checkbox"/> MOTHER-IN-LAW	<input type="checkbox"/> HIRED MAN			
<input type="checkbox"/> FATHER	<input type="checkbox"/> SON-IN-LAW	<input type="checkbox"/> ROOMER			
<input type="checkbox"/> MOTHER	<input type="checkbox"/> DAUGHTER-IN-LAW	<input type="checkbox"/> SERVANT			
<input type="checkbox"/> GRANDSON	<input type="checkbox"/> BROTHER-IN-LAW	<input type="checkbox"/> OTHER (Specify)			
<input checked="" type="checkbox"/> GRANDDAUGHTER	<input type="checkbox"/> SISTER-IN-LAW	<input type="checkbox"/>			
<input type="checkbox"/> GRANDCHILD	<input type="checkbox"/> ORPHAN	<input type="checkbox"/>			

FORM BC-627 (5-5-67)
FORMERLY 10-637

1910 CENSUS INDEX - INDIVIDUAL

U.S. DEPARTMENT OF COMMERCE
BUREAU OF THE CENSUS

TEXAS

U 300	NAME OF INDIVIDUAL <i>White Laura G.</i>		E.O.	SHEET
COLOR <i>W.</i>	AGE <i>39</i>	BIRTHPLACE	<i>97</i>	<i>3</i>
COUNTY	CITY		VOL.	<i>37</i>
ENUMERATED WITH	<i>Dallas Lancaster</i>			
RELATIONSHIP TO ABOVE	<i>White Lou F.</i>			
<input type="checkbox"/> SON <input type="checkbox"/> DAUGHTER <input type="checkbox"/> BROTHER <input type="checkbox"/> SISTER <input type="checkbox"/> FATHER <input type="checkbox"/> MOTHER <input type="checkbox"/> GRANDSON <input checked="" type="checkbox"/> GRANDDAUGHTER <input type="checkbox"/> GRANDCHILD	<input type="checkbox"/> NEPHEW <input type="checkbox"/> NIECE <input type="checkbox"/> FATHER-IN-LAW <input type="checkbox"/> MOTHER-IN-LAW <input type="checkbox"/> SON-IN-LAW <input type="checkbox"/> DAUGHTER-IN-LAW <input type="checkbox"/> BROTHER-IN-LAW <input type="checkbox"/> SISTER-IN-LAW <input type="checkbox"/> ORPHAN	<input type="checkbox"/> STEPSON <input type="checkbox"/> STEPDAUGHTER <input type="checkbox"/> COUSIN <input type="checkbox"/> HIRED MAN <input type="checkbox"/> ROOMER <input type="checkbox"/> SERVANT <input type="checkbox"/> OTHER (Specify)		

FORM 10 637

1910 CENSUS INDEX - INDIVIDUAL

U. S. DEPARTMENT OF COMMERCE
BUREAU OF THE CENSUS

TEXAS

W 300		NAME OF INDIVIDUAL		E.D.	SHEET
COLOR	W	AGE	67	29	616
BIRTHPLACE		Ky.		VOL.	65
COUNTY			Hardin	CITY	
ENUMERATED WITH					
Wood, Christian L.					
RELATIONSHIP TO ABOVE					
<input type="checkbox"/> SON	<input checked="" type="checkbox"/> NEPHEW	<input type="checkbox"/> STEPSON			
<input type="checkbox"/> DAUGHTER	<input type="checkbox"/> NIECE	<input type="checkbox"/> STEPDAUGHTER			
<input type="checkbox"/> BROTHER	<input type="checkbox"/> FATHER-IN-LAW	<input type="checkbox"/> COUSIN			
<input type="checkbox"/> SISTER	<input type="checkbox"/> MOTHER-IN-LAW	<input type="checkbox"/> HIRED MAN			
<input type="checkbox"/> FATHER	<input type="checkbox"/> SON-IN-LAW	<input type="checkbox"/> ROOMER			
<input checked="" type="checkbox"/> MOTHER	<input type="checkbox"/> DAUGHTER-IN-LAW	<input type="checkbox"/> SERVANT			
<input type="checkbox"/> GRANDSON	<input type="checkbox"/> BROTHER-IN-LAW	<input type="checkbox"/> OTHER (Specify)			
<input type="checkbox"/> GRANDDAUGHTER	<input type="checkbox"/> SISTER-IN-LAW				
<input type="checkbox"/> GRANDCHILD	<input type="checkbox"/> ORPHAN				

FORM 10-637
1910 CENSUS INDEX - INDIVIDUAL

U.S. DEPARTMENT OF COMMERCE
BUREAU OF THE CENSUS

TEXAS

1500	HEAD OF FAMILY Wood Laura A		E.D. 262	SHEET 175
COLOR w	AGE 52	BIRTHPLACE	VOL. 148	
COUNTY -	Wise	CITY		
OTHER MEMBERS OF FAMILY				
	NAME	RELATION- SHIP	AGE	BIRTHPLACE
1	Earlene M	D	17	
	Pope; Albert L.	-5L	38	Miss
	Edna M	D	24	
1	Laura A	D	4 1/2	

FORM 10-636
1910 CENSUS INDEX - FAMILY

U. S. DEPARTMENT OF COMMERCE
BUREAU OF THE CENSUS

TEXAS

W300	NAME OF INDIVIDUAL <i>White - Laura</i>		E.D. <i>45</i>	SHEET <i>392</i>
COLOR <i>B</i>	AGE <i>20</i>	BIRTHPLACE <i>Tenn</i>	VOL. <i>34</i>	
COUNTY <i>Dallas</i>		CITY <i>Dallas</i>		
ENUMERATED WITH <i>White Laura</i>				
RELATIONSHIP TO ABOVE				
<input type="checkbox"/> SON	<input type="checkbox"/> NEPHEW	<input type="checkbox"/> STEPSON		
<input checked="" type="checkbox"/> DAUGHTER	<input type="checkbox"/> NIECE	<input type="checkbox"/> STEPDAUGHTER		
<input checked="" type="checkbox"/> BROTHER	<input type="checkbox"/> FATHER-IN-LAW	<input type="checkbox"/> COUSIN		
<input type="checkbox"/> SISTER	<input type="checkbox"/> MOTHER-IN-LAW	<input type="checkbox"/> HIRED MAN		
<input type="checkbox"/> FATHER	<input type="checkbox"/> SON-IN-LAW	<input type="checkbox"/> ROOMER		
<input type="checkbox"/> MOTHER	<input type="checkbox"/> DAUGHTER-IN-LAW	<input type="checkbox"/> SERVANT		
<input type="checkbox"/> GRANDSON	<input type="checkbox"/> BROTHER-IN-LAW	<input type="checkbox"/> OTHER (Specify)		
<input type="checkbox"/> GRANDDAUGHTER	<input type="checkbox"/> SISTER-IN-LAW	<i>Step - Brother</i>		
<input type="checkbox"/> GRANDCHILD	<input type="checkbox"/> ORPHAN			

FORM 10-637
1910 CENSUS INDEX - INDIVIDUAL

U.S. DEPARTMENT OF COMMERCE
BUREAU OF THE CENSUS

TEXAS

W 380		NAME OF INDIVIDUAL <i>Laura</i>		E.O.	SHEET
COLOR <i>W</i>	AGE <i>23</i>	BIRTHPLACE <i>Laura</i>		<i>17</i>	<i>15</i>
COUNTY <i>Cherokee</i>		CITY <i>Jacksonville</i>		VOL. <i>23</i>	
ENUMERATED WITH <i>George Andrew H</i>					
RELATIONSHIP TO ABOVE					
<input type="checkbox"/> SON <input type="checkbox"/> DAUGHTER <input type="checkbox"/> BROTHER <input type="checkbox"/> SISTER <input type="checkbox"/> FATHER <input type="checkbox"/> MOTHER <input type="checkbox"/> GRANDSON <input type="checkbox"/> GRANDDAUGHTER <input type="checkbox"/> GRANDCHILD		<input type="checkbox"/> NEPHEW <input checked="" type="checkbox"/> NIECE <input type="checkbox"/> FATHER-IN-LAW <input type="checkbox"/> MOTHER-IN-LAW <input type="checkbox"/> SON-IN-LAW <input type="checkbox"/> DAUGHTER-IN-LAW <input type="checkbox"/> BROTHER-IN-LAW <input type="checkbox"/> SISTER-IN-LAW <input type="checkbox"/> ORPHAN		<input type="checkbox"/> STEPSON <input type="checkbox"/> STEPDAUGHTER <input type="checkbox"/> COUSIN <input type="checkbox"/> HIRED MAN <input type="checkbox"/> ROOMER <input type="checkbox"/> SERVANT <input type="checkbox"/> OTHER (<i>Specify</i>)	

FORM 10.637
1910 CENSUS INDEX - INDIVIDUAL

U.S. DEPARTMENT OF COMMERCE
BUREAU OF THE CENSUS

TEXAS

20300	HEAD OF FAMILY <i>White</i>		<i>Laura</i>		E.D. 188	SHEET 79
COLOR <i>W</i>	AGE <i>59</i>	BIRTHPLACE			VOL. <i>96</i>	
COUNTY McCulloch			CITY <i>Brady</i>			
OTHER MEMBERS OF FAMILY						
	NAME	RELATIONSHIP	AGE	BIRTHPLACE		
	<i>Charlie</i>	<i>S</i>	<i>27</i>			
	<i>Laura</i>	<i>D</i>	<i>20</i>			
	<i>Benkins Marshall</i>	<i>S</i>	<i>22</i>			
	<i>Bo</i>					

FORM. 10 636

1910 CENSUS INDEX - FAMILY

U S DEPARTMENT OF COMMERCE
BUREAU OF THE CENSUS

TEXAS

W-300		NAME OF INDIVIDUAL G. J. [unclear]		E.D. 125	SHEET 118
COLOR W	AGE [unclear]	BIRTHPLACE		VOL. 13	
COUNTY Tarrant			CITY Fort Worth		
ENUMERATED WITH [unclear]					
RELATIONSHIP TO ABOVE					
<input type="checkbox"/> SON	<input checked="" type="checkbox"/> NEPHEW	<input type="checkbox"/> STEPSON			
<input type="checkbox"/> DAUGHTER	<input type="checkbox"/> NIECE	<input type="checkbox"/> STEPDAUGHTER			
<input type="checkbox"/> BROTHER	<input type="checkbox"/> FATHER-IN-LAW	<input type="checkbox"/> COUSIN			
<input type="checkbox"/> SISTER	<input type="checkbox"/> MOTHER-IN-LAW	<input type="checkbox"/> HIRED MAN			
<input type="checkbox"/> FATHER	<input type="checkbox"/> SON-IN-LAW	<input checked="" type="checkbox"/> ROOMER			
<input type="checkbox"/> MOTHER	<input type="checkbox"/> DAUGHTER-IN-LAW	<input type="checkbox"/> SERVANT			
<input type="checkbox"/> GRANDSON	<input type="checkbox"/> BROTHER-IN-LAW	<input type="checkbox"/> OTHER (Specify)			
<input type="checkbox"/> GRANDDAUGHTER	<input type="checkbox"/> SISTER-IN-LAW				
<input type="checkbox"/> GRANDCHILD	<input type="checkbox"/> ORPHAN				

FORM 10 637
1910 CENSUS INDEX - INDIVIDUAL

U. S. DEPARTMENT OF COMMERCE
BUREAU OF THE CENSUS

TEXAS

W300		NAME OF INDIVIDUAL <i>White, Laura</i>		E.D.	SHEET
COLOR <i>B</i>	AGE <i>22</i>	BIRTHPLACE		<i>119</i>	<i>189</i>
COUNTY <i>Tarrant</i>			CITY <i>Fort Worth</i>		
ENUMERATED WITH <i>Landman, David W</i>					
RELATIONSHIP TO ABOVE					
<input type="checkbox"/> SON	<input type="checkbox"/> NEPHEW	<input type="checkbox"/> STEPSON			
<input type="checkbox"/> DAUGHTER	<input type="checkbox"/> NIECE	<input type="checkbox"/> STEPDAUGHTER			
<input type="checkbox"/> BROTHER	<input type="checkbox"/> FATHER-IN-LAW	<input type="checkbox"/> COUSIN			
<input type="checkbox"/> SISTER	<input type="checkbox"/> MOTHER-IN-LAW	<input type="checkbox"/> HIRED MAN			
<input type="checkbox"/> FATHER	<input type="checkbox"/> SON-IN-LAW	<input type="checkbox"/> ROOMER			
<input type="checkbox"/> MOTHER	<input type="checkbox"/> DAUGHTER-IN-LAW	<input type="checkbox"/> SERVANT			
<input type="checkbox"/> GRANDSON	<input type="checkbox"/> BROTHER-IN-LAW	<input checked="" type="checkbox"/> OTHER (Specify) <i>maid</i>			
<input type="checkbox"/> GRANDDAUGHTER	<input type="checkbox"/> SISTER-IN-LAW				
<input type="checkbox"/> GRANDCHILD	<input type="checkbox"/> ORPHAN				

FORM 10 637

1910 CENSUS INDEX - INDIVIDUAL

U.S. DEPARTMENT OF COMMERCE
BUREAU OF THE CENSUS

TEXAS

W300	NAME OF INDIVIDUAL <i>White, Laura</i>		E.D. <i>182</i>	SHEET <i>275</i>
COLOR <i>W</i>	AGE <i>36</i>	BIRTHPLACE <i>Tenn</i>	VOL. <i>113</i>	
COUNTY <i>Palo Pinto</i>		CITY		
ENUMERATED WITH <i>White, Rufus F E</i>				
RELATIONSHIP TO ABOVE				
<input type="checkbox"/> SON	<input type="checkbox"/> NEPHEW	<input type="checkbox"/> STEPSON		
<input type="checkbox"/> DAUGHTER	<input type="checkbox"/> NIECE	<input type="checkbox"/> STEPDAUGHTER		
<input type="checkbox"/> BROTHER	<input type="checkbox"/> FATHER-IN-LAW	<input type="checkbox"/> COUSIN		
<input checked="" type="checkbox"/> SISTER	<input type="checkbox"/> MOTHER-IN-LAW	<input type="checkbox"/> HIRED MAN		
<input type="checkbox"/> FATHER	<input type="checkbox"/> SON-IN-LAW	<input type="checkbox"/> ROOMER		
<input type="checkbox"/> MOTHER	<input type="checkbox"/> DAUGHTER-IN-LAW	<input type="checkbox"/> SERVANT		
<input type="checkbox"/> GRANDSON	<input type="checkbox"/> BROTHER-IN-LAW	<input type="checkbox"/> OTHER (Specify)		
<input type="checkbox"/> GRANDDAUGHTER	<input type="checkbox"/> SISTER-IN-LAW			
<input type="checkbox"/> GRANDCHILD	<input type="checkbox"/> ORPHAN			

FORM 10-637
1910 CENSUS INDEX - INDIVIDUAL

U. S. DEPARTMENT OF COMMERCE
BUREAU OF THE CENSUS

TEXAS

W 300		HEAD OF FAMILY		E.D.	SHEET
COLOR		AGE	BIRTHPLACE	VOL.	
- 13		41	La	92-100	
COUNTY			CITY		
Nacogdoches					
OTHER MEMBERS OF FAMILY					
NAME		RELATIONSHIP	AGE	BIRTHPLACE	
/ Annie		L	22	La	
- / Alton		S	15	/	
Barnes, Ethel		W	3	/	

FORM 10 636
1910 CENSUS INDEX - FAMILY

U. S. DEPARTMENT OF COMMERCE
BUREAU OF THE CENSUS

TEXAS

W300		NAME OF INDIVIDUAL		E.P.		SHEET	
COLOR		AGE		BIRTHPLACE		VOL.	
B		7 2/12		Wade Laura		109 197	
COUNTY				CITY			
Nacogdoches							
ENUMERATED WITH							
Wade Friday							
RELATIONSHIP TO ABOVE							
<input type="checkbox"/> SON	<input type="checkbox"/> NEPHEW	<input type="checkbox"/> STEPSON					
<input type="checkbox"/> DAUGHTER	<input type="checkbox"/> NIECE	<input checked="" type="checkbox"/> STEPDAUGHTER					
<input type="checkbox"/> BROTHER	<input type="checkbox"/> FATHER-IN-LAW	<input type="checkbox"/> COUSIN					
<input type="checkbox"/> SISTER	<input type="checkbox"/> MOTHER-IN-LAW	<input type="checkbox"/> HIRED MAN					
<input type="checkbox"/> FATHER	<input type="checkbox"/> SON-IN-LAW	<input type="checkbox"/> ROOMER					
<input type="checkbox"/> MOTHER	<input type="checkbox"/> DAUGHTER-IN-LAW	<input type="checkbox"/> SERVANT					
<input type="checkbox"/> GRANDSON	<input type="checkbox"/> BROTHER-IN-LAW	<input type="checkbox"/> OTHER (Specify)					
<input type="checkbox"/> GRANDDAUGHTER	<input type="checkbox"/> SISTER-IN-LAW						
<input type="checkbox"/> GRANDCHILD	<input type="checkbox"/> ORPHAN						

FORM 10 637
1910 CENSUS INDEX - INDIVIDUAL

U. S. DEPARTMENT OF COMMERCE
BUREAU OF THE CENSUS

TEXAS

6300	HEAD OF FAMILY Wood Laura		E.D. 41	SHEET 168
COLOR B	AGE 35	BIRTHPLACE		VOL. 69
COUNTY Harris		CITY		
OTHER MEMBERS OF FAMILY				
NAME	RELATIONSHIP	AGE	BIRTHPLACE	
Edwin	S	9		
Judy M	D	6		

FORM 10 636
1910 CENSUS INDEX - FAMILYU. S. DEPARTMENT OF COMMERCE
BUREAU OF THE CENSUS

TEXAS

W300		HEAD OF FAMILY		E.D.	SHEET
COLOR	AGE	BIRTHPLACE		52	56
W	55			VOL.	66
COUNTY	Harris		CITY	Houston	
OTHER MEMBERS OF FAMILY					
NAME		RELATIONSHIP	AGE	BIRTHPLACE	
-					
Seeing below					
-					
-					
-					
-					
-					
-					
-					

FORM 10-636
1910 CENSUS INDEX - FAMILY

U.S. DEPARTMENT OF COMMERCE
BUREAU OF THE CENSUS

TEXAS

1300		NAME OF INDIVIDUAL		White, Laura		E.D.	SHEET
COLOR	W.	AGE	61	BIRTHPLACE		20	3
COUNTY	Bee			CITY	Beville		
ENUMERATED WITH		Deloney, William W					
RELATIONSHIP TO ABOVE		<input type="checkbox"/> SON <input type="checkbox"/> DAUGHTER <input type="checkbox"/> BROTHER <input type="checkbox"/> SISTER <input type="checkbox"/> FATHER <input type="checkbox"/> MOTHER <input type="checkbox"/> GRANDSON <input type="checkbox"/> GRANDDAUGHTER <input type="checkbox"/> GRANDCHILD <input type="checkbox"/> NEPHEW <input type="checkbox"/> NIECE <input type="checkbox"/> FATHER-IN-LAW <input checked="" type="checkbox"/> MOTHER-IN-LAW <input type="checkbox"/> SON-IN-LAW <input type="checkbox"/> DAUGHTER-IN-LAW <input type="checkbox"/> BROTHER-IN-LAW <input type="checkbox"/> SISTER-IN-LAW <input type="checkbox"/> ORPHAN <input type="checkbox"/> STEPSON <input type="checkbox"/> STEPDAUGHTER <input type="checkbox"/> COUSIN <input type="checkbox"/> HIRED MAN <input type="checkbox"/> ROOMER <input type="checkbox"/> SERVANT <input type="checkbox"/> OTHER (Specify)					

FORM 10-637
 1910 CENSUS INDEX -- INDIVIDUAL

U.S. DEPARTMENT OF COMMERCE
 BUREAU OF THE CENSUS

TEXAS

W 300		NAME OF INDIVIDUAL <i>White Laura</i>		E.O.	SHEET
COLOR <i>w</i>	AGE <i>58</i>	BIRTHPLACE <i>mo</i>		<i>706</i>	<i>195</i>
COUNTY <i>Grayson</i>			CITY <i>60</i>		
ENUMERATED WITH <i>Jawler Fox</i>					
RELATIONSHIP TO ABOVE					
<input type="checkbox"/> SON	<input type="checkbox"/> NEPHEW	<input type="checkbox"/> STEPSON			
<input type="checkbox"/> DAUGHTER	<input type="checkbox"/> NIECE	<input type="checkbox"/> STEPDAUGHTER			
<input type="checkbox"/> BROTHER	<input type="checkbox"/> FATHER-IN-LAW	<input type="checkbox"/> COUSIN			
<input type="checkbox"/> SISTER	<input checked="" type="checkbox"/> MOTHER-IN-LAW	<input type="checkbox"/> HIRED MAN			
<input type="checkbox"/> FATHER	<input type="checkbox"/> SON-IN-LAW	<input type="checkbox"/> ROOMER			
<input type="checkbox"/> MOTHER	<input type="checkbox"/> DAUGHTER-IN-LAW	<input type="checkbox"/> SERVANT			
<input type="checkbox"/> GRANDSON	<input type="checkbox"/> BROTHER-IN-LAW	<input type="checkbox"/> OTHER (<i>Specify</i>)			
<input type="checkbox"/> GRANDDAUGHTER	<input type="checkbox"/> SISTER-IN-LAW				
<input type="checkbox"/> GRANDCHILD	<input type="checkbox"/> ORPHAN				

FORM 10 637
1910 CENSUS INDEX - INDIVIDUAL

U.S. DEPARTMENT OF COMMERCE
BUREAU OF THE CENSUS

TEXAS

W 300		NAME OF INDIVIDUAL <i>White James</i>		E.D. <i>87</i>	SHEET <i>122</i>
COLOR <i>B-</i>	AGE <i>22</i>	BIRTHPLACE <i>U.S.</i>		VOL. <i>61</i>	
COUNTY <i>Grayson</i>		CITY <i>Dominion</i>			
ENUMERATED WITH <i>Eubank Will</i>					
RELATIONSHIP TO ABOVE					
<input type="checkbox"/> SON	<input type="checkbox"/> NEPHEW	<input type="checkbox"/> STEPSON			
<input type="checkbox"/> DAUGHTER	<input checked="" type="checkbox"/> NYCE	<input type="checkbox"/> STEPDAUGHTER			
<input type="checkbox"/> BROTHER	<input type="checkbox"/> FATHER-IN-LAW	<input type="checkbox"/> COUSIN			
<input type="checkbox"/> SISTER	<input type="checkbox"/> MOTHER-IN-LAW	<input type="checkbox"/> HIRED MAN			
<input type="checkbox"/> FATHER	<input type="checkbox"/> SON-IN-LAW	<input type="checkbox"/> ROOMER			
<input type="checkbox"/> MOTHER	<input type="checkbox"/> DAUGHTER-IN-LAW	<input type="checkbox"/> SERVANT			
<input type="checkbox"/> GRANDSON	<input type="checkbox"/> BROTHER-IN-LAW	<input type="checkbox"/> OTHER (Specify) _____			
<input type="checkbox"/> GRANDDAUGHTER	<input type="checkbox"/> SISTER-IN-LAW				
<input type="checkbox"/> GRANDCHILD	<input type="checkbox"/> ORPHAN				

FORM 10.637

1910 CENSUS INDEX - INDIVIDUAL

U.S. DEPARTMENT OF COMMERCE
BUREAU OF THE CENSUS

TEXAS

W 300	NAME OF INDIVIDUAL <i>White, Laura</i>		E.O. <i>34</i>	SHEET <i>363</i>
COLOR <i>B</i>	AGE <i>13</i>	BIRTHPLACE	VOL. <i>58</i>	
COUNTY <i>Grimes</i>		CITY		
ENUMERATED WITH <i>Davis, Rose</i>				
RELATIONSHIP TO ABOVE				
<input type="checkbox"/> SON	<input type="checkbox"/> NEPHEW	<input type="checkbox"/> STEPSON		
<input type="checkbox"/> DAUGHTER	<input checked="" type="checkbox"/> NIECE	<input type="checkbox"/> STEPDAUGHTER		
<input type="checkbox"/> BROTHER	<input type="checkbox"/> FATHER-IN-LAW	<input type="checkbox"/> COUSIN		
<input type="checkbox"/> SISTER	<input type="checkbox"/> MOTHER-IN-LAW	<input type="checkbox"/> HIRED MAN		
<input type="checkbox"/> FATHER	<input type="checkbox"/> SON-IN-LAW	<input type="checkbox"/> ROOMER		
<input type="checkbox"/> MOTHER	<input type="checkbox"/> DAUGHTER-IN-LAW	<input type="checkbox"/> SERVANT		
<input type="checkbox"/> GRANDSON	<input type="checkbox"/> BROTHER-IN-LAW	<input type="checkbox"/> OTHER (<i>Specify</i>)		
<input type="checkbox"/> GRANDDAUGHTER	<input type="checkbox"/> SISTER-IN-LAW			
<input type="checkbox"/> GRANDCHILD	<input type="checkbox"/> ORPHAN			

FORM 10-637

1910 CENSUS INDEX - INDIVIDUAL

U.S. DEPARTMENT OF COMMERCE
BUREAU OF THE CENSUS

TEXAS

u 300		NAME OF INDIVIDUAL White, Laura		E.O. 154	SHEET 38
COLOR w	AGE 24	BIRTHPLACE		VOL. 88	
COUNTY Kendall			CITY Boerne		
ENUMERATED WITH Phillip, Minna					
RELATIONSHIP TO ABOVE					
<input type="checkbox"/> SON	<input type="checkbox"/> NEPHEW	<input type="checkbox"/> STEPSON			
<input type="checkbox"/> DAUGHTER	<input type="checkbox"/> NIECE	<input type="checkbox"/> STEPDAUGHTER			
<input type="checkbox"/> BROTHER	<input checked="" type="checkbox"/> FATHER-IN-LAW	<input type="checkbox"/> COUSIN			
<input type="checkbox"/> SISTER	<input type="checkbox"/> MOTHER-IN-LAW	<input type="checkbox"/> HIRED MAN			
<input type="checkbox"/> FATHER	<input type="checkbox"/> SON-IN-LAW	<input type="checkbox"/> ROOMER			
<input type="checkbox"/> MOTHER	<input type="checkbox"/> DAUGHTER-IN-LAW	<input type="checkbox"/> SERVANT			
<input type="checkbox"/> GRANDSON	<input type="checkbox"/> BROTHER-IN-LAW	<input type="checkbox"/> OTHER (Specify)			
<input type="checkbox"/> GRANDDAUGHTER	<input type="checkbox"/> SISTER-IN-LAW				
<input type="checkbox"/> GRANDCHILD	<input type="checkbox"/> ORPHAN				

FORM 10-637
1910 CENSUS INDEX - INDIVIDUAL

U. S. DEPARTMENT OF COMMERCE
BUREAU OF THE CENSUS

TEXAS

W300	HEAD OF FAMILY		E.D.	SHEET
COLOR	AGE	BIRTHPLACE	45	392
Mu.	30	Ta.	VOL.	34
COUNTY	Dallas	CITY Dallas		
OTHER MEMBERS OF FAMILY				
	NAME	RELATIONSHIP	AGE	BIRTHPLACE
-	Adam	F	56	Ta.
	Henry	B	32	
-	Allan	SB	20	Tenn.
	Florence	SSi	18	

FORM 10 636

1910 CENSUS INDEX - FAMILY

U.S. DEPARTMENT OF COMMERCE
BUREAU OF THE CENSUS

TEXAS

W 200	HEAD OF FAMILY <i>Wright, Laura</i>		E.D. <i>117</i>	SHEET <i>410</i>
COLOR <i>B</i>	AGE <i>46</i>	BIRTHPLACE	VOL. <i>118</i>	
COUNTY <i>Robertson</i>		CITY		
OTHER MEMBERS OF FAMILY				
NAME		RELATION- SHIP	AGE	BIRTHPLACE
<i>Wright, Arthur</i>		<i>son</i>	<i>11</i>	

FORM 10 636
1910 CENSUS INDEX - FAMILY

U. S. DEPARTMENT OF COMMERCE
BUREAU OF THE CENSUS

TEXAS

W300	NAME OF INDIVIDUAL <i>White Laura</i>		E.D. <i>226</i>	SHEET <i>237</i>
COLOR <i>B</i>	AGE <i>23</i>	BIRTHPLACE	VOL. <i>141</i>	
COUNTY <i>Wichita</i>	CITY <i>Wichita Falls</i>			
ENUMERATED WITH <i>Greenaway Sevilla</i>				
RELATIONSHIP TO ABOVE				
<input type="checkbox"/> SON	<input type="checkbox"/> NEPHEW	<input type="checkbox"/> STEPSON		
<input type="checkbox"/> DAUGHTER	<input type="checkbox"/> NIECE	<input type="checkbox"/> STEPDAUGHTER		
<input type="checkbox"/> BROTHER	<input type="checkbox"/> FATHER-IN-LAW	<input type="checkbox"/> COUSIN		
<input type="checkbox"/> SISTER	<input type="checkbox"/> MOTHER-IN-LAW	<input type="checkbox"/> HIRED MAN		
<input type="checkbox"/> FATHER	<input type="checkbox"/> SON-IN-LAW	<input checked="" type="checkbox"/> GROOMER		
<input type="checkbox"/> MOTHER	<input type="checkbox"/> DAUGHTER-IN-LAW	<input type="checkbox"/> SERVANT		
<input type="checkbox"/> GRANDSON	<input type="checkbox"/> BROTHER-IN-LAW	<input type="checkbox"/> OTHER (Specify)		
<input type="checkbox"/> GRANDDAUGHTER	<input type="checkbox"/> SISTER-IN-LAW			
<input type="checkbox"/> GRANDCHILD	<input type="checkbox"/> ORPHAN			

FORM BC-627 (5-19-65)
FORMER 1-19-63U S DEPARTMENT OF COMMERCE
BUREAU OF THE CENSUS

1910 CENSUS INDEX - INDIVIDUAL

TEXAS

W.300		NAME OF INDIVIDUAL		E.D.		SHEET	
COLOR		AGE		BIRTHPLACE		115 252	
W		67		Tenn		VOL. 142	
COUNTY				CITY			
Williamson							
ENUMERATED WITH							
Wood Rent?							
RELATIONSHIP TO ABOVE							
<input type="checkbox"/> SON	<input type="checkbox"/> NEPHEW						
<input type="checkbox"/> DAUGHTER	<input type="checkbox"/> NIECE						
<input type="checkbox"/> BROTHER	<input type="checkbox"/> FATHER-IN-LAW						
<input checked="" type="checkbox"/> SISTER	<input type="checkbox"/> MOTHER-IN-LAW						
<input type="checkbox"/> FATHER	<input type="checkbox"/> SON-IN-LAW						
<input type="checkbox"/> MOTHER	<input type="checkbox"/> DAUGHTER-IN-LAW						
<input type="checkbox"/> GRANDSON	<input type="checkbox"/> BROTHER-IN-LAW						
<input type="checkbox"/> GRANDDAUGHTER	<input type="checkbox"/> SISTER-IN-LAW						
<input type="checkbox"/> GRANDCHILD	<input type="checkbox"/> ORPHAN						
		<input type="checkbox"/> STEPSON					
		<input type="checkbox"/> STEPDAUGHTER					
		<input type="checkbox"/> COUSIN					
		<input type="checkbox"/> HIRED MAN					
		<input type="checkbox"/> ROOMER					
		<input type="checkbox"/> SERVANT					
		<input type="checkbox"/> OTHER (Specify)					

FORM 8C-627 (5-5-67)
FORMERLY 10-637

1910 CENSUS INDEX - INDIVIDUAL

U.S. DEPARTMENT OF COMMERCE
BUREAU OF THE CENSUS

TEXAS

W300	NAME OF INDIVIDUAL Wyatt, Laura		E.D. 109	SHEET 157
COLOR W	AGE 49	BIRTHPLACE TX	VOL 79	
COUNTY Hunt		CITY		
ENUMERATED WITH Robinson, A. A.				
RELATIONSHIP TO ABOVE				
<input type="checkbox"/> SON	<input type="checkbox"/> NEPHEW	<input type="checkbox"/> STEPSON		
<input type="checkbox"/> DAUGHTER	<input type="checkbox"/> NIECE	<input type="checkbox"/> STEPDAUGHTER		
<input type="checkbox"/> BROTHER	<input type="checkbox"/> FATHER-IN-LAW	<input type="checkbox"/> COUSIN		
<input type="checkbox"/> SISTER	<input type="checkbox"/> MOTHER-IN-LAW	<input type="checkbox"/> HIRED MAN		
<input type="checkbox"/> FATHER	<input type="checkbox"/> SON-IN-LAW	<input type="checkbox"/> ROOMER		
<input type="checkbox"/> MOTHER	<input type="checkbox"/> DAUGHTER-IN-LAW	<input type="checkbox"/> SERVANT		
<input type="checkbox"/> GRANDSON	<input type="checkbox"/> BROTHER-IN-LAW	<input type="checkbox"/> OTHER (Specify)		
<input type="checkbox"/> GRANDDAUGHTER	<input checked="" type="checkbox"/> SISTER-IN-LAW			
<input type="checkbox"/> GRANDCHILD	<input type="checkbox"/> ORPHAN			

FORM 10-637
1910 CENSUS INDEX - INDIVIDUAL

U.S. DEPARTMENT OF COMMERCE
BUREAU OF THE CENSUS

TEXAS

W300	NAME OF INDIVIDUAL <i>White, Laura</i>		E.O. <i>156</i>	SHEET <i>49</i>
COLOR <i>W</i>	AGE <i>21</i>	BIRTHPLACE	VOL. <i>96</i>	
COUNTY <i>Lynn</i>		CITY		
ENUMERATED WITH <i>Nevill, Joseph C</i>				
RELATIONSHIP TO ABOVE				
<input type="checkbox"/> SON	<input type="checkbox"/> NEPHEW	<input type="checkbox"/> STEPSON		
<input checked="" type="checkbox"/> DAUGHTER	<input type="checkbox"/> NIECE	<input type="checkbox"/> STEPDAUGHTER		
<input type="checkbox"/> BROTHER	<input type="checkbox"/> FATHER-IN-LAW	<input type="checkbox"/> COUSIN		
<input type="checkbox"/> SISTER	<input type="checkbox"/> MOTHER-IN-LAW	<input type="checkbox"/> HIRED MAN		
<input type="checkbox"/> FATHER	<input type="checkbox"/> SON-IN-LAW	<input type="checkbox"/> ROOMER		
<input type="checkbox"/> MOTHER	<input type="checkbox"/> DAUGHTER-IN-LAW	<input type="checkbox"/> SERVANT		
<input type="checkbox"/> GRANDSON	<input type="checkbox"/> BROTHER-IN-LAW	<input type="checkbox"/> OTHER (Specify)		
<input type="checkbox"/> GRANDDAUGHTER	<input type="checkbox"/> SISTER-IN-LAW			
<input type="checkbox"/> GRANDCHILD	<input type="checkbox"/> ORPHAN			

FORM 10-637
1910 CENSUS INDEX - INDIVIDUAL

U. S. DEPARTMENT OF COMMERCE
BUREAU OF THE CENSUS

W 300		NAME OF INDIVIDUAL <i>Wade, Laura</i>		TEXAS	
COLOR B	AGE 78	BIRTHPLACE		E.D. 98	SHEET 45
COUNTY Navarro		CITY		VOL. 108	
ENUMERATED WITH <i>Lee, Clarence</i>					
RELATIONSHIP TO ABOVE					
<input type="checkbox"/> SON	<input type="checkbox"/> NEPHEW	<input type="checkbox"/> STEPSON			
<input type="checkbox"/> DAUGHTER	<input type="checkbox"/> NIECE	<input checked="" type="checkbox"/> STEPDAUGHTER			
<input type="checkbox"/> BROTHER	<input type="checkbox"/> FATHER-IN-LAW	<input type="checkbox"/> COUSIN			
<input type="checkbox"/> SISTER	<input type="checkbox"/> MOTHER-IN-LAW	<input type="checkbox"/> HIRED MAN			
<input type="checkbox"/> FATHER	<input type="checkbox"/> SON-IN-LAW	<input type="checkbox"/> ROOMER			
<input type="checkbox"/> MOTHER	<input type="checkbox"/> DAUGHTER-IN-LAW	<input type="checkbox"/> SERVANT			
<input type="checkbox"/> GRANDSON	<input type="checkbox"/> BROTHER-IN-LAW	<input type="checkbox"/> OTHER (Specify)			
<input type="checkbox"/> GRANDDAUGHTER	<input type="checkbox"/> SISTER-IN-LAW				
<input type="checkbox"/> GRANDCHILD	<input type="checkbox"/> ORPHAN				

FORM 10-637
1910 CENSUS INDEX - INDIVIDUAL

U.S. DEPARTMENT OF COMMERCE
BUREAU OF THE CENSUS

TEXAS

W 300	HEAD OF FAMILY		E. D.		SHEET	
COLOR	AGE	BIRTHPLACE	71		461	
COUNTY	Jefferson		VOL		83	
			CITY			
OTHER MEMBERS OF FAMILY						
NAME		RELATIONSHIP	AGE	BIRTHPLACE		
E. L. L...			7			

FORM 10 636
 1910 CENSUS INDEX - FAMILY

U. S. DEPARTMENT OF COMMERCE
 BUREAU OF THE CENSUS

TEXAS

W300	NAME OF INDIVIDUAL <i>White, Laura</i>		E.O. 63	SHEET 63
COLOR <i>B</i>	AGE 46	BIRTHPLACE	VOL. 9	
COUNTY Bexar		CITY San Antonio		
ENUMERATED WITH <i>Hughes, James B</i>				
RELATIONSHIP TO ABOVE				
<input type="checkbox"/> SON	<input type="checkbox"/> NEPHEW	<input type="checkbox"/> STEPSON		
<input type="checkbox"/> DAUGHTER	<input type="checkbox"/> NIECE	<input type="checkbox"/> STEPDAUGHTER		
<input type="checkbox"/> BROTHER	<input type="checkbox"/> FATHER-IN-LAW	<input type="checkbox"/> COUSIN		
<input type="checkbox"/> SISTER	<input type="checkbox"/> MOTHER-IN-LAW	<input type="checkbox"/> HIRED MAN		
<input type="checkbox"/> FATHER	<input type="checkbox"/> SON-IN-LAW	<input type="checkbox"/> ROOMER		
<input type="checkbox"/> MOTHER	<input type="checkbox"/> DAUGHTER-IN-LAW	<input type="checkbox"/> SERVANT		
<input type="checkbox"/> GRANDSON	<input type="checkbox"/> BROTHER-IN-LAW	<input checked="" type="checkbox"/> OTHER (Specify)		
<input type="checkbox"/> GRANDDAUGHTER	<input type="checkbox"/> SISTER-IN-LAW	<i>Cook</i>		
<input type="checkbox"/> GRANDCHILD	<input type="checkbox"/> ORPHAN			

FORM 10-637
1910 CENSUS INDEX - INDIVIDUAL

U. S. DEPARTMENT OF COMMERCE
BUREAU OF THE CENSUS

TEXAS

U3100	NAME OF INDIVIDUAL <i>Wesley Lattie</i>		E.D. <i>14</i>	SHEET <i>5</i>
COLOR <i>W</i>	AGE <i>20</i>	BIRTH PLACE	VOL <i>29</i>	

COUNTY <i>Comanche</i>	CITY
---------------------------	------

ENUMERATED WITH
Lasater, David

RELATIONSHIP TO ABOVE

- | | | |
|--|--|--|
| <input type="checkbox"/> SON | <input type="checkbox"/> NEPHEW | <input type="checkbox"/> STEPSON |
| <input checked="" type="checkbox"/> DAUGHTER | <input type="checkbox"/> NIECE | <input type="checkbox"/> STEPDAUGHTER |
| <input type="checkbox"/> BROTHER | <input type="checkbox"/> FATHER-IN-LAW | <input type="checkbox"/> COUSIN |
| <input type="checkbox"/> SISTER | <input type="checkbox"/> MOTHER-IN-LAW | <input type="checkbox"/> HIRED MAN |
| <input type="checkbox"/> FATHER | <input type="checkbox"/> SON-IN-LAW | <input type="checkbox"/> ROOMER |
| <input type="checkbox"/> MOTHER | <input type="checkbox"/> DAUGHTER-IN-LAW | <input type="checkbox"/> SERVANT |
| <input type="checkbox"/> GRANDSON | <input type="checkbox"/> BROTHER-IN-LAW | <input type="checkbox"/> OTHER (Specify) |
| <input type="checkbox"/> GRANDDAUGHTER | <input type="checkbox"/> SISTER-IN-LAW | |
| <input type="checkbox"/> GRANDCHILD | <input type="checkbox"/> ORPHAN | |

FORM 10 637
1910 CENSUS INDEX - INDIVIDUAL

U.S. DEPARTMENT OF COMMERCE
BUREAU OF THE CENSUS

TEXAS

44500	HEAD OF FAMILY <i>Photo Larry D</i>		E.D. 248	SHEET 348
COLOR <i>W</i>	AGE 28	BIRTHPLACE		VOL. 148
COUNTY <i>Wise</i>		CITY <i>Seecatur</i>		
OTHER MEMBERS OF FAMILY				
NAME		RELATIONSHIP	AGE	BIRTHPLACE
<i>Louise Stone</i>				

FORM 10-636
1910 CENSUS INDEX - FAMILY

U. S. DEPARTMENT OF COMMERCE
BUREAU OF THE CENSUS

TEXAS

c 300		HEAD OF FAMILY		E.D.	SHEET
COLOR		AGE	BIRTHPLACE	46	298
B		28		VOL.	92
COUNTY			CITY		
Lee					
OTHER MEMBERS OF FAMILY					
NAME		RELATIONSHIP	AGE	BIRTHPLACE	
Ida		w	27		

FORM 10-636
1910 CENSUS INDEX - FAMILY

U. S. DEPARTMENT OF COMMERCE
BUREAU OF THE CENSUS

TEXAS

W 300		NAME OF INDIVIDUAL		E.D.	SHEET
COLOR	P	AGE	BIRTHPLACE	141	261
Matagorda			CITY	VOL. 101 -	
ENUMERATED WITH			Bay City		
RELATIONSHIP TO ABOVE			Danielson Eugene		
<input type="checkbox"/> SON	<input type="checkbox"/> NEPHEW	<input type="checkbox"/> STEPSON			
<input type="checkbox"/> DAUGHTER	<input type="checkbox"/> NIECE	<input type="checkbox"/> STEPDAUGHTER			
<input type="checkbox"/> BROTHER	<input type="checkbox"/> FATHER-IN-LAW	<input type="checkbox"/> COUSIN			
<input type="checkbox"/> SISTER	<input type="checkbox"/> MOTHER-IN-LAW	<input type="checkbox"/> HIRED MAN			
<input type="checkbox"/> FATHER	<input type="checkbox"/> SON-IN-LAW	<input type="checkbox"/> ROOMER			
<input type="checkbox"/> MOTHER	<input type="checkbox"/> DAUGHTER-IN-LAW	<input checked="" type="checkbox"/> SERVANT			
<input type="checkbox"/> GRANDSON	<input type="checkbox"/> BROTHER-IN-LAW	<input type="checkbox"/> OTHER (Specify)			
<input type="checkbox"/> GRANDDAUGHTER	<input type="checkbox"/> SISTER-IN-LAW				
<input type="checkbox"/> GRANDCHILD	<input type="checkbox"/> ORPHAN				

FORM 10 637

1910 CENSUS INDEX - INDIVIDUAL

U.S. DEPARTMENT OF COMMERCE
BUREAU OF THE CENSUS

TEXAS

20300	HEAD OF FAMILY		Wade Lawrence P		E.D.	SHEET
COLOR	AGE	BIRTHPLACE		VOL.		
W	57	Ga		139		
COUNTY			CITY			
Upshur						
OTHER MEMBERS OF FAMILY						
NAME		RELATIONSHIP	AGE	BIRTHPLACE		
1. Ann		W	60	N.C.		

FORM 10 636
1910 CENSUS INDEX - FAMILY

U.S. DEPARTMENT OF COMMERCE
BUREAU OF THE CENSUS

TEXAS

U 300	NAME OF INDIVIDUAL <i>White Larcie B</i>		E.O. <i>53</i>	SHEET <i>171</i>
COLOR <i>B</i>	AGE <i>13</i>	BIRTHPLACE	VOL. <i>71</i>	
COUNTY <i>Harrison</i>		CITY		
ENUMERATED WITH <i>Newton Margaret</i>				
RELATIONSHIP TO ABOVE				
<input type="checkbox"/> SON	<input type="checkbox"/> NEPHEW	<input type="checkbox"/> STEPSON		
<input type="checkbox"/> DAUGHTER	<input type="checkbox"/> NIECE	<input type="checkbox"/> STEPDAUGHTER		
<input type="checkbox"/> BROTHER	<input type="checkbox"/> FATHER-IN-LAW	<input type="checkbox"/> COUSIN		
<input type="checkbox"/> SISTER	<input type="checkbox"/> MOTHER-IN-LAW	<input type="checkbox"/> HIRED MAN		
<input type="checkbox"/> FATHER	<input type="checkbox"/> SON-IN-LAW	<input type="checkbox"/> ROOMER		
<input type="checkbox"/> MOTHER	<input type="checkbox"/> DAUGHTER-IN-LAW	<input type="checkbox"/> SERVANT		
<input checked="" type="checkbox"/> GRANDSON	<input type="checkbox"/> BROTHER-IN-LAW	<input type="checkbox"/> OTHER (<i>Specify</i>)		
<input type="checkbox"/> GRANDDAUGHTER	<input type="checkbox"/> SISTER-IN-LAW			
<input type="checkbox"/> GRANDCHILD	<input type="checkbox"/> ORPHAN			

FORM 10-637
1910 CENSUS INDEX - INDIVIDUAL

U. S. DEPARTMENT OF COMMERCE
BUREAU OF THE CENSUS

TEXAS

W300		NAME OF INDIVIDUAL White, Lawrence A		E.D. 112	SHEET 240
COLOR W	AGE 20	BIRTHPLACE		VOL. 138	
COUNTY Trinity			CITY		
ENUMERATED WITH Warren, William T					
RELATIONSHIP TO ABOVE					
<input type="checkbox"/> SON	<input type="checkbox"/> NEPHEW	<input type="checkbox"/> STEPSON			
<input type="checkbox"/> DAUGHTER	<input type="checkbox"/> NIECE	<input type="checkbox"/> STEPDAUGHTER			
<input type="checkbox"/> BROTHER	<input type="checkbox"/> FATHER-IN-LAW	<input type="checkbox"/> COUSIN			
<input type="checkbox"/> SISTER	<input type="checkbox"/> MOTHER-IN-LAW	<input type="checkbox"/> HIRED MAN			
<input type="checkbox"/> FATHER	<input type="checkbox"/> SON-IN-LAW	<input checked="" type="checkbox"/> ROOMER			
<input type="checkbox"/> MOTHER	<input type="checkbox"/> DAUGHTER-IN-LAW	<input type="checkbox"/> SERVANT			
<input type="checkbox"/> GRANDSON	<input type="checkbox"/> BROTHER-IN-LAW	<input type="checkbox"/> OTHER (Specify)			
<input type="checkbox"/> GRANDDAUGHTER	<input type="checkbox"/> SISTER-IN-LAW				
<input type="checkbox"/> GRANDCHILD	<input type="checkbox"/> ORPHAN				

FORM BC-627 (5-5-07)
FORMERLY 10-637

U.S. DEPARTMENT OF COMMERCE
BUREAU OF THE CENSUS

1910 CENSUS INDEX INDIVIDUAL

TEXAS

W. B. Co.		HEAD OF FAMILY		White Lanson		E.O.	SHEET
COLOR	AGE	BIRTHPLACE				25	131
B	69					VOL.	
COUNTY				Hardin		65	
				CITY			
OTHER MEMBERS OF FAMILY							
NAME		RELATIONSHIP	AGE	BIRTHPLACE			
Susan		W	60	Va			
Lacy - George		SS	28				
White Susan		S&D	16				
L. B. Co							

FORM 10-636
1910 CENSUS INDEX - FAMILY

U.S. DEPARTMENT OF COMMERCE
BUREAU OF THE CENSUS

TEXAS

W300	NAME OF INDIVIDUAL <i>Wynatt Leonard</i>		E.O.	SHEET
COLOR W	AGE 22	BIRTHPLACE Miss	132	23
COUNTY Coleman		CITY VOL. 25		
ENUMERATED WITH <i>Sifford Carl</i>				
RELATIONSHIP TO ABOVE				
<input type="checkbox"/> SON	<input type="checkbox"/> NEPHEW	<input type="checkbox"/> STEPSON		
<input type="checkbox"/> DAUGHTER	<input type="checkbox"/> NIECE	<input type="checkbox"/> STEPDAUGHTER		
<input type="checkbox"/> BROTHER	<input type="checkbox"/> FATHER-IN-LAW	<input type="checkbox"/> COUSIN		
<input type="checkbox"/> SISTER	<input type="checkbox"/> MOTHER-IN-LAW	<input type="checkbox"/> HIRED MAN		
<input type="checkbox"/> FATHER	<input type="checkbox"/> SON-IN-LAW	<input type="checkbox"/> ROOMER		
<input type="checkbox"/> MOTHER	<input type="checkbox"/> DAUGHTER-IN-LAW	<input type="checkbox"/> SERVANT		
<input type="checkbox"/> GRANDSON	<input type="checkbox"/> BROTHER-IN-LAW	<input checked="" type="checkbox"/> OTHER (<i>pa</i>)		
<input type="checkbox"/> GRANDDAUGHTER	<input type="checkbox"/> SISTER-IN-LAW			
<input type="checkbox"/> GRANDCHILD	<input type="checkbox"/> ORPHAN			

FORM 10 637
1910 CENSUS INDEX - INDIVIDUAL

U.S. DEPARTMENT OF COMMERCE
BUREAU OF THE CENSUS

TEXAS

-W 300-		HEAD OF FAMILY J. White, Lank		E.D.	SHEET
COLOR B	AGE 31	BIRTHPLACE		VOL.	19
COUNTY Caldwell			CITY		
OTHER MEMBERS OF FAMILY					
NAME		RELATIONSHIP	AGE	BIRTHPLACE	
Lizzie		W	30		
Edward		S	11		
Edwina		S	9		
Vivian		D	6		
Cyril		D	5		
Ernest		S	4		
Alma		D	14		

FORM 10-636
1910 CENSUS INDEX - FAMILY

U.S. DEPARTMENT OF COMMERCE
BUREAU OF THE CENSUS

TEXAS

2
1300-

HEAD OF FAMILY <i>Wyatt Lander</i>		E.D. <i>84</i>	SHEET <i>1</i>
COLOR <i>W</i>	AGE <i>25</i>	BIRTHPLACE <i>La.</i>	
COUNTY <i>Dallas</i>		VOL. <i>31</i>	
CITY			

OTHER MEMBERS OF FAMILY

NAME	RELATIONSHIP	AGE	BIRTHPLACE
<i>1 Ida</i>	<i>W</i>	<i>24</i>	
<i>2 bo</i>			

FORM 10 636
1910 CENSUS INDEX - FAMILY

U.S. DEPARTMENT OF COMMERCE
BUREAU OF THE CENSUS

TEXAS

W 300	NAME OF INDIVIDUAL Wade Lamar		E.O. 75	SHEET 208
COLOR W	AGE 34	BIRTHPLACE	VOL. 45	
COUNTY El Paso		CITY El Paso		
ENUMERATED WITH Dobbin, Emily				
RELATIONSHIP TO ABOVE				
<input type="checkbox"/> SON	<input type="checkbox"/> NEPHEW	<input type="checkbox"/> STEPSON		
<input type="checkbox"/> DAUGHTER	<input type="checkbox"/> NIECE	<input type="checkbox"/> STEPDAUGHTER		
<input type="checkbox"/> BROTHER	<input type="checkbox"/> FATHER-IN-LAW	<input type="checkbox"/> COUSIN		
<input type="checkbox"/> SISTER	<input type="checkbox"/> MOTHER-IN-LAW	<input type="checkbox"/> HIRED MAN		
<input type="checkbox"/> FATHER	<input type="checkbox"/> SON-IN-LAW	<input checked="" type="checkbox"/> ROOMER		
<input type="checkbox"/> MOTHER	<input type="checkbox"/> DAUGHTER-IN-LAW	<input type="checkbox"/> SERVANT		
<input type="checkbox"/> GRANDSON	<input type="checkbox"/> BROTHER-IN-LAW	<input type="checkbox"/> OTHER (Specify)		
<input type="checkbox"/> GRANDDAUGHTER	<input type="checkbox"/> SISTER-IN-LAW			
<input type="checkbox"/> GRANDCHILD	<input type="checkbox"/> ORPHAN			

FORM 10-637
1910 CENSUS INDEX - INDIVIDUAL

U.S. DEPARTMENT OF COMMERCE
BUREAU OF THE CENSUS

TEXAS

W 300	HEAD OF FAMILY W. Hite - Laluda		E. D. 29	SHEET 219
COLOR B	AGE 24	BIRTHPLACE	VOL. 54	
COUNTY Freestone		CITY		
OTHER MEMBERS OF FAMILY				
NAME		RELATIONSHIP	AGE	BIRTHPLACE
Baird Wells		S	11	
William		11	3	
E. Brown Fraud		11	8	

FORM 10-636
1910 CENSUS INDEX - FAMILY

U. S. DEPARTMENT OF COMMERCE
BUREAU OF THE CENSUS

TEXAS

W 300		NAME OF INDIVIDUAL		White Sale		E.D.	SHEET
COLOR	W	AGE	16	BIRTHPLACE	Tex	68	229
COUNTY				Dallas		VOL. 36	
ENUMERATED WITH				Dallas			
RELATIONSHIP TO ABOVE							
<input type="checkbox"/> SON	<input checked="" type="checkbox"/> NEPHEW	<input type="checkbox"/> STEPSON					
<input type="checkbox"/> DAUGHTER	<input type="checkbox"/> NIECE	<input type="checkbox"/> STEPDAUGHTER					
<input type="checkbox"/> BROTHER	<input type="checkbox"/> FATHER-IN-LAW	<input type="checkbox"/> COUSIN					
<input type="checkbox"/> SISTER	<input type="checkbox"/> MOTHER-IN-LAW	<input type="checkbox"/> HIRED MAN					
<input type="checkbox"/> FATHER	<input type="checkbox"/> SON-IN-LAW	<input type="checkbox"/> ROOMER					
<input type="checkbox"/> MOTHER	<input type="checkbox"/> DAUGHTER-IN-LAW	<input type="checkbox"/> SERVANT					
<input type="checkbox"/> GRANDSON	<input type="checkbox"/> BROTHER-IN-LAW	<input type="checkbox"/> OTHER (Specify)					
<input type="checkbox"/> GRANDDAUGHTER	<input type="checkbox"/> SISTER-IN-LAW						
<input type="checkbox"/> GRANDCHILD	<input type="checkbox"/> ORPHAN						

FORM 10 637
1910 CENSUS INDEX - INDIVIDUAL

U. S. DEPARTMENT OF COMMERCE
BUREAU OF THE CENSUS

TEXAS

W 300	NAME OF INDIVIDUAL Wyatt Loko		E.D. 39	SHEET 190
COLOR W	AGE 6	BIRTHPLACE	VOL. 71	
COUNTY		Harrison	CITY	
ENUMERATED WITH		Bassett John T		
RELATIONSHIP TO ABOVE				
<input type="checkbox"/> SON	<input type="checkbox"/> NEPHEW	<input checked="" type="checkbox"/> STEPSON		
<input type="checkbox"/> DAUGHTER	<input type="checkbox"/> NIECE	<input type="checkbox"/> STEPDAUGHTER		
<input type="checkbox"/> BROTHER	<input type="checkbox"/> FATHER-IN-LAW	<input type="checkbox"/> COUSIN		
<input type="checkbox"/> SISTER	<input type="checkbox"/> MOTHER-IN-LAW	<input type="checkbox"/> HIRED MAN		
<input checked="" type="checkbox"/> FATHER	<input type="checkbox"/> SON-IN-LAW	<input type="checkbox"/> ROOMER		
<input type="checkbox"/> MOTHER	<input type="checkbox"/> DAUGHTER-IN-LAW	<input type="checkbox"/> SERVANT		
<input type="checkbox"/> GRANDSON	<input type="checkbox"/> BROTHER-IN-LAW	<input type="checkbox"/> OTHER (Specify)		
<input type="checkbox"/> GRANDDAUGHTER	<input type="checkbox"/> SISTER-IN-LAW			
<input type="checkbox"/> GRANDCHILD	<input type="checkbox"/> ORPHAN			

FORM 10-637
1910 CENSUS INDEX - INDIVIDUAL

U. S. DEPARTMENT OF COMMERCE
BUREAU OF THE CENSUS

TEXAS

W300		HEAD OF FAMILY		Wood, Lafayette L.		E.D.	SHEET
COLOR	W	AGE	52	BIRTHPLACE		VOL.	36
COUNTY				CITY			
OTHER MEMBERS OF FAMILY							
NAME		RELATIONSHIP	AGE	BIRTHPLACE			
Winnie		W	47				
Margaret		D	8				
Clayde		S	18				
Clyde		S	18				

FORM 10 636
1910 CENSUS INDEX - FAMILY

U.S. DEPARTMENT OF COMMERCE
BUREAU OF THE CENSUS

TEXAS

W 300		NAME OF INDIVIDUAL <i>White, Lafayette</i>		E.D. 79	SHEET 321
COLOR B	AGE 5	BIRTHPLACE		VOL. 107	
COUNTY Navarro			CITY Corsicana		
ENUMERATED WITH <i>Wm J. Gaskin</i>					
RELATIONSHIP TO ABOVE					
<input type="checkbox"/> SON	<input type="checkbox"/> NEPHEW	<input type="checkbox"/> STEPSON			
<input type="checkbox"/> DAUGHTER	<input type="checkbox"/> NIECE	<input type="checkbox"/> STEPDAUGHTER			
<input checked="" type="checkbox"/> BROTHER	<input type="checkbox"/> FATHER-IN-LAW	<input type="checkbox"/> COUSIN			
<input type="checkbox"/> SISTER	<input type="checkbox"/> MOTHER-IN-LAW	<input type="checkbox"/> HIRED MAN			
<input type="checkbox"/> FATHER	<input type="checkbox"/> SON-IN-LAW	<input type="checkbox"/> ROOMER			
<input type="checkbox"/> MOTHER	<input type="checkbox"/> DAUGHTER-IN-LAW	<input type="checkbox"/> SERVANT			
<input type="checkbox"/> GRANDSON	<input type="checkbox"/> BROTHER-IN-LAW	<input type="checkbox"/> OTHER (Specify)			
<input type="checkbox"/> GRANDDAUGHTER	<input type="checkbox"/> SISTER-IN-LAW				
<input type="checkbox"/> GRANDCHILD	<input type="checkbox"/> ORPHAN				

FORM 10-637
1910 CENSUS INDEX - INDIVIDUAL

U. S. DEPARTMENT OF COMMERCE
BUREAU OF THE CENSUS

TEXAS

4302		HEAD OF FAMILY		E.D.	SHEET
		White Laennec		106	109
COLOR	AGE	BIRTHPLACE	VOL.		
W	35	Miss	99		
COUNTY			CITY		
McLennan					
OTHER MEMBERS OF FAMILY					
NAME		RELATIONSHIP	AGE	BIRTHPLACE	
Carrie		W	32	Miss	
Frank		S	10	/	
Martha		D	7	/	

FORM 10 636
1910 CENSUS INDEX - FAMILY

U. S. DEPARTMENT OF COMMERCE
BUREAU OF THE CENSUS

TEXAS

W300		NAME OF INDIVIDUAL <i>White Lodie</i>		E.D. 88	SHEET 140
COLOR <i>B</i>	AGE <i>22</i>	BIRTHPLACE		VOL. <i>59</i>	
COUNTY <i>Gonzales</i>		CITY			
ENUMERATED WITH <i>White Madison</i>					
RELATIONSHIP TO ABOVE					
<input type="checkbox"/> SON	<input type="checkbox"/> NEPHEW	<input type="checkbox"/> STEPSON			
<input type="checkbox"/> DAUGHTER	<input type="checkbox"/> NIECE	<input type="checkbox"/> STEPDAUGHTER			
<input type="checkbox"/> BROTHER	<input type="checkbox"/> FATHER-IN-LAW	<input type="checkbox"/> COUSIN			
<input type="checkbox"/> SISTER	<input type="checkbox"/> MOTHER-IN-LAW	<input type="checkbox"/> HIRED MAN			
<input type="checkbox"/> FATHER	<input type="checkbox"/> SON-IN-LAW	<input type="checkbox"/> ROOMER			
<input type="checkbox"/> MOTHER	<input type="checkbox"/> DAUGHTER-IN-LAW	<input type="checkbox"/> SERVANT			
<input checked="" type="checkbox"/> GRANDSON	<input type="checkbox"/> BROTHER-IN-LAW	<input type="checkbox"/> OTHER (<i>Specify</i>)			
<input checked="" type="checkbox"/> GRANDDAUGHTER	<input type="checkbox"/> SISTER-IN-LAW				
<input type="checkbox"/> GRANDCHILD	<input type="checkbox"/> ORPHAN				

FORM 10-637
1910 CENSUS INDEX - INDIVIDUAL

U.S. DEPARTMENT OF COMMERCE
BUREAU OF THE CENSUS

TEXAS

<i>100</i>	HEAD OF FAMILY <i>White Laddy</i>		E.D. <i>15</i>	SHEET <i>2</i>
COLOR <i>B</i>	AGE <i>25</i>	BIRTHPLACE		VOL. <i>8</i>
COUNTY	<i>Bell</i>		CITY	
OTHER MEMBERS OF FAMILY				
	NAME	RELATIONSHIP	AGE	BIRTHPLACE
	<i>Sewells</i>	<i>W</i>	<i>18</i>	
	<i>Law</i>	<i>D</i>	<i>5/12</i>	
	<i>Savery</i>	<i>N.R.</i>	<i>5/12</i>	

FORM 10-636
1910 CENSUS INDEX - FAMILY

U.S. DEPARTMENT OF COMMERCE
BUREAU OF THE CENSUS

TEXAS

W300		NAME OF INDIVIDUAL <i>White, Lacy</i>		E.D. 96	SHEET 113
COLOR B	AGE 18	BIRTHPLACE		VOL. 98	
COUNTY McLennan			CITY Mart		
ENUMERATED WITH <i>Robinson, John</i>					
RELATIONSHIP TO ABOVE					
<input type="checkbox"/> SON	<input type="checkbox"/> NEPHEW	<input type="checkbox"/> STEPSON			
<input type="checkbox"/> DAUGHTER	<input type="checkbox"/> NIECE	<input type="checkbox"/> STEPDAUGHTER			
<input type="checkbox"/> BROTHER	<input type="checkbox"/> FATHER-IN-LAW	<input type="checkbox"/> COUSIN			
<input type="checkbox"/> SISTER	<input type="checkbox"/> MOTHER-IN-LAW	<input type="checkbox"/> HIRED MAN			
<input type="checkbox"/> FATHER	<input type="checkbox"/> SON-IN-LAW	<input checked="" type="checkbox"/> ROOMER			
<input type="checkbox"/> MOTHER	<input type="checkbox"/> DAUGHTER-IN-LAW	<input type="checkbox"/> SERVANT			
<input type="checkbox"/> GRANDSON	<input type="checkbox"/> BROTHER-IN-LAW	<input type="checkbox"/> OTHER (Specify)			
<input type="checkbox"/> GRANDDAUGHTER	<input type="checkbox"/> SISTER-IN-LAW				
<input type="checkbox"/> GRANDCHILD	<input type="checkbox"/> ORPHAN				

FORM 10 637
1910 CENSUS INDEX - INDIVIDUAL

U. S. DEPARTMENT OF COMMERCE
BUREAU OF THE CENSUS

TEXAS

4 200	HEAD OF FAMILY White Lab S		E.D. 284	SHEET 213
COLOR W	AGE 50	BIRTHPLACE Ark	VOL. 132	
COUNTY	Tom Green		CITY	
OTHER MEMBERS OF FAMILY				
NAME		RELATIONSHIP	AGE	BIRTHPLACE
Celia M		W	42	
Walker J		S	23	
Lester L		S	19	
Frank B		S	15	
Annice M		D	14	
Ernest J		S	7	

FORM 10 638
1910 CENSUS INDEX - FAMILY

U S DEPARTMENT OF COMMERCE
BUREAU OF THE CENSUS

TEXAS

70300	HEAD OF FAMILY <i>Whitt Labe</i>		E.D. <i>56</i>	SHEET <i>701</i>
COLOR <i>W</i>	AGE <i>41</i>	BIRTHPLACE <i>Ala</i>	VOL. <i>50</i>	
COUNTY	<i>Falls</i>		CITY	
OTHER MEMBERS OF FAMILY				
NAME		RELATIONSHIP	AGE	BIRTHPLACE
<i>Celia</i>		<i>W</i>	<i>38</i>	<i>Miss</i>
<i>Longo</i>		<i>S</i>	<i>16</i>	
<i>Loran</i>		<i>S</i>	<i>14</i>	
<i>Lester</i>		<i>S</i>	<i>13</i>	
<i>Ollie</i>		<i>S</i>	<i>11</i>	
<i>Ola</i>		<i>D</i>	<i>9</i>	
<i>Minnie</i>		<i>D</i>	<i>5</i>	

FORM 10-636A

1910 CENSUS INDEX - INDIVIDUAL

U. S. DEPARTMENT OF COMMERCE
BUREAU OF THE CENSUS

TEXAS

20300	HEAD OF FAMILY W. W. W. W. W. W.		E.D. 174	SHEET 6
COLOR 20	AGE 23	BIRTHPLACE	VOL. 110	
COUNTY Nolan		CITY		
OTHER MEMBERS OF FAMILY				
NAME		RELATIONSHIP	AGE	BIRTHPLACE
W. W. W. W. W. W.		W	26	
E. W. W.		S	2	
W. W. W.		S	6/12	

FORM 10 636
1910 CENSUS INDEX - FAMILY

U. S. DEPARTMENT OF COMMERCE
BUREAU OF THE CENSUS

TEXAS

4300		NAME OF INDIVIDUAL Wades L.W.		E.D. 52	SHEET 138
COLOR W	AGE 29	BIRTHPLACE		VOL. 85	
COUNTY Johnson			CITY		
ENUMERATED WITH Wades J. F.					
RELATIONSHIP TO ABOVE					
<input type="checkbox"/> SON	<input type="checkbox"/> NEPHEW	<input type="checkbox"/> STEPSON			
<input type="checkbox"/> DAUGHTER	<input type="checkbox"/> NIECE	<input type="checkbox"/> STEPDAUGHTER			
<input checked="" type="checkbox"/> BROTHER	<input type="checkbox"/> FATHER-IN-LAW	<input type="checkbox"/> COUSIN			
<input type="checkbox"/> SISTER	<input type="checkbox"/> MOTHER-IN-LAW	<input type="checkbox"/> HIRED MAN			
<input type="checkbox"/> FATHER	<input type="checkbox"/> SON-IN-LAW	<input type="checkbox"/> ROOMER			
<input type="checkbox"/> MOTHER	<input type="checkbox"/> DAUGHTER-IN-LAW	<input type="checkbox"/> SERVANT			
<input type="checkbox"/> GRANDSON	<input type="checkbox"/> BROTHER-IN-LAW	<input type="checkbox"/> OTHER (Specify)			
<input type="checkbox"/> GRANDDAUGHTER	<input type="checkbox"/> SISTER-IN-LAW				
<input type="checkbox"/> GRANDCHILD	<input type="checkbox"/> ORPHAN				

FORM 10-637-
1910 CENSUS INDEX - INDIVIDUAL

U. S. DEPARTMENT OF COMMERCE
BUREAU OF THE CENSUS

TEXAS

W300	HEAD OF FAMILY		E.D.	SHEET
	W. G. T. M. L. V.		53	116
COLOR	AGE	BIRTHPLACE	VOL.	
W	51	Dallas	-35	
COUNTY	Dallas		CITY Dallas	
OTHER MEMBERS OF FAMILY				
	NAME	RELATIONSHIP	AGE	BIRTHPLACE
	W. G. T.	S	22	
	M. L. V.	D	26	
	W. G. T.	S	17	
	W. G. T.	S	14	

FORM 10 636
1910 CENSUS INDEX - FAMILY

U. S. DEPARTMENT OF COMMERCE
BUREAU OF THE CENSUS

TEXAS

67300		HEAD OF FAMILY		White L. H.		E.D.	SHEET
COLOR	6	AGE	36	BIRTHPLACE	Tex	VOL.	56
COUNTY	Galveston			CITY			
OTHER MEMBERS OF FAMILY							
NAME		RELATIONSHIP	AGE	BIRTHPLACE			
Stella M		6	22	Ky			
Virginia		D	1	Ky			
Huld Mollie		112	46	Ky			

FORM 10-636

1910 CENSUS INDEX - FAMILY

U.S. DEPARTMENT OF COMMERCE
BUREAU OF THE CENSUS

TEXAS

11300		NAME OF INDIVIDUAL Wade L. T.		E.O.	SHEET
COLOR W	AGE 28	BIRTHPLACE		32	148
COUNTY -		Hardin	CITY	VOL.	65
ENUMERATED WITH Murphy Mills					
RELATIONSHIP TO ABOVE					
<input type="checkbox"/> SON	<input type="checkbox"/> NEPHEW	<input type="checkbox"/> STEPSON			
<input type="checkbox"/> DAUGHTER	<input checked="" type="checkbox"/> NIECE	<input type="checkbox"/> STEPDAUGHTER			
<input type="checkbox"/> BROTHER	<input type="checkbox"/> FATHER-IN-LAW	<input type="checkbox"/> COUSIN			
<input type="checkbox"/> SISTER	<input type="checkbox"/> MOTHER-IN-LAW	<input type="checkbox"/> HIRED MAN			
<input type="checkbox"/> FATHER	<input type="checkbox"/> SON-IN-LAW	<input checked="" type="checkbox"/> ROOMER			
<input type="checkbox"/> MOTHER	<input type="checkbox"/> DAUGHTER-IN-LAW	<input type="checkbox"/> SERVANT			
<input type="checkbox"/> GRANDSON	<input type="checkbox"/> BROTHER-IN-LAW	<input type="checkbox"/> OTHER (Specify)			
<input type="checkbox"/> GRANDDAUGHTER	<input type="checkbox"/> SISTER-IN-LAW				
<input type="checkbox"/> GRANDCHILD	<input type="checkbox"/> ORPHAN				

FORM 10 637
1910 CENSUS INDEX - INDIVIDUAL

U. S. DEPARTMENT OF COMMERCE
BUREAU OF THE CENSUS

W300		HEAD OF FAMILY		Wood L T		TEXAS	
COLOR	W	AGE	42	BIRTHPLACE	Miss	E.D.	SHEET
COUNTY	Coryell			CITY		VOL.	32
OTHER MEMBERS OF FAMILY							
NAME		RELATIONSHIP	AGE	BIRTHPLACE			
Lizzie		W	39	Ark			
Willie		D	17				
Bobbie		D	5				
4 Bc							

FORM 10-636
 1910 CENSUS INDEX - FAMILY

U.S. DEPARTMENT OF COMMERCE
 BUREAU OF THE CENSUS

TEXAS

W 300	HEAD OF FAMILY			E.D.	SHEET
	1 <i>W. H. Smith</i>			58	16
COLOR	AGE	BIRTHPLACE		VOL.	
W	26	I.S.			53
COUNTY	Frio			CITY	
OTHER MEMBERS OF FAMILY					
	NAME	RELATIONSHIP	AGE	BIRTHPLACE	
	<i>W. H. Smith</i>	<i>H</i>	<i>33</i>		
	<i>W. H. Smith</i>	<i>S</i>	<i>7</i>		
	<i>W. H. Smith</i>	<i>S</i>	<i>N.R.</i>		

FORM 10-636
1910 CENSUS INDEX - FAMILY

U. S. DEPARTMENT OF COMMERCE
BUREAU OF THE CENSUS

TEXAS

W 300		NAME OF INDIVIDUAL		E.D.	SHEET
W		Waitt, L. P.		92	110
COLOR	AGE	BIRTHPLACE		VOL.	
W	47	La		68	
COUNTY			CITY		
Harris			Houston		
ENUMERATED WITH					
Nichols, I Jay					
RELATIONSHIP TO ABOVE					
<input type="checkbox"/> SON	<input type="checkbox"/> NEPHEW	<input type="checkbox"/> STEPSON			
<input type="checkbox"/> DAUGHTER	<input type="checkbox"/> NIECE	<input type="checkbox"/> STEPDAUGHTER			
<input type="checkbox"/> BROTHER	<input type="checkbox"/> FATHER-IN-LAW	<input type="checkbox"/> COUSIN			
<input type="checkbox"/> SISTER	<input type="checkbox"/> MOTHER-IN-LAW	<input type="checkbox"/> HIRED MAN			
<input type="checkbox"/> FATHER	<input type="checkbox"/> SON-IN-LAW	<input checked="" type="checkbox"/> ROOMER			
<input type="checkbox"/> MOTHER	<input type="checkbox"/> DAUGHTER-IN-LAW	<input type="checkbox"/> SERVANT			
<input type="checkbox"/> GRANDSON	<input type="checkbox"/> BROTHER-IN-LAW	<input type="checkbox"/> OTHER (Specify)			
<input type="checkbox"/> GRANDDAUGHTER	<input type="checkbox"/> SISTER-IN-LAW				
<input type="checkbox"/> GRANDCHILD	<input type="checkbox"/> ORPHAN				

FORM 10 637
1910 CENSUS INDEX - INDIVIDUAL

U S DEPARTMENT OF COMMERCE
BUREAU OF THE CENSUS

TEXAS

W300		NAME OF INDIVIDUAL Wade F P		E.D. 29		SHEET 157	
COLOR B	AGE 5	BIRTHPLACE		VOL. 54			
COUNTY Freestone		CITY					
ENUMERATED WITH High Joe							
RELATIONSHIP TO ABOVE							
<input type="checkbox"/> SON <input type="checkbox"/> DAUGHTER <input type="checkbox"/> BROTHER <input type="checkbox"/> SISTER <input type="checkbox"/> FATHER <input type="checkbox"/> MOTHER <input type="checkbox"/> GRANDSON <input type="checkbox"/> GRANDDAUGHTER <input type="checkbox"/> GRANDCHILD		<input type="checkbox"/> NEPHEW <input type="checkbox"/> NIECE <input type="checkbox"/> FATHER-IN-LAW <input type="checkbox"/> MOTHER-IN-LAW <input type="checkbox"/> SON-IN-LAW <input type="checkbox"/> DAUGHTER-IN-LAW <input type="checkbox"/> BROTHER-IN-LAW <input type="checkbox"/> SISTER-IN-LAW <input type="checkbox"/> ORPHAN		<input type="checkbox"/> STEPSON <input type="checkbox"/> STEPDAUGHTER <input type="checkbox"/> COUSIN <input type="checkbox"/> HIRED MAN <input type="checkbox"/> ROOMER <input type="checkbox"/> SERVANT <input checked="" type="checkbox"/> OTHER (Specify) Step Grandson			

FORM 10-637
1910 CENSUS INDEX - INDIVIDUAL

U.S. DEPARTMENT OF COMMERCE
BUREAU OF THE CENSUS

TEXAS

W 300	NAME OF INDIVIDUAL White L. M.		E.O. 61	SHEET 615
COLOR W	AGE 32	BIRTHPLACE unk	VOL. 44	
COUNTY	El Paso		CITY El Paso	
ENUMERATED WITH Zaeger, Arthur G.				
RELATIONSHIP TO ABOVE				
<input type="checkbox"/> SON	<input type="checkbox"/> NEPHEW	<input type="checkbox"/> STEPSON		
<input type="checkbox"/> DAUGHTER	<input type="checkbox"/> NIECE	<input type="checkbox"/> STEPDAUGHTER		
<input type="checkbox"/> BROTHER	<input type="checkbox"/> FATHER-IN-LAW	<input type="checkbox"/> COUSIN		
<input type="checkbox"/> SISTER	<input type="checkbox"/> MOTHER-IN-LAW	<input type="checkbox"/> HIRED MAN		
<input type="checkbox"/> FATHER	<input type="checkbox"/> SON-IN-LAW	<input checked="" type="checkbox"/> ROOMER		
<input type="checkbox"/> MOTHER	<input type="checkbox"/> DAUGHTER-IN-LAW	<input type="checkbox"/> SERVANT		
<input type="checkbox"/> GRANDSON	<input type="checkbox"/> BROTHER-IN-LAW	<input type="checkbox"/> OTHER (Specify)		
<input type="checkbox"/> GRANDDAUGHTER	<input type="checkbox"/> SISTER-IN-LAW			
<input type="checkbox"/> GRANDCHILD	<input type="checkbox"/> ORPHAN			

FORM 10 637
1910 CENSUS INDEX - INDIVIDUAL

U. S. DEPARTMENT OF COMMERCE
BUREAU OF THE CENSUS

TEXAS

6300		HEAD OF FAMILY		E.D.	SHEET
4 wife		L. M.		41	224
COLOR	AGE	BIRTHPLACE		VOL.	
W	34			104	
COUNTY	Polk		CITY		
OTHER MEMBERS OF FAMILY					
NAME		RELATIONSHIP	AGE	BIRTHPLACE	
Lena		Wife	25		
Ethel		Daughter	7		
Clara		Daughter	2		

FORM 10-636
1910 CENSUS INDEX - FAMILY

U. S. DEPARTMENT OF COMMERCE
BUREAU OF THE CENSUS

TEXAS

N 300		HEAD OF FAMILY		L. L.		E.D.	SHEET
White		6		4			
COLOR	W	AGE	48	BIRTHPLACE	Miss	VOL.	4
COUNTY	Atascosa			CITY			
OTHER MEMBERS OF FAMILY							
	NAME	RELATIONSHIP	AGE	BIRTHPLACE			

FORM 10-636

1910 CENSUS INDEX - FAMILY

U. S. DEPARTMENT OF COMMERCE
BUREAU OF THE CENSUS

TEXAS

W300		NAME OF INDIVIDUAL White L L Chris		E.D. 267	SHEET 368
COLOR B	AGE 12	BIRTHPLACE		VOL. 133	
COUNTY		Taylor	CITY Abilene		
ENUMERATED WITH Williams Geo W					
RELATIONSHIP TO ABOVE					
<input type="checkbox"/> SON	<input type="checkbox"/> NEPHEW	<input checked="" type="checkbox"/> STEPSON			
<input type="checkbox"/> DAUGHTER	<input type="checkbox"/> NIECE	<input type="checkbox"/> STEPDAUGHTER			
<input type="checkbox"/> BROTHER	<input type="checkbox"/> FATHER-IN-LAW	<input type="checkbox"/> COUSIN			
<input type="checkbox"/> SISTER	<input type="checkbox"/> MOTHER-IN-LAW	<input type="checkbox"/> HIRED MAN			
<input type="checkbox"/> FATHER	<input type="checkbox"/> SON-IN-LAW	<input type="checkbox"/> ROOMER			
<input type="checkbox"/> MOTHER	<input type="checkbox"/> DAUGHTER-IN-LAW	<input type="checkbox"/> SERVANT			
<input type="checkbox"/> GRANDSON	<input type="checkbox"/> BROTHER-IN-LAW	<input type="checkbox"/> OTHER (Specify)			
<input type="checkbox"/> GRANDDAUGHTER	<input type="checkbox"/> SISTER-IN-LAW				
<input type="checkbox"/> GRANDCHILD	<input type="checkbox"/> ORPHAN				

FORM BC-627 (5-5-67)
FORMERLY 10-637

1910 CENSUS INDEX - INDIVIDUAL

U.S. DEPARTMENT OF COMMERCE
BUREAU OF THE CENSUS

TEXAS

W 300		NAME OF INDIVIDUAL White, L. J.		E.O. 100	SHEET 110
COLOR W	AGE 51	BIRTHPLACE N R		VOL. 62	
COUNTY Grayson			CITY		
ENUMERATED WITH Allmon, M. J.					
RELATIONSHIP TO ABOVE					
<input type="checkbox"/> SON	<input type="checkbox"/> NEPHEW	<input type="checkbox"/> STEPSON			
<input type="checkbox"/> DAUGHTER	<input type="checkbox"/> NIECE	<input type="checkbox"/> STEPDAUGHTER			
<input type="checkbox"/> BROTHER	<input type="checkbox"/> FATHER-IN-LAW	<input type="checkbox"/> COUSIN			
<input type="checkbox"/> SISTER	<input type="checkbox"/> MOTHER-IN-LAW	<input type="checkbox"/> MIXED MAN			
<input type="checkbox"/> FATHER	<input type="checkbox"/> SON-IN-LAW	<input checked="" type="checkbox"/> ROOMER			
<input type="checkbox"/> MOTHER	<input type="checkbox"/> DAUGHTER-IN-LAW	<input type="checkbox"/> SERVANT			
<input type="checkbox"/> GRANDSON	<input type="checkbox"/> BROTHER-IN-LAW	<input type="checkbox"/> OTHER (Specify)			
<input type="checkbox"/> GRANDDAUGHTER	<input type="checkbox"/> SISTER-IN-LAW				
<input type="checkbox"/> GRANDCHILD	<input type="checkbox"/> ORPHAN				

FORM JO 637

1910 CENSUS INDEX - INDIVIDUAL

U. S. DEPARTMENT OF COMMERCE
BUREAU OF THE CENSUS

TEXAS

6300	HEAD OF FAMILY W. L. ...		E.D. 94	SHEET 72
COLOR W	AGE 34	BIRTHPLACE W. Va.	VOL. 108	
COUNTY Navarro	CITY			
OTHER MEMBERS OF FAMILY				
	NAME	RELATIONSHIP	AGE	BIRTHPLACE
	1. ...	W	44	
	Bessie	D	22	
	✓ Rex	S	16	

FORM 10 636
1910 CENSUS INDEX - FAMILY

U S DEPARTMENT OF COMMERCE
BUREAU OF THE CENSUS

TEXAS

W 300		NAME OF INDIVIDUAL White L. H.		E.O. 23	SHEET 148
COLOR W	AGE 25	BIRTHPLACE Mo.		VOL. 33	
COUNTY Dallas	CITY Dallas				
ENUMERATED WITH Riley Williams H.					
RELATIONSHIP TO ABOVE					
<input type="checkbox"/> SON	<input type="checkbox"/> NEPHEW	<input type="checkbox"/> STEPSON			
<input type="checkbox"/> DAUGHTER	<input type="checkbox"/> NIECE	<input type="checkbox"/> STEPDAUGHTER			
<input type="checkbox"/> BROTHER	<input type="checkbox"/> FATHER-IN-LAW	<input type="checkbox"/> COUSIN			
<input type="checkbox"/> SISTER	<input type="checkbox"/> MOTHER-IN-LAW	<input type="checkbox"/> HIRED MAN			
<input type="checkbox"/> FATHER	<input type="checkbox"/> SON-IN-LAW	<input checked="" type="checkbox"/> ROOMER			
<input type="checkbox"/> MOTHER	<input type="checkbox"/> DAUGHTER-IN-LAW	<input type="checkbox"/> SERVANT			
<input type="checkbox"/> GRANDSON	<input type="checkbox"/> BROTHER-IN-LAW	<input type="checkbox"/> OTHER (Specify)			
<input type="checkbox"/> GRANDDAUGHTER	<input type="checkbox"/> SISTER-IN-LAW				
<input type="checkbox"/> GRANDCHILD	<input type="checkbox"/> ORPHAN				

FORM TO 637
1910 CENSUS INDEX - INDIVIDUAL

U.S. DEPARTMENT OF COMMERCE
BUREAU OF THE CENSUS

TEXAS

W 3570		HEAD OF FAMILY		Wood L 21		E.D.	SHEET
COLOR	W	AGE	25	BIRTHPLACE	Ark	21	15
COUNTY	Collin			CITY	7		
OTHER MEMBERS OF FAMILY							
NAME		RELATIONSHIP	AGE	BIRTHPLACE			
Miller		W	22				

FORM 10-636

1910 CENSUS INDEX - FAMILY

U.S. DEPARTMENT OF COMMERCE
BUREAU OF THE CENSUS

TEXAS

W 502	HEAD OF FAMILY		Witt, P H	E.O.	SHEET
COLOR	AGE	BIRTHPLACE		195	137
W	30			VOL.	110
COUNTY	NOTAM		CITY	Sweetwater	
OTHER MEMBERS OF FAMILY					
NAME		RELATIONSHIP	AGE	BIRTHPLACE	
P H		W	34		
Lorraine		S	2		
4 3/4					
4 3/4					

FORM 10 636
1910 CENSUS INDEX - FAMILY

U. S. DEPARTMENT OF COMMERCE
BUREAU OF THE CENSUS

TEXAS

W 300	NAME OF INDIVIDUAL <i>White L. G.</i>		E.O.	SHEET
COLOR <i>W</i>	AGE <i>4</i>	BIRTHPLACE <i>Ill</i>	<i>21</i>	<i>419</i>
COUNTY	Fort. Bend		VOL.	<i>53</i>
ENUMERATED WITH <i>Reese Frank</i>				
RELATIONSHIP TO ABOVE				
<input type="checkbox"/> SON	<input type="checkbox"/> NEPHEW	<input type="checkbox"/> STEPSON		
<input type="checkbox"/> DAUGHTER	<input type="checkbox"/> NIECE	<input type="checkbox"/> STEPDAUGHTER		
<input type="checkbox"/> BROTHER	<input type="checkbox"/> FATHER-IN-LAW	<input type="checkbox"/> COUSIN		
<input type="checkbox"/> SISTER	<input type="checkbox"/> MOTHER-IN-LAW	<input type="checkbox"/> HIRED MAN		
<input type="checkbox"/> FATHER	<input type="checkbox"/> SON-IN-LAW	<input checked="" type="checkbox"/> ROOMER		
<input type="checkbox"/> MOTHER	<input type="checkbox"/> DAUGHTER-IN-LAW	<input type="checkbox"/> SERVANT		
<input type="checkbox"/> GRANDSON	<input type="checkbox"/> BROTHER-IN-LAW	<input type="checkbox"/> OTHER (Specify)		
<input type="checkbox"/> GRANDDAUGHTER	<input type="checkbox"/> SISTER-IN-LAW			
<input type="checkbox"/> GRANDCHILD	<input type="checkbox"/> ORPHAN			

FORM 10 637
1910 CENSUS INDEX - INDIVIDUAL

U. S. DEPARTMENT OF COMMERCE
BUREAU OF THE CENSUS

TEXAS

W 300		NAME OF INDIVIDUAL White, J. J.		E.D.	SHEET
COLOR B	AGE 25	BIRTHPLACE		106	6
COUNTY Dallas				VOL.	36
CITY					
ENUMERATED WITH Alexander W. M.					
RELATIONSHIP TO ABOVE					
<input type="checkbox"/> SON	<input type="checkbox"/> NEPHEW	<input type="checkbox"/> STEPSON			
<input type="checkbox"/> DAUGHTER	<input type="checkbox"/> NIECE	<input type="checkbox"/> STEPDAUGHTER			
<input type="checkbox"/> BROTHER	<input type="checkbox"/> FATHER-IN-LAW	<input type="checkbox"/> COUSIN			
<input type="checkbox"/> SISTER	<input type="checkbox"/> MOTHER-IN-LAW	<input type="checkbox"/> HIRED MAN			
<input type="checkbox"/> FATHER	<input type="checkbox"/> SON-IN-LAW	<input checked="" type="checkbox"/> ROOMER			
<input type="checkbox"/> MOTHER	<input type="checkbox"/> DAUGHTER-IN-LAW	<input type="checkbox"/> SERVANT			
<input type="checkbox"/> GRANDSON	<input type="checkbox"/> BROTHER-IN-LAW	<input type="checkbox"/> OTHER (Specify)			
<input type="checkbox"/> GRANDDAUGHTER	<input type="checkbox"/> SISTER-IN-LAW				
<input type="checkbox"/> GRANDCHILD	<input type="checkbox"/> ORPHAN				

FORM 10-637
1910 CENSUS INDEX - INDIVIDUAL

U.S. DEPARTMENT OF COMMERCE
BUREAU OF THE CENSUS

TEXAS

U 320	HEAD OF FAMILY		White Rev. L. L.	E.D.	SHEET
COLOR	AGE	BIRTHPLACE		112	32
u	37	2710		VOL.	79
COUNTY	Hunt		CITY	Greenville	
OTHER MEMBERS OF FAMILY					
	NAME	RELATIONSHIP	AGE	BIRTHPLACE	
	Allie	W	35		
	Jordan	S	9		
	Quinton	S	7		
	Evelyn	D	4		
	Weldon	S	8/12		
	Carson Rizzie	Da. L.	38	La.	

FORM 10.636
1910 CENSUS INDEX - FAMILY

U S DEPARTMENT OF COMMERCE
BUREAU OF THE CENSUS

TEXAS

W300	HEAD OF FAMILY		Woodley R J.	E.D.	SHEET
COLOR	AGE	BIRTHPLACE		VOL.	
W	40	Ky.		130	
COUNTY			CITY		
OTHER MEMBERS OF FAMILY					
NAME		RELATIONSHIP	AGE	BIRTHPLACE	
John		W	34	Ill	
Alice		S	21	I	
Mabel		DL	20	Ind	

FORM 10 636
1910 CENSUS INDEX - FAMILY

U. S. DEPARTMENT OF COMMERCE
BUREAU OF THE CENSUS

TEXAS

W 300	NAME OF INDIVIDUAL Wade L F		E. D. 20	SHEET 9
COLOR W	AGE 35	BIRTHPLACE	VOL. 18	
COUNTY Burleson		CITY		
ENUMERATED WITH Royden J M				
RELATIONSHIP TO ABOVE				
<input type="checkbox"/> SON	<input type="checkbox"/> NEPHEW	<input type="checkbox"/> STEPSON		
<input type="checkbox"/> DAUGHTER	<input type="checkbox"/> NIECE	<input type="checkbox"/> STEPDAUGHTER		
<input type="checkbox"/> BROTHER	<input type="checkbox"/> FATHER-IN-LAW	<input type="checkbox"/> COUSIN		
<input type="checkbox"/> SISTER	<input type="checkbox"/> MOTHER-IN-LAW	<input checked="" type="checkbox"/> HIRED MAN		
<input type="checkbox"/> FATHER	<input type="checkbox"/> SON-IN-LAW	<input type="checkbox"/> ROOMER		
<input type="checkbox"/> MOTHER	<input type="checkbox"/> DAUGHTER-IN-LAW	<input type="checkbox"/> SERVANT		
<input type="checkbox"/> GRANDSON	<input type="checkbox"/> BROTHER-IN-LAW	<input type="checkbox"/> OTHER (Specify)		
<input type="checkbox"/> GRANDDAUGHTER	<input type="checkbox"/> SISTER-IN-LAW			
<input type="checkbox"/> GRANDCHILD	<input type="checkbox"/> ORPHAN			

FORM 10-637

1910 CENSUS INDEX - INDIVIDUAL

U. S. DEPARTMENT OF COMMERCE
BUREAU OF THE CENSUS

TEXAS

1. 300	HEAD OF FAMILY		Ward L. E.		E.D.	SHEET
COLOR	AGE	BIRTHPLACE			106	29
10	36				VOL.	138
COUNTY			Trinity		CITY	
OTHER MEMBERS OF FAMILY						
NAME		RELATIONSHIP	AGE	BIRTHPLACE		
Living alone						

FORM 10 636
1910 CENSUS INDEX - FAMILY

U.S. DEPARTMENT OF COMMERCE
BUREAU OF THE CENSUS

TEXAS

U 300	HEAD OF FAMILY (L. E.	E.D.	SHEET
	White			27	1
COLOR	AGE	BIRTHPLACE		VOL.	
W	44	Mo.		21	
COUNTY	Childress		CITY		
OTHER MEMBERS OF FAMILY					
NAME		RELATIONSHIP	AGE	BIRTHPLACE	
	Ruth	W	38	Miss	
	Lloyd	S	16		

FORM 10-636
1910 CENSUS INDEX - FAMILY

U. S. DEPARTMENT OF COMMERCE
BUREAU OF THE CENSUS

TEXAS

630-	HEAD OF FAMILY W. Hill, J. E. Ryan		E.D. 216	SHEET 238
COLOR W	AGE 22	BIRTHPLACE O		VOL. 126
COUNTY Runnels		CITY		
OTHER MEMBERS OF FAMILY				
NAME		RELATIONSHIP	AGE	BIRTHPLACE
W. Hill		W	22	N. Mex
J. E. Ryan		D	4	
J. E. Ryan		S	13/2	

FORM 10-636
- 1910 CENSUS INDEX - FAMILY

U. S. DEPARTMENT OF COMMERCE
BUREAU OF THE CENSUS

TEXAS

21300		NAME OF INDIVIDUAL		W. White J. E.		E.D.	SHEET
COLOR	AGE	BIRTHPLACE		77		142	
W	63	Iowa		VOL.		115	
COUNTY				CITY			
Parker							
ENUMERATED WITH							
W. White B. B.							
RELATIONSHIP TO ABOVE							
<input type="checkbox"/> SON	<input type="checkbox"/> NEPHEW	<input type="checkbox"/> STEPSON					
<input type="checkbox"/> DAUGHTER	<input type="checkbox"/> NIECE	<input type="checkbox"/> STEPDAUGHTER					
<input type="checkbox"/> BROTHER	<input type="checkbox"/> FATHER-IN-LAW	<input type="checkbox"/> COUSIN					
<input type="checkbox"/> SISTER	<input type="checkbox"/> MOTHER-IN-LAW	<input type="checkbox"/> HIRED MAN					
<input type="checkbox"/> FATHER	<input type="checkbox"/> SON-IN-LAW	<input type="checkbox"/> ROOMER					
<input checked="" type="checkbox"/> MOTHER	<input type="checkbox"/> DAUGHTER-IN-LAW	<input type="checkbox"/> SERVANT					
<input type="checkbox"/> GRANDSON	<input type="checkbox"/> BROTHER-IN-LAW	<input type="checkbox"/> OTHER (Specify)					
<input type="checkbox"/> GRANDDAUGHTER	<input type="checkbox"/> SISTER-IN-LAW						
<input type="checkbox"/> GRANDCHILD	<input type="checkbox"/> ORPHAN						

FORM 10 637

1910 CENSUS INDEX - INDIVIDUAL

U. S. DEPARTMENT OF COMMERCE
BUREAU OF THE CENSUS

TEXAS

6300	NAME OF INDIVIDUAL White, L. L.		E.O. 62	SHEET 185
COLOR W	AGE 26	BIRTHPLACE	VOL. 62	
COUNTY Hidalgo		CITY Mercedes		
ENUMERATED WITH White, J. T.				
RELATIONSHIP TO ABOVE.				
<input type="checkbox"/> SON	<input checked="" type="checkbox"/> NEPHEW	<input type="checkbox"/> STEPSON		
<input type="checkbox"/> DAUGHTER	<input type="checkbox"/> NIECE	<input type="checkbox"/> STEPDAUGHTER		
<input type="checkbox"/> BROTHER	<input type="checkbox"/> FATHER-IN-LAW	<input type="checkbox"/> COUSIN		
<input type="checkbox"/> SISTER	<input type="checkbox"/> MOTHER-IN-LAW	<input type="checkbox"/> HIRED MAN		
<input type="checkbox"/> FATHER	<input type="checkbox"/> SON-IN-LAW	<input type="checkbox"/> ROOMER		
<input type="checkbox"/> MOTHER	<input type="checkbox"/> DAUGHTER-IN-LAW	<input type="checkbox"/> SERVANT		
<input type="checkbox"/> GRANDSON	<input type="checkbox"/> BROTHER-IN-LAW	<input type="checkbox"/> OTHER (Specify)		
<input type="checkbox"/> GRANDDAUGHTER	<input type="checkbox"/> SISTER-IN-LAW			
<input type="checkbox"/> GRANDCHILD	<input type="checkbox"/> ORPHAN			

FORM 10-637
1910 CENSUS INDEX - INDIVIDUAL

U. S. DEPARTMENT OF COMMERCE
BUREAU OF THE CENSUS

TEXAS

W 300	HEAD OF FAMILY		White, L. D.	E.D.	SHEET
COLOR	AGE	BIRTHPLACE		VOL.	
w	40	ala		41	
COUNTY			CITY		
Lamar			9		
OTHER MEMBERS OF FAMILY					
NAME		RELATIONSHIP	AGE	BIRTHPLACE	
W. Allen		w	40	Ark	
Stacy, Mary		SD	17		
Jewel		SD	15		
Jodie		SS	9		
Roy		SS	7		
Earl		SS	5		

FORM 10-636

1910 CENSUS INDEX - FAMILY

U.S. DEPARTMENT OF COMMERCE
BUREAU OF THE CENSUS

TEXAS

w300		HEAD OF FAMILY		Wade L.D.		E.D.	SHEET
COLOR	w	AGE	33	BIRTHPLACE		55	253
COUNTY				CITY		VOL.	
Johnson						55	
OTHER MEMBERS OF FAMILY							
	NAME	RELATIONSHIP	AGE	BIRTHPLACE			
/	Minnie	W	34				
/	Cornwell	S	13				
/	Dewey	S	11				
/	Curtis	S	10				
/	Phillip	S	7				
/	Buster B	S	5				
/	Bessie	D	1				

FORM 10-636A

1910 CENSUS INDEX - INDIVIDUAL

U.S. DEPARTMENT OF COMMERCE
BUREAU OF THE CENSUS

TEXAS

2030	HEAD OF FAMILY Wood L.C.		E.O. 57	SHEET 255
COLOR W	AGE 44	BIRTHPLACE	VOL. 77	
COUNTY	Hopkins	CITY	Sulphur Springs	
OTHER MEMBERS OF FAMILY				
	NAME	RELATIONSHIP	AGE	BIRTHPLACE
	Kate	W	40	
	Sam J	S	16	
	Sam J	S	16	
	Lucy	D	12	
	John C.	S	10	

FORM 10 636

1910 CENSUS INDEX - FAMILY

U S. DEPARTMENT OF COMMERCE
BUREAU OF THE CENSUS

TEXAS

W 300		NAME OF INDIVIDUAL		W. Lute, L. S. - Mrs		E.O.	SHEET
COLOR		AGE	BIRTHPLACE		VOL.		
W		24	Dean		36		
COUNTY				CITY			
F 50				Dallas			
ENUMERATED WITH							
Collie, Marnie							
RELATIONSHIP TO ABOVE							
<input type="checkbox"/>	SON	<input type="checkbox"/>	NEPHEW	<input type="checkbox"/>	STEPSON		
<input type="checkbox"/>	DAUGHTER	<input type="checkbox"/>	NIECE	<input type="checkbox"/>	STEPDAUGHTER		
<input type="checkbox"/>	BROTHER	<input type="checkbox"/>	FATHER-IN-LAW	<input type="checkbox"/>	COUSIN		
<input type="checkbox"/>	SISTER	<input type="checkbox"/>	MOTHER-IN-LAW	<input type="checkbox"/>	HIRED MAN		
<input type="checkbox"/>	FATHER	<input type="checkbox"/>	SON-IN-LAW	<input checked="" type="checkbox"/>	ROOMER		
<input type="checkbox"/>	MOTHER	<input type="checkbox"/>	DAUGHTER-IN-LAW	<input type="checkbox"/>	SERVANT		
<input type="checkbox"/>	GRANDSON	<input type="checkbox"/>	BROTHER-IN-LAW	<input type="checkbox"/>	OTHER (Specify)		
<input type="checkbox"/>	GRANDDAUGHTER	<input type="checkbox"/>	SISTER-IN-LAW				
<input type="checkbox"/>	GRANDCHILD	<input type="checkbox"/>	ORPHAN				

FORM 10-637

1910 CENSUS INDEX - INDIVIDUAL

U. S. DEPARTMENT OF COMMERCE
BUREAU OF THE CENSUS

TEXAS

W 300	HEAD OF FAMILY		Wade J. B.		E.O.	SHEET
COLOR	AGE	BIRTHPLACE			1341	237
W	35				VOL.	
COUNTY	Hunt		CITY	Dwight		
OTHER MEMBERS OF FAMILY						
NAME		RELATIONSHIP	AGE	BIRTHPLACE		
Ethel		w	47			
Stephen		s	3			
Johnnie		d	2			

FORM 10 636

1910 CENSUS INDEX - FAMILY

U.S. DEPARTMENT OF COMMERCE
BUREAU OF THE CENSUS

HEAD OF FAMILY			TEXAS	
COLOR	AGE	BIRTHPLACE	E.D.	SHEET
W	59	Ark	13	5
COUNTY			VOL.	
Baylor			6	
OTHER MEMBERS OF FAMILY				
NAME	RELATIONSHIP	AGE	BIRTHPLACE	
Mary E	w	59	Ark	
Frank G	h	18		

FORM 10-636
 1910 CENSUS INDEX - FAMILY

U.S. DEPARTMENT OF COMMERCE
 BUREAU OF THE CENSUS

TEXAS

10300	HEAD OF FAMILY		Wood L A		E.D.	SHEET
COLOR	AGE	BIRTHPLACE		VOL.		
W	65	Miss		32		
COUNTY				CITY		
Coryell						
OTHER MEMBERS OF FAMILY						
NAME		RELATIONSHIP	AGE	BIRTHPLACE		
Ray Helen E		W	55	Miss		
Ray		W	9			

FORM 10-636
1910 CENSUS INDEX - FAMILY

U. S. DEPARTMENT OF COMMERCE
BUREAU OF THE CENSUS

TEXAS

W 300	HEAD OF FAMILY				E.D.	SHEET
COLOR	AGE	BIRTHPLACE			163	133
W	60	N. C.			VOL.	
COUNTY	Kerr		CITY		88	
OTHER MEMBERS OF FAMILY						
NAME		RELATIONSHIP	AGE	BIRTHPLACE		
Lelia B.		W	42			
John C.		S	20			
Louise J.		S	18			
Helena S.		D	7			
L. Thomas		S	4			
L. J. H.						

FORM 10 638

1910 CENSUS INDEX - FAMILY

U S DEPARTMENT OF COMMERCE
BUREAU OF THE CENSUS

TEXAS

W 300		HEAD OF FAMILY: White LA		E.D.	SHEET
8		2			
COLOR	AGE	BIRTHPLACE	VOL.		
W	41	Conn	15		
COUNTY	Bowie		CITY Texasboro		
OTHER MEMBERS OF FAMILY					
	NAME	RELATIONSHIP	AGE	BIRTHPLACE	
	Mary	W	33	Miss	
	Bertie	D	16		
	Mary	D	13		
	Glady	D	12		

FORM 10-636

1910 CENSUS INDEX - FAMILY

U.S. DEPARTMENT OF COMMERCE
BUREAU OF THE CENSUS

TEXAS

W 300	HEAD OF FAMILY W. L. L. L.		E.D. 215	SHEET 109
COLOR W	AGE 59	BIRTHPLACE Miss.	VOL. 116	
COUNTY San Saba		CITY		
OTHER MEMBERS OF FAMILY				
	NAME	RELATIONSHIP	AGE	BIRTHPLACE
	Cora A	41	40	Kansas
	Violet	D	8	
	Leta	D	6	
	Emma	D	4	
	Sallie	D	2	
	Tuttle, Bradford	SS	12	
	Freddie	SS	10	

FORM 10-636A

1910 CENSUS INDEX - INDIVIDUAL

U. S. DEPARTMENT OF COMMERCE
BUREAU OF THE CENSUS

HEAD OF FAMILY		TEXAS	
COLOR W	AGE 24	BIRTHPLACE Wood L. A.	E.D. 124
COUNTY Howard	CITY Big Springs		SHEET 191
VOL. 72			
OTHER MEMBERS OF FAMILY			
NAME	RELATIONSHIP	AGE	BIRTHPLACE
1 h	W	11	

FORM 10-636
1910 CENSUS INDEX - FAMILY

U.S. DEPARTMENT OF COMMERCE
BUREAU OF THE CENSUS

TEXAS

W 350		HEAD OF FAMILY		W. L. L.		E.D.	SHEET
COLOR	W	AGE	42	BIRTHPLACE	Keweenaw	91	496
COUNTY	Tarrant			CITY		VOL.	127
OTHER MEMBERS OF FAMILY							
NAME	RELATIONSHIP	AGE	BIRTHPLACE				
William	H	38					
Louis	S	9					
John	S	7					
Mary	S	6					
Joseph	S	4					
Victor	S	2					
Leon	S	5/2					

FORM 10-636

1910 CENSUS INDEX - FAMILY

U. S. DEPARTMENT OF COMMERCE
BUREAU OF THE CENSUS

W300		NAME OF INDIVIDUAL		TEXAS	
COLOR	W	AGE	67	BIRTHPLACE	Ark
ENUMERATED WITH				Sterling	
RELATIONSHIP TO ABOVE				White John	
<input type="checkbox"/> SON	<input type="checkbox"/> NEPHEW				
<input type="checkbox"/> DAUGHTER	<input type="checkbox"/> NIECE				
<input type="checkbox"/> BROTHER	<input type="checkbox"/> FATHER-IN-LAW				
<input type="checkbox"/> SISTER	<input type="checkbox"/> MOTHER-IN-LAW				
<input checked="" type="checkbox"/> FATHER	<input type="checkbox"/> SON-IN-LAW				
<input type="checkbox"/> MOTHER	<input type="checkbox"/> DAUGHTER-IN-LAW				
<input type="checkbox"/> GRANDSON	<input type="checkbox"/> BROTHER-IN-LAW				
<input type="checkbox"/> GRANDDAUGHTER	<input type="checkbox"/> SISTER-IN-LAW				
<input type="checkbox"/> GRANDCHILD	<input type="checkbox"/> ORPHAN				
		<input type="checkbox"/> STEPSON			
		<input type="checkbox"/> STEPDAUGHTER			
		<input type="checkbox"/> COUSIN			
		<input type="checkbox"/> HIRED MAN			
		<input type="checkbox"/> ROOMER			
		<input type="checkbox"/> SERVANT			
		<input type="checkbox"/> OTHER (Specify)			
		<input type="checkbox"/>			

E.D.	SHEET
25-3	89
VOL.	
126	

FORM BC-627 (5-5-57)
FORMERLY 10-557

1910 CENSUS INDEX - INDIVIDUAL

U.S. DEPARTMENT OF COMMERCE
BUREAU OF THE CENSUS

TEXAS

W 300		NAME OF INDIVIDUAL White L		E.D.	SHEET
COLOR W	AGE 10/1/30	BIRTHPLACE Ireland		83	88
COUNTY	CITY			VOL.	84
ENUMERATED WITH					
RELATIONSHIP TO ABOVE Eggleston, W					
<input type="checkbox"/> SON	<input type="checkbox"/> NEPHEW	<input type="checkbox"/> STEPSON			
<input type="checkbox"/> DAUGHTER	<input type="checkbox"/> NIECE	<input type="checkbox"/> STEPDAUGHTER			
<input type="checkbox"/> BROTHER	<input type="checkbox"/> FATHER-IN-LAW	<input type="checkbox"/> COUSIN			
<input type="checkbox"/> SISTER	<input type="checkbox"/> MOTHER-IN-LAW	<input type="checkbox"/> HIRED MAN			
<input type="checkbox"/> FATHER	<input type="checkbox"/> SON-IN-LAW	<input checked="" type="checkbox"/> ROOMER			
<input type="checkbox"/> MOTHER	<input type="checkbox"/> DAUGHTER-IN-LAW	<input type="checkbox"/> SERVANT			
<input type="checkbox"/> GRANDSON	<input type="checkbox"/> BROTHER-IN-LAW	<input type="checkbox"/> OTHER (Specify)			
<input type="checkbox"/> GRANDDAUGHTER	<input type="checkbox"/> SISTER-IN-LAW				
<input type="checkbox"/> GRANDCHILD	<input type="checkbox"/> ORPHAN				

FORM 10 637
1910 CENSUS INDEX - INDIVIDUAL

U.S. DEPARTMENT OF COMMERCE
BUREAU OF THE CENSUS

TEXAS

W 300	HEAD OF FAMILY Wade L		E.D. 143	SHEET 11
COLOR W	AGE 2/4	BIRTHPLACE	VOL. 28	
COUNTY	Comal		CITY	
OTHER MEMBERS OF FAMILY				
	NAME	RELATIONSHIP	AGE	BIRTHPLACE
	Jennie	W	43	
	Georgia	D	7	
	A C	S	4	
	D L	D	25	
	Young Alfred	SS	14	
	W B	SS	18	

FORM 10-636

1910 CENSUS INDEX - FAMILY

U.S. DEPARTMENT OF COMMERCE
BUREAU OF THE CENSUS

1308		HEAD OF FAMILY		TEXAS	
COLOR	White	AGE	30	BIRTHPLACE	Ark.
COUNTY			Bowie	CITY	Texas
E.D.		91		VOL. 15	
OTHER MEMBERS OF FAMILY					
NAME		RELATIONSHIP	AGE	BIRTHPLACE	
Allen		D	10		
Paul		5	8		
Earl		5	6		

FORM 10-636
 1910 CENSUS INDEX - FAMILY

U.S. DEPARTMENT OF COMMERCE
 BUREAU OF THE CENSUS

4302		HEAD OF FAMILY		TEXAS	
COUNTY	COL. 2	AGE	BIRTHPLACE	E.D.	SHEET
	W	65	sa	37	4
			CITY	Wood	
OTHER MEMBERS OF FAMILY					
NAME		RELATIONSHIP	AGE	BIRTHPLACE	
Leo		S	40	sa	

FORM 10-636
1910 CENSUS INDEX - FAMILY

U.S. DEPARTMENT OF COMMERCE
BUREAU OF THE CENSUS

TEXAS

LW300		HEAD OF FAMILY		White L.		E.D.	SHEET
COLOR	W	AGE	51	BIRTHPLACE		19	5
COUNTY				CITY			
				Collin			
OTHER MEMBERS OF FAMILY							
NAME		RELATIONSHIP	AGE	BIRTHPLACE			
Spencer		S	9				
John		S	6				
L. A.							

FORM 10-636
1910 CENSUS INDEX - FAMILY

U.S. DEPARTMENT OF COMMERCE
BUREAU OF THE CENSUS

L

TEXAS

61300		HEAD OF FAMILY		E.P.		SHEET	
COLOR B		Age 45		142		381	
COUNTY		BIRTHPLACE		VOL.			
Matagorda				101			
OTHER MEMBERS OF FAMILY							
NAME		RELATIONSHIP		AGE		BIRTHPLACE	
Scott		D		18			
- 1		D		32			
+ 114							

FORM 10 636
1910 CENSUS INDEX - FAMILY

U.S. DEPARTMENT OF COMMERCE
BUREAU OF THE CENSUS

TEXAS

W300	NAME OF INDIVIDUAL Wood, Kittie J		E.D. 118	SHEET 8
COLOR W	AGE 22	BIRTHPLACE mo	VOL. 128	
COUNTY Tarrant		CITY Fort Worth		
ENUMERATED WITH Alexander, William H				
RELATIONSHIP TO ABOVE				
<input type="checkbox"/> SON	<input type="checkbox"/> NEPHEW	<input type="checkbox"/> STEPSON		
<input type="checkbox"/> DAUGHTER	<input type="checkbox"/> NIECE	<input type="checkbox"/> STEPDAUGHTER		
<input type="checkbox"/> BROTHER	<input type="checkbox"/> FATHER-IN-LAW	<input type="checkbox"/> COUSIN		
<input type="checkbox"/> SISTER	<input type="checkbox"/> MOTHER-IN-LAW	<input type="checkbox"/> HIRED MAN		
<input type="checkbox"/> FATHER	<input type="checkbox"/> SON-IN-LAW	<input checked="" type="checkbox"/> ROOMER		
<input type="checkbox"/> MOTHER	<input type="checkbox"/> DAUGHTER-IN-LAW	<input type="checkbox"/> SERVANT		
<input type="checkbox"/> GRANDSON	<input type="checkbox"/> BROTHER-IN-LAW	<input type="checkbox"/> OTHER (Specify)		
<input type="checkbox"/> GRANDDAUGHTER	<input type="checkbox"/> SISTER-IN-LAW			
<input type="checkbox"/> GRANDCHILD	<input type="checkbox"/> ORPHAN			

FORM 10-637

1910 CENSUS INDEX - INDIVIDUAL

U. S. DEPARTMENT OF COMMERCE
BUREAU OF THE CENSUS

TEXAS

14300	NAME OF INDIVIDUAL <i>White Lattie</i>		E.D. <i>41</i>	SHEET <i>165</i>
COL. <i>B</i>	AGE <i>68</i>	BIRTHPLACE	VOL. <i>71</i>	
COUNTY <i>Harrison</i>		CITY <i>Marshall</i>		
ENUMERATED WITH <i>Johnson Jim</i>				
RELATIONSHIP TO ABOVE				
<input type="checkbox"/> SON	<input type="checkbox"/> NEPHEW	<input type="checkbox"/> STEPSON		
<input type="checkbox"/> DAUGHTER	<input type="checkbox"/> NIECE	<input type="checkbox"/> STEPDAUGHTER		
<input type="checkbox"/> BROTHER	<input type="checkbox"/> FATHER-IN-LAW	<input type="checkbox"/> COUSIN		
<input type="checkbox"/> SISTER	<input type="checkbox"/> MOTHER-IN-LAW	<input type="checkbox"/> HIRED MAN		
<input type="checkbox"/> FATHER	<input type="checkbox"/> SON-IN-LAW	<input type="checkbox"/> ROOMER		
<input checked="" type="checkbox"/> MOTHER	<input type="checkbox"/> DAUGHTER-IN-LAW	<input type="checkbox"/> SERVANT		
<input type="checkbox"/> GRANDSON	<input type="checkbox"/> BROTHER-IN-LAW	<input type="checkbox"/> OTHER (<i>Specify</i>)		
<input type="checkbox"/> GRANDDAUGHTER	<input type="checkbox"/> SISTER-IN-LAW			
<input type="checkbox"/> GRANDCHILD	<input type="checkbox"/> ORPHAN			

FORM 10-637
1910 CENSUS INDEX - INDIVIDUAL

U. S. DEPARTMENT OF COMMERCE
BUREAU OF THE CENSUS

W300		NAME OF INDIVIDUAL		TEXAS	
COLOR	W	AGE	2/12	BIRTHPLACE	W. White, Kittie
COUNTY	Coryell			CITY	
ENUMERATED WITH				E.D.	31
RELATIONSHIP TO ABOVE				SHEET	16
<input type="checkbox"/> SON <input type="checkbox"/> DAUGHTER <input type="checkbox"/> BROTHER <input type="checkbox"/> SISTER <input type="checkbox"/> FATHER <input type="checkbox"/> MOTHER <input type="checkbox"/> GRANDSON <input checked="" type="checkbox"/> GRANDDAUGHTER <input type="checkbox"/> GRANDCHILD				<input type="checkbox"/> NEPHEW <input type="checkbox"/> NIECE <input type="checkbox"/> FATHER-IN-LAW <input type="checkbox"/> MOTHER-IN-LAW <input type="checkbox"/> SON-IN-LAW <input type="checkbox"/> DAUGHTER-IN-LAW <input type="checkbox"/> BROTHER-IN-LAW <input type="checkbox"/> SISTER-IN-LAW <input type="checkbox"/> ORPHAN	
				VOL. 32	
W. White, Tom					

FORM 10 637
 1910 CENSUS INDEX - INDIVIDUAL

U.S. DEPARTMENT OF COMMERCE
 BUREAU OF THE CENSUS

TEXAS

W300	HEAD OF FAMILY Wood K. F. Jr.		E.D. 765	SHEET 183
COLOR W	AGE 36	BIRTHPLACE		VOL 75
COUNTY - Hill		CITY		
OTHER MEMBERS OF FAMILY				
NAME	RELATIONSHIP	AGE	BIRTHPLACE	
Alice	W	29		
Alder	D	12		
William	S	10		
Mabel	D	8		
Ladye	D	6		
Roland	S	3		
Roy	S	1		

FORM 10-636A
1910 CENSUS INDEX - INDIVIDUAL

U.S. DEPARTMENT OF COMMERCE
BUREAU OF THE CENSUS

4-360		HEAD OF FAMILY		TEXAS	
COLOR	15	AGE	47	BIRTHPLACE	Wheat Ridge
COUNTY					
				CITY	
				E.D.	54
				SHEET	119
				VOL.	55
OTHER MEMBERS OF FAMILY					
NAME		RELATIONSHIP	AGE	BIRTHPLACE	
Wheat Clara		D	29		
Wheat Clarence F		S	25		

FORM 10 636
 1910 CENSUS INDEX - FAMILY

U. S. DEPARTMENT OF COMMERCE
 BUREAU OF THE CENSUS

16-200		NAME OF INDIVIDUAL <i>W. White Kermish</i>		TEXAS	
COLOR <i>W</i>	AGE <i>14</i>	BIRTHPLACE	E.D. <i>9</i>	SHEET <i>5</i>	
COUNTY <i>Brazos</i>			CITY <i></i>		
ENUMERATED WITH <i>Oliver Leustis J.</i>			VOL. <i>6</i>		
RELATIONSHIP TO ABOVE					
<input type="checkbox"/> SON	<input type="checkbox"/> NEPHEW	<input type="checkbox"/> STEPSON			
<input type="checkbox"/> DAUGHTER	<input type="checkbox"/> NIECE	<input type="checkbox"/> STEPDAUGHTER			
<input type="checkbox"/> BROTHER	<input type="checkbox"/> FATHER-IN-LAW	<input type="checkbox"/> COUSIN			
<input type="checkbox"/> SISTER	<input type="checkbox"/> MOTHER-IN-LAW	<input type="checkbox"/> HIRED MAN			
<input type="checkbox"/> FATHER	<input type="checkbox"/> SON-IN-LAW	<input type="checkbox"/> ROOMER			
<input type="checkbox"/> MOTHER	<input type="checkbox"/> DAUGHTER-IN-LAW	<input type="checkbox"/> SERVANT			
<input type="checkbox"/> GRANDSON	<input type="checkbox"/> BROTHER-IN-LAW	<input checked="" type="checkbox"/> OTHER (Specify)			
<input type="checkbox"/> GRANDDAUGHTER	<input type="checkbox"/> SISTER-IN-LAW	<i>Bo</i>			
<input type="checkbox"/> GRANDCHILD	<input type="checkbox"/> ORPHAN				

FORM 10-637
1910 CENSUS INDEX - INDIVIDUAL

U.S. DEPARTMENT OF COMMERCE
BUREAU OF THE CENSUS

TEXAS

70306		HEAD OF FAMILY		E.D.	SHEET
White		Kenny T		86	139
COLOR	AGE	BIRTHPLACE		VOL.	
W	56	Ky		126	
COUNTY			CITY		
Smith					
OTHER MEMBERS OF FAMILY					
NAME		RELATIONSHIP	AGE	BIRTHPLACE	
Mary A		W	43	24	
Russell		S	25	1	
Early G		S	19		
Lida		D	9		

FORM 10-638
1910 CENSUS INDEX - FAMILY

U.S. DEPARTMENT OF COMMERCE
BUREAU OF THE CENSUS

TEXAS

W300	HEAD OF FAMILY		Wood Kenneth A	E.C.	SHEET
				42	2
COLOR	AGE	BIRTHPLACE		VOL.	
W	34			27	
COUNTY			CITY		
Collingsworth					
OTHER MEMBERS OF FAMILY					
	NAME	RELATIONSHIP	AGE	BIRTHPLACE	
	Rose A	W	32		
	Blanche	D	14		
	Rudolph	S	8		
	Athel	S	4		
	Elton	S	3		
	Ada	D	2 1/2		
	Rolph	B	31		

FORM 10-636A
1910 CENSUS INDEX - INDIVIDUAL

U.S. DEPARTMENT OF COMMERCE
BUREAU OF THE CENSUS

TEXAS

- 2000		HEAD OF FAMILY		E.D.	SHEET
		White, Kelly		97	278
COLOR	AGE	BIRTHPLACE		VOL.	
B	31			68	
COUNTY	Harris			CITY	Houston
OTHER MEMBERS OF FAMILY					
	NAME	RELATIONSHIP	AGE	BIRTHPLACE	
1	Bertha	W	29		
	Pruett Elna	ML	49		
	Walrus Richard	S	12		
	Pruett Valree	BL	7		
	James	BL	21		
	Ellie	Sub	15		
	Edward	BL	12		

FORM 10 636
1910 CENSUS INDEX - FAMILY

U. S. DEPARTMENT OF COMMERCE
BUREAU OF THE CENSUS

TEXAS

W 300		HEAD OF FAMILY			E.D.	SHEET
COLOR		AGE	BIRTHPLACE		85	168
ma		37	U.S.		VOL.	61
COUNTY	Grayson			CITY	Denison	
OTHER MEMBERS OF FAMILY						
NAME		RELATIONSHIP	AGE	BIRTHPLACE		
lives alone						

FORM 10 636
1910 CENSUS INDEX - FAMILY

U.S. DEPARTMENT OF COMMERCE
BUREAU OF THE CENSUS

TEXAS

W 300	HEAD OF FAMILY White Kelley S		E.D. 34	SHEET 2
COLOR W	AGE 20	BIRTHPLACE		VOL. 25
COUNTY Crosby		CITY		
OTHER MEMBERS OF FAMILY				
NAME		RELATIONSHIP	AGE	BIRTHPLACE
-1 Bessie		W	18	Ky
-				-
-				
-				
-				
-				
-				

FORM 10-636
1910 CENSUS INDEX - FAMILY

U.S. DEPARTMENT OF COMMERCE
BUREAU OF THE CENSUS

TEXAS

W300	HEAD OF FAMILY		E.D.	SHEET
	White	Kellen N.	134	240
COLOR	AGE	BIRTHPLACE	VOL.	
W	23		86	
COUNTY	CITY			
Jones				
OTHER MEMBERS OF FAMILY				
NAME		RELATIONSHIP	AGE	BIRTHPLACE
Lula		W	25	Tenn.

FORM 10-636

1910 CENSUS INDEX - FAMILY

U.S. DEPARTMENT OF COMMERCE
BUREAU OF THE CENSUS

TEXAS

W 300	NAME OF INDIVIDUAL White, Kay A.		E.D. 43	SHEET 391
COLOR W	AGE 4	BIRTHPLACE	VOL. 35	
COUNTY Dallas		CITY Dallas		
ENUMERATED WITH Penick, Thomas H.				
RELATIONSHIP TO ABOVE				
<input type="checkbox"/> SON	<input type="checkbox"/> NEPHEW	<input type="checkbox"/> STEPSON		
<input type="checkbox"/> DAUGHTER	<input type="checkbox"/> NIECE	<input checked="" type="checkbox"/> STEPDAUGHTER		
<input type="checkbox"/> BROTHER	<input type="checkbox"/> FATHER-IN-LAW	<input type="checkbox"/> COUSIN		
<input type="checkbox"/> SISTER	<input type="checkbox"/> MOTHER-IN-LAW	<input type="checkbox"/> HIRED MAN		
<input type="checkbox"/> FATHER	<input type="checkbox"/> SON-IN-LAW	<input type="checkbox"/> ROOMER		
<input type="checkbox"/> MOTHER	<input type="checkbox"/> DAUGHTER-IN-LAW	<input type="checkbox"/> SERVANT		
<input type="checkbox"/> GRANDSON	<input type="checkbox"/> BROTHER-IN-LAW	<input type="checkbox"/> OTHER (Specify)		
<input type="checkbox"/> GRANDDAUGHTER	<input type="checkbox"/> SISTER-IN-LAW			
<input type="checkbox"/> GRANDCHILD	<input type="checkbox"/> ORPHAN			

FORM 10-637
1910 CENSUS INDEX - INDIVIDUAL

U. S. DEPARTMENT OF COMMERCE
BUREAU OF THE CENSUS

TEXAS

W300	NAME OF INDIVIDUAL White Kattie		E.D. 65	SHEET 82
COLOR W	AGE 43	BIRTHPLACE	VOL. 125	
COUNTY	Smith	CITY Tyles		
ENUMERATED WITH House E Emma				
RELATIONSHIP TO ABOVE				
<input type="checkbox"/> SON	<input type="checkbox"/> NEPHEW	<input type="checkbox"/> STEPSON		
<input type="checkbox"/> DAUGHTER	<input type="checkbox"/> NIECE	<input type="checkbox"/> STEPDAUGHTER		
<input type="checkbox"/> BROTHER	<input type="checkbox"/> FATHER-IN-LAW	<input type="checkbox"/> COUSIN		
<input type="checkbox"/> SISTER	<input type="checkbox"/> MOTHER-IN-LAW	<input type="checkbox"/> HIRED MAN		
<input type="checkbox"/> FATHER	<input type="checkbox"/> SON-IN-LAW	<input type="checkbox"/> ROOMER		
<input type="checkbox"/> MOTHER	<input type="checkbox"/> DAUGHTER-IN-LAW	<input type="checkbox"/> SERVANT		
<input type="checkbox"/> GRANDSON	<input type="checkbox"/> BROTHER-IN-LAW	<input checked="" type="checkbox"/> OTHER (Specify)		
<input type="checkbox"/> GRANDDAUGHTER	<input type="checkbox"/> SISTER-IN-LAW	PA		
<input type="checkbox"/> GRANDCHILD	<input type="checkbox"/> ORPHAN			

FORM 10-697 (5-18-52)

U.S. DEPARTMENT OF COMMERCE
BUREAU OF THE CENSUS

1910 CENSUS INDEX - INDIVIDUAL

* GPO : 1922 O--641223

TEXAS

- W300		NAME OF INDIVIDUAL <i>White Kattie</i>		E.O. <i>41</i>	SHEET <i>165</i>
COLOR <i>B</i>	AGE <i>16</i>	BIRTHPLACE		VOL. <i>71</i>	
COUNTY <i>Harrison</i>		CITY <i>Marshall</i>			
ENUMERATED WITH <i>Johnson Jim</i>					
RELATIONSHIP TO ABOVE					
<input type="checkbox"/> SON	<input type="checkbox"/> NEPHEW	<input type="checkbox"/> STEPSON			
<input type="checkbox"/> DAUGHTER	<input type="checkbox"/> NIECE	<input type="checkbox"/> STEPDAUGHTER			
<input type="checkbox"/> BROTHER	<input type="checkbox"/> FATHER-IN-LAW	<input type="checkbox"/> COUSIN			
<input checked="" type="checkbox"/> SISTER	<input type="checkbox"/> MOTHER-IN-LAW	<input type="checkbox"/> HIRED MAN			
<input type="checkbox"/> FATHER	<input type="checkbox"/> SON-IN-LAW	<input type="checkbox"/> ROOMER			
<input type="checkbox"/> MOTHER	<input type="checkbox"/> DAUGHTER-IN-LAW	<input type="checkbox"/> SERVANT			
<input type="checkbox"/> GRANDSON	<input type="checkbox"/> BROTHER-IN-LAW	<input type="checkbox"/> OTHER (<i>Specify</i>)			
<input type="checkbox"/> GRANDDAUGHTER	<input type="checkbox"/> SISTER-IN-LAW				
<input type="checkbox"/> GRANDCHILD	<input type="checkbox"/> ORPHAN				

FORM 10-637

1910 CENSUS INDEX - INDIVIDUAL

U.S. DEPARTMENT OF COMMERCE
BUREAU OF THE CENSUS

TEXAS

W300	NAME OF INDIVIDUAL - White Katie P		E. D. 95	SHEET 4
COLOR W	AGE 65	BIRTHPLACE Ind	VOL. 17	
COUNTY		CITY		
ENUMERATED WITH Brown		William Harman		
RELATIONSHIP TO ABOVE				
<input type="checkbox"/> SON	<input type="checkbox"/> NEPHEW	<input type="checkbox"/> STEPSON		
<input type="checkbox"/> DAUGHTER	<input type="checkbox"/> NIECE	<input type="checkbox"/> STEPDAUGHTER		
<input type="checkbox"/> BROTHER	<input type="checkbox"/> FATHER-IN-LAW	<input type="checkbox"/> COUSIN		
<input type="checkbox"/> SISTER	<input checked="" type="checkbox"/> MOTHER-IN-LAW	<input type="checkbox"/> HIRED MAN		
<input type="checkbox"/> FATHER	<input type="checkbox"/> SON-IN-LAW	<input type="checkbox"/> ROOMER		
<input type="checkbox"/> MOTHER	<input type="checkbox"/> DAUGHTER-IN-LAW	<input type="checkbox"/> SERVANT		
<input type="checkbox"/> GRANDSON	<input type="checkbox"/> BROTHER-IN-LAW	<input type="checkbox"/> OTHER (Specify)		
<input type="checkbox"/> GRANDDAUGHTER	<input type="checkbox"/> SISTER-IN-LAW			
<input type="checkbox"/> GRANDCHILD	<input type="checkbox"/> ORPHAN			

FORM 10-637
1910 CENSUS INDEX - INDIVIDUAL

U. S. DEPARTMENT OF COMMERCE
BUREAU OF THE CENSUS

TEXAS

W 300		NAME OF INDIVIDUAL		E.D.	SHEET
COLOR	AGE	BIRTHPLACE		106	375
W	34			VOL.	138
COUNTY		Trinity		CITY	
ENUMERATED WITH					
Sweeney Mattie E.					
RELATIONSHIP TO ABOVE					
<input type="checkbox"/> SON	<input type="checkbox"/> NEPHEW	<input type="checkbox"/> STEPPSON			
<input type="checkbox"/> DAUGHTER	<input type="checkbox"/> NIECE	<input type="checkbox"/> STEPDAUGHTER			
<input type="checkbox"/> BROTHER	<input type="checkbox"/> FATHER-IN-LAW	<input type="checkbox"/> COUSIN			
<input type="checkbox"/> SISTER	<input type="checkbox"/> MOTHER-IN-LAW	<input type="checkbox"/> HIRED MAN			
<input type="checkbox"/> FATHER	<input type="checkbox"/> SON-IN-LAW	<input checked="" type="checkbox"/> ROOMER			
<input type="checkbox"/> MOTHER	<input type="checkbox"/> DAUGHTER-IN-LAW	<input type="checkbox"/> SERVANT			
<input type="checkbox"/> GRANDSON	<input type="checkbox"/> BROTHER-IN-LAW	<input type="checkbox"/> OTHER (Specify)			
<input type="checkbox"/> GRANDDAUGHTER	<input type="checkbox"/> SISTER-IN-LAW				
<input type="checkbox"/> GRANDCHILD	<input type="checkbox"/> ORPHAN				

FORM BC-627 (5-5-67)
FORMERLY 10-637

1910 CENSUS INDEX - INDIVIDUAL

U.S. DEPARTMENT OF COMMERCE
BUREAU OF THE CENSUS

TEXAS

W300	NAME OF INDIVIDUAL <i>White, Katie</i>		E.D. <i>82</i>	SHEET <i>183</i>
COLOR <i>W</i>	AGE <i>65</i>	BIRTHPLACE <i>La.</i>	VOL. <i>83</i>	
COUNTY Jefferson		CITY <i>Beaumont</i>		
ENUMERATED WITH <i>Collette, Eugene B.</i>				
RELATIONSHIP TO ABOVE				
<input type="checkbox"/> SON	<input type="checkbox"/> NEPHEW	<input type="checkbox"/> STEPSON		
<input type="checkbox"/> DAUGHTER	<input type="checkbox"/> NIECE	<input type="checkbox"/> STEPDAUGHTER		
<input type="checkbox"/> BROTHER	<input type="checkbox"/> FATHER-IN-LAW	<input type="checkbox"/> COUSIN		
<input type="checkbox"/> SISTER	<input checked="" type="checkbox"/> MOTHER-IN-LAW	<input type="checkbox"/> HIRED MAN		
<input type="checkbox"/> FATHER	<input type="checkbox"/> SON-IN-LAW	<input type="checkbox"/> ROOMER		
<input type="checkbox"/> MOTHER	<input type="checkbox"/> DAUGHTER-IN-LAW	<input type="checkbox"/> SERVANT		
<input type="checkbox"/> GRANDSON	<input type="checkbox"/> BROTHER-IN-LAW	<input type="checkbox"/> OTHER (<i>Specify</i>)		
<input type="checkbox"/> GRANDDAUGHTER	<input type="checkbox"/> SISTER-IN-LAW			
<input type="checkbox"/> GRANDCHILD	<input type="checkbox"/> ORPHAN			

FORM 1b.637
1910 CENSUS INDEX - INDIVIDUAL

U. S. DEPARTMENT OF COMMERCE
BUREAU OF THE CENSUS

TEXAS

W300		HEAD OF FAMILY <i>White Kate</i>		E.D.	SHEET
COLOR <i>B</i>	AGE <i>42</i>	BIRTHPLACE		89	545
COUNTY <i>Travis</i>		CITY		VOL.	<i>136</i>
OTHER MEMBERS OF FAMILY					
NAME		RELATIONSHIP	AGE	BIRTHPLACE	
<i>Roberta</i>		<i>LD</i>	<i>25</i>		
<i>Myrtle</i>		<i>D</i>	<i>21</i>		
<i>Sadie</i>		<i>D</i>	<i>10</i>		
<i>Dean Thurlow</i>		<i>SS</i>	<i>5</i>		
<i>Horton Herbert</i>		<i>SS</i>	<i>3</i>		

FORM 10-636
1910 CENSUS INDEX - FAMILY

U.S. DEPARTMENT OF COMMERCE
BUREAU OF THE CENSUS

TEXAS

W300	HEAD OF FAMILY		Wyett Katie		E.D.	SHEET
COLOR B.	AGE	BIRTHPLACE		97	46	
COUNTY	Polk		CITY		VOL. 104	
OTHER MEMBERS OF FAMILY						
NAME		RELATIONSHIP	AGE	BIRTHPLACE		
Morgan		S	18			
Octavia		D	17			
Lee		S	16			
Swanson		S	14			
Attis		S	12			
Jesse E		S	8			

FORM 10-636
1910 CENSUS INDEX + FAMILY

U.S. DEPARTMENT OF COMMERCE
BUREAU OF THE CENSUS

W300		NAME OF INDIVIDUAL Wade, Katie		TEXAS	
COLOR mu	AGE 32	BIRTHPLACE La		E.D. 36	SHEET 35
COUNTY Bexar		CITY San Antonio		VOL. 11	
ENUMERATED WITH Franklin, Sam					
RELATIONSHIP TO ABOVE					
<input type="checkbox"/> SON	<input type="checkbox"/> NEPHEW	<input type="checkbox"/> STEPSON			
<input type="checkbox"/> DAUGHTER	<input type="checkbox"/> NIECE	<input type="checkbox"/> STEPDAUGHTER			
<input type="checkbox"/> BROTHER	<input type="checkbox"/> FATHER-IN-LAW	<input type="checkbox"/> COUSIN			
<input type="checkbox"/> SISTER	<input type="checkbox"/> MOTHER-IN-LAW	<input type="checkbox"/> HIRED MAN			
<input type="checkbox"/> FATHER	<input type="checkbox"/> SON-IN-LAW	<input checked="" type="checkbox"/> ROOMER			
<input type="checkbox"/> MOTHER	<input type="checkbox"/> DAUGHTER-IN-LAW	<input type="checkbox"/> SERVANT			
<input type="checkbox"/> GRANDSON	<input type="checkbox"/> BROTHER-IN-LAW	<input type="checkbox"/> OTHER (Specify)			
<input type="checkbox"/> GRANDDAUGHTER	<input type="checkbox"/> SISTER-IN-LAW				
<input type="checkbox"/> GRANDCHILD	<input type="checkbox"/> ORPHAN				

FORM 10.637
1910 CENSUS INDEX - INDIVIDUAL

U. S. DEPARTMENT OF COMMERCE
BUREAU OF THE CENSUS

TEXAS

W 300		NAME OF INDIVIDUAL -		E.D.		SHEET	
W		Wood Katie		93		31	
COLOR		AGE		BIRTHPLACE		VOL.	
W		15				108	
COUNTY				CITY			
Navarro							
ENUMERATED WITH -							
Fuller Claude							
RELATIONSHIP TO ABOVE							
<input type="checkbox"/> SON	<input type="checkbox"/> NEPHEW	<input type="checkbox"/> STEPSON					
<input type="checkbox"/> DAUGHTER	<input type="checkbox"/> NIECE	<input type="checkbox"/> STEPDAUGHTER					
<input type="checkbox"/> BROTHER	<input type="checkbox"/> FATHER-IN-LAW	<input type="checkbox"/> COUSIN					
<input type="checkbox"/> SISTER	<input type="checkbox"/> MOTHER-IN-LAW	<input type="checkbox"/> HIRED MAN					
<input type="checkbox"/> FATHER	<input type="checkbox"/> SON-IN-LAW	<input type="checkbox"/> ROOMER					
<input type="checkbox"/> MOTHER	<input type="checkbox"/> DAUGHTER-IN-LAW	<input type="checkbox"/> SERVANT					
<input type="checkbox"/> GRANDSON	<input type="checkbox"/> BROTHER-IN-LAW	<input type="checkbox"/> OTHER (Specify)					
<input type="checkbox"/> GRANDDAUGHTER	<input checked="" type="checkbox"/> SISTER-IN-LAW						
<input type="checkbox"/> GRANDCHILD	<input type="checkbox"/> ORPHAN						

FORM 10-637
1910 CENSUS INDEX - INDIVIDUAL

U.S. DEPARTMENT OF COMMERCE
BUREAU OF THE CENSUS

TEXAS

W 300	NAME OF INDIVIDUAL White, Kathleen		E.O. 136	SHEET 178
COLOR W	AGE 22	BIRTHPLACE Ky	VOL. 86	
COUNTY Jones		CITY Stamford		
ENUMERATED WITH McKissiman, David				
RELATIONSHIP TO ABOVE				
<input type="checkbox"/> SON	<input type="checkbox"/> NEPHEW	<input type="checkbox"/> STEPSON		
<input type="checkbox"/> DAUGHTER	<input type="checkbox"/> NIECE	<input type="checkbox"/> STEPDAUGHTER		
<input type="checkbox"/> BROTHER	<input type="checkbox"/> FATHER-IN-LAW	<input type="checkbox"/> COUSIN		
<input type="checkbox"/> SISTER	<input type="checkbox"/> MOTHER-IN-LAW	<input type="checkbox"/> HUSBAND		
<input type="checkbox"/> FATHER	<input type="checkbox"/> SON-IN-LAW	<input checked="" type="checkbox"/> ROOMER		
<input type="checkbox"/> MOTHER	<input type="checkbox"/> DAUGHTER-IN-LAW	<input type="checkbox"/> SERVANT		
<input type="checkbox"/> GRANDSON	<input type="checkbox"/> BROTHER-IN-LAW	<input type="checkbox"/> OTHER (Specify)		
<input type="checkbox"/> GRANDDAUGHTER	<input type="checkbox"/> SISTER-IN-LAW			
<input type="checkbox"/> GRANDCHILD	<input type="checkbox"/> ORPHAN			

FORM 10-637
1910 CENSUS INDEX - INDIVIDUAL

U.S. DEPARTMENT OF COMMERCE
BUREAU OF THE CENSUS

TEXAS

W 300	HEAD OF FAMILY		E.O.	SHEET
	Mary E. Katherine		39	324
COLOR	AGE	BIRTHPLACE	VOL.	
W	28		34	
COUNTY	Dallas		CITY Dallas	
OTHER MEMBERS OF FAMILY				
NAME		RELATIONSHIP	AGE	BIRTHPLACE
Alman		Si	24	
Albani		B	22	
Alman		Si	20	
Alman		B	15	
Mary		a	57	Iowa

FORM 10-636
1910 CENSUS INDEX - FAMILY

U S. DEPARTMENT OF COMMERCE
BUREAU OF THE CENSUS

TEXAS

11300		NAME OF INDIVIDUAL <i>Winters, Ruth</i>		E. D.	SHEET
COLOR <i>W</i>	AGE <i>4</i>	BIRTHPLACE		<i>31</i>	<i>17</i>
COUNTY Henderson		CITY <i>74</i>			
ENUMERATED WITH <i>Winters, John L.</i>					
RELATIONSHIP TO ABOVE					
<input type="checkbox"/> SON	<input type="checkbox"/> NEPHEW	<input type="checkbox"/> STEPSON			
<input type="checkbox"/> DAUGHTER	<input type="checkbox"/> NIECE	<input type="checkbox"/> STEPDAUGHTER			
<input type="checkbox"/> BROTHER	<input type="checkbox"/> FATHER-IN-LAW	<input type="checkbox"/> COUSIN			
<input type="checkbox"/> SISTER	<input type="checkbox"/> MOTHER-IN-LAW	<input type="checkbox"/> HIRED MAN			
<input type="checkbox"/> FATHER	<input type="checkbox"/> SON-IN-LAW	<input type="checkbox"/> ROOMER			
<input type="checkbox"/> MOTHER	<input type="checkbox"/> DAUGHTER-IN-LAW	<input type="checkbox"/> SERVANT			
<input type="checkbox"/> GRANDSON	<input type="checkbox"/> BROTHER-IN-LAW	<input type="checkbox"/> OTHER (<i>Specify</i>)			
<input checked="" type="checkbox"/> GRANDDAUGHTER	<input type="checkbox"/> SISTER-IN-LAW				
<input type="checkbox"/> GRANDCHILD	<input type="checkbox"/> ORPHAN				

FORM 10 637

1910 CENSUS INDEX - INDIVIDUAL

U. S. DEPARTMENT OF COMMERCE
BUREAU OF THE CENSUS

TEXAS

W 300	NAME OF INDIVIDUAL Wool Kate M		E.D. 211	SHEET 225
COLOR W	AGE 32	BIRTHPLACE Ira	VOL. 95	
COUNTY Limestone		CITY New		
ENUMERATED WITH East Jess B				
RELATIONSHIP TO ABOVE				
<input type="checkbox"/> SON	<input type="checkbox"/> NEPHEW	<input type="checkbox"/> STEPSON		
<input checked="" type="checkbox"/> DAUGHTER	<input type="checkbox"/> NIECE	<input type="checkbox"/> STEPDAUGHTER		
<input type="checkbox"/> BROTHER	<input type="checkbox"/> FATHER-IN-LAW	<input type="checkbox"/> COUSIN		
<input type="checkbox"/> SISTER	<input type="checkbox"/> MOTHER-IN-LAW	<input type="checkbox"/> HIRED MAN		
<input type="checkbox"/> FATHER	<input type="checkbox"/> SON-IN-LAW	<input type="checkbox"/> ROOMER		
<input type="checkbox"/> MOTHER	<input type="checkbox"/> DAUGHTER-IN-LAW	<input type="checkbox"/> SERVANT		
<input type="checkbox"/> GRANDSON	<input type="checkbox"/> BROTHER-IN-LAW	<input type="checkbox"/> OTHER (Specify)		
<input type="checkbox"/> GRANDDAUGHTER	<input type="checkbox"/> SISTER-IN-LAW			
<input type="checkbox"/> GRANDCHILD	<input type="checkbox"/> ORPHAN			

FORM 10-637
1910 CENSUS INDEX - INDIVIDUAL

U. S. DEPARTMENT OF COMMERCE
BUREAU OF THE CENSUS

TEXAS

W 300	NAME OF INDIVIDUAL <i>Wheat Kate M</i>		E.D. 10	SHEET 1
COLOR <i>W</i>	AGE 23	BIRTHPLACE	VOL. 4	
COUNTY <i>Bandera</i>		CITY		
ENUMERATED WITH <i>Adams John M</i>				
RELATIONSHIP TO ABOVE				
<input type="checkbox"/> SON	<input type="checkbox"/> NEPHEW	<input type="checkbox"/> STEPSON		
<input checked="" type="checkbox"/> DAUGHTER	<input type="checkbox"/> NIECE	<input type="checkbox"/> STEPDAUGHTER		
<input type="checkbox"/> BROTHER	<input type="checkbox"/> FATHER-IN-LAW	<input type="checkbox"/> COUSIN		
<input type="checkbox"/> SISTER	<input type="checkbox"/> MOTHER-IN-LAW	<input type="checkbox"/> HIRED MAN		
<input type="checkbox"/> FATHER	<input type="checkbox"/> SON-IN-LAW	<input type="checkbox"/> ROOMER		
<input type="checkbox"/> MOTHER	<input type="checkbox"/> DAUGHTER-IN-LAW	<input type="checkbox"/> SERVANT		
<input type="checkbox"/> GRANDSON	<input type="checkbox"/> BROTHER-IN-LAW	<input type="checkbox"/> OTHER (<i>Specify</i>)		
<input type="checkbox"/> GRANDDAUGHTER	<input type="checkbox"/> SISTER-IN-LAW			
<input type="checkbox"/> GRANDCHILD	<input type="checkbox"/> ORPHAN			

FORM 10-637

1910 CENSUS INDEX - INDIVIDUAL

U.S. DEPARTMENT OF COMMERCE
BUREAU OF THE CENSUS

TEXAS

1370		NAME OF INDIVIDUAL <i>Hood, Kate E.</i>		E.D. 66	SHEET 40
COLOR W	AGE 24	BIRTHPLACE		VOL. 62	
COUNTY Hidalgo		CITY			
ENUMERATED WITH <i>Hood, David G.</i>					
RELATIONSHIP TO ABOVE					
<input type="checkbox"/> SON	<input type="checkbox"/> NEPHEW	<input type="checkbox"/> STEPSON			
<input type="checkbox"/> DAUGHTER	<input type="checkbox"/> NIECE	<input type="checkbox"/> STEPDAUGHTER			
<input type="checkbox"/> BROTHER	<input type="checkbox"/> FATHER-IN-LAW	<input type="checkbox"/> COUSIN			
<input checked="" type="checkbox"/> SISTER	<input type="checkbox"/> MOTHER-IN-LAW	<input type="checkbox"/> HIRED MAN			
<input type="checkbox"/> FATHER	<input type="checkbox"/> SON-IN-LAW	<input type="checkbox"/> ROOMER			
<input type="checkbox"/> MOTHER	<input type="checkbox"/> DAUGHTER-IN-LAW	<input type="checkbox"/> SERVANT			
<input type="checkbox"/> GRANDSON	<input type="checkbox"/> BROTHER-IN-LAW	<input type="checkbox"/> OTHER (Specify)			
<input type="checkbox"/> GRANDDAUGHTER	<input type="checkbox"/> SISTER-IN-LAW				
<input type="checkbox"/> GRANDCHILD	<input type="checkbox"/> ORPHAN				

FORM 10-637
1910 CENSUS INDEX - INDIVIDUAL

U.S. DEPARTMENT OF COMMERCE
BUREAU OF THE CENSUS

TEXAS

W305		NAME OF INDIVIDUAL		E.P.	SHEET
COLOR	AGE	BIRTHPLACE		VOL.	
COUNTY			CITY		
Tarrant					
ENUMERATED WITH					
RELATIONSHIP TO ABOVE					
<input type="checkbox"/> SON	<input type="checkbox"/> NEPHEW	<input type="checkbox"/> STEPSON			
<input type="checkbox"/> DAUGHTER	<input type="checkbox"/> NIECE	<input type="checkbox"/> STEPDAUGHTER			
<input type="checkbox"/> BROTHER	<input type="checkbox"/> FATHER-IN-LAW	<input type="checkbox"/> COUSIN			
<input type="checkbox"/> SISTER	<input checked="" type="checkbox"/> MOTHER-IN-LAW	<input type="checkbox"/> HIRED MAN			
<input type="checkbox"/> FATHER	<input type="checkbox"/> SON-IN-LAW	<input type="checkbox"/> ROOMER			
<input type="checkbox"/> MOTHER	<input type="checkbox"/> DAUGHTER-IN-LAW	<input type="checkbox"/> SERVANT			
<input type="checkbox"/> GRANDSON	<input type="checkbox"/> BROTHER-IN-LAW	<input type="checkbox"/> OTHER (Specify)			
<input type="checkbox"/> GRANDDAUGHTER	<input type="checkbox"/> SISTER-IN-LAW				
<input type="checkbox"/> GRANDCHILD	<input type="checkbox"/> ORPHAN				

FORM 10-637

1910 CENSUS INDEX - INDIVIDUAL

U.S. DEPARTMENT OF COMMERCE
BUREAU OF THE CENSUS

TEXAS

W 300		NAME OF INDIVIDUAL White, Kate		E.D. 157	SHEET 109
COLOR B	AGE 19	BIRTHPLACE		VGL. 141	
COUNTY		Walker		CITY	
ENUMERATED WITH Hudley, Dan					
RELATIONSHIP TO ABOVE					
<input type="checkbox"/> SON	<input type="checkbox"/> NEPHEW	<input type="checkbox"/> STEPSON			
<input type="checkbox"/> DAUGHTER	<input type="checkbox"/> NIECE	<input type="checkbox"/> STEPDAUGHTER			
<input type="checkbox"/> BROTHER	<input type="checkbox"/> FATHER-IN-LAW	<input type="checkbox"/> COUSIN			
<input type="checkbox"/> SISTER	<input type="checkbox"/> MOTHER-IN-LAW	<input type="checkbox"/> HIRED MAN			
<input type="checkbox"/> FATHER	<input type="checkbox"/> SON-IN-LAW	<input type="checkbox"/> ROOMER			
<input type="checkbox"/> MOTHER	<input type="checkbox"/> DAUGHTER-IN-LAW	<input type="checkbox"/> SERVANT			
<input type="checkbox"/> GRANDSON	<input type="checkbox"/> BROTHER-IN-LAW	<input checked="" type="checkbox"/> OTHER (Specify)			
<input type="checkbox"/> GRANDDAUGHTER	<input type="checkbox"/> SISTER-IN-LAW	Cook			
<input type="checkbox"/> GRANDCHILD	<input type="checkbox"/> ORPHAN				

FORM BC-627 (8-8-67)
FORMERLY 10-637

1910 CENSUS INDEX - INDIVIDUAL

U.S. DEPARTMENT OF COMMERCE
BUREAU OF THE CENSUS

TEXAS

W300	NAME OF INDIVIDUAL Wood Kate		E.D. 2	SHEET 107
COLOR W	AGE 51	BIRTHPLACE Vir.	VOL. 57	
COUNTY Gregg		CITY Longview		
ENUMERATED WITH Clark Tom B.				
RELATIONSHIP TO ABOVE				
<input type="checkbox"/> SON	<input type="checkbox"/> NEPHEW	<input type="checkbox"/> STEPSON		
<input type="checkbox"/> DAUGHTER	<input type="checkbox"/> NIECE	<input type="checkbox"/> STEPDAUGHTER		
<input type="checkbox"/> BROTHER	<input type="checkbox"/> FATHER-IN-LAW	<input type="checkbox"/> COUSIN		
<input type="checkbox"/> SISTER	<input checked="" type="checkbox"/> MOTHER-IN-LAW	<input type="checkbox"/> HIRED MAN		
<input type="checkbox"/> FATHER	<input type="checkbox"/> SON-IN-LAW	<input type="checkbox"/> ROOMER		
<input type="checkbox"/> MOTHER	<input type="checkbox"/> DAUGHTER-IN-LAW	<input type="checkbox"/> SERVANT		
<input type="checkbox"/> GRANDSON	<input type="checkbox"/> BROTHER-IN-LAW	<input type="checkbox"/> OTHER (Specify)		
<input type="checkbox"/> GRANDDAUGHTER	<input type="checkbox"/> SISTER-IN-LAW			
<input type="checkbox"/> GRANDCHILD	<input type="checkbox"/> ORPHAN			

FORM 10.637
1910 CENSUS INDEX - INDIVIDUAL

U. S. DEPARTMENT OF COMMERCE
BUREAU OF THE CENSUS

TEXAS

W300		HEAD OF FAMILY		E.D.	SHEET
COLOR	AGE	BIRTHPLACE		96	198
2	28			VOL.	48
COUNTY		Erath		CITY	
OTHER MEMBERS OF FAMILY					
NAME		RELATIONSHIP	AGE	BIRTHPLACE	
Lillian		S	25		
Minnie		S	23		

FORM 10-636
1910 CENSUS INDEX - FAMILY

U.S. DEPARTMENT OF COMMERCE
BUREAU OF THE CENSUS

TEXAS

W 300		NAME OF INDIVIDUAL		E.D.	SHEET
White Kate				117	247
COLOR	W	AGE	BIRTHPLACE	VOL.	
		NR	ala	52	
COUNTY			CITY		
Haskell					
ENUMERATED WITH					
Webb Napoleon B.					
RELATIONSHIP TO ABOVE					
<input type="checkbox"/> SON	<input type="checkbox"/> NEPHEW	<input type="checkbox"/> STEPSON			
<input type="checkbox"/> DAUGHTER	<input type="checkbox"/> NIECE	<input type="checkbox"/> STEPDAUGHTER			
<input type="checkbox"/> BROTHER	<input type="checkbox"/> FATHER-IN-LAW	<input type="checkbox"/> COUSIN			
<input type="checkbox"/> SISTER	<input type="checkbox"/> MOTHER-IN-LAW	<input type="checkbox"/> HIRED MAN			
<input type="checkbox"/> FATHER	<input type="checkbox"/> SON-IN-LAW	<input type="checkbox"/> ROOMER			
<input type="checkbox"/> MOTHER	<input type="checkbox"/> DAUGHTER-IN-LAW	<input type="checkbox"/> SERVANT			
<input type="checkbox"/> GRANDSON	<input type="checkbox"/> BROTHER-IN-LAW	<input type="checkbox"/> OTHER (Specify)			
<input type="checkbox"/> GRANDDAUGHTER	<input type="checkbox"/> SISTER-IN-LAW				
<input type="checkbox"/> GRANDCHILD	<input type="checkbox"/> ORPHAN				

FORM 10-637
1910 CENSUS INDEX - INDIVIDUAL

U. S. DEPARTMENT OF COMMERCE
BUREAU OF THE CENSUS

TEXAS

W 300		NAME OF INDIVIDUAL <i>White Kate</i>		E.D.	SHEET
COLOR <i>W</i>	AGE <i>6</i>	BIRTHPLACE		<i>10</i>	<i>19</i>
COUNTY <i>Cherokee</i>		CITY		VOL.	<i>23</i>
ENUMERATED WITH <i>White Lorange D</i>					
RELATIONSHIP TO ABOVE					
<input type="checkbox"/> SON	<input type="checkbox"/> NEPHEW	<input type="checkbox"/> STEPSON			
<input type="checkbox"/> DAUGHTER	<input type="checkbox"/> NIECE	<input type="checkbox"/> STEPDAUGHTER			
<input type="checkbox"/> BROTHER	<input type="checkbox"/> FATHER-IN-LAW	<input type="checkbox"/> COUSIN			
<input checked="" type="checkbox"/> SISTER	<input type="checkbox"/> MOTHER-IN-LAW	<input type="checkbox"/> Hired MAN			
<input type="checkbox"/> FATHER	<input type="checkbox"/> SON-IN-LAW	<input type="checkbox"/> ROOMER			
<input type="checkbox"/> MOTHER	<input type="checkbox"/> DAUGHTER-IN-LAW	<input type="checkbox"/> SERVANT			
<input type="checkbox"/> GRANDSON	<input type="checkbox"/> BROTHER-IN-LAW	<input type="checkbox"/> OTHER (Specify)			
<input type="checkbox"/> GRANDDAUGHTER	<input type="checkbox"/> SISTER-IN-LAW				
<input type="checkbox"/> GRANDCHILD	<input type="checkbox"/> ORPHAN				

FORM 10 637

1910 CENSUS INDEX - INDIVIDUAL

U. S. DEPARTMENT OF COMMERCE
BUREAU OF THE CENSUS

TEXAS

W 300		NAME OF INDIVIDUAL Wyatt, Kate		E.O.	SHEET
COLOR B	AGE 4	BIRTHPLACE		80	67
COUNTY Navarro			CITY Corsicana		
ENUMERATED WITH Wyatt, Collie L					
RELATIONSHIP TO ABOVE					
<input type="checkbox"/> SON	<input type="checkbox"/> NEPHEW	<input type="checkbox"/> STEPSON			
<input type="checkbox"/> DAUGHTER	<input type="checkbox"/> NIECE	<input type="checkbox"/> STEPDAUGHTER			
<input type="checkbox"/> BROTHER	<input type="checkbox"/> FATHER-IN-LAW	<input type="checkbox"/> COUSIN			
<input type="checkbox"/> SISTER	<input type="checkbox"/> MOTHER-IN-LAW	<input type="checkbox"/> HIRED MAN			
<input type="checkbox"/> FATHER	<input type="checkbox"/> SON-IN-LAW	<input type="checkbox"/> ROOMER			
<input type="checkbox"/> MOTHER	<input type="checkbox"/> DAUGHTER-IN-LAW	<input type="checkbox"/> SERVANT			
<input type="checkbox"/> GRANDSON	<input type="checkbox"/> BROTHER-IN-LAW	<input type="checkbox"/> OTHER (Specify)			
<input checked="" type="checkbox"/> GRANDDAUGHTER	<input type="checkbox"/> SISTER-IN-LAW				
<input type="checkbox"/> GRANDCHILD	<input type="checkbox"/> ORPHAN				

FORM 10-637

1910 CENSUS INDEX - INDIVIDUAL

U.S. DEPARTMENT OF COMMERCE
BUREAU OF THE CENSUS

TEXAS

W300	HEAD OF FAMILY		Woodry, Mrs. Kate		E.D.	SHEET
COLOR	W	AGE	BIRTHPLACE		93	16
COUNTY		38	mo		VOL.	37
Dallas			CITY			
OTHER MEMBERS OF FAMILY						
NAME		RELATIONSHIP	AGE	BIRTHPLACE		
Vallie W.		D	9			
Katie W.		S	5			

FORM 10-636
1910 CENSUS INDEX - FAMILY

U. S. DEPARTMENT OF COMMERCE
BUREAU OF THE CENSUS

U.S. 00		NAME OF INDIVIDUAL		TEXAS	
COLOR	White	AGE	72	BIRTHPLACE	Kate
COUNTY	Shelby	CITY		E.D.	149
ENUMERATED WITH				SHEET	
White - John				126	
RELATIONSHIP TO ABOVE				VOL.	
<input type="checkbox"/> SON <input type="checkbox"/> DAUGHTER <input type="checkbox"/> BROTHER <input type="checkbox"/> SISTER <input type="checkbox"/> FATHER <input checked="" type="checkbox"/> MOTHER <input type="checkbox"/> GRANDSON <input type="checkbox"/> GRANDDAUGHTER <input type="checkbox"/> GRANDCHILD				<input type="checkbox"/> NEPHEW <input type="checkbox"/> NIECE <input type="checkbox"/> FATHER-IN-LAW <input type="checkbox"/> MOTHER-IN-LAW <input type="checkbox"/> SON-IN-LAW <input type="checkbox"/> DAUGHTER-IN-LAW <input type="checkbox"/> BROTHER-IN-LAW <input type="checkbox"/> SISTER-IN-LAW <input type="checkbox"/> ORPHAN	
				<input type="checkbox"/> STEPSON <input type="checkbox"/> STEPDAUGHTER <input type="checkbox"/> COUSIN <input type="checkbox"/> HIRED MAN <input type="checkbox"/> ROOMER <input type="checkbox"/> SERVANT <input type="checkbox"/> OTHER (Specify)	

FORM 10-637 (8-18-62)

1910 CENSUS INDEX - INDIVIDUAL

U.S. DEPARTMENT OF COMMERCE
BUREAU OF THE CENSUS

• GPO : 1962 O-641483

W 300		NAME OF INDIVIDUAL		TEXAS	
COLOR	White	AGE	32	BIRTHPLACE	K. K.
COUNTY	W	Smith		CITY	Tyler
ENUMERATED WITH		Johnson		Case	
RELATIONSHIP TO ABOVE					
<input type="checkbox"/> SON	<input type="checkbox"/> NEPHEW				
<input type="checkbox"/> DAUGHTER	<input type="checkbox"/> NIECE				
<input type="checkbox"/> BROTHER	<input type="checkbox"/> FATHER-IN-LAW				
<input type="checkbox"/> SISTER	<input checked="" type="checkbox"/> MOTHER-IN-LAW				
<input type="checkbox"/> FATHER	<input type="checkbox"/> SON-IN-LAW				
<input type="checkbox"/> MOTHER	<input type="checkbox"/> DAUGHTER-IN-LAW				
<input type="checkbox"/> GRANDSON	<input type="checkbox"/> BROTHER-IN-LAW				
<input type="checkbox"/> GRANDDAUGHTER	<input type="checkbox"/> SISTER-IN-LAW				
<input type="checkbox"/> GRANDCHILD	<input type="checkbox"/> ORPHAN				
		<input type="checkbox"/> STEPSON		<input type="checkbox"/> STEPDAUGHTER	
		<input type="checkbox"/> COUSIN		<input type="checkbox"/> HIRED MAN	
		<input checked="" type="checkbox"/> ROOMER		<input type="checkbox"/> SERVANT	
		<input type="checkbox"/> OTHER (Specify)		<input type="checkbox"/>	

E.D. 64
SHEET 206
VOL: 125

FORM BC-627 (9-8-67)
FORMERLY 10-637

1910 CENSUS INDEX - INDIVIDUAL

U.S. DEPARTMENT OF COMMERCE
BUREAU OF THE CENSUS

TEXAS

W. 300	NAME OF INDIVIDUAL Wade, Karl F		E. D. 24	SHEET 374
COLOR W	AGE 23	BIRTHPLACE Pa.	VOL. 33	
COUNTY Dallas	CITY Dallas			
ENUMERATED WITH Boven Susan				
RELATIONSHIP TO ABOVE				
<input type="checkbox"/> SON	<input type="checkbox"/> NEPHEW	<input type="checkbox"/> STEPSON		
<input type="checkbox"/> DAUGHTER	<input type="checkbox"/> NIECE	<input type="checkbox"/> STEPDAUGHTER		
<input type="checkbox"/> BROTHER	<input type="checkbox"/> FATHER-IN-LAW	<input type="checkbox"/> COUSIN		
<input type="checkbox"/> SISTER	<input type="checkbox"/> MOTHER-IN-LAW	<input type="checkbox"/> HIRED MAN		
<input type="checkbox"/> FATHER	<input type="checkbox"/> SON-IN-LAW	<input checked="" type="checkbox"/> ROOMER		
<input type="checkbox"/> MOTHER	<input type="checkbox"/> DAUGHTER-IN-LAW	<input type="checkbox"/> SERVANT		
<input type="checkbox"/> GRANDSON	<input type="checkbox"/> BROTHER-IN-LAW	<input type="checkbox"/> OTHER (Specify)		
<input type="checkbox"/> GRANDDAUGHTER	<input type="checkbox"/> SISTER-IN-LAW			
<input type="checkbox"/> GRANDCHILD	<input type="checkbox"/> ORPHAN			

FORM 10-637
1910 CENSUS INDEX - INDIVIDUAL

U. S. DEPARTMENT OF COMMERCE
BUREAU OF THE CENSUS

TEXAS

W300	HEAD OF FAMILY Witte Karrod		E.O. 9-9	SHEET 9
COLOR W	AGE 27	BIRTHPLACE -	VOL. 3	
COUNTY	Austin		CITY	
OTHER MEMBERS OF FAMILY				
	NAME	RELATIONSHIP	AGE	BIRTHPLACE
1	Dada	W	29	

FORM 10-636
1910 CENSUS INDEX - FAMILY

U.S. DEPARTMENT OF COMMERCE
BUREAU OF THE CENSUS

TEXAS

W300	NAME OF INDIVIDUAL <i>White Kaleb</i>		E.D. 4	SHEET 3
COLOR B	AGE 40	BIRTHPLACE	VOL. 5	
COUNTY	Bastrop		CITY	
ENUMERATED WITH <i>Raisey Evelyn</i>				
RELATIONSHIP TO ABOVE				
<input type="checkbox"/> SON	<input type="checkbox"/> NEPHEW	<input type="checkbox"/> STEPSON		
<input type="checkbox"/> DAUGHTER	<input type="checkbox"/> NIECE	<input type="checkbox"/> STEPDAUGHTER		
<input type="checkbox"/> BROTHER	<input type="checkbox"/> FATHER-IN-LAW	<input type="checkbox"/> COUSIN		
<input type="checkbox"/> SISTER	<input type="checkbox"/> MOTHER-IN-LAW	<input type="checkbox"/> HUSBAND		
<input type="checkbox"/> FATHER	<input type="checkbox"/> SON-IN-LAW	<input checked="" type="checkbox"/> ROOMER		
<input type="checkbox"/> MOTHER	<input type="checkbox"/> DAUGHTER-IN-LAW	<input type="checkbox"/> SERVANT		
<input type="checkbox"/> GRANDSON	<input type="checkbox"/> BROTHER-IN-LAW	<input type="checkbox"/> OTHER (Specify)		
<input type="checkbox"/> GRANDDAUGHTER	<input type="checkbox"/> SISTER-IN-LAW			
<input type="checkbox"/> GRANDCHILD	<input type="checkbox"/> ORPHAN			

FORM 10-637
1910 CENSUS INDEX - INDIVIDUAL

U. S. DEPARTMENT OF COMMERCE
BUREAU OF THE CENSUS

TEXAS

W 300.	HEAD OF FAMILY White K Van		E.D. 71	SHEET 188
COLOR B	AGE 34	BIRTHPLACE N. Car	VOL. 67	
COUNTY Harris		CITY Houston		
OTHER MEMBERS OF FAMILY				
NAME		RELATIONSHIP	AGE	BIRTHPLACE
1 - Nannie W			34	
1 - Addings Pearlle S D			15	
1 - Lucciana S D			10	

FORM 10-636

1910 CENSUS INDEX - FAMILY

U.S. DEPARTMENT OF COMMERCE
BUREAU OF THE CENSUS

TEXAS

W300	HEAD OF FAMILY Wood R. B.		E.D. 64	SHEET 7
COLOR W	AGE 31	BIRTHPLACE		VOL. 31
COUNTY Conke		CITY		
OTHER MEMBERS OF FAMILY				
	NAME	RELATION- SHIP	AGE	BIRTHPLACE
+	Theresa	W	29	
	Winnie	S	9	
	Hubert	S	6	
	Jody	S	5	
	Ruby	D	2	

FORM 10 636
1910 CENSUS INDEX - FAMILY

U. S. DEPARTMENT OF COMMERCE
BUREAU OF THE CENSUS

TEXAS

U 300	HEAD OF FAMILY		E.D.	SHEET
COLOR	AGE	BIRTHPLACE	45	110
W	23		VOL.	121
COUNTY	Rusk		CITY	
OTHER MEMBERS OF FAMILY				
NAME		RELATIONSHIP	AGE	BIRTHPLACE
I. Smith		W	20	
L. Smith		D	12	

FORM 10-636
1910 CENSUS INDEX - FAMILY

U.S. DEPARTMENT OF COMMERCE
BUREAU OF THE CENSUS

TEXAS

K

TEXAS

16-300		HEAD OF FAMILY		White, James E.		E.D.	SHEET
COLOR	W	AGE	38	BIRTHPLACE		28	16
COUNTY	Caldwell			CITY		VOL. 19	
OTHER MEMBERS OF FAMILY							
NAME		RELATIONSHIP	AGE	BIRTHPLACE			
Katie		W	31				
Margaret		Gr	2				
William T		S	5/12				

FORM 10-636
1910 CENSUS INDEX - FAMILY

U. S. DEPARTMENT OF COMMERCE
BUREAU OF THE CENSUS

TEXAS

W 300		HEAD OF FAMILY <i>White families</i>		E.O. 58	SHEET 101
COLOR W	AGE 11	BIRTHPLACE <i>Missouri</i>		VOL. 77	
COUNTY Hopkins			CITY <i>Stephens Springs</i>		
OTHER MEMBERS OF FAMILY					
NAME		RELATIONSHIP	AGE	BIRTHPLACE	
<i>Sallie</i>		W	102	<i>Ky</i>	
<i>Margaret F. Cannon</i>		D	30	<i>Missouri</i>	
<i>White Ruth</i>		D	25	<i>Mo</i>	
<i>Adeline</i>		D	19		
<i>Novella Morrison</i>		D	4		
<i>Joe</i>		D	1		

FORM 10-636

1910 CENSUS INDEX - FAMILY

U. S. DEPARTMENT OF COMMERCE
BUREAU OF THE CENSUS

TEXAS

W300	NAME OF INDIVIDUAL Wood - June		E.D. 151	SHEET 330
COLOR W	AGE 82	BIRTHPLACE Ga	VOL. 75	
COUNTY Hill		CITY		
ENUMERATED WITH Beene George H.				
RELATIONSHIP TO ABOVE				
<input type="checkbox"/> SON	<input type="checkbox"/> NEPHEW	<input type="checkbox"/> STEPSON		
<input type="checkbox"/> DAUGHTER	<input type="checkbox"/> NIECE	<input type="checkbox"/> STEPDAUGHTER		
<input type="checkbox"/> BROTHER	<input type="checkbox"/> FATHER-IN-LAW	<input type="checkbox"/> COUSIN		
<input type="checkbox"/> SISTER	<input checked="" type="checkbox"/> MOTHER-IN-LAW	<input type="checkbox"/> HIRED-MAN		
<input type="checkbox"/> FATHER	<input type="checkbox"/> SON-IN-LAW	<input type="checkbox"/> ROOMER		
<input type="checkbox"/> MOTHER	<input type="checkbox"/> DAUGHTER-IN-LAW	<input type="checkbox"/> SERVANT		
<input type="checkbox"/> GRANDSON	<input type="checkbox"/> BROTHER-IN-LAW	<input type="checkbox"/> OTHER (Specify)		
<input type="checkbox"/> GRANDDAUGHTER	<input type="checkbox"/> SISTER-IN-LAW	_____		
<input type="checkbox"/> GRANDCHILD	<input type="checkbox"/> ORPHAN	_____		

FORM 10-637
1910 CENSUS INDEX - INDIVIDUAL

U. S. DEPARTMENT OF COMMERCE
BUREAU OF THE CENSUS

TEXAS

10300	NAME OF INDIVIDUAL <i>White Julius</i>		E.D. 42	SHEET 212
COLOR <i>ma</i>	AGE 18	BIRTHPLACE	VOL. 73	
COUNTY <i>Hays</i>		CITY		
ENUMERATED WITH <i>Burnham Henry</i>				
RELATIONSHIP TO ABOVE				
<input type="checkbox"/> SON	<input type="checkbox"/> NEPHEW	<input type="checkbox"/> STEPSON		
<input type="checkbox"/> DAUGHTER	<input type="checkbox"/> NIECE	<input type="checkbox"/> STEPDAUGHTER		
<input type="checkbox"/> BROTHER	<input type="checkbox"/> FATHER-IN-LAW	<input type="checkbox"/> COUSIN		
<input type="checkbox"/> SISTER	<input type="checkbox"/> MOTHER-IN-LAW	<input type="checkbox"/> HIRED MAN		
<input type="checkbox"/> FATHER	<input type="checkbox"/> SON-IN-LAW	<input checked="" type="checkbox"/> ROOMER		
<input type="checkbox"/> MOTHER	<input type="checkbox"/> DAUGHTER-IN-LAW	<input type="checkbox"/> SERVANT		
<input type="checkbox"/> GRANDSON	<input type="checkbox"/> BROTHER-IN-LAW	<input type="checkbox"/> OTHER (Specify)		
<input type="checkbox"/> GRANDDAUGHTER	<input type="checkbox"/> SISTER-IN-LAW			
<input type="checkbox"/> GRANDCHILD	<input type="checkbox"/> ORPHAN			

FORM 10-637
1910 CENSUS INDEX - INDIVIDUAL

U.S. DEPARTMENT OF COMMERCE
BUREAU OF THE CENSUS

TEXAS

11300	NAME OF INDIVIDUAL <i>White, Julie</i>		E.D. 152	SHEET 74
COLOR <i>B</i>	AGE <i>24</i>	BIRTHPLACE	VOL 106	
COUNTY Montgomery		CITY <i>Conroe</i>		
ENUMERATED WITH <i>James, Johnnie</i>				
RELATIONSHIP TO ABOVE				
<input type="checkbox"/> SON	<input type="checkbox"/> NEPHEW	<input type="checkbox"/> STEPSON		
<input type="checkbox"/> DAUGHTER	<input type="checkbox"/> NIECE	<input type="checkbox"/> STEPDAUGHTER		
<input type="checkbox"/> BROTHER	<input type="checkbox"/> FATHER-IN-LAW	<input type="checkbox"/> COUSIN		
<input type="checkbox"/> SISTER	<input type="checkbox"/> MOTHER-IN-LAW	<input type="checkbox"/> HIRED MAN		
<input type="checkbox"/> FATHER	<input type="checkbox"/> SON-IN-LAW	<input type="checkbox"/> ROOMER		
<input type="checkbox"/> MOTHER	<input type="checkbox"/> DAUGHTER-IN-LAW	<input type="checkbox"/> SERVANT		
<input type="checkbox"/> GRANDSON	<input type="checkbox"/> BROTHER-IN-LAW	<input type="checkbox"/> OTHER (Specify)		
<input type="checkbox"/> GRANDDAUGHTER	<input checked="" type="checkbox"/> SISTER-IN-LAW			
<input type="checkbox"/> GRANDCHILD	<input type="checkbox"/> ORPHAN			

FORM 10-637

1910 CENSUS INDEX - INDIVIDUAL

U. S. DEPARTMENT OF COMMERCE
BUREAU OF THE CENSUS

TEXAS

6302	HEAD OF FAMILY		E.O.	SHEET
COLOR	AGE	BIRTHPLACE	27	3
W	28	Ala.	VOL.	19
COUNTY	Caldwell		CITY	
OTHER MEMBERS OF FAMILY				
NAME		RELATIONSHIP	AGE	BIRTHPLACE
Maggie		W	27	
Robert M.		F	65	Ala.
Cora C		S	30	

FORM 10-636
1910 CENSUS INDEX - FAMILY

U.S. DEPARTMENT OF COMMERCE
BUREAU OF THE CENSUS

TEXAS

W 300	NAME OF INDIVIDUAL White Julian		E.D. 977	SHEET 156
COLOR W	AGE 13	BIRTHPLACE Texas	VOL. 62	
COUNTY Grayson		CITY Waverly		
ENUMERATED WITH Kearney James K				
RELATIONSHIP TO ABOVE				
<input type="checkbox"/> SON	<input type="checkbox"/> NEPHEW	<input checked="" type="checkbox"/> STEPSON		
<input type="checkbox"/> DAUGHTER	<input type="checkbox"/> NIECE	<input type="checkbox"/> STEPDAUGHTER		
<input type="checkbox"/> BROTHER	<input type="checkbox"/> FATHER-IN-LAW	<input type="checkbox"/> COUSIN		
<input type="checkbox"/> SISTER	<input type="checkbox"/> MOTHER-IN-LAW	<input type="checkbox"/> HIRED MAN		
<input type="checkbox"/> FATHER	<input type="checkbox"/> SON-IN-LAW	<input type="checkbox"/> ROOMER		
<input type="checkbox"/> MOTHER	<input type="checkbox"/> DAUGHTER-IN-LAW	<input type="checkbox"/> SERVANT		
<input type="checkbox"/> GRANDSON	<input type="checkbox"/> BROTHER-IN-LAW	<input type="checkbox"/> OTHER (Specify)		
<input type="checkbox"/> GRANDDAUGHTER	<input type="checkbox"/> SISTER-IN-LAW			
<input type="checkbox"/> GRANDCHILD	<input type="checkbox"/> ORPHAN			

FORM 10-637
1910 CENSUS INDEX - INDIVIDUAL

U.S. DEPARTMENT OF COMMERCE
BUREAU OF THE CENSUS

TEXAS

W 300	NAME OF INDIVIDUAL <i>Wood, Julia W.</i>		E.O. -59	SHEET 346
COLOR <i>W</i>	AGE <i>38</i>	BIRTHPLACE	VOL. <i>12</i>	
COUNTY Bexar		CITY San Antonio		
ENUMERATED WITH <i>Scott, Edwin R.</i>				
RELATIONSHIP TO ABOVE				
<input type="checkbox"/> SON	<input type="checkbox"/> NEPHEW	<input type="checkbox"/> STEPSON		
<input type="checkbox"/> DAUGHTER	<input type="checkbox"/> NIECE	<input type="checkbox"/> STEPDAUGHTER		
<input type="checkbox"/> BROTHER	<input type="checkbox"/> FATHER-IN-LAW	<input type="checkbox"/> COUSIN		
<input type="checkbox"/> SISTER	<input type="checkbox"/> MOTHER-IN-LAW	<input type="checkbox"/> HIRED MAN		
<input type="checkbox"/> FATHER	<input type="checkbox"/> SON-IN-LAW	<input checked="" type="checkbox"/> ROOMER		
<input type="checkbox"/> MOTHER	<input type="checkbox"/> DAUGHTER-IN-LAW	<input type="checkbox"/> SERVANT		
<input type="checkbox"/> GRANDSON	<input type="checkbox"/> BROTHER-IN-LAW	<input type="checkbox"/> OTHER (<i>Specify</i>)		
<input type="checkbox"/> GRANDDAUGHTER	<input type="checkbox"/> SISTER-IN-LAW			
<input type="checkbox"/> GRANDCHILD	<input type="checkbox"/> ORPHAN			

FORM 10-637
1910 CENSUS INDEX - INDIVIDUAL

U. S. DEPARTMENT OF COMMERCE
BUREAU OF THE CENSUS

TEXAS

W 300		NAME OF INDIVIDUAL <i>White Julia R</i>		E.D. 17	SHEET 541
COLOR W	AGE 60	BIRTHPLACE		VOL. 48	
COUNTY Erath		CITY <i>Stephenville</i>			
ENUMERATED WITH <i>Roberts John</i>					
RELATIONSHIP TO ABOVE					
<input type="checkbox"/> SON	<input type="checkbox"/> NEPHEW	<input type="checkbox"/> STEPSON			
<input type="checkbox"/> DAUGHTER	<input type="checkbox"/> NIECE	<input type="checkbox"/> STEPDAUGHTER			
<input type="checkbox"/> BROTHER	<input type="checkbox"/> FATHER-IN-LAW	<input type="checkbox"/> COUSIN			
<input type="checkbox"/> SISTER	<input type="checkbox"/> MOTHER-IN-LAW	<input type="checkbox"/> HIRED MAN			
<input type="checkbox"/> FATHER	<input type="checkbox"/> SON-IN-LAW	<input type="checkbox"/> ROOMER			
<input checked="" type="checkbox"/> MOTHER	<input type="checkbox"/> DAUGHTER-IN-LAW	<input type="checkbox"/> SERVANT			
<input type="checkbox"/> GRANDSON	<input type="checkbox"/> BROTHER-IN-LAW	<input type="checkbox"/> OTHER (<i>Specify</i>)			
<input type="checkbox"/> GRANDDAUGHTER	<input type="checkbox"/> SISTER-IN-LAW				
<input type="checkbox"/> GRANDCHILD	<input type="checkbox"/> ORPHAN				

FORM 10-637
1910 CENSUS INDEX - INDIVIDUAL

U. S. DEPARTMENT OF COMMERCE
BUREAU OF THE CENSUS

TEXAS

W300	NAME OF INDIVIDUAL Wade Julia L.		E.D. 11	SHEET 4																											
COLOR W	AGE 77	BIRTHPLACE Ga	VOL. - 7																												
COUNTY	Bell	CITY																													
ENUMERATED WITH	Wade H. N.																														
RELATIONSHIP TO ABOVE	<table border="0"> <tr> <td><input type="checkbox"/> SON</td> <td><input type="checkbox"/> NEPHEW</td> <td><input type="checkbox"/> STEPSON</td> </tr> <tr> <td><input type="checkbox"/> DAUGHTER</td> <td><input type="checkbox"/> NIECE</td> <td><input type="checkbox"/> STEPDAUGHTER</td> </tr> <tr> <td><input type="checkbox"/> BROTHER</td> <td><input type="checkbox"/> FATHER-IN-LAW</td> <td><input type="checkbox"/> COUSIN</td> </tr> <tr> <td><input type="checkbox"/> SISTER</td> <td><input type="checkbox"/> MOTHER-IN-LAW</td> <td><input type="checkbox"/> HIRED MAN</td> </tr> <tr> <td><input type="checkbox"/> FATHER</td> <td><input type="checkbox"/> SON-IN-LAW</td> <td><input type="checkbox"/> ROOMER</td> </tr> <tr> <td><input checked="" type="checkbox"/> MOTHER</td> <td><input type="checkbox"/> DAUGHTER-IN-LAW</td> <td><input type="checkbox"/> SERVANT</td> </tr> <tr> <td><input type="checkbox"/> GRANDSON</td> <td><input type="checkbox"/> BROTHER-IN-LAW</td> <td><input type="checkbox"/> OTHER (Specify)</td> </tr> <tr> <td><input type="checkbox"/> GRANDDAUGHTER</td> <td><input type="checkbox"/> SISTER-IN-LAW</td> <td></td> </tr> <tr> <td><input type="checkbox"/> GRANDCHILD</td> <td><input type="checkbox"/> ORPHAN</td> <td></td> </tr> </table>				<input type="checkbox"/> SON	<input type="checkbox"/> NEPHEW	<input type="checkbox"/> STEPSON	<input type="checkbox"/> DAUGHTER	<input type="checkbox"/> NIECE	<input type="checkbox"/> STEPDAUGHTER	<input type="checkbox"/> BROTHER	<input type="checkbox"/> FATHER-IN-LAW	<input type="checkbox"/> COUSIN	<input type="checkbox"/> SISTER	<input type="checkbox"/> MOTHER-IN-LAW	<input type="checkbox"/> HIRED MAN	<input type="checkbox"/> FATHER	<input type="checkbox"/> SON-IN-LAW	<input type="checkbox"/> ROOMER	<input checked="" type="checkbox"/> MOTHER	<input type="checkbox"/> DAUGHTER-IN-LAW	<input type="checkbox"/> SERVANT	<input type="checkbox"/> GRANDSON	<input type="checkbox"/> BROTHER-IN-LAW	<input type="checkbox"/> OTHER (Specify)	<input type="checkbox"/> GRANDDAUGHTER	<input type="checkbox"/> SISTER-IN-LAW		<input type="checkbox"/> GRANDCHILD	<input type="checkbox"/> ORPHAN	
<input type="checkbox"/> SON	<input type="checkbox"/> NEPHEW	<input type="checkbox"/> STEPSON																													
<input type="checkbox"/> DAUGHTER	<input type="checkbox"/> NIECE	<input type="checkbox"/> STEPDAUGHTER																													
<input type="checkbox"/> BROTHER	<input type="checkbox"/> FATHER-IN-LAW	<input type="checkbox"/> COUSIN																													
<input type="checkbox"/> SISTER	<input type="checkbox"/> MOTHER-IN-LAW	<input type="checkbox"/> HIRED MAN																													
<input type="checkbox"/> FATHER	<input type="checkbox"/> SON-IN-LAW	<input type="checkbox"/> ROOMER																													
<input checked="" type="checkbox"/> MOTHER	<input type="checkbox"/> DAUGHTER-IN-LAW	<input type="checkbox"/> SERVANT																													
<input type="checkbox"/> GRANDSON	<input type="checkbox"/> BROTHER-IN-LAW	<input type="checkbox"/> OTHER (Specify)																													
<input type="checkbox"/> GRANDDAUGHTER	<input type="checkbox"/> SISTER-IN-LAW																														
<input type="checkbox"/> GRANDCHILD	<input type="checkbox"/> ORPHAN																														

FORM 10 637

1910 CENSUS INDEX - INDIVIDUAL

U. S. DEPARTMENT OF COMMERCE
BUREAU OF THE CENSUS

TEXAS

W 300	NAME OF INDIVIDUAL <i>White Julia L.</i>		E.O. 70	SHEET 206
COLOR <i>W</i>	AGE 50	BIRTHPLACE <i>Ala</i>	VOL. <i>36</i>	
COUNTY	CITY			
ENUMERATED WITH <i>White Abbie D</i>				
RELATIONSHIP TO ABOVE				
<input type="checkbox"/> SON <input type="checkbox"/> DAUGHTER <input type="checkbox"/> BROTHER <input checked="" type="checkbox"/> SISTER <input type="checkbox"/> FATHER <input type="checkbox"/> MOTHER <input type="checkbox"/> GRANDSON <input type="checkbox"/> GRANDDAUGHTER <input type="checkbox"/> GRANDCHILD	<input type="checkbox"/> NEPHEW <input type="checkbox"/> NIECE <input type="checkbox"/> FATHER-IN-LAW <input type="checkbox"/> MOTHER-IN-LAW <input type="checkbox"/> SON-IN-LAW <input type="checkbox"/> DAUGHTER-IN-LAW <input type="checkbox"/> BROTHER-IN-LAW <input type="checkbox"/> SISTER-IN-LAW <input type="checkbox"/> ORPHAN	<input type="checkbox"/> STEPSON <input type="checkbox"/> STEPDAUGHTER <input type="checkbox"/> COUSIN <input type="checkbox"/> HIRED MAN <input type="checkbox"/> ROOMER <input type="checkbox"/> SERVANT <input type="checkbox"/> OTHER (<i>Specify</i>)		

FORM 10 637

1910 CENSUS INDEX - INDIVIDUAL

U.S. DEPARTMENT OF COMMERCE
BUREAU OF THE CENSUS

TEXAS

W.C.C.		HEAD OF FAMILY		White Julia H. Moore		E.D.	SHEET
COLOR	W	AGE	30	BIRTHPLACE	Pa	56	171
COUNTY	Dallas			CITY	Dallas		
OTHER MEMBERS OF FAMILY							
NAME		RELATIONSHIP		AGE	BIRTHPLACE		
1. Julia M.		d		19			

FORM 10 636
1910 CENSUS INDEX - FAMILY

U. S. DEPARTMENT OF COMMERCE
BUREAU OF THE CENSUS

TEXAS

1W300		HEAD OF FAMILY		E.O.	SHEET
WOOD		Wood, Julian G.		42	101
COLOR	AGE	BIRTHPLACE		VOL.	
W	56			94	
COUNTY	Limestone		CITY	Meyers	
OTHER MEMBERS OF FAMILY					
NAME		RELATIONSHIP	AGE	BIRTHPLACE	
1 Summit G.		W	33		

FORM 10 636
1910 CENSUS INDEX - FAMILY

U.S. DEPARTMENT OF COMMERCE
BUREAU OF THE CENSUS

TEXAS

W 300		NAME OF INDIVIDUAL		White Julia E.		E.D.	SHEET	
COLOR	W	AGE	27	BIRTHPLACE	Tenn	VOL.		15
COUNTY				CITY		7		
ENUMERATED WITH								
White W. A.								
RELATIONSHIP TO ABOVE								
<input type="checkbox"/> SON	<input type="checkbox"/> NEPHEW	<input type="checkbox"/> STEPSON						
<input type="checkbox"/> DAUGHTER	<input type="checkbox"/> NIECE	<input type="checkbox"/> STEPDAUGHTER						
<input type="checkbox"/> BROTHER	<input type="checkbox"/> FATHER-IN-LAW	<input type="checkbox"/> COUSIN						
<input checked="" type="checkbox"/> SISTER	<input type="checkbox"/> MOTHER-IN-LAW	<input type="checkbox"/> HIRED MAN						
<input type="checkbox"/> FATHER	<input type="checkbox"/> SON-IN-LAW	<input type="checkbox"/> ROOMER						
<input type="checkbox"/> MOTHER	<input type="checkbox"/> DAUGHTER-IN-LAW	<input type="checkbox"/> SERVANT						
<input type="checkbox"/> GRANDSON	<input type="checkbox"/> BROTHER-IN-LAW	<input type="checkbox"/> OTHER (Specify)						
<input type="checkbox"/> GRANDDAUGHTER	<input type="checkbox"/> SISTER-IN-LAW							
<input type="checkbox"/> GRANDCHILD	<input type="checkbox"/> ORPHAN							

FORM 10-637
1910 CENSUS INDEX - INDIVIDUAL

U. S. DEPARTMENT OF COMMERCE
BUREAU OF THE CENSUS

TEXAS

W 300	NAME OF INDIVIDUAL White, Julia E.		E.D. 48	SHEET 68
COLOR	AGE 21	BIRTHPLACE Dallas	VOL. 34	
COUNTY	DALLAS CITY		DALLAS	
ENUMERATED WITH Vernon, Felicia				
RELATIONSHIP TO ABOVE				
<input type="checkbox"/> SON	<input type="checkbox"/> NEPHEW	<input type="checkbox"/> STEPSON		
<input type="checkbox"/> DAUGHTER	<input type="checkbox"/> NIECE	<input type="checkbox"/> STEPDAUGHTER		
<input type="checkbox"/> BROTHER	<input type="checkbox"/> FATHER-IN-LAW	<input type="checkbox"/> COUSIN		
<input type="checkbox"/> SISTER	<input type="checkbox"/> MOTHER-IN-LAW	<input type="checkbox"/> HIRED MAN		
<input type="checkbox"/> FATHER	<input type="checkbox"/> SON-IN-LAW	<input checked="" type="checkbox"/> LABORER		
<input type="checkbox"/> MOTHER	<input type="checkbox"/> DAUGHTER-IN-LAW	<input type="checkbox"/> SERVANT		
<input type="checkbox"/> GRANDSON	<input type="checkbox"/> BROTHER-IN-LAW	<input type="checkbox"/> OTHER (Specify)		
<input type="checkbox"/> GRANDDAUGHTER	<input type="checkbox"/> SISTER-IN-LAW			
<input type="checkbox"/> GRANDCHILD	<input type="checkbox"/> ORPHAN			

FORM 10 637
1910 CENSUS INDEX - INDIVIDUAL

U. S. DEPARTMENT OF COMMERCE
BUREAU OF THE CENSUS

TEXAS

11250		HEAD OF FAMILY		Wilde, John A.		E.O.	SHEET
COLOR	W	AGE	29	BIRTHPLACE	Mo	VOL.	1411
COUNTY	Williamson			CITY			
OTHER MEMBERS OF FAMILY							
	NAME	RELATIONSHIP	AGE	BIRTHPLACE			
	Wilde, John	H	33				
	William, George W.	S	5				

FORM 10 636
1910 CENSUS INDEX - FAMILY

U.S. DEPARTMENT OF COMMERCE
BUREAU OF THE CENSUS

TEXAS

W300	NAME OF INDIVIDUAL <i>Wade Julia</i>		E.O. <i>68</i>	SHEET <i>271</i>
COLOR <i>B</i>	AGE <i>12</i>	BIRTHPLACE	VOL. <i>83</i>	
COUNTY <i>Jefferson</i>		CITY		
ENUMERATED WITH <i>Adams John</i>				
RELATIONSHIP TO ABOVE				
<input type="checkbox"/> SON	<input type="checkbox"/> NEPHEW	<input type="checkbox"/> STEPSON		
<input checked="" type="checkbox"/> DAUGHTER	<input type="checkbox"/> NIECE	<input type="checkbox"/> STEPDAUGHTER		
<input type="checkbox"/> BROTHER	<input type="checkbox"/> FATHER-IN-LAW	<input type="checkbox"/> COUSIN		
<input type="checkbox"/> SISTER	<input type="checkbox"/> MOTHER-IN-LAW	<input type="checkbox"/> HIRED MAN		
<input type="checkbox"/> FATHER	<input type="checkbox"/> SON-IN-LAW	<input type="checkbox"/> ROOMER		
<input type="checkbox"/> MOTHER	<input type="checkbox"/> DAUGHTER-IN-LAW	<input type="checkbox"/> SERVANT		
<input type="checkbox"/> GRANDSON	<input type="checkbox"/> BROTHER-IN-LAW	<input type="checkbox"/> OTHER (Specify)		
<input type="checkbox"/> GRANDDAUGHTER	<input type="checkbox"/> SISTER-IN-LAW			
<input type="checkbox"/> GRANDCHILD	<input type="checkbox"/> ORPHAN			

FORM-10-637
1910 CENSUS INDEX - INDIVIDUAL

U.S. DEPARTMENT OF COMMERCE
BUREAU OF THE CENSUS

TEXAS

W 300	HEAD OF FAMILY White Julia		E.D. 79	SHEET 150
COLOR B	AGE 60	BIRTHPLACE Tenn	VOL. 61	
COUNTY	Grayson	CITY Denison		
OTHER MEMBERS OF FAMILY				
	NAME	RELATIONSHIP	AGE	BIRTHPLACE
	Living Alone			

FORM 10-636
1910 CENSUS INDEX - FAMILY

U.S. DEPARTMENT OF COMMERCE
BUREAU OF THE CENSUS

TEXAS

W 300	NAME OF INDIVIDUAL Wood Julius		E.D. 97	SHEET 106
COLOR W	AGE 54	BIRTHPLACE SC	VOL. 62	
COUNTY Grayson		CITY Van-Albystine		
ENUMERATED WITH Banks Alonso				
RELATIONSHIP TO ABOVE				
<input type="checkbox"/> SON	<input type="checkbox"/> NEPHEW	<input type="checkbox"/> STEPSON		
<input type="checkbox"/> DAUGHTER	<input type="checkbox"/> NIECE	<input type="checkbox"/> STEPDAUGHTER		
<input type="checkbox"/> BROTHER	<input type="checkbox"/> FATHER-IN-LAW	<input type="checkbox"/> COUSIN		
<input type="checkbox"/> SISTER	<input type="checkbox"/> MOTHER-IN-LAW	<input type="checkbox"/> HIRED MAN		
<input type="checkbox"/> FATHER	<input type="checkbox"/> SON-IN-LAW	<input type="checkbox"/> ROOMER		
<input type="checkbox"/> MOTHER	<input type="checkbox"/> DAUGHTER-IN-LAW	<input type="checkbox"/> SERVANT		
<input type="checkbox"/> GRANDSON	<input type="checkbox"/> BROTHER-IN-LAW	<input type="checkbox"/> OTHER (Specify)		
<input type="checkbox"/> GRANDDAUGHTER	<input type="checkbox"/> SISTER-IN-LAW			
<input type="checkbox"/> GRANDCHILD	<input type="checkbox"/> ORPHAN			

FORM 10-637
1910 CENSUS INDEX - INDIVIDUAL

U.S. DEPARTMENT OF COMMERCE
BUREAU OF THE CENSUS

TEXAS

W300	HEAD OF FAMILY		White, Julia	E.D.	9	SHEET	2
COLOR	W	AGE	56	BIRTHPLACE		VOL.	14
COUNTY	Bosque			CITY	Morgan		
OTHER MEMBERS OF FAMILY							
	NAME		RELATIONSHIP	AGE	BIRTHPLACE		
1	Sidney		S	18			
	Opal		D	16			

FORM 10 636
1970 CENSUS INDEX - FAMILY

U. S. DEPARTMENT OF COMMERCE
BUREAU OF THE CENSUS

TEXAS

W 300	NAME OF INDIVIDUAL <i>White Julia</i>		E.D. <i>157</i>	SHEET <i>147</i>
COLOR <i>W</i>	AGE <i>30</i>	BIRTHPLACE	VOL. <i>123</i>	
COUNTY <i>Victoria</i>		CITY <i>Victoria City</i>		
ENUMERATED WITH		<i>Victoria City</i>		
RELATIONSHIP TO ABOVE		<i>Proctor Venable B</i>		
SON	NEPHEW	STEPSON		
DAUGHTER	NIECE	STEP DAUGHTER		
BROTHER	FATHER-IN-LAW	COUSIN		
SISTER	MOTHER-IN-LAW	HIRED MAN		
FATHER	SONN-IN-LAW	ROOMER		
MOTHER	DAUGHTER-IN-LAW	SERVANT		
GRANDSON	BROTHER-IN-LAW	OTHER (Specify)		
GRAND DAUGHTER	SISTER-IN-LAW			
GRAND FATHER	ORPHAN			

FORM BC-627 (10-2-67)
FORMERLY 15-637

1910 CENSUS INDEX - INDIVIDUAL

U.S. DEPARTMENT OF COMMERCE
BUREAU OF THE CENSUS

TEXAS

W 300	NAME OF INDIVIDUAL <i>W. Hite, Julia</i>		E.D. <i>85</i>	SHEET <i>68</i>
COLOR	AGE <i>W 75</i>	BIRTHPLACE	VOL. <i>68</i>	
COUNTY Harris		CITY Houston		
ENUMERATED WITH <i>Lodge, West J</i>				
RELATIONSHIP TO ABOVE				
<input type="checkbox"/> SON	<input type="checkbox"/> NEPHEW	<input type="checkbox"/> STEPSON		
<input type="checkbox"/> DAUGHTER	<input type="checkbox"/> NIECE	<input type="checkbox"/> STEPDAUGHTER		
<input type="checkbox"/> BROTHER	<input type="checkbox"/> FATHER-IN-LAW	<input type="checkbox"/> COUSIN		
<input type="checkbox"/> SISTER	<input type="checkbox"/> MOTHER-IN-LAW	<input type="checkbox"/> HIRED MAN		
<input type="checkbox"/> FATHER	<input type="checkbox"/> SON-IN-LAW	<input checked="" type="checkbox"/> ROOMER		
<input type="checkbox"/> MOTHER	<input type="checkbox"/> DAUGHTER-IN-LAW	<input type="checkbox"/> SERVANT		
<input type="checkbox"/> GRANDSON	<input type="checkbox"/> BROTHER-IN-LAW	<input type="checkbox"/> OTHER (Specify)		
<input type="checkbox"/> GRANDDAUGHTER	<input type="checkbox"/> SISTER-IN-LAW			
<input type="checkbox"/> GRANDCHILD	<input type="checkbox"/> ORPHAN			

FORM 10-637
1910 CENSUS INDEX - INDIVIDUAL

U. S. DEPARTMENT OF COMMERCE
BUREAU OF THE CENSUS

TEXAS

W300		NAME OF INDIVIDUAL <i>White Julia</i>		E.O. <i>51</i>	SHEET <i>138</i>
COLOR <i>B</i>	AGE <i>23</i>	BIRTHPLACE		VOL. <i>66</i>	
COUNTY <i>Harris</i>			CITY <i>Houston</i>		
ENUMERATED WITH <i>No head shown</i>					
RELATIONSHIP TO ABOVE					
<input type="checkbox"/> SON	<input type="checkbox"/> NEPHEW	<input type="checkbox"/> STEPSON			
<input type="checkbox"/> DAUGHTER	<input type="checkbox"/> NIECE	<input type="checkbox"/> STEPDAUGHTER			
<input type="checkbox"/> BROTHER	<input type="checkbox"/> FATHER-IN-LAW	<input type="checkbox"/> COUSIN			
<input type="checkbox"/> SISTER	<input type="checkbox"/> MOTHER-IN-LAW	<input type="checkbox"/> HIRED MAN			
<input type="checkbox"/> FATHER	<input type="checkbox"/> SON-IN-LAW	<input checked="" type="checkbox"/> ROOMER			
<input type="checkbox"/> MOTHER	<input type="checkbox"/> DAUGHTER-IN-LAW	<input type="checkbox"/> SERVANT			
<input type="checkbox"/> GRANDSON	<input type="checkbox"/> BROTHER-IN-LAW	<input type="checkbox"/> OTHER (Specify)			
<input type="checkbox"/> GRANDDAUGHTER	<input type="checkbox"/> SISTER-IN-LAW				
<input type="checkbox"/> GRANDCHILD	<input type="checkbox"/> ORPHAN				

FORM 10 637

1910 CENSUS INDEX - INDIVIDUAL

U.S. DEPARTMENT OF COMMERCE
BUREAU OF THE CENSUS

TEXAS

W300	NAME OF INDIVIDUAL		E.D.	SHEET
COLOR W	AGE 12	BIRTHPLACE Julia	55	208
COUNTY Milam		CITY		VOL. -102
ENUMERATED WITH - Mr. Cullender M.H.				
RELATIONSHIP TO ABOVE				
<input type="checkbox"/> SON	<input type="checkbox"/> NEPHEW	<input type="checkbox"/> STEPSON		
<input checked="" type="checkbox"/> DAUGHTER	<input type="checkbox"/> NIECE	<input type="checkbox"/> STEPOUGHTER		
<input type="checkbox"/> BROTHER	<input type="checkbox"/> FATHER-IN-LAW	<input type="checkbox"/> COUSIN		
<input type="checkbox"/> SISTER	<input type="checkbox"/> MOTHER-IN-LAW	<input type="checkbox"/> HIRED MAN		
<input type="checkbox"/> FATHER	<input type="checkbox"/> SON-IN-LAW	<input type="checkbox"/> ROOMER		
<input type="checkbox"/> MOTHER	<input type="checkbox"/> DAUGHTER-IN-LAW	<input type="checkbox"/> SERVANT		
<input type="checkbox"/> GRANDSON	<input type="checkbox"/> BROTHER-IN-LAW	<input type="checkbox"/> OTHER (Specify)		
<input type="checkbox"/> GRANDDAUGHTER	<input type="checkbox"/> SISTER-IN-LAW			
<input type="checkbox"/> GRANDCHILD	<input type="checkbox"/> ORPHAN			

FORM 10-637
1910 CENSUS INDEX - INDIVIDUAL

U. S. DEPARTMENT OF COMMERCE
BUREAU OF THE CENSUS

TEXAS

W-300	HEAD OF FAMILY Wade Julia		E.D. 29	SHEET 126
COLOR B	AGE 69	BIRTHPLACE Ala	VOL. 54	
COUNTY Freestone		CITY		
OTHER MEMBERS OF FAMILY				
NAME		RELATIONSHIP	AGE	BIRTHPLACE
Loving alone				

FORM 10-636
1910 CENSUS INDEX - FAMILY

U.S. DEPARTMENT OF COMMERCE
BUREAU OF THE CENSUS

TEXAS

W 300		NAME OF INDIVIDUAL <i>White, Julius</i>		E.D. <i>14</i>	SHEET <i>12</i>
COLOR <i>W</i>	AGE <i>27</i>	BIRTHPLACE		VOL. <i>29</i>	
COUNTY <i>Comanche</i>			CITY		
ENUMERATED WITH <i>Hopper, Tom A</i>					
RELATIONSHIP TO ABOVE					
<input type="checkbox"/> SON	<input type="checkbox"/> NEPHEW	<input type="checkbox"/> STEPSON			
<input checked="" type="checkbox"/> DAUGHTER	<input type="checkbox"/> NIECE	<input type="checkbox"/> STEPDAUGHTER			
<input type="checkbox"/> BROTHER	<input type="checkbox"/> FATHER-IN-LAW	<input type="checkbox"/> COUSIN			
<input type="checkbox"/> SISTER	<input type="checkbox"/> MOTHER-IN-LAW	<input type="checkbox"/> HIRED MAN			
<input type="checkbox"/> FATHER	<input type="checkbox"/> SON-IN-LAW	<input type="checkbox"/> ROOMER			
<input type="checkbox"/> MOTHER	<input type="checkbox"/> DAUGHTER-IN-LAW	<input type="checkbox"/> SERVANT			
<input type="checkbox"/> GRANDSON	<input type="checkbox"/> BROTHER-IN-LAW	<input type="checkbox"/> OTHER (Specify)			
<input type="checkbox"/> GRANDDAUGHTER	<input type="checkbox"/> SISTER-IN-LAW				
<input type="checkbox"/> GRANDCHILD	<input type="checkbox"/> ORPHAN				

FORM 10-637
1910 CENSUS INDEX - INDIVIDUAL

U. S. DEPARTMENT OF COMMERCE
BUREAU OF THE CENSUS

TEXAS

11300		NAME OF INDIVIDUAL <i>Wyatt</i>				E.D. 3		SHEET 11	
COLOR B-		AGE 65		BIRTHPLACE <i>Julia</i>		VOL. 3			
COUNTY				AUSTIN		CITY			
ENUMERATED WITH <i>Lark Tom</i>									
RELATIONSHIP TO ABOVE									
<input type="checkbox"/> SON <input type="checkbox"/> DAUGHTER <input type="checkbox"/> BROTHER <input type="checkbox"/> SISTER <input type="checkbox"/> FATHER <input checked="" type="checkbox"/> MOTHER <input type="checkbox"/> GRANDSON <input type="checkbox"/> GRANDDAUGHTER <input type="checkbox"/> GRANDCHILD			<input type="checkbox"/> NEPHEW <input type="checkbox"/> NIECE <input type="checkbox"/> FATHER-IN-LAW <input type="checkbox"/> MOTHER-IN-LAW <input type="checkbox"/> SON-IN-LAW <input type="checkbox"/> DAUGHTER-IN-LAW <input type="checkbox"/> BROTHER-IN-LAW <input type="checkbox"/> SISTER-IN-LAW <input type="checkbox"/> ORPHAN			<input type="checkbox"/> STEPSON <input type="checkbox"/> STEPPAUGHTER <input type="checkbox"/> COUSIN <input type="checkbox"/> HIRED MAN <input type="checkbox"/> ROOMER <input type="checkbox"/> SERVANT <input type="checkbox"/> OTHER (Specify)			

FORM 10-637
1910 CENSUS INDEX - INDIVIDUAL

U. S. DEPARTMENT OF COMMERCE
BUREAU OF THE CENSUS

TEXAS

W 300		NAME OF INDIVIDUAL <i>White Julia</i>		E.C. <i>64</i>	SHEET <i>228</i>
COLOR <i>B</i>	AGE <i>25</i>	BIRTHPLACE		VOL. <i>36</i>	
COUNTY <i>Dallas</i>			CITY <i>Dallas</i>		
ENUMERATED WITH <i>Haughton Richard</i>					
RELATIONSHIP TO ABOVE					
<input type="checkbox"/> SON	<input type="checkbox"/> NEPHEW	<input type="checkbox"/> STEPSON			
<input type="checkbox"/> DAUGHTER	<input type="checkbox"/> NIECE	<input type="checkbox"/> STEPDAUGHTER			
<input type="checkbox"/> BROTHER	<input type="checkbox"/> FATHER-IN-LAW	<input type="checkbox"/> COUSIN			
<input type="checkbox"/> SISTER	<input type="checkbox"/> MOTHER-IN-LAW	<input type="checkbox"/> HIRED MAN			
<input type="checkbox"/> FATHER	<input type="checkbox"/> SON-IN-LAW	<input type="checkbox"/> ROOMER			
<input type="checkbox"/> MOTHER	<input type="checkbox"/> DAUGHTER-IN-LAW	<input checked="" type="checkbox"/> SERVANT			
<input type="checkbox"/> GRANDSON	<input type="checkbox"/> BROTHER-IN-LAW	<input type="checkbox"/> OTHER (Specify)			
<input type="checkbox"/> GRANDDAUGHTER	<input type="checkbox"/> SISTER-IN-LAW				
<input type="checkbox"/> GRANDCHILD	<input type="checkbox"/> ORPHAN				

FORM 10-637

1910 CENSUS INDEX - INDIVIDUAL

U.S. DEPARTMENT OF COMMERCE
BUREAU OF THE CENSUS

TEXAS

W 300	NAME OF INDIVIDUAL <i>Wood Julia</i>		E.O. <i>47</i>	SHEET <i>59</i>
COLOR <i>M</i>	AGE <i>22</i>	BIRTHPLACE <i>La</i>	VOL. <i>34</i>	
COUNTY <i>Dallas</i>		CITY <i>Dallas</i>		
ENUMERATED WITH <i>Dorcas William</i>				
RELATIONSHIP TO ABOVE				
<input type="checkbox"/> SON	<input type="checkbox"/> NEPHEW	<input type="checkbox"/> STEPSON		
<input type="checkbox"/> DAUGHTER	<input type="checkbox"/> NIECE	<input type="checkbox"/> STEPDAUGHTER		
<input type="checkbox"/> BROTHER	<input type="checkbox"/> FATHER-IN-LAW	<input type="checkbox"/> COUSIN		
<input type="checkbox"/> SISTER	<input type="checkbox"/> MOTHER-IN-LAW	<input type="checkbox"/> HIRED MAN		
<input type="checkbox"/> FATHER	<input type="checkbox"/> SON-IN-LAW	<input type="checkbox"/> ROOMER		
<input type="checkbox"/> MOTHER	<input type="checkbox"/> DAUGHTER-IN-LAW	<input checked="" type="checkbox"/> SERVANT		
<input type="checkbox"/> GRANDSON	<input type="checkbox"/> BROTHER-IN-LAW	<input type="checkbox"/> OTHER (Specify)		
<input type="checkbox"/> GRANDDAUGHTER	<input type="checkbox"/> SISTER-IN-LAW			
<input type="checkbox"/> GRANDCHILD	<input type="checkbox"/> ORPHAN			

FORM 10-637

1910 CENSUS INDEX - INDIVIDUAL

U.S. DEPARTMENT OF COMMERCE
BUREAU OF THE CENSUS

TEXAS

12300	NAME OF INDIVIDUAL <i>White Julia</i>		E.D. <i>7</i>	SHEET <i>10</i>
COLOR <i>B</i>	AGE <i>2</i>	BIRTHPLACE -	VOL. <i>16</i>	
COUNTY -		Brazoria	CITY	
ENUMERATED WITH <i>Lockridge Blackburn</i>				
RELATIONSHIP TO ABOVE				
<input type="checkbox"/> SON	<input type="checkbox"/> NEPHEW	<input type="checkbox"/> STEPSON		
<input type="checkbox"/> DAUGHTER	<input type="checkbox"/> NIECE	<input type="checkbox"/> STEPDAUGHTER		
<input type="checkbox"/> BROTHER	<input type="checkbox"/> FATHER-IN-LAW	<input type="checkbox"/> COUSIN		
<input type="checkbox"/> SISTER	<input type="checkbox"/> MOTHER-IN-LAW	<input type="checkbox"/> HIRED MAN		
<input type="checkbox"/> FATHER	<input type="checkbox"/> SON-IN-LAW	<input type="checkbox"/> ROOMER		
<input type="checkbox"/> MOTHER	<input type="checkbox"/> DAUGHTER-IN-LAW	<input checked="" type="checkbox"/> SERVANT		
<input type="checkbox"/> GRANDSON	<input type="checkbox"/> BROTHER-IN-LAW	<input type="checkbox"/> OTHER (Specify)		
<input type="checkbox"/> GRANDDAUGHTER	<input type="checkbox"/> SISTER-IN-LAW			
<input type="checkbox"/> GRANDCHILD	<input type="checkbox"/> ORPHAN			

FORM 10-637
1910 CENSUS INDEX - INDIVIDUAL

U.S. DEPARTMENT OF COMMERCE
BUREAU OF THE CENSUS

TEXAS

W 300	NAME OF INDIVIDUAL <i>White Julia</i>		E.D. <i>7</i>	SHEET <i>11</i>
COLOR <i>B</i>	AGE <i>62</i>	BIRTHPLACE	VOL. <i>10</i>	
COUNTY <i>Brazoria</i>		CITY		
ENUMERATED WITH <i>Creeker Mrs.</i>				
RELATIONSHIP TO ABOVE				
<input type="checkbox"/> SON	<input type="checkbox"/> NEPHEW	<input type="checkbox"/> STEPSON		
<input type="checkbox"/> DAUGHTER	<input type="checkbox"/> NIECE	<input type="checkbox"/> STEPDAUGHTER		
<input type="checkbox"/> BROTHER	<input type="checkbox"/> FATHER-IN-LAW	<input type="checkbox"/> COUSIN		
<input type="checkbox"/> SISTER	<input type="checkbox"/> MOTHER-IN-LAW	<input type="checkbox"/> HIRED MAN		
<input type="checkbox"/> FATHER	<input type="checkbox"/> SON-IN-LAW	<input type="checkbox"/> ROOMER		
<input type="checkbox"/> MOTHER	<input type="checkbox"/> DAUGHTER-IN-LAW	<input type="checkbox"/> SERVANT		
<input type="checkbox"/> GRANDSON	<input type="checkbox"/> BROTHER-IN-LAW	<input checked="" type="checkbox"/> OTHER (Specify)		
<input type="checkbox"/> GRANDDAUGHTER	<input type="checkbox"/> SISTER-IN-LAW	<i>Cook</i>		
<input type="checkbox"/> GRANDCHILD	<input type="checkbox"/> ORPHAN			

FORM 10-637 T
1910 CENSUS INDEX - INDIVIDUAL

U. S. DEPARTMENT OF COMMERCE
BUREAU OF THE CENSUS

TEXAS

60300	HEAD OF FAMILY W. Hite, Julia		E.O. 90	SHEET 435
COLOR B	AGE 45	BIRTHPLACE Tenn	VOL. 108	
COUNTY Navarro		CITY		
OTHER MEMBERS OF FAMILY				
	NAME	RELATION- SHIP	AGE	BIRTHPLACE
	E. Hite	S	20	Tenn
	George	S	21	
	Pearlie	D	18	
	James	S	14	
	Thomas	S	12	
	Murphy, Floyd	SL	22	ala.
	Mary	D	23	Tenn

FORM 10 636
1910 CENSUS INDEX - FAMILY

U. S. DEPARTMENT OF COMMERCE
BUREAU OF THE CENSUS

TEXAS

W-307		HEAD OF FAMILY		White Julia		E.D.	SHEET
COLOR	AGE	BIRTHPLACE				156	324
13	42					VOL.	
COUNTY				CITY		75	
Hill				Hillsboro			
OTHER MEMBERS OF FAMILY							
NAME		RELATIONSHIP		AGE		BIRTHPLACE	
186							

FORM 10-636
1910 CENSUS INDEX - FAMILY

U. S. DEPARTMENT OF COMMERCE
BUREAU OF THE CENSUS

TEXAS

0300	NAME OF INDIVIDUAL <i>Trade Julia</i>		E. D. <i>118</i>	SHEET <i>80</i>
COLOR <i>W</i>	AGE <i>10</i>	BIRTHPLACE	VOL <i>143</i>	
COUNTY	CITY <i>Williamson</i>			
ENUMERATED WITH <i>Thraight Jasper</i>				
RELATIONSHIP TO ABOVE				
<input type="checkbox"/> SON <input checked="" type="checkbox"/> DAUGHTER <input type="checkbox"/> BROTHER <input type="checkbox"/> SISTER <input type="checkbox"/> FATHER <input type="checkbox"/> MOTHER <input type="checkbox"/> GRANDSON <input type="checkbox"/> GRANDDAUGHTER <input type="checkbox"/> GRANDCHILD	<input type="checkbox"/> NEPHEW <input type="checkbox"/> Niece <input type="checkbox"/> FATHER-IN-LAW <input type="checkbox"/> MOTHER-IN-LAW <input type="checkbox"/> SON-IN-LAW <input type="checkbox"/> DAUGHTER-IN-LAW <input type="checkbox"/> BROTHER-IN-LAW <input type="checkbox"/> SISTER-IN-LAW <input type="checkbox"/> ORPHAN	<input type="checkbox"/> STEPSON <input type="checkbox"/> STEPDAUGHTER <input type="checkbox"/> COUSIN <input type="checkbox"/> HIRED MAN <input type="checkbox"/> ROOMER <input type="checkbox"/> SERVANT <input type="checkbox"/> OTHER (Specify)		

FORM BC-627 (5-5-67)
FORMERLY 10-637

1910 CENSUS INDEX - INDIVIDUAL

U. S. DEPARTMENT OF COMMERCE
BUREAU OF THE CENSUS

TEXAS

W 300.	NAME OF INDIVIDUAL <i>Wade, Julian</i>		E.O. 103	SHEET 248
COLOR <i>B</i>	AGE <i>16</i>	BIRTHPLACE	VOL.	<i>118</i>
COUNTY Robertson		CITY <i>T</i>		
ENUMERATED WITH <i>Helmy, Peter</i>				
RELATIONSHIP TO ABOVE				
<input type="checkbox"/> SON	<input type="checkbox"/> NEPHEW	<input type="checkbox"/> STEPSON		
<input type="checkbox"/> DAUGHTER	<input type="checkbox"/> NIECE	<input checked="" type="checkbox"/> STEPDAUGHTER		
<input type="checkbox"/> BROTHER	<input type="checkbox"/> FATHER-IN-LAW	<input type="checkbox"/> COUSIN		
<input type="checkbox"/> SISTER	<input type="checkbox"/> MOTHER-IN-LAW	<input type="checkbox"/> HIRED MAN		
<input type="checkbox"/> FATHER	<input type="checkbox"/> SON-IN-LAW	<input type="checkbox"/> ROOMER		
<input type="checkbox"/> MOTHER	<input type="checkbox"/> DAUGHTER-IN-LAW	<input type="checkbox"/> SERVANT		
<input type="checkbox"/> GRANDSON	<input type="checkbox"/> BROTHER-IN-LAW	<input type="checkbox"/> OTHER (<i>Specify</i>)		
<input type="checkbox"/> GRANDDAUGHTER	<input type="checkbox"/> SISTER-IN-LAW			
<input type="checkbox"/> GRANDCHILD	<input type="checkbox"/> ORPHAN			

FORM 10-637
1910 CENSUS INDEX - INDIVIDUAL

U.S. DEPARTMENT OF COMMERCE
BUREAU OF THE CENSUS

TEXAS

W 300		NAME OF INDIVIDUAL Wade J. Will		E.D. 60 78	SHEET
COLOR W	AGE 60	BIRTHPLACE D.C.		VOL. 103	
COUNTY Milam			CITY		
ENUMERATED WITH Ashley Will					
RELATIONSHIP TO ABOVE					
<input type="checkbox"/> SON	<input type="checkbox"/> NEPHEW	<input type="checkbox"/> STEPSON			
<input type="checkbox"/> DAUGHTER	<input type="checkbox"/> NIECE	<input type="checkbox"/> STEPDAUGHTER			
<input type="checkbox"/> BROTHER	<input type="checkbox"/> FATHER-IN-LAW	<input type="checkbox"/> COUSIN			
<input type="checkbox"/> SISTER	<input checked="" type="checkbox"/> MOTHER-IN-LAW	<input type="checkbox"/> HIRED MAN			
<input type="checkbox"/> FATHER	<input type="checkbox"/> SON-IN-LAW	<input type="checkbox"/> ROOMER			
<input type="checkbox"/> MOTHER	<input type="checkbox"/> DAUGHTER-IN-LAW	<input type="checkbox"/> SERVANT			
<input type="checkbox"/> GRANDSON	<input type="checkbox"/> BROTHER-IN-LAW	<input type="checkbox"/> OTHER (Specify)			
<input type="checkbox"/> GRANDDAUGHTER	<input type="checkbox"/> SISTER-IN-LAW				
<input type="checkbox"/> GRANDCHILD	<input type="checkbox"/> ORPHAN				

FORM 10-637
1910 CENSUS INDEX - INDIVIDUAL

U S DEPARTMENT OF COMMERCE
BUREAU OF THE CENSUS

TEXAS

W300	NAME OF INDIVIDUAL <i>Willie Judy</i>		E.D. 89	SHEET 325
COLOR B	AGE 18	BIRTHPLACE	VOL. 104	
COUNTY Polk		CITY		
ENUMERATED WITH <i>David James</i>				
RELATIONSHIP TO ABOVE				
<input type="checkbox"/> SON	<input type="checkbox"/> NEPHEW	<input type="checkbox"/> STEPSON		
<input checked="" type="checkbox"/> DAUGHTER	<input type="checkbox"/> NIECE	<input type="checkbox"/> STEPDAUGHTER		
<input type="checkbox"/> BROTHER	<input type="checkbox"/> FATHER-IN-LAW	<input type="checkbox"/> COUSIN		
<input type="checkbox"/> SISTER	<input type="checkbox"/> MOTHER-IN-LAW	<input type="checkbox"/> HIRED MAN		
<input type="checkbox"/> FATHER	<input type="checkbox"/> SON-IN-LAW	<input type="checkbox"/> ROOMER		
<input type="checkbox"/> MOTHER	<input type="checkbox"/> DAUGHTER-IN-LAW	<input type="checkbox"/> SERVANT		
<input type="checkbox"/> GRANDSON	<input type="checkbox"/> BROTHER-IN-LAW	<input type="checkbox"/> OTHER (Specify)		
<input type="checkbox"/> GRANDDAUGHTER	<input type="checkbox"/> SISTER-IN-LAW			
<input type="checkbox"/> GRANDCHILD	<input type="checkbox"/> ORPHAN			

FORM 10-637
1910 CENSUS INDEX - INDIVIDUAL

U.S. DEPARTMENT OF COMMERCE
BUREAU OF THE CENSUS

TEXAS

W300	NAME OF INDIVIDUAL Wood Judy		E.D. 164	SHEET 3
CC. LO. B	AGE 64	BIRTHPLACE	VOL. 141	
COUNTY Walker		CITY		
ENUMERATED WITH Rector, Gerald				
RELATIONSHIP TO ABOVE				
<input type="checkbox"/> SON	<input type="checkbox"/> NEPHEW	<input type="checkbox"/> STEPSON		
<input type="checkbox"/> DAUGHTER	<input type="checkbox"/> NIECE	<input type="checkbox"/> STEPDAUGHTER		
<input type="checkbox"/> BROTHER	<input type="checkbox"/> FATHER-IN-LAW	<input type="checkbox"/> COUSIN		
<input type="checkbox"/> SISTER	<input type="checkbox"/> MOTHER-IN-LAW	<input type="checkbox"/> HIRED MAN		
<input type="checkbox"/> FATHER	<input type="checkbox"/> SON-IN-LAW	<input type="checkbox"/> ROOMER		
<input type="checkbox"/> MOTHER	<input type="checkbox"/> DAUGHTER-IN-LAW	<input type="checkbox"/> SERVANT		
<input type="checkbox"/> GRANDSON	<input type="checkbox"/> BROTHER-IN-LAW	<input checked="" type="checkbox"/> OTHER (Specify) Grandmother		
<input type="checkbox"/> GRANDDAUGHTER	<input type="checkbox"/> SISTER-IN-LAW			
<input type="checkbox"/> GRANDCHILD	<input type="checkbox"/> ORPHAN			

FORM BC-627 (5-5-67)
FORMERLY 10-637

1910 CENSUS INDEX - INDIVIDUAL

U.S. DEPARTMENT OF COMMERCE
BUREAU OF THE CENSUS

TEXAS

W300		NAME OF INDIVIDUAL <i>White Judson</i>		E.D. <i>97</i>	SHEET <i>6</i>
COLOR <i>B</i>	AGE <i>70</i>	BIRTHPLACE		VOL. <i>68</i>	
COUNTY <i>Harris</i>			CITY		
ENUMERATED WITH <i>Mary Enoch</i>					
RELATIONSHIP TO ABOVE					
<input type="checkbox"/> SON	<input checked="" type="checkbox"/> NEPHEW	<input type="checkbox"/> STEPSON			
<input type="checkbox"/> DAUGHTER	<input type="checkbox"/> NIECE	<input type="checkbox"/> STEPDAUGHTER			
<input type="checkbox"/> BROTHER	<input type="checkbox"/> FATHER-IN-LAW	<input type="checkbox"/> COUSIN			
<input type="checkbox"/> SISTER	<input type="checkbox"/> MOTHER-IN-LAW	<input type="checkbox"/> HIRED MAN			
<input type="checkbox"/> FATHER	<input type="checkbox"/> SON-IN-LAW	<input type="checkbox"/> ROOMER			
<input type="checkbox"/> MOTHER	<input type="checkbox"/> DAUGHTER-IN-LAW	<input type="checkbox"/> SERVANT			
<input type="checkbox"/> GRANDSON	<input type="checkbox"/> BROTHER-IN-LAW	<input type="checkbox"/> OTHER (Specify)			
<input type="checkbox"/> GRANDDAUGHTER	<input type="checkbox"/> SISTER-IN-LAW				
<input type="checkbox"/> GRANDCHILD	<input type="checkbox"/> ORPHAN				

FORM 10 637

1910 CENSUS INDEX - INDIVIDUAL

U. S. DEPARTMENT OF COMMERCE
BUREAU OF THE CENSUS

TEXAS

61300	HEAD OF FAMILY <i>Wm. H. Lusk</i>		E.D. 198	SHEET 106
COLOR <i>W</i>	AGE <i>36</i>	BIRTHPLACE <i>Missouri</i>	VOL. <i>113</i>	
COUNTY Potter		CITY <i>Admire</i>		
OTHER MEMBERS OF FAMILY				
NAME		RELATIONSHIP	AGE	BIRTHPLACE
<i>1. B. Lusk</i>		<i>W</i>	<i>22</i>	<i>Calo.</i>
<i>2. B. Lusk</i>				

FORM 10 636
1910 CENSUS INDEX - FAMILY

U. S. DEPARTMENT OF COMMERCE
BUREAU OF THE CENSUS

TEXAS

W 300	NAME OF INDIVIDUAL Wood, Judson		E.D. 53	SHEET 57
COLOR W	AGE 19	BIRTHPLACE	VOL. 75	
COUNTY Dallas		CITY Dallas		
ENUMERATED WITH Fry, J. H.				
RELATIONSHIP TO ABOVE				
<input type="checkbox"/> SON	<input checked="" type="checkbox"/> NEPHEW	<input type="checkbox"/> STEPSON		
<input type="checkbox"/> DAUGHTER	<input type="checkbox"/> NIECE	<input type="checkbox"/> STEPOUGHTER		
<input type="checkbox"/> BROTHER	<input type="checkbox"/> FATHER-IN-LAW	<input type="checkbox"/> COUSIN		
<input type="checkbox"/> SISTER	<input type="checkbox"/> MOTHER-IN-LAW	<input type="checkbox"/> HIRED MAN		
<input type="checkbox"/> FATHER	<input type="checkbox"/> SON-IN-LAW	<input type="checkbox"/> ROOMER		
<input type="checkbox"/> MOTHER	<input type="checkbox"/> DAUGHTER-IN-LAW	<input type="checkbox"/> SERVANT		
<input type="checkbox"/> GRANDSON	<input type="checkbox"/> BROTHER-IN-LAW	<input type="checkbox"/> OTHER (Specify)		
<input type="checkbox"/> GRANDDAUGHTER	<input type="checkbox"/> SISTER-IN-LAW			
<input type="checkbox"/> GRANDCHILD	<input type="checkbox"/> ORPHAN			

FORM 10-637
1910 CENSUS INDEX - INDIVIDUAL

U.S. DEPARTMENT OF COMMERCE
BUREAU OF THE CENSUS

OTHER MEMBERS OF FAMILY

NAME	RELATIONSHIP	AGE	BIRTHPLACE
1 Jim	B	29	

TEXAS

W 300	HEAD OF FAMILY Wade, Judge		E.D. 5	SHEET 4
COLOR B	AGE 34	BIRTHPLACE	VOL. 5	
COUNTY Bastrop		CITY		
OTHER MEMBERS OF FAMILY				
NAME		RELATIONSHIP	AGE	BIRTHPLACE
Separa		W	27	
Cora		D	10	
Marionetta		D	4	
Father		D	6	
William, Margaret		M	63	
Steph, Malicia		SIL	21	
John May		NI	5 1/2	

FORM 10-636A
1910 CENSUS INDEX - INDIVIDUAL

U.S. DEPARTMENT OF COMMERCE
BUREAU OF THE CENSUS

TEXAS

W 300	HEAD OF FAMILY		E.D.	SHEET
	White, Judge		59	278
COLOR	AGE	BIRTHPLACE	VOL.	
W	26		50	
COUNTY	Falls		CITY	
OTHER MEMBERS OF FAMILY				
	NAME	RELATIONSHIP	AGE	BIRTHPLACE
	Genevieve, wife	W	27	
	Walter T.	S	7	
	Charles	S	3	

FORM 10-636
1910 CENSUS INDEX - FAMILY

U.S. DEPARTMENT OF COMMERCE
BUREAU OF THE CENSUS

TEXAS

W 300	NAME OF INDIVIDUAL Wade Judah A		E.D. 179	SHEET 50
COLOR W	AGE 64	BIRTHPLACE	VOL. 110	
COUNTY Nolan		CITY Roscoe		
ENUMERATED WITH Wade Tom A				
RELATIONSHIP TO ABOVE				
<input type="checkbox"/> SON	<input type="checkbox"/> NEPHEW	<input type="checkbox"/> STEPSON		
<input type="checkbox"/> DAUGHTER	<input type="checkbox"/> NIECE	<input type="checkbox"/> STEPDAUGHTER		
<input type="checkbox"/> BROTHER	<input type="checkbox"/> FATHER-IN-LAW	<input type="checkbox"/> COUSIN		
<input checked="" type="checkbox"/> SISTER	<input type="checkbox"/> MOTHER-IN-LAW	<input type="checkbox"/> HIRED MAN		
<input type="checkbox"/> FATHER	<input type="checkbox"/> SON-IN-LAW	<input type="checkbox"/> ROOMER		
<input type="checkbox"/> MOTHER	<input type="checkbox"/> DAUGHTER-IN-LAW	<input type="checkbox"/> SERVANT		
<input type="checkbox"/> GRANDSON	<input type="checkbox"/> BROTHER-IN-LAW	<input type="checkbox"/> OTHER (Specify)		
<input type="checkbox"/> GRANDDAUGHTER	<input type="checkbox"/> SISTER-IN-LAW			
<input type="checkbox"/> GRANDCHILD	<input type="checkbox"/> ORPHAN			

FORM 10-637

1910 CENSUS INDEX - INDIVIDUAL

U. S. DEPARTMENT OF COMMERCE
BUREAU OF THE CENSUS

TEXAS

W300	NAME OF INDIVIDUAL White, Gianita B		E.D. 154	SHEET 153
COLOR W	AGE 1 $\frac{6}{12}$	BIRTHPLACE Kans	VOL. 9.2	
COUNTY Lubbock		CITY Lubbock		
ENUMERATED WITH Jackson Thomas S				
RELATIONSHIP TO ABOVE				
<input type="checkbox"/> SON	<input type="checkbox"/> NEPHEW	<input type="checkbox"/> STEPSON		
<input type="checkbox"/> DAUGHTER	<input type="checkbox"/> NIECE	<input type="checkbox"/> STEPDAUGHTER		
<input type="checkbox"/> BROTHER	<input type="checkbox"/> FATHER-IN-LAW	<input type="checkbox"/> COUSIN		
<input type="checkbox"/> SISTER	<input type="checkbox"/> MOTHER-IN-LAW	<input type="checkbox"/> HIRED MAN		
<input type="checkbox"/> FATHER	<input type="checkbox"/> SON-IN-LAW	<input checked="" type="checkbox"/> ROOMER		
<input type="checkbox"/> MOTHER	<input type="checkbox"/> DAUGHTER-IN-LAW	<input type="checkbox"/> SERVANT		
<input type="checkbox"/> GRANDSON	<input type="checkbox"/> BROTHER-IN-LAW	<input type="checkbox"/> OTHER (Specify)		
<input type="checkbox"/> GRANDDAUGHTER	<input type="checkbox"/> SISTER-IN-LAW			
<input type="checkbox"/> GRANDCHILD	<input type="checkbox"/> ORPHAN			

FORM 10 637
1910 CENSUS INDEX - INDIVIDUAL

U. S. DEPARTMENT OF COMMERCE
BUREAU OF THE CENSUS

TEXAS

W 300		HEAD OF FAMILY		Wood Juanita		E.O.	SHEET
COLOR	AGE	BIRTHPLACE		75	267		
71	31			VOL.		90	
COUNTY				CITY			
Lamar				Paris			
OTHER MEMBERS OF FAMILY							
NAME		RELATIONSHIP	AGE	BIRTHPLACE			
/ Ursion		D	6				
William		S	4				
Swainson Charles		m	61	Hia			
/ Nina		Si	28				

FORM 10-636
 1910 CENSUS INDEX - FAMILY

U.S. DEPARTMENT OF COMMERCE
 BUREAU OF THE CENSUS

TEXAS

W 300		HEAD OF FAMILY		E.D.	SHEET
white		Joy O		115	356
COLOR	AGE	BIRTHPLACE		VOL.	
B	46			112	
COUNTY			CITY		
Orange					
OTHER MEMBERS OF FAMILY					
NAME		RELATIONSHIP	AGE	BIRTHPLACE	
1 Minnie		W	21		

FORM 10 636
1910 CENSUS INDEX - FAMILY

U.S. DEPARTMENT OF COMMERCE
BUREAU OF THE CENSUS

TEXAS

W 300	NAME OF INDIVIDUAL Wade Jessie		E.D. 52	SHEET 30B
COLOR B	AGE 22	BIRTHPLACE	VOL. 19	
COUNTY	Falls	CITY		
ENUMERATED WITH Hopkins George				
RELATIONSHIP TO ABOVE				
<input type="checkbox"/> SON	<input type="checkbox"/> NEPHEW	<input type="checkbox"/> STEPSON		
<input type="checkbox"/> DAUGHTER	<input type="checkbox"/> NIECE	<input type="checkbox"/> STEPDAUGHTER		
<input type="checkbox"/> BROTHER	<input type="checkbox"/> FATHER-IN-LAW	<input type="checkbox"/> COUSIN		
<input type="checkbox"/> SISTER	<input type="checkbox"/> MOTHER-IN-LAW	<input type="checkbox"/> HIRED MAN		
<input type="checkbox"/> FATHER	<input type="checkbox"/> SON-IN-LAW	<input checked="" type="checkbox"/> ROOMER		
<input type="checkbox"/> MOTHER	<input type="checkbox"/> DAUGHTER-IN-LAW	<input type="checkbox"/> SERVANT		
<input type="checkbox"/> GRANDSON	<input type="checkbox"/> BROTHER-IN-LAW	<input type="checkbox"/> OTHER (Specify)		
<input type="checkbox"/> GRANDDAUGHTER	<input type="checkbox"/> SISTER-IN-LAW			
<input type="checkbox"/> GRANDCHILD	<input type="checkbox"/> ORPHAN			

FORM 10-637
1910 CENSUS INDEX - INDIVIDUAL

U.S. DEPARTMENT OF COMMERCE
BUREAU OF THE CENSUS

TEXAS

W300	NAME OF INDIVIDUAL Woody Josie Ann		E.D. 193	SHEET 73
COLOR W	AGE 32	BIRTHPLACE		VOL. 112
COUNTY Potter		CITY		
ENUMERATED WITH Morrison Samuel T.				
RELATIONSHIP TO ABOVE				
<input type="checkbox"/> SON	<input type="checkbox"/> NEPHEW	<input type="checkbox"/> STEPSON		
<input checked="" type="checkbox"/> DAUGHTER	<input type="checkbox"/> NIECE	<input type="checkbox"/> STEPDAUGHTER		
<input type="checkbox"/> BROTHER	<input type="checkbox"/> FATHER-IN-LAW	<input type="checkbox"/> COUSIN		
<input type="checkbox"/> SISTER	<input type="checkbox"/> MOTHER-IN-LAW	<input type="checkbox"/> HIRED MAN		
<input type="checkbox"/> FATHER	<input type="checkbox"/> SON-IN-LAW	<input type="checkbox"/> ROOMER		
<input type="checkbox"/> MOTHER	<input type="checkbox"/> DAUGHTER-IN-LAW	<input type="checkbox"/> SERVANT		
<input type="checkbox"/> GRANDSON	<input type="checkbox"/> BROTHER-IN-LAW	<input type="checkbox"/> OTHER (Specify)		
<input type="checkbox"/> GRANDDAUGHTER	<input type="checkbox"/> SISTER-IN-LAW			
<input type="checkbox"/> GRANDCHILD	<input type="checkbox"/> ORPHAN			

FORM 10-637

1910 CENSUS INDEX - INDIVIDUAL

U. S. DEPARTMENT OF COMMERCE

BUREAU OF THE CENSUS

TEXAS

W300	NAME OF INDIVIDUAL <i>White Jessie</i>		E.D. 149	SHEET 108
COLOR W-	AGE 24	BIRTHPLACE	VOL. 129	
COUNTY Tarrant		CITY Fort Worth		
ENUMERATED WITH <i>Colwell John</i>				
RELATIONSHIP TO ABOVE				
<input type="checkbox"/> SON	<input type="checkbox"/> NEPHEW	<input type="checkbox"/> STEPSON		
<input checked="" type="checkbox"/> DAUGHTER	<input type="checkbox"/> NIECE	<input type="checkbox"/> STEPDAUGHTER		
<input type="checkbox"/> BROTHER	<input type="checkbox"/> FATHER-IN-LAW	<input type="checkbox"/> COUSIN		
<input type="checkbox"/> SISTER	<input type="checkbox"/> MOTHER-IN-LAW	<input type="checkbox"/> HIRED MAN		
<input type="checkbox"/> FATHER	<input type="checkbox"/> SON-IN-LAW	<input type="checkbox"/> ROOMER		
<input type="checkbox"/> MOTHER	<input type="checkbox"/> DAUGHTER-IN-LAW	<input type="checkbox"/> SERVANT		
<input type="checkbox"/> GRANDSON	<input type="checkbox"/> BROTHER-IN-LAW	<input type="checkbox"/> OTHER (Specify)		
<input type="checkbox"/> GRANDDAUGHTER	<input type="checkbox"/> SISTER-IN-LAW			
<input type="checkbox"/> GRANDCHILD	<input type="checkbox"/> ORPHAN			

FORM 10.637
1910 CENSUS INDEX - INDIVIDUAL

U.S. DEPARTMENT OF COMMERCE
BUREAU OF THE CENSUS

TEXAS

W300	HEAD OF FAMILY W. C. ... (Mrs)		E.D. 119	SHEET 137
COLOR W	AGE 55	BIRTHPLACE	VOL. 22	
COUNTY Tarrant		CITY Fort Worth		
OTHER MEMBERS OF FAMILY				
NAME		RELATIONSHIP	AGE	BIRTHPLACE
Eula		D	18	
Jesse B		S	13	
Barclay, W. E. M. W.		M	8.5	W. Va.

FORM 10 636
1910 CENSUS INDEX - FAMILY .

U. S. DEPARTMENT OF COMMERCE
BUREAU OF THE CENSUS

TEXAS

40300	HEAD OF FAMILY Wood Jessie		E.D. 66	SHEET 391
COLOR W	AGE 32	BIRTHPLACE		VOL. 1717
COUNTY Hopkins		CITY		
OTHER MEMBERS OF FAMILY				
	NAME	RELATIONSHIP	AGE	BIRTHPLACE
	Elizabeth	D	12	
	Robert	S	10	
	Julian	S	5	
	AB	S	5	

FORM 10 636
1910 CENSUS INDEX - FAMILY

U. S. DEPARTMENT OF COMMERCE
BUREAU OF THE CENSUS

TEXAS

7300	HEAD OF FAMILY <i>W. White, Josie</i>		E.D. <i>37</i>	SHEET <i>15</i>
COLOR <i>B</i>	AGE <i>24</i>	BIRTHPLACE	VOL. <i>34</i>	
COUNTY <i>Dallas</i>		CITY <i>Dallas</i>		
OTHER MEMBERS OF FAMILY				
NAME		RELATIONSHIP	AGE	BIRTHPLACE
<i>938</i>				

FORM 10-636
1910 CENSUS INDEX - FAMILY

U. S. DEPARTMENT OF COMMERCE
BUREAU OF THE CENSUS

TEXAS

W 300	NAME OF INDIVIDUAL <i>Wyatt, Josie</i>		E.O. <i>36</i>	SHEET <i>271</i>
COLOR <i>B</i>	AGE <i>28</i>	BIRTHPLACE	VOL.	<i>38</i>
COUNTY <i>De Witt</i>		CITY		
ENUMERATED WITH <i>Mattie Henry</i>				
RELATIONSHIP TO ABOVE				
<input type="checkbox"/> SON	<input type="checkbox"/> NEPHEW	<input type="checkbox"/> STEPSON		
<input type="checkbox"/> DAUGHTER	<input type="checkbox"/> NIECE	<input type="checkbox"/> STEPDAUGHTER		
<input type="checkbox"/> BROTHER	<input type="checkbox"/> FATHER-IN-LAW	<input type="checkbox"/> COUSIN		
<input type="checkbox"/> SISTER	<input type="checkbox"/> MOTHER-IN-LAW	<input type="checkbox"/> HIRED MAN		
<input type="checkbox"/> FATHER	<input type="checkbox"/> SON-IN-LAW	<input type="checkbox"/> ROOMER		
<input type="checkbox"/> MOTHER	<input type="checkbox"/> DAUGHTER-IN-LAW	<input checked="" type="checkbox"/> SERVANT		
<input type="checkbox"/> GRANDSON	<input type="checkbox"/> BROTHER-IN-LAW	<input type="checkbox"/> OTHER (<i>Specify</i>)		
<input type="checkbox"/> GRANDDAUGHTER	<input type="checkbox"/> SISTER-IN-LAW			
<input type="checkbox"/> GRANDCHILD	<input type="checkbox"/> ORPHAN			

FORM 10-637
1910 CENSUS INDEX - INDIVIDUAL

U.S. DEPARTMENT OF COMMERCE
BUREAU OF THE CENSUS

TEXAS

70'300	NAME OF INDIVIDUAL <i>White, Jocie</i>		E.D. 83	SHEET 23
COLOR <i>W</i>	AGE 33	BIRTHPLACE	VOL. 115	
COUNTY Parker		CITY		
ENUMERATED WITH <i>White, William J</i>				
RELATIONSHIP TO ABOVE				
<input type="checkbox"/> SON	<input type="checkbox"/> NEPHEW	<input type="checkbox"/> STEPSON		
<input type="checkbox"/> DAUGHTER	<input type="checkbox"/> NIECE	<input type="checkbox"/> STEPDAUGHTER		
<input type="checkbox"/> BROTHER	<input type="checkbox"/> FATHER-IN-LAW	<input type="checkbox"/> COUSIN		
<input checked="" type="checkbox"/> SISTER	<input type="checkbox"/> MOTHER-IN-LAW	<input type="checkbox"/> HIRED MAN		
<input type="checkbox"/> FATHER	<input type="checkbox"/> SON-IN-LAW	<input type="checkbox"/> ROOMER		
<input type="checkbox"/> MOTHER	<input type="checkbox"/> DAUGHTER-IN-LAW	<input type="checkbox"/> SERVANT		
<input type="checkbox"/> GRANDSON	<input type="checkbox"/> BROTHER-IN-LAW	<input type="checkbox"/> OTHER (Specify)		
<input type="checkbox"/> GRANDDAUGHTER	<input type="checkbox"/> SISTER-IN-LAW			
<input type="checkbox"/> GRANDCHILD	<input type="checkbox"/> ORPHAN			

FORM 10 637
1910 CENSUS INDEX - INDIVIDUAL

U.S. DEPARTMENT OF COMMERCE
BUREAU OF THE CENSUS

TEXAS

W 300		NAME OF INDIVIDUAL White Susie		E.D. 156	SHEET 113
COLOR W	AGE 18	BIRTHPLACE		VOL. 25	
COUNTY Hill			CITY Hillsboro		
ENUMERATED WITH Underwood E F					
RELATIONSHIP TO ABOVE					
<input type="checkbox"/> SON	<input type="checkbox"/> NEPHEW	<input type="checkbox"/> STEPSON			
<input type="checkbox"/> DAUGHTER	<input type="checkbox"/> NIECE	<input type="checkbox"/> STEPDAUGHTER			
<input type="checkbox"/> BROTHER	<input type="checkbox"/> FATHER-IN-LAW	<input type="checkbox"/> COUSIN			
<input type="checkbox"/> SISTER	<input type="checkbox"/> MOTHER-IN-LAW	<input type="checkbox"/> HIRED MAN			
<input type="checkbox"/> FATHER	<input type="checkbox"/> SON-IN-LAW	<input checked="" type="checkbox"/> ROOMER			
<input type="checkbox"/> MOTHER	<input type="checkbox"/> DAUGHTER-IN-LAW	<input type="checkbox"/> SERVANT			
<input type="checkbox"/> GRANDSON	<input type="checkbox"/> BROTHER-IN-LAW	<input type="checkbox"/> OTHER (Specify)			
<input type="checkbox"/> GRANDDAUGHTER	<input type="checkbox"/> SISTER-IN-LAW				
<input type="checkbox"/> GRANDCHILD	<input type="checkbox"/> ORPHAN				

FORM 10 637

1910 CENSUS INDEX - INDIVIDUAL

U. S. DEPARTMENT OF COMMERCE
BUREAU OF THE CENSUS

TEXAS

W300	NAME OF INDIVIDUAL White Josia H		E.D. 170	SHEET 81
COLOR W	AGE 67	BIRTHPLACE Ga	VOL. 105	
COUNTY Montague		CITY		
ENUMERATED WITH White William L				
RELATIONSHIP TO ABOVE				
<input type="checkbox"/> SON	<input type="checkbox"/> NEPHEW	<input type="checkbox"/> STEPSON		
<input type="checkbox"/> DAUGHTER	<input checked="" type="checkbox"/> NIECE	<input type="checkbox"/> STEPDAUGHTER		
<input type="checkbox"/> BROTHER	<input type="checkbox"/> FATHER-IN-LAW	<input type="checkbox"/> COUSIN		
<input type="checkbox"/> SISTER	<input type="checkbox"/> MOTHER-IN-LAW	<input type="checkbox"/> HIRED MAN		
<input checked="" type="checkbox"/> FATHER	<input type="checkbox"/> SON-IN-LAW	<input type="checkbox"/> ROOMER		
<input type="checkbox"/> MOTHER	<input type="checkbox"/> DAUGHTER-IN-LAW	<input type="checkbox"/> SERVANT		
<input type="checkbox"/> GRANDSON	<input type="checkbox"/> BROTHER-IN-LAW	<input type="checkbox"/> OTHER (Specify)		
<input type="checkbox"/> GRANDDAUGHTER	<input type="checkbox"/> SISTER-IN-LAW			
<input type="checkbox"/> GRANDCHILD	<input type="checkbox"/> ORPHAN			

FORM 10-637

1970 CENSUS INDEX - INDIVIDUAL

U.S. DEPARTMENT OF COMMERCE
BUREAU OF THE CENSUS

TEXAS

W300	HEAD OF FAMILY Wood Josiah		E.D. 267	SHEET 496
COLOR W	AGE 30	BIRTHPLACE	VOL. 133	
COUNTY Taylor	CITY Abilene			
OTHER MEMBERS OF FAMILY				
NAME		RELATIONSHIP	AGE	BIRTHPLACE
1 Annie		W	26	

FORM 10 636
1910 CENSUS INDEX - FAMILY

U.S. DEPARTMENT OF COMMERCE
BUREAU OF THE CENSUS

TEXAS

W-300	HEAD OF FAMILY		E.D.	SHEET
	White, Joshua		19	301
COLOR	AGE	BIRTHPLACE	VOL.	
W	48		48	
COUNTY		CITY		
Erath				
OTHER MEMBERS OF FAMILY				
NAME		RELATIONSHIP	AGE	BIRTHPLACE
Betty		W	37	Ky
Hansley		S	10	J
Judson Lee		S	7	
Emma V		S	2	

FORM 10-636
1910 CENSUS INDEX - FAMILY

U. S. DEPARTMENT OF COMMERCE
BUREAU OF THE CENSUS

TEXAS

W300	HEAD OF FAMILY <i>White Josh</i>		E.D. 143	SHEET 1
COLOR <i>W</i>	AGE <i>24</i>	BIRTHPLACE		VOL. 130
COUNTY <i>Tarrant</i>		CITY <i>Fort Worth</i>		
OTHER MEMBERS OF FAMILY				
NAME	RELATIONSHIP	AGE	BIRTHPLACE	
<i>J</i> <i>Ma</i>	<i>W</i>	<i>21</i>		
<i>J</i> <i>Lois</i>	<i>D</i>	<i>3</i>		
<i>J</i> <i>Lucy</i>	<i>D</i>	<i>2</i>		

FORM 10 636
1910 CENSUS INDEX - FAMILY

U. S. DEPARTMENT OF COMMERCE
BUREAU OF THE CENSUS

TEXAS

W-200		HEAD OF FAMILY		Wade - Josh		E.D.	SHEET
COLOR	AGE	BIRTHPLACE		22	16		
B	27	Cherokee		VOL.	23		
COUNTY				CITY			
OTHER MEMBERS OF FAMILY							
NAME		RELATIONSHIP	AGE	BIRTHPLACE			
1 Jimmy		W	19				

FORM 10-636
 1910 CENSUS INDEX - FAMILY

U.S. DEPARTMENT OF COMMERCE
 BUREAU OF THE CENSUS

10300		HEAD OF FAMILY		TEXAS	
COLOR	W	AGE	46	BIRTHPLACE	W. West Virginia
COUNTY	Bexar,		CITY		San Antonio
OTHER MEMBERS OF FAMILY					
NAME		RELATIONSHIP	AGE	BIRTHPLACE	
Virginia		P	13		
Smith, Louis W.		B	61	Ky	

E.D. 27
SHEET 112
VOL. 11

FORM 10 636
1910 CENSUS INDEX - FAMILY

U.S. DEPARTMENT OF COMMERCE
BUREAU OF THE CENSUS

TEXAS

W300	HEAD OF FAMILY		White, Josephine		E.D.	SHEET
COLOR	B	AGE	BIRTHPLACE		157	110
COUNTY	Walker			CITY	VOL. 141	

OTHER MEMBERS OF FAMILY

NAME	RELATIONSHIP	AGE	BIRTHPLACE
Sarah	D	24	
Columbus	S	17	
Walker	S	14	
Adeline	D	12	
Mary	S	7	
May Bee	D	6	
Willie	S	3	

FORM 10-636A

1910 CENSUS INDEX - FAMILY

U.S. DEPARTMENT OF COMMERCE
BUREAU OF THE CENSUS

TEXAS

<i>W300</i>	NAME OF INDIVIDUAL <i>White Josephine</i>		E.O. <i>45</i>	SHEET <i>232</i>
COLOR <i>Wh</i>	AGE <i>35</i>	BIRTHPLACE	VOL. <i>55</i>	
COUNTY		CITY		
ENUMERATED WITH <i>Hutchings Leahy</i>				
RELATIONSHIP TO ABOVE				
<input type="checkbox"/> SON	<input type="checkbox"/> NEPHEW	<input type="checkbox"/> STEPSON		
<input type="checkbox"/> DAUGHTER	<input type="checkbox"/> NIECE	<input type="checkbox"/> STEPDAUGHTER		
<input type="checkbox"/> BROTHER	<input type="checkbox"/> FATHER-IN-LAW	<input type="checkbox"/> COUSIN		
<input type="checkbox"/> SISTER	<input type="checkbox"/> MOTHER-IN-LAW	<input type="checkbox"/> HIRED MAN		
<input type="checkbox"/> FATHER	<input type="checkbox"/> SON-IN-LAW	<input type="checkbox"/> ROOMER		
<input type="checkbox"/> MOTHER	<input type="checkbox"/> DAUGHTER-IN-LAW	<input type="checkbox"/> SERVANT		
<input type="checkbox"/> GRANDSON	<input type="checkbox"/> BROTHER-IN-LAW	<input type="checkbox"/> OTHER (Specify)		
<input type="checkbox"/> GRANDDAUGHTER	<input type="checkbox"/> SISTER-IN-LAW			
<input type="checkbox"/> GRANDCHILD	<input type="checkbox"/> ORPHAN			

FORM 10-637

1910 CENSUS INDEX - INDIVIDUAL

U. S. DEPARTMENT OF COMMERCE
BUREAU OF THE CENSUS

TEXAS

W 300	HEAD OF FAMILY		White	E.D.	SHEET
COLOR	AGE	BIRTHPLACE	Mississippi	70	207
B	54	Miss		VOL.	67
COUNTY	Harris		CITY		
			Houston		
OTHER MEMBERS OF FAMILY					
NAME		RELATIONSHIP	AGE	BIRTHPLACE	
I Do					

FORM 10-636
1910 CENSUS INDEX - FAMILY

U. S. DEPARTMENT OF COMMERCE
BUREAU OF THE CENSUS

TEXAS

W 300	HEAD OF FAMILY		E.D.	SHEET
	White, Josephine		154	105
COLOR	AGE	BIRTHPLACE	VOL.	
B	58		106	
COUNTY			CITY	
Montgomery				
OTHER MEMBERS OF FAMILY				
NAME		RELATIONSHIP	AGE	BIRTHPLACE
James		S	26	
Julious		S	26	

FORM 10-636
1910 CENSUS INDEX - FAMILY

U. S. DEPARTMENT OF COMMERCE
BUREAU OF THE CENSUS

TEXAS

W 300	NAME OF INDIVIDUAL		E.O.	SHEET
COLOR B	AGE 1	BIRTHPLACE	52	31
COUNTY Milam		CITY		
ENUMERATED WITH				
white, Lee				
RELATIONSHIP TO ABOVE				
<input type="checkbox"/> SON	<input type="checkbox"/> NEPHEW	<input type="checkbox"/> STEPSON		
<input type="checkbox"/> DAUGHTER	<input type="checkbox"/> NIECE	<input type="checkbox"/> STEPDAUGHTER		
<input type="checkbox"/> BROTHER	<input type="checkbox"/> FATHER-IN-LAW	<input type="checkbox"/> COUSIN		
<input type="checkbox"/> SISTER	<input type="checkbox"/> MOTHER-IN-LAW	<input type="checkbox"/> HIRED MAN		
<input type="checkbox"/> FATHER	<input type="checkbox"/> SON-IN-LAW	<input type="checkbox"/> ROOMER		
<input type="checkbox"/> MOTHER	<input type="checkbox"/> DAUGHTER-IN-LAW	<input type="checkbox"/> SERVANT		
<input type="checkbox"/> GRANDSON	<input type="checkbox"/> BROTHER-IN-LAW	<input checked="" type="checkbox"/> OTHER (Specify)		
<input type="checkbox"/> GRANDDAUGHTER	<input type="checkbox"/> SISTER-IN-LAW	GCH		
<input type="checkbox"/> GRANDCHILD	<input type="checkbox"/> ORPHAN			

FORM 10 637
 1910 CENSUS INDEX - INDIVIDUAL

U. S. DEPARTMENT OF COMMERCE
 BUREAU OF THE CENSUS

TEXAS

W 300		NAME OF INDIVIDUAL <i>White, Josephine</i>		E.D. <i>56</i>	SHEET <i>23</i>
COLOR <i>B</i>	AGE <i>21</i>	BIRTHPLACE		VOL. <i>61</i>	
COUNTY <i>Fayette</i>			CITY		
ENUMERATED WITH <i>McCallough, Henry</i>					
RELATIONSHIP TO ABOVE					
<input type="checkbox"/> SON	<input type="checkbox"/> NEPHEW	<input type="checkbox"/> STEPSON			
<input checked="" type="checkbox"/> DAUGHTER	<input type="checkbox"/> NIECE	<input type="checkbox"/> STEPDAUGHTER			
<input type="checkbox"/> BROTHER	<input type="checkbox"/> FATHER-IN-LAW	<input type="checkbox"/> COUSIN			
<input type="checkbox"/> SISTER	<input type="checkbox"/> MOTHER-IN-LAW	<input type="checkbox"/> HIRED MAN			
<input type="checkbox"/> FATHER	<input type="checkbox"/> SON-IN-LAW	<input type="checkbox"/> ROOMER			
<input type="checkbox"/> MOTHER	<input type="checkbox"/> DAUGHTER-IN-LAW	<input type="checkbox"/> SERVANT			
<input type="checkbox"/> GRANDSON	<input type="checkbox"/> BROTHER-IN-LAW	<input type="checkbox"/> OTHER (Specify)			
<input type="checkbox"/> GRANDDAUGHTER	<input type="checkbox"/> SISTER-IN-LAW				
<input type="checkbox"/> GRANDCHILD	<input type="checkbox"/> ORPHAN				

FORM 10-637
1910 CENSUS INDEX - INDIVIDUAL

U. S. DEPARTMENT OF COMMERCE
BUREAU OF THE CENSUS

TEXAS

W300	NAME OF INDIVIDUAL <i>White - Josephine</i>		E.O. <i>62</i>	SHEET <i>96</i>
COLOR <i>Am.</i>	AGE <i>28</i>	BIRTHPLACE	VOL. <i>78</i>	
COUNTY <i>Houston</i>		CITY <i>Crockett</i>		
ENUMERATED WITH <i>Pendland John</i>				
RELATIONSHIP TO ABOVE				
<input type="checkbox"/> SON	<input type="checkbox"/> NEPHEW	<input type="checkbox"/> STEPSON		
<input type="checkbox"/> DAUGHTER	<input type="checkbox"/> NIECE	<input type="checkbox"/> STEPDAUGHTER		
<input type="checkbox"/> BROTHER	<input type="checkbox"/> FATHER-IN-LAW	<input type="checkbox"/> COUSIN		
<input type="checkbox"/> SISTER	<input type="checkbox"/> MOTHER-IN-LAW	<input type="checkbox"/> HIRED MAN		
<input type="checkbox"/> FATHER	<input type="checkbox"/> SON-IN-LAW	<input checked="" type="checkbox"/> ROOMER		
<input type="checkbox"/> MOTHER	<input type="checkbox"/> DAUGHTER-IN-LAW	<input type="checkbox"/> SERVANT		
<input type="checkbox"/> GRANDSON	<input type="checkbox"/> BROTHER-IN-LAW	<input type="checkbox"/> OTHER (<i>Specify</i>)		
<input type="checkbox"/> GRANDDAUGHTER	<input type="checkbox"/> SISTER-IN-LAW			
<input type="checkbox"/> GRANDCHILD	<input type="checkbox"/> ORPHAN			

FORM 10-637
1910 CENSUS INDEX - INDIVIDUAL

U. S. DEPARTMENT OF COMMERCE
BUREAU OF THE CENSUS

TEXAS

W 300		NAME OF INDIVIDUAL <i>Heid Josephine</i>		E.D. 39	SHEET 326
COLOR W	AGE 22	BIRTHPLACE		VOL. 38	
COUNTY De Witt			CITY		
ENUMERATED WITH <i>Hannes George</i>					
RELATIONSHIP TO ABOVE					
<input checked="" type="checkbox"/> SON	<input type="checkbox"/> NEPHEW	<input type="checkbox"/> STEPSON			
<input type="checkbox"/> DAUGHTER	<input type="checkbox"/> NIECE	<input type="checkbox"/> STEPDAUGHTER			
<input type="checkbox"/> BROTHER	<input type="checkbox"/> FATHER-IN-LAW	<input type="checkbox"/> COUSIN			
<input type="checkbox"/> SISTER	<input type="checkbox"/> MOTHER-IN-LAW	<input type="checkbox"/> HIRED MAN			
<input type="checkbox"/> FATHER	<input type="checkbox"/> SON-IN-LAW	<input type="checkbox"/> ROOMER			
<input type="checkbox"/> MOTHER	<input type="checkbox"/> DAUGHTER-IN-LAW	<input type="checkbox"/> SERVANT			
<input type="checkbox"/> GRANDSON	<input type="checkbox"/> BROTHER-IN-LAW	<input type="checkbox"/> OTHER (<i>Specify</i>)			
<input type="checkbox"/> GRANDDAUGHTER	<input type="checkbox"/> SISTER-IN-LAW				
<input type="checkbox"/> GRANDCHILD	<input type="checkbox"/> ORPHAN				

FORM 10 637
1910 CENSUS INDEX - INDIVIDUAL

U. S. DEPARTMENT OF COMMERCE
BUREAU OF THE CENSUS

TEXAS

W 300	HEAD OF FAMILY	White, Josephine	E.D. 77	SHEET 350
COLOR W	AGE 67	BIRTHPLACE N. Y.	VOL. 10	
COUNTY Bexar	CITY San Antonio			

OTHER MEMBERS OF FAMILY

NAME	RELATIONSHIP	AGE	BIRTHPLACE
Crane, Ella	D	38	
White, Fleetwood	S	25	
Crane, Edna	G-D	13	

FORM 10-636
1910 CENSUS INDEX - FAMILY

U. S. DEPARTMENT OF COMMERCE
BUREAU OF THE CENSUS

W300		NAME OF INDIVIDUAL		E.D.	SHEET
W		20	Witt Josephine	168	151
COLOR	AGE	BIRTHPLACE	VOL.		
W	20	nc	147		
COUNTY			CITY		
Wharton			El Campo		
ENUMERATED WITH					
Smith Walter S					
RELATIONSHIP TO ABOVE					
<input type="checkbox"/> SON	<input type="checkbox"/> NEPHEW	<input type="checkbox"/> STEPSON			
<input type="checkbox"/> DAUGHTER	<input type="checkbox"/> NIECE	<input type="checkbox"/> STEPDAUGHTER			
<input type="checkbox"/> BROTHER	<input type="checkbox"/> FATHER-IN-LAW	<input type="checkbox"/> COUSIN			
<input type="checkbox"/> SISTER	<input checked="" type="checkbox"/> MOTHER-IN-LAW	<input type="checkbox"/> HIRED MAN			
<input type="checkbox"/> FATHER	<input type="checkbox"/> SON-IN-LAW	<input type="checkbox"/> ROOMER			
<input type="checkbox"/> MOTHER	<input type="checkbox"/> DAUGHTER-IN-LAW	<input type="checkbox"/> SERVANT			
<input type="checkbox"/> GRANDSON	<input type="checkbox"/> BROTHER-IN-LAW	<input type="checkbox"/> OTHER (Specify)			
<input type="checkbox"/> GRANDDAUGHTER	<input type="checkbox"/> SISTER-IN-LAW				
<input type="checkbox"/> GRANDCHILD	<input type="checkbox"/> ORPHAN				

FORM BC-627 (5-5-67)
FORMERLY 10-637

U.S. DEPARTMENT OF COMMERCE
BUREAU OF THE CENSUS

1910 CENSUS INDEX - INDIVIDUAL

TEXAS

W300	HEAD OF FAMILY		Wheat Joseph W		E.O.	SHEET
COLOR	AGE	BIRTHPLACE			47	9
W	63	Ill			VOL.	17
COUNTY			CITY			
Blount						
OTHER MEMBERS OF FAMILY						
NAME		RELATIONSHIP	AGE	BIRTHPLACE		
Wheat Matley J		W	64	La		

FORM 10-636

1910 CENSUS INDEX - FAMILY

U.S. DEPARTMENT OF COMMERCE
BUREAU OF THE CENSUS

TEXAS

W 300		HEAD OF FAMILY		Whit, Joseph W.		E.D.	SHEET
COLOR	AGE	BIRTHPLACE		VOL.		137	33
W	28	Ill.		47			
COUNTY				CITY			
Ellis							
OTHER MEMBERS OF FAMILY							
NAME		RELATIONSHIP	AGE	BIRTHPLACE			
Linnie M.		W	26				
Floyd		S	8				
Floka W.		D	6				
Ola V.		D	4				
Ethel S.		D	2				
Joe		S	2/12				

FORM 10-638*
1910 CENSUS INDEX - FAMILY

U.S. DEPARTMENT OF COMMERCE
BUREAU OF THE CENSUS

TEXAS

W 300	NAME OF INDIVIDUAL <i>Wade Joseph W</i>		E. P. No. <i>100</i>	SHEET <i>130</i>
COLOR <i>W</i>	AGE <i>15</i>	BIRTHPLACE	VOL <i>709</i>	
COUNTY <i>Nacogdoches</i>		CITY		
ENUMERATED WITH <i>Cox Rody</i>				
RELATIONSHIP TO ABOVE				
<input checked="" type="checkbox"/> SON	<input type="checkbox"/> NEPHEW	<input type="checkbox"/> STEPSON		
<input type="checkbox"/> DAUGHTER	<input type="checkbox"/> NIECE	<input type="checkbox"/> STEPDAUGHTER		
<input type="checkbox"/> BROTHER	<input type="checkbox"/> FATHER-IN-LAW	<input type="checkbox"/> COUSIN		
<input type="checkbox"/> SISTER	<input type="checkbox"/> MOTHER-IN-LAW	<input type="checkbox"/> HIRED MAN		
<input type="checkbox"/> FATHER	<input type="checkbox"/> SON-IN-LAW	<input type="checkbox"/> ROOMER		
<input type="checkbox"/> MOTHER	<input type="checkbox"/> DAUGHTER-IN-LAW	<input type="checkbox"/> SERVANT		
<input type="checkbox"/> GRANDSON	<input type="checkbox"/> BROTHER-IN-LAW	<input type="checkbox"/> OTHER (Specify)		
<input type="checkbox"/> GRANDDAUGHTER	<input type="checkbox"/> SISTER-IN-LAW			
<input type="checkbox"/> GRANDCHILD	<input type="checkbox"/> ORPHAN			

FORM 10-637
1910 CENSUS INDEX - INDIVIDUAL

U.S. DEPARTMENT OF COMMERCE
BUREAU OF THE CENSUS

TEXAS

W 300		HEAD OF FAMILY		Wood, Joseph W		E.D.	SHEET
COLOR	W-	AGE	47	BIRTHPLACE		24	8
COUNTY				Burlison		VOL.	18
				CITY			
OTHER MEMBERS OF FAMILY							
NAME		RELATIONSHIP	AGE	BIRTH PLACE			
Lemuel		W	48				
Joseph W		S	27				
Thomas J		S	12				
Eddie F		S	10				
Albert R		S	8				

FORM 10 636 -
1910 CENSUS INDEX - FAMILY

U.S. DEPARTMENT OF COMMERCE
BUREAU OF THE CENSUS

TEXAS

10-3000	HEAD OF FAMILY		Joseph W		E.D.	SHEET
COLOR	AGE	BIRTHPLACE			3	278
B.	63					
COUNTY	Gregg			CITY	VOL. 57	
OTHER MEMBERS OF FAMILY						
NAME		RELATIONSHIP	AGE	BIRTHPLACE		
1 - Louisa		W	48			
2 - Graham Eugene		SS	11			
1 - Earnest		SS	27			

FORM 10.636
1910 CENSUS INDEX - FAMILY

U.S. DEPARTMENT OF COMMERCE
BUREAU OF THE CENSUS

TEXAS

TEXAS

W-500	HEAD OF FAMILY		WOOD Joseph W	E.D.	SHEET
COLOR	AGE	BIRTHPLACE		154	281
W	36	Iowa		VOL.	92
COUNTY			Lubbock	CITY	
			Lubbock	Lubbock	
OTHER MEMBERS OF FAMILY					
NAME		RELATIONSHIP	AGE	BIRTHPLACE	
Vera L		D	11	Iowa	
Cecil R		S	6	I	

FORM 10 636
1910 CENSUS INDEX - FAMILY

U.S. DEPARTMENT OF COMMERCE
BUREAU OF THE CENSUS

TEXAS

10300	HEAD OF FAMILY		E.D.	SHEET
COLOR	AGE	BIRTHPLACE	267	195
W	23	White Joseph W	VOL.	133
COUNTY	CITY			
	Taylor		Abilene	
OTHER MEMBERS OF FAMILY				
NAME		RELATIONSHIP	AGE	BIRTHPLACE
Metta		W	20	
Bernice		D	2	

FORM 10 636
1910 CENSUS INDEX - FAMILY

U.S. DEPARTMENT OF COMMERCE
BUREAU OF THE CENSUS

TEXAS

U. 300	HEAD OF FAMILY		E.D.	SHEET
COLOR	AGE	BIRTHPLACE	179	135
COUNTY	CITY		VOL.	
Nolan	Roscoe		110	
OTHER MEMBERS OF FAMILY				
NAME	RELATIONSHIP	AGE	BIRTHPLACE	
Lauria	W	48	La	
Walter	S	28	I	

FORM 10 636
1910 CENSUS INDEX - FAMILY

U. S. DEPARTMENT OF COMMERCE
BUREAU OF THE CENSUS

TEXAS

12390	HEAD OF FAMILY		White Joseph J	E.D.	SHEET
COLOR	AGE	BIRTHPLACE		58	411
W	74	Tenn		VOL.	77
COUNTY			CITY		
Hopkins			Sulphur Springs		
OTHER MEMBERS OF FAMILY					
NAME		RELATIONSHIP	AGE	BIRTHPLACE	
Joseph		W	53	Tenn	
Maucree		W	23		
Nath		W	15		

FORM 10-636

1910 CENSUS INDEX - FAMILY

U. S. DEPARTMENT OF COMMERCE
BUREAU OF THE CENSUS

TEXAS

W 300		HEAD OF FAMILY		White, Joseph S.		E.D.	SHEET
COLOR	W	AGE	44	BIRTHPLACE	Ind.	27	4
COUNTY	Cameron			CITY		VOL.	20
OTHER MEMBERS OF FAMILY							
	NAME	RELATIONSHIP	AGE	BIRTHPLACE			
	Eugenia	W	30	Ind.			
	Arthur	S	11				
	Edith	D	7				

FORM 10-636
1910 CENSUS INDEX - FAMILY

U. S. DEPARTMENT OF COMMERCE
BUREAU OF THE CENSUS

TEXAS

W. 302	HEAD OF FAMILY		White Joseph S	E.D.	SHEET
				50	128
COLOR	AGE	BIRTHPLACE		VOL.	
Man	40			12	
COUNTY	Bexar			CITY	San Antonio
OTHER MEMBERS OF FAMILY					
NAME		RELATIONSHIP	AGE	BIRTHPLACE	
Rebecca		W	36		
and 3 L					

FORM 10 636
1910 CENSUS INDEX - FAMILY

U. S. DEPARTMENT OF COMMERCE
BUREAU OF THE CENSUS

TEXAS

W 300	HEAD OF FAMILY Wood Joseph P		E.D. 61	SHEET 104
COLOR W	AGE 45	BIRTHPLACE Tex	VOL. 50	
COUNTY Falls		CITY Rosebud		
OTHER MEMBERS OF FAMILY				
NAME		RELATIONSHIP	AGE	BIRTHPLACE
James		W	42	Tex
Kaine		D	17	/
Maynon		S.	15	/
Henry		D	10	/
Helbert		D -	7	/

FORM 10-636
1910 CENSUS INDEX - FAMILY

U.S. DEPARTMENT OF COMMERCE
BUREAU OF THE CENSUS

TEXAS

W 300	HEAD OF FAMILY		Joseph P		E.D.	SHEET
COLOR	AGE	BIRTHPLACE			41	1-10
COUNTY	Kaufman			CITY	VOL.	38
OTHER MEMBERS OF FAMILY						
NAME	RELATIONSHIP	AGE	BIRTHPLACE			
Joseph P	F	79				
William E	M	69				
Minnie	S	36				
Henryson King	M	9				

FORM 10 636

1910 CENSUS INDEX - FAMILY

U. S. DEPARTMENT OF COMMERCE
BUREAU OF THE CENSUS

TEXAS

HEAD OF FAMILY		E.D.		SHEET	
14510		265		48	
COLOR	AGE	BIRTHPLACE		VOL.	
W	38			178	
COUNTY	Wise			CITY	
OTHER MEMBERS OF FAMILY					
NAME		RELATIONSHIP	AGE	BIRTHPLACE	
William B		W	38	Ark	
Monroe		S	13		
Lenna		S	12		
Lester		S	9		
Rosa		D	9		
Wallace		S	2		
Wise		D	9/12		

FORM 10 636
1910 CENSUS INDEX - FAMILY

U. S. DEPARTMENT OF COMMERCE
BUREAU OF THE CENSUS

TEXAS

W300	HEAD OF FAMILY		White Joseph M		E.D.	SHEET
COLOR	AGE	BIRTHPLACE				
W	44	Ky.			4	31
COUNTY	Collin			CITY	VOL.	
					26	
OTHER MEMBERS OF FAMILY						
	NAME	RELATIONSHIP	AGE	BIRTHPLACE		
	Margaret	W	32	Ky.		
	Tommy	S	10	Ky.		
	James	S	7			
	Troy	S	3			

FORM 10-636
1910 CENSUS INDEX - FAMILY

U. S. DEPARTMENT OF COMMERCE
BUREAU OF THE CENSUS

TEXAS

W300		NAME OF INDIVIDUAL		E.D.	SHEET
		White Joseph M.		218	179
COLOR	AGE	BIRTHPLACE		VOL.	
W	14			147	
COUNTY		CITY			
Wheeler					
ENUMERATED WITH					
White Willie C.					
RELATIONSHIP TO ABOVE					
<input type="checkbox"/> SON	<input type="checkbox"/> NEPHEW	<input type="checkbox"/> STEPSON			
<input type="checkbox"/> DAUGHTER	<input type="checkbox"/> NIECE	<input type="checkbox"/> STEPDAUGHTER			
<input checked="" type="checkbox"/> BROTHER	<input type="checkbox"/> FATHER-IN-LAW	<input type="checkbox"/> COUSIN			
<input type="checkbox"/> SISTER	<input type="checkbox"/> MOTHER-IN-LAW	<input type="checkbox"/> HIRED MAN			
<input type="checkbox"/> FATHER	<input type="checkbox"/> SON-IN-LAW	<input type="checkbox"/> ROOMER			
<input type="checkbox"/> MOTHER	<input type="checkbox"/> DAUGHTER-IN-LAW	<input type="checkbox"/> SERVANT			
<input type="checkbox"/> GRANDSON	<input type="checkbox"/> BROTHER-IN-LAW	<input type="checkbox"/> OTHER (Specify)			
<input type="checkbox"/> GRANDDAUGHTER	<input type="checkbox"/> SISTER-IN-LAW	<input type="checkbox"/>			
<input type="checkbox"/> GRANDCHILD	<input type="checkbox"/> ORPHAN	<input type="checkbox"/>			

FORM BC-627 (5-5-67)
FORMERLY T0-637

1910 CENSUS INDEX - INDIVIDUAL

U.S. DEPARTMENT OF COMMERCE
BUREAU OF THE CENSUS

TEXAS

300		HEAD OF FAMILY		E.D.		SHEET	
White		Joseph L		132		147	
COLOR	AGE	BIRTHPLACE		VOL.			
W	29			143			
COUNTY		CITY					
Williamson		Taylor					
OTHER MEMBERS OF FAMILY							
NAME		RELATIONSHIP		AGE		BIRTHPLACE	
May Belle		W		25			
Annie May		D		7			
W Rector		S		4			
Louise		D		1/2			
Blodd, Thontie		BL		20			
Howard		BL		18			
I Se							

FORM 10.636
1910 CENSUS INDEX - FAMILY

U.S. DEPARTMENT OF COMMERCE
BUREAU OF THE CENSUS

TEXAS

W300	NAME OF INDIVIDUAL White Joseph L		E.O. 53	SHEET 32
COLOR B	AGE 5	BIRTHPLACE	VOL. 71	
COUNTY --	Harrison		CITY	
ENUMERATED WITH Brown Lou C				
RELATIONSHIP TO ABOVE				
<input type="checkbox"/> SON	<input type="checkbox"/> NEPHEW	<input type="checkbox"/> STEPSON		
<input type="checkbox"/> DAUGHTER	<input type="checkbox"/> NIECE	<input type="checkbox"/> STEPDAUGHTER		
<input type="checkbox"/> BROTHER	<input type="checkbox"/> FATHER-IN-LAW	<input type="checkbox"/> COUSIN		
<input type="checkbox"/> SISTER	<input type="checkbox"/> MOTHER-IN-LAW	<input type="checkbox"/> HIRED MAN		
<input type="checkbox"/> FATHER	<input type="checkbox"/> SON-IN-LAW	<input type="checkbox"/> ROOMER		
<input type="checkbox"/> MOTHER	<input type="checkbox"/> DAUGHTER-IN-LAW	<input type="checkbox"/> SERVANT		
<input checked="" type="checkbox"/> GRANDSON	<input type="checkbox"/> BROTHER-IN-LAW	<input type="checkbox"/> OTHER (Specify)		
<input type="checkbox"/> GRANDDAUGHTER	<input type="checkbox"/> SISTER-IN-LAW			
<input type="checkbox"/> GRANDCHILD	<input type="checkbox"/> ORPHAN			

FORM 10-637
1910 CENSUS INDEX - INDIVIDUALU.S. DEPARTMENT OF COMMERCE
BUREAU OF THE CENSUS

TEXAS

W300	HEAD OF FAMILY		White, Joseph L	E.D.	SHEET
COLOR	AGE	BIRTHPLACE		211	294
W	37	Mo		VOL.	132
COUNTY			Swisher	CITY	
OTHER MEMBERS OF FAMILY					
NAME		RELATIONSHIP	AGE	BIRTHPLACE	
Lena D. S.		W	34	Mo	
Charles L		S	11	1	

FORM 10-636
1910 CENSUS INDEX - FAMILY

U. S. DEPARTMENT OF COMMERCE
BUREAU OF THE CENSUS

TEXAS

W 380	HEAD OF FAMILY White Joseph L		E.S. 106	INSET 219
COLOR W	AGE 39	BIRTHPLACE Iowa	VOL. 111	
COUNTY Nueces	CITY Kingsville			
OTHER MEMBERS OF FAMILY				
NAME		RELATION- SHIP	AGE	BIRTHPLACE
/ Margerite N		m	55	mass
/ Se				

FORM 15 636

1910 CENSUS INDEX - FAMILY

U. S. DEPARTMENT OF COMMERCE
BUREAU OF THE CENSUS

TEXAS

W300	HEAD OF FAMILY		White Joseph L.	E.D.	135	SHEET	59
COLOR - W	AGE	BIRTHPLACE		VOL.	86		
COUNTY		Jones		CITY			
OTHER MEMBERS OF FAMILY							
	NAME	RELATIONSHIP	AGE	BIRTHPLACE			
-	Jas	W	33				
-	Mabel	D	11				
-	Eunice	D	9				
-	Lewis	S	6				
-							
-							
-							

FORM 10 636
1910 CENSUS-INDEX - FAMILY

U S. DEPARTMENT OF COMMERCE
BUREAU OF THE CENSUS

W300	HEAD OF FAMILY		TEXAS	
COLOR W	AGE 60	Name Wood Joseph L		E.D. 83
COUNTY	BIRTHPLACE Dallas Ky		CITY	SHEET 11
				VOL. 37
OTHER MEMBERS OF FAMILY				
NAME	RELATIONSHIP	AGE	BIRTHPLACE	
Saline	W	56	Mo.	
William	S	33		
Thomas	S	25		
Lillian	S	21		
John	S	3		

FORM 10-636
1910 CENSUS INDEX - FAMILY

U.S. DEPARTMENT OF COMMERCE
BUREAU OF THE CENSUS

TEXAS

W 300		NAME OF INDIVIDUAL		TEXAS	
COLOR	AGE	BIRTHPLACE	E.D.	SHEET	
W	29	Upshur	98	24	
COUNTY	CITY		VOL.		
				139	
ENUMERATED WITH					
Hymon, Joe Ed					
RELATIONSHIP TO ABOVE					
<input type="checkbox"/> SON	<input type="checkbox"/> NEPHEW	<input type="checkbox"/> STEPSON			
<input type="checkbox"/> DAUGHTER	<input type="checkbox"/> NIECE	<input type="checkbox"/> STEPDAUGHTER			
<input type="checkbox"/> BROTHER	<input type="checkbox"/> FATHER-IN-LAW	<input type="checkbox"/> COUSIN			
<input type="checkbox"/> SISTER	<input type="checkbox"/> MOTHER-IN-LAW	<input type="checkbox"/> HIRED MAN			
<input type="checkbox"/> FATHER	<input type="checkbox"/> SON-IN-LAW	<input type="checkbox"/> ROOMER			
<input type="checkbox"/> MOTHER	<input type="checkbox"/> DAUGHTER-IN-LAW	<input type="checkbox"/> SERVANT			
<input type="checkbox"/> GRANDSON	<input checked="" type="checkbox"/> BROTHER-IN-LAW	<input type="checkbox"/> OTHER (Specify)			
<input type="checkbox"/> GRANDDAUGHTER	<input type="checkbox"/> SISTER-IN-LAW				
<input type="checkbox"/> GRANDCHILD	<input type="checkbox"/> ORPHAN				

FORM BC-627 (5-6-07)
FORMERLY 10-637

1910 CENSUS INDEX - INDIVIDUAL

U.S. DEPARTMENT OF COMMERCE
BUREAU OF THE CENSUS

TEXAS

10-20		HEAD OF FAMILY		E.D.	SHEET
W		31		108	225
COLOR	AGE	BIRTHPLACE		VOL.	
	W	22		140	
COUNTY	Van Zandt			CITY	
OTHER MEMBERS OF FAMILY					
	NAME	RELATIONSHIP	AGE	BIRTHPLACE	
1	Franklin	W	18		

FORM 10-636
1910 CENSUS INDEX - FAMILY

U.S. DEPARTMENT OF COMMERCE
BUREAU OF THE CENSUS

TEXAS

W302		HEAD OF FAMILY		E.D.	SHEET
		Litt Joseph H		34	250
COLOR	AGE	BIRTHPLACE		VOL.	
W	31	Ia		977	
COUNTY	McLennan			CITY	
				Waco	
OTHER MEMBERS OF FAMILY					
NAME		RELATIONSHIP	AGE	BIRTHPLACE	
Marie		w	52	Va	
Cecil Carr		s	24		

FORM 10 636
1910 CENSUS INDEX - FAMILYU S DEPARTMENT OF COMMERCE
BUREAU OF THE CENSUS

TEXAS

W 300		HEAD OF FAMILY Woody, JOSEPH H		E.D. 4	SHEET 14
COLOR W	AGE 49	BIRTHPLACE Ga		VOL. 14	
COUNTY	Bosque		CITY		
OTHER MEMBERS OF FAMILY					
NAME		RELATIONSHIP	AGE	BIRTHPLACE	
Jeddie		W	48	Ga	
Janice E.		S	20		
Homer E.		S	19		
Nettie M.		D	17		
Ascan L.		S	14		
Arthur D.		S	13		
Pearl L.		D	11		

FORM 10-636A
1910 CENSUS INDEX - INDIVIDUAL

U.S. DEPARTMENT OF COMMERCE
BUREAU OF THE CENSUS

TEXAS

10-360	HEAD OF FAMILY <i>Williamson</i>		E.D. 116	SHEET 945
COLOR W	AGE 32	BIRTHPLACE -		VOL. 142
COUNTY Williamson		CITY -		
OTHER MEMBERS OF FAMILY				
NAME		RELATIONSHIP	AGE	BIRTHPLACE
<i>Williamson</i>		<i>H</i>	<i>33</i>	
<i>Williamson</i>		<i>D</i>	<i>8</i>	
<i>Williamson</i>		<i>D</i>	<i>6</i>	
<i>Williamson</i>		<i>S</i>	<i>11</i>	
<i>Williamson</i>		<i>S</i>	<i>7</i>	

FORM 10-636
1910 CENSUS INDEX + FAMILYU. S. DEPARTMENT OF COMMERCE
BUREAU OF THE CENSUS

TEXAS

W 300	HEAD OF FAMILY		E.D.	SHEET
	Wade Joseph H		143	345
COLOR	AGE	BIRTHPLACE	VOL.	
W	44	MO	81	
COUNTY	Jack		CITY	
OTHER MEMBERS OF FAMILY				
	NAME	RELATIONSHIP	AGE	BIRTHPLACE
-	Mary E	W	38	Miss
-	Willie E	D	16	
-	George E	S	14	
	Lela H	D	11	Oklahoma
	Joseph S	S	9	
	Ollie B	D	6	-
-	Lester D	S	4	

FORM 10-536A

1910 CENSUS INDEX - INDIVIDUAL

U. S. DEPARTMENT OF COMMERCE
BUREAU OF THE CENSUS

W.300		HEAD OF FAMILY		TEXAS	
COLOR	W	AGE	45	BIRTHPLACE	Joseph G.
COUNTY	Polk			CITY	
				E.D.	94
				SHEET	73
				VOL.	104
OTHER MEMBERS OF FAMILY					
NAME		RELATIONSHIP	AGE	BIRTHPLACE	
Bertha		W	45		
Bijela		D	17		
Ardie		D	16		
Joseph		S	14		
Minnie		D	13		
Vernon		S	11		
Corinne		D	9		

FORM 10-636A
 1910 CENSUS INDEX - INDIVIDUAL

U.S. DEPARTMENT OF COMMERCE
 BUREAU OF THE CENSUS

TEXAS

6300	HEAD OF FAMILY		Wood Joseph F	E.D.	SHEET
COLOR	AGE	BIRTHPLACE		23	10
W	23			VOL.	24
COUNTY	Coke		CITY		
OTHER MEMBERS OF FAMILY					
NAME		RELATIONSHIP	AGE	BIRTHPLACE	
Lena		W	21		
Alvin		S	4		
Lillian		D	2		

FORM 10-636
1910 CENSUS INDEX - FAMILY

U.S. DEPARTMENT OF COMMERCE
BUREAU OF THE CENSUS

TEXAS

tu 300		HEAD OF FAMILY		E.D.	SHEET
WOOD		Wood Joseph E		164	314
COLOR	AGE	BIRTHPLACE		VOL.	
W	58	Ark		105	
COUNTY			CITY		
Montague					
OTHER MEMBERS OF FAMILY					
NAME		RELATIONSHIP	AGE	BIRTHPLACE	
Martha J		W	45		
Wilson M		S	21		
Joseph P		S	19		
Dovie		D	17		
Lottie		D	14		

FORM 10 636

1910 CENSUS INDEX - FAMILY

U. S. DEPARTMENT OF COMMERCE
BUREAU OF THE CENSUS

TEXAS

W300	HEAD OF FAMILY		Wyatt, Joseph E.		E.D.	SHEET
COLOR	AGE	BIRTHPLACE			44	136
W	27	Ala.			VOL.	41
COUNTY	Eastland		CITY			
OTHER MEMBERS OF FAMILY						
NAME		RELATIONSHIP	AGE	BIRTHPLACE		
Berta J		W	25			

FORM 10 636

1910 CENSUS INDEX - FAMILY

U.S. DEPARTMENT OF COMMERCE
BUREAU OF THE CENSUS

TEXAS

W 300	NAME OF INDIVIDUAL White, Joseph E		E.D. 118	SHEET 100
COLOR W	AGE 47	BIRTHPLACE Ky	VOL. 128	
COUNTY Tarrant		CITY Fort Worth		
ENUMERATED WITH Homer, Ada B				
RELATIONSHIP TO ABOVE				
<input type="checkbox"/> SON	<input type="checkbox"/> NEPHEW	<input type="checkbox"/> STEPSON		
<input type="checkbox"/> DAUGHTER	<input type="checkbox"/> NIECE	<input type="checkbox"/> STEPDAUGHTER		
<input type="checkbox"/> BROTHER	<input checked="" type="checkbox"/> FATHER-IN-LAW	<input type="checkbox"/> COUSIN		
<input type="checkbox"/> SISTER	<input type="checkbox"/> MOTHER-IN-LAW	<input type="checkbox"/> HIRED MAN		
<input type="checkbox"/> FATHER	<input type="checkbox"/> SON-IN-LAW	<input checked="" type="checkbox"/> ROOMER		
<input type="checkbox"/> MOTHER	<input type="checkbox"/> DAUGHTER-IN-LAW	<input type="checkbox"/> SERVANT		
<input type="checkbox"/> GRANDSON	<input type="checkbox"/> BROTHER-IN-LAW	<input type="checkbox"/> OTHER (Specify)		
<input type="checkbox"/> GRANDDAUGHTER	<input type="checkbox"/> SISTER-IN-LAW			
<input type="checkbox"/> GRANDCHILD	<input type="checkbox"/> ORPHAN			

FORM 10-637
1910 CENSUS INDEX - INDIVIDUAL

U.S. DEPARTMENT OF COMMERCE
BUREAU OF THE CENSUS

TEXAS

W 300	HEAD OF FAMILY Wood Joseph E.		E.O. 113	SHEET 447
COLOR - W	AGE 20	BIRTHPLACE		VOL. 92
COUNTY Karnes		CITY		
OTHER MEMBERS OF FAMILY				
NAME		RELATION- SHIP	AGE	BIRTHPLACE
1 Ethel		W	18	
1 L				

FORM 10 636
1910 CENSUS INDEX - FAMILY

U. S. DEPARTMENT OF COMMERCE
BUREAU OF THE CENSUS

TEXAS

W300		HEAD OF FAMILY		Hyatt x x x x x x x x x x		E.D.	SHEET
COLOR	W	AGE	45	BIRTHPLACE		261	285
COUNTY				Sutton		VOL. 127	
				CITY			
OTHER MEMBERS OF FAMILY							
NAME		RELATIONSHIP		AGE		BIRTHPLACE	
1 Bo 1 De							

FORM 10-636
1910 CENSUS INDEX - FAMILY

U.S. DEPARTMENT OF COMMERCE
BUREAU OF THE CENSUS

TEXAS

W300	HEAD OF FAMILY		W. H. Hite Joseph A.	E.D.	SHEET
ll	AGE	BIRTHPLACE		118	57
COUNTY	Hunt	CITY		VOL.	79
OTHER MEMBERS OF FAMILY					
	NAME	RELATIONSHIP	AGE	BIRTHPLACE	
	Anna L.	W	24	Ala.	
	Robert G.	S	7		
	Herman	S	6		
	Clara	S	3		
	Marcell	D	6/12		

FORM 10 636
1910 CENSUS INDEX - FAMILY

U. S. DEPARTMENT OF COMMERCE
BUREAU OF THE CENSUS

TEXAS

W 300		NAME OF INDIVIDUAL W. L. Rite, Joseph D.		E.D. 217	SHEET 208
COLOR W	AGE 29	BIRTHPLACE		VOL. 120	
COUNTY Runnels			CITY		
ENUMERATED WITH: Rigggs, Jeff B					
RELATIONSHIP TO ABOVE					
<input type="checkbox"/> SON	<input type="checkbox"/> NEPHEW	<input type="checkbox"/> STEPSON			
<input type="checkbox"/> DAUGHTER	<input type="checkbox"/> NIECE	<input type="checkbox"/> STEPDAUGHTER			
<input type="checkbox"/> BROTHER	<input type="checkbox"/> FATHER-IN-LAW	<input type="checkbox"/> COUSIN			
<input type="checkbox"/> SISTER	<input type="checkbox"/> MOTHER-IN-LAW	<input checked="" type="checkbox"/> MARRIED MAN			
<input type="checkbox"/> FATHER	<input type="checkbox"/> SON-IN-LAW	<input type="checkbox"/> ROOMER			
<input type="checkbox"/> MOTHER	<input type="checkbox"/> DAUGHTER-IN-LAW	<input type="checkbox"/> SERVANT			
<input type="checkbox"/> GRANDSON	<input type="checkbox"/> BROTHER-IN-LAW	<input type="checkbox"/> OTHER (Specify)			
<input type="checkbox"/> GRANDDAUGHTER	<input type="checkbox"/> SISTER-IN-LAW				
<input type="checkbox"/> GRANDCHILD	<input type="checkbox"/> ORPHAN				

FORM 10-637
1910 CENSUS INDEX - INDIVIDUAL

U. S. DEPARTMENT OF COMMERCE
BUREAU OF THE CENSUS

TEXAS

1300		HEAD OF FAMILY		E.D.	SHEET
White Joseph D				96	20
COLOR	AGE	BIRTHPLACE		VOL.	
W	45	W. Va		40	
COUNTY		CITY			
Denton					
OTHER MEMBERS OF FAMILY					
NAME		RELATIONSHIP	AGE	BIRTHPLACE	
Anna		W	27		
Emma		D	17		
William E		S	14		
Charles J		S	10		
Joseph C		S	8		
Tray		S	2		

FORM 10-636
1910 CENSUS INDEX - FAMILY

U. S. DEPARTMENT OF COMMERCE
BUREAU OF THE CENSUS

TEXAS

HEAD OF FAMILY		E.D.	SHEET
<i>Upshur</i>		<i>10</i>	<i>452</i>
COLOR	AGE	BIRTHPLACE	
	<i>11</i>	<i>Upshur</i>	
COUNTY	CITY		VOL.
<i>Upshur</i>			<i>3-1</i>
OTHER MEMBERS OF FAMILY			
NAME	RELATIONSHIP	AGE	BIRTHPLACE
<i>Upshur</i>	<i>Wife</i>	<i>36</i>	
<i>Upshur</i>	<i>Daughter</i>	<i>6</i>	
<i>Upshur</i>	<i>Daughter</i>	<i>5</i>	
<i>Upshur</i>	<i>Daughter</i>	<i>5</i>	
<i>Upshur</i>	<i>Daughter</i>	<i>2</i>	

FORM 10 636
1910 CENSUS INDEX - FAMILY

U. S. DEPARTMENT OF COMMERCE
BUREAU OF THE CENSUS

TEXAS

U 300	HEAD OF FAMILY Wade Joseph B		E.D. 212	SHEET 157
COLOR W	AGE 27	BIRTHPLACE Tenn	VOL. 120	
COUNTY -	CITY Runnels		Bullinger	
OTHER MEMBERS OF FAMILY				
NAME		RELATIONSHIP	AGE	BIRTHPLACE
Alice		W	27	
Mary		D	1 1/2	

FORM 10 636
1910 CENSUS INDEX - FAMILY.U.S. DEPARTMENT OF COMMERCE
BUREAU OF THE CENSUS

TEXAS

HEAD OF FAMILY		Wood Joseph B		E.D.	SHEET
COLOR	AGE	BIRTHPLACE		101	5
W	35			VOL.	17
COUNTY			CITY		
Brown					
OTHER MEMBERS OF FAMILY					
NAME		RELATIONSHIP	AGE	BIRTHPLACE	
Wood Alpha M		W	21		
Leonard P		S	4		
Mary G		D	2		
Lester A		S	1/2		
Myrtle		S	14	Okla	

FORM 10-636
1910 CENSUS INDEX - FAMILY

U.S. DEPARTMENT OF COMMERCE
BUREAU OF THE CENSUS

			TEXAS	
W300	NAME OF INDIVIDUAL		E.D.	SHEET
COLOR	AGE	BIRTHPLACE	86	320
W	5	Okla	VOL.	
COUNTY	Somervell		122	
CITY				
ENUMERATED WITH				
Wood Joseph				
RELATIONSHIP TO ABOVE				
<input type="checkbox"/> SON	<input type="checkbox"/> NEPHEW	<input type="checkbox"/> STEPSON		
<input type="checkbox"/> DAUGHTER	<input type="checkbox"/> NIECE	<input type="checkbox"/> STEPDAUGHTER		
<input type="checkbox"/> BROTHER	<input type="checkbox"/> FATHER-IN-LAW	<input type="checkbox"/> COUSIN		
<input type="checkbox"/> SISTER	<input type="checkbox"/> MOTHER-IN-LAW	<input type="checkbox"/> HIRED MAN		
<input type="checkbox"/> FATHER	<input type="checkbox"/> SON-IN-LAW	<input type="checkbox"/> ROOMER		
<input type="checkbox"/> MOTHER	<input type="checkbox"/> DAUGHTER-IN-LAW	<input type="checkbox"/> SERVANT		
<input type="checkbox"/> GRANDSON	<input type="checkbox"/> BROTHER-IN-LAW	<input type="checkbox"/> OTHER (Specify)		
<input type="checkbox"/> GRANDDAUGHTER	<input type="checkbox"/> SISTER-IN-LAW	<input checked="" type="checkbox"/>		
<input type="checkbox"/> GRANDCHILD	<input type="checkbox"/> ORPHAN			

FORM BC-627 (8-8-07)
FORMERLY 10-387

1910 CENSUS INDEX - INDIVIDUAL

U.S. DEPARTMENT OF COMMERCE
BUREAU OF THE CENSUS

TEXAS

W300.	HEAD OF FAMILY		W. White, Joseph A	E.D.	SHEET
COLOR	AGE	BIRTHPLACE		32	352
W	42			94	
COUNTY	Limestone		CITY		
OTHER MEMBERS OF FAMILY					
	NAME	RELATIONSHIP	AGE	BIRTHPLACE	
	Judie	W	38		
	Lucia	D	14		
	Arnold	S	13		
	Mary E	D	10		
	William J.	D	7		
	Richard E	S	5		
	William W	S	1 1/2		

FORM 10 636
1910 CENSUS INDEX - FAMILY

U. S. DEPARTMENT OF COMMERCE
BUREAU OF THE CENSUS

TEXAS

62300		HEAD OF FAMILY		White Joseph A		E.D.	SHEET
COLOR	w	AGE	35	BIRTHPLACE	Ohio	100	117
COUNTY	Donley			CITY		VOL.	40
OTHER MEMBERS OF FAMILY							
NAME		RELATIONSHIP	AGE	BIRTHPLACE			
Amanda J		w	34	w Va			
Lula		D	13 ⁸	w Va			
George D		S	11	w Va			
Alex H		S	10				

FORM 10-636
1910 CENSUS INDEX - FAMILY

U. S. DEPARTMENT OF COMMERCE,
BUREAU OF THE CENSUS

TEXAS

1910		HEAD OF FAMILY		E.D.	SHEET
COLOR		AGE	BIRTHPLACE	120	221
W		21	White, Joseph A.	VOL.	117
COUNTY			CITY		
Red River					
OTHER MEMBERS OF FAMILY					
NAME		RELATIONSHIP	AGE	BIRTHPLACE	
f Annice B.		D	6/12		
f Josephine		W	17		

FORM 10 636
 1910 CENSUS INDEX - FAMILY

U. S. DEPARTMENT OF COMMERCE
 BUREAU OF THE CENSUS

TEXAS

LU 300		HEAD OF FAMILY		E.D.	SHEET
COLOR	AGE	BIRTHPLACE		VOL.	
COUNTY Malagorda			CITY		
OTHER MEMBERS OF FAMILY					
NAME		RELATIONSHIP	AGE	BIRTHPLACE	

FORM 10-636
1910 CENSUS INDEX - FAMILY

U. S. DEPARTMENT OF COMMERCE
BUREAU OF THE CENSUS

TEXAS

11200	HEAD OF FAMILY <i>W. Leah Joseph A</i>		E.O. 7	SHEET 5
COLOR <i>W.</i>	AGE <i>37</i>	BIRTHPLACE	VOL. 6	
COUNTY <i>Baylor</i>		CITY <i>Ligon</i>		
OTHER MEMBERS OF FAMILY				
NAME		RELATIONSHIP	AGE	BIRTHPLACE
<i>W. Leah</i>		<i>W</i>	<i>24</i>	
<i>John V</i>		<i>S</i>	<i>1</i>	

FORM 10-636

1910 CENSUS INDEX - FAMILY

U.S. DEPARTMENT OF COMMERCE
BUREAU OF THE CENSUS

TEXAS

HEAD OF FAMILY		E.D.	SHEET
White Joseph		40	39
COLOR	AGE	VOL.	
W	53	73	
BIRTHPLACE		CITY	
Hays		Kyle	
OTHER MEMBERS OF FAMILY			
NAME	RELATIONSHIP	AGE	BIRTHPLACE
Mellie	W	34	

FORM 10 636
1910 CENSUS INDEX - FAMILY

U. S. DEPARTMENT OF COMMERCE
BUREAU OF THE CENSUS

TEXAS

W 300	NAME OF INDIVIDUAL <i>White Joseph</i>		ED. 52	SHEET 56
COLOR B	AGE 4	BIRTHPLACE	VOL. 49	
COUNTY		CITY		
Falls				
ENUMERATED WITH <i>Mulinas Henry Sr.</i>				
RELATIONSHIP TO ABOVE				
<input type="checkbox"/> SON	<input type="checkbox"/> NEPHEW	<input type="checkbox"/> STEPSON		
<input type="checkbox"/> DAUGHTER	<input type="checkbox"/> NIECE	<input type="checkbox"/> STEPDAUGHTER		
<input type="checkbox"/> BROTHER	<input type="checkbox"/> FATHER-IN-LAW	<input type="checkbox"/> COUSIN		
<input type="checkbox"/> SISTER	<input type="checkbox"/> MOTHER-IN-LAW	<input type="checkbox"/> HIRED MAN		
<input type="checkbox"/> FATHER	<input type="checkbox"/> SON-IN-LAW	<input type="checkbox"/> ROOMER		
<input type="checkbox"/> MOTHER	<input type="checkbox"/> DAUGHTER-IN-LAW	<input type="checkbox"/> SERVANT		
<input checked="" type="checkbox"/> GRANDSON	<input type="checkbox"/> BROTHER-IN-LAW	<input type="checkbox"/> OTHER (Specify)		
<input type="checkbox"/> GRANDDAUGHTER	<input type="checkbox"/> SISTER-IN-LAW			
<input type="checkbox"/> GRANDCHILD	<input type="checkbox"/> ORPHAN			

FORM 10-637
1910 CENSUS INDEX - INDIVIDUAL

U. S. DEPARTMENT OF COMMERCE
BUREAU OF THE CENSUS

W.300			HEAD OF FAMILY		TEXAS	
COLOR	AGE	BIRTHPLACE			E.D.	SHEET
W	23	White Joseph			122	102
COUNTY				CITY		VOL.
Terrell						134
OTHER MEMBERS OF FAMILY						
NAME		RELATIONSHIP	AGE	BIRTHPLACE		
Aunt						

FORM 10 636
1910 CENSUS INDEX - FAMILY

U.S. DEPARTMENT OF COMMERCE
BUREAU OF THE CENSUS

TEXAS

W308		NAME OF INDIVIDUAL		TEXAS	
COLOR	White	AGE	21	BIRTHPLACE	Joseph
	B.				
COUNTY	Taylor			CITY	Abilene
ENUMERATED WITH		Williams Mrs W			
RELATIONSHIP TO ABOVE					
<input type="checkbox"/> SON	<input type="checkbox"/> NEPHEW	<input checked="" type="checkbox"/> STEPSON <input type="checkbox"/> STEPODAUGHTER <input type="checkbox"/> COUSIN <input type="checkbox"/> HIRED MAN <input type="checkbox"/> ROOMER <input type="checkbox"/> SERVANT <input type="checkbox"/> OTHER (Specify) <hr/>			
<input type="checkbox"/> DAUGHTER	<input type="checkbox"/> NIECE				
<input type="checkbox"/> BROTHER	<input type="checkbox"/> FATHER-IN-LAW				
<input type="checkbox"/> SISTER	<input type="checkbox"/> MOTHER-IN-LAW				
<input type="checkbox"/> FATHER	<input type="checkbox"/> SON-IN-LAW				
<input type="checkbox"/> MOTHER	<input type="checkbox"/> DAUGHTER-IN-LAW				
<input type="checkbox"/> GRANDSON	<input type="checkbox"/> BROTHER-IN-LAW				
<input type="checkbox"/> GRANDDAUGHTER	<input type="checkbox"/> SISTER-IN-LAW				
<input type="checkbox"/> GRANDCHILD	<input type="checkbox"/> ORPHAN				

FORM BC-627 (5-5-67)
FORMERLY 10-637

1910 CENSUS INDEX - INDIVIDUAL

U.S. DEPARTMENT OF COMMERCE
BUREAU OF THE CENSUS

11310		HEAD OF FAMILY		TEXAS	
COLOR	AGE	BIRTHPLACE	E.D.	SHEET	
W	30	Missouri	259	8	
COUNTY	Wise		VOL.	48	
CITY					
OTHER MEMBERS OF FAMILY					
NAME		RELATIONSHIP	AGE	BIRTHPLACE	
1					
Estes		Wife	71	Iowa	
James		Daughter	46		
James		Wife	24		
Spiller		Wife	21		
Theresa		Wife	18		
Heddy		Wife	15	Ark	

FORM 10 636
 1910 CENSUS INDEX - FAMILY

U S DEPARTMENT OF COMMERCE
 BUREAU OF THE CENSUS

W-300		HEAD OF FAMILY		TEXAS	
COLOR	B	AGE	27		
COUNTY	Robertson			CITY	E.D.
					102
					SHEET
					269
					VOL.
					118
OTHER MEMBERS OF FAMILY					
NAME		RELATIONSHIP	AGE	BIRTHPLACE	
Dora		W	27		
Joseph		D	16 1/2		
Della		D	8 1/2		

FORM 10-636
 1910 CENSUS INDEX - FAMILY

U.S. DEPARTMENT OF COMMERCE
 BUREAU OF THE CENSUS

TEXAS

6300	HEAD OF FAMILY		Wood Joseph		E.D.	SHEET
COLOR	AGE	BIRTHPLACE		130	264	
17m	40			VOL.	114	
COUNTY	Panola			CITY		
OTHER MEMBERS OF FAMILY						
NAME		RELATIONSHIP	AGE	BIRTHPLACE		
Lillie		W	21			
Henderson		S	1			
1 Ro						

FORM 10-636
1910 CENSUS INDEX - FAMILY

U.S. DEPARTMENT OF COMMERCE
BUREAU OF THE CENSUS

W 300 HEAD OF FAMILY
 COLOR W AGE 41 BIRTHPLACE England
 COUNTY Parkes CITY
 TEXAS
 E.D. 84 SHEET 85
 VOL. 115

OTHER MEMBERS OF FAMILY			
NAME	RELATIONSHIP	AGE	BIRTHPLACE
Amanda	W	37	
Mary	D	35	
Bessie	D	19	
Emerson	S	16	
Ray	S	14	
Hellie	D	12	
Clara	D	9	

FORM 10-636A
 1910 CENSUS INDEX - INDIVIDUAL

U.S. DEPARTMENT OF COMMERCE
 BUREAU OF THE CENSUS

10300		HEAD OF FAMILY		TEXAS	
COLOR.	W	AGE	34	BIRTHPLACE	Mo
Somervell				CITY	
		E.O.	86	SHEET	320
		VOL.	122		
OTHER MEMBERS OF FAMILY					
NAME		RELATIONSHIP	AGE	BIRTHPLACE	
Lella		W	33	Ala	
Joseph		Ad S	5	Ala	

FORM 10-636
 1910 CENSUS INDEX - FAMILY

U.S. DEPARTMENT OF COMMERCE
 BUREAU OF THE CENSUS

TEXAS

W 300	NAME OF INDIVIDUAL <i>White Joseph</i>		E.D. <i>39</i>	SHEET <i>186</i>
COLOR <i>B</i>	AGE <i>NR</i>	BIRTHPLACE	VOL. <i>9</i>	
COUNTY Bexar		CITY San Antonio		
ENUMERATED WITH <i>Winn Edward</i>				
RELATIONSHIP TO ABOVE				
<input type="checkbox"/> SON	<input type="checkbox"/> NEPHEW	<input type="checkbox"/> STEPSON		
<input type="checkbox"/> DAUGHTER	<input type="checkbox"/> NIECE	<input type="checkbox"/> STEPDAUGHTER		
<input type="checkbox"/> BROTHER	<input type="checkbox"/> FATHER-IN-LAW	<input type="checkbox"/> COUSIN		
<input type="checkbox"/> SISTER	<input type="checkbox"/> MOTHER-IN-LAW	<input type="checkbox"/> HIRED MAN		
<input type="checkbox"/> FATHER	<input type="checkbox"/> SON-IN-LAW	<input type="checkbox"/> ROOMER		
<input type="checkbox"/> MOTHER	<input type="checkbox"/> DAUGHTER-IN-LAW	<input type="checkbox"/> SERVANT		
<input type="checkbox"/> GRANDSON	<input type="checkbox"/> BROTHER-IN-LAW	<input type="checkbox"/> OTHER (Specify)		
<input type="checkbox"/> GRANDDAUGHTER	<input type="checkbox"/> SISTER-IN-LAW			
<input type="checkbox"/> GRANDCHILD	<input type="checkbox"/> ORPHAN			

FORM 10 6-37
1910 CENSUS INDEX - INDIVIDUAL

U. S. DEPARTMENT OF COMMERCE
BUREAU OF THE CENSUS

TEXAS

U 300		NAME OF INDIVIDUAL White Joseph		E.D. 9	SHEET 15
COLOR B	AGE 23	BIRTHPLACE		VOL. 6	
COUNTY Brazos			CITY		
ENUMERATED WITH Salle Alfred					
RELATIONSHIP TO ABOVE					
<input type="checkbox"/> SON	<input checked="" type="checkbox"/> NEPHEW	<input type="checkbox"/> STEPSON			
<input type="checkbox"/> DAUGHTER	<input type="checkbox"/> NIECE	<input type="checkbox"/> STEPDAUGHTER			
<input type="checkbox"/> BROTHER	<input type="checkbox"/> FATHER-IN-LAW	<input type="checkbox"/> COUSIN			
<input type="checkbox"/> SISTER	<input type="checkbox"/> MOTHER-IN-LAW	<input type="checkbox"/> HIRED MAN			
<input type="checkbox"/> FATHER	<input type="checkbox"/> SON-IN-LAW	<input type="checkbox"/> ROOMER			
<input type="checkbox"/> MOTHER	<input type="checkbox"/> DAUGHTER-IN-LAW	<input type="checkbox"/> SERVANT			
<input type="checkbox"/> GRANDSON	<input type="checkbox"/> BROTHER-IN-LAW	<input type="checkbox"/> OTHER (Specify)			
<input type="checkbox"/> GRANDDAUGHTER	<input type="checkbox"/> SISTER-IN-LAW				
<input type="checkbox"/> GRANDCHILD	<input type="checkbox"/> ORPHAN				

FORM 10-637

1910 CENSUS INDEX - INDIVIDUAL

U. S. DEPARTMENT OF COMMERCE
BUREAU OF THE CENSUS

TEXAS

W300	HEAD OF FAMILY White Joseph		E.D. 43	SHEET 98
COLOR W	AGE 35	BIRTHPLACE Cink	VOL. 35	
COUNTY		CITY Dallas		
OTHER MEMBERS OF FAMILY				
NAME		RELATIONSHIP	AGE	BIRTHPLACE
Blanche		W	48	Ind

FORM 10 636
1910 CENSUS INDEX - FAMILY

U S DEPARTMENT OF COMMERCE
BUREAU OF THE CENSUS

TEXAS

W300		HEAD OF FAMILY		E.D.	SHEET
COLOR	AGE	BIRTHPLACE		64	29
White	32	white rough		VOL.	78
COUNTY	Houston			CITY	
1					
OTHER MEMBERS OF FAMILY					
NAME		RELATIONSHIP	AGE	BIRTHPLACE	
Brother		w	26		
Sister		d	9		

FORM 10 636

1910 CENSUS INDEX - FAMILY

U S DEPARTMENT OF COMMERCE
BUREAU OF THE CENSUS

TEXAS

W300		HEAD OF FAMILY		Watt Joseph		E.D.	SHEET
W		AGE	BIRTHPLACE		VOL.		
W		62			9		
COUNTY			Atascosa	CITY			
OTHER MEMBERS OF FAMILY							
NAME		RELATIONSHIP	AGE	BIRTHPLACE			
1 Miranda U		W	57				

FORM 10-636
1910 CENSUS INDEX - FAMILY

U. S. DEPARTMENT OF COMMERCE
BUREAU OF THE CENSUS

TEXAS

60300		HEAD OF FAMILY		Wood Joseph		E.O.	SHEET
COLOR	AGE	BIRTHPLACE		VOL.			
W	23			12-9			
COUNTY				CITY			
Tarrant				Fort Worth			
OTHER MEMBERS OF FAMILY							
NAME		RELATIONSHIP		AGE	BIRTHPLACE		
1 Wood		W		25	Okla.		
2 Bo							

FORM 10-636
1910 CENSUS INDEX - FAMILY

U. S. DEPARTMENT OF COMMERCE
BUREAU OF THE CENSUS

TEXAS

W300	HEAD OF FAMILY		White, Joseph	E.D.	SHEET
COLOR B	AGE 29	BIRTHPLACE		142	101
COUNTY Tarrant			CITY Fort Worth	VOL. 130	
OTHER MEMBERS OF FAMILY					
	NAME	RELATIONSHIP	AGE	BIRTHPLACE	
1	Ella	W	36	Ark	

FORM 10 636
1910 CENSUS INDEX - FAMILY

U. S. DEPARTMENT OF COMMERCE
BUREAU OF THE CENSUS

TEXAS

3000 HEAD OF FAMILY White, James COLOR: AGE: 41 BIRTHPLACE:		E.D. 90	SHEET 117
COUNTY: Tarrant		CITY:	
OTHER MEMBERS OF FAMILY			
NAME	RELATIONSHIP	AGE	BIRTHPLACE
White	Wife	37	
William	Son	16	
Alexander	Son	14	
Maribel	Daughter	11	
James	Son	8	

TEXAS

W 300	HEAD OF FAMILY <i>Glade Joseph</i>		E.D. 15	SHEET 10
COLOR W	AGE 55	BIRTHPLACE		VOL. 18
COUNTY Burleson		CITY		
OTHER MEMBERS OF FAMILY				
NAME		RELATIONSHIP	AGE	BIRTHPLACE
<i>Lula</i>		<i>D</i>	<i>31</i>	
<i>Jimmie</i>		<i>S</i>	<i>22</i>	
<i>Clara</i>		<i>S</i>	<i>16</i>	
<i>Jeff</i>		<i>S</i>	<i>14</i>	
<i>May</i>		<i>S</i>	<i>11</i>	

FORM 10 636
1910 CENSUS INDEX - FAMILY

U. S. DEPARTMENT OF COMMERCE
BUREAU OF THE CENSUS

TEXAS

W300		HEAD OF FAMILY		Wade Joseph		E.O.	SHEET
COL JR	P5	AGE	BIRTHPLACE			121	192
		34				VOL.	93
COUNTY				CITY			
Lavaca							
OTHER MEMBERS OF FAMILY							
NAME		RELATIONSHIP	AGE	BIRTHPLACE			
Lula		W	28				
John W		S	4				

FORM 10 636
1910 CENSUS INDEX - FAMILY

U. S. DEPARTMENT OF COMMERCE
BUREAU OF THE CENSUS

TEXAS

W 300	NAME OF INDIVIDUAL Wheat Joseph		E.D. 102	SHEET 90
COLOR W	AGE 5	BIRTHPLACE	VOL. 68	
COUNTY Harris	CITY Houston			
ENUMERATED WITH Mc Kinnion Allen				
RELATIONSHIP TO ABOVE				
<input type="checkbox"/> SON	<input type="checkbox"/> NEPHEW	<input type="checkbox"/> STEPSON		
<input type="checkbox"/> DAUGHTER	<input type="checkbox"/> NIECE	<input type="checkbox"/> STEPDAUGHTER		
<input type="checkbox"/> BROTHER	<input type="checkbox"/> FATHER-IN-LAW	<input checked="" type="checkbox"/> COUSIN		
<input type="checkbox"/> SISTER	<input type="checkbox"/> MOTHER-IN-LAW	<input type="checkbox"/> HIRED MAN		
<input type="checkbox"/> FATHER	<input type="checkbox"/> SON-IN-LAW	<input type="checkbox"/> ROOMER		
<input type="checkbox"/> MOTHER	<input type="checkbox"/> DAUGHTER-IN-LAW	<input type="checkbox"/> SERVANT		
<input type="checkbox"/> GRANDSON	<input type="checkbox"/> BROTHER-IN-LAW	<input type="checkbox"/> OTHER (Specify)		
<input type="checkbox"/> GRANDDAUGHTER	<input type="checkbox"/> SISTER-IN-LAW			
<input type="checkbox"/> GRANDCHILD	<input type="checkbox"/> ORPHAN			

FORM 10-637
1910 CENSUS INDEX - INDIVIDUAL

U.S. DEPARTMENT OF COMMERCE
BUREAU OF THE CENSUS

TEXAS

HEAD OF FAMILY		<i>Joseph T. Joseph</i>		E.D.	SHEET
COLOR	AGE	BIRTHPLACE		VOL.	
	<i>25.2</i>			<i>133</i>	<i>10</i>
COUNTY	Victoria			CITY	
OTHER MEMBERS OF FAMILY					
NAME		RELATIONSHIP	AGE	BIRTHPLACE	
<i>Leta</i>		<i>w</i>	<i>34</i>		
<i>Joseph</i>		<i>s</i>	<i>7</i>		
<i>Joseph Jr</i>		<i>s</i>	<i>5</i>		

FORM 10-636
1910 CENSUS INDEX - FAMILYU.S. DEPARTMENT OF COMMERCE
BUREAU OF THE CENSUS

TEXAS

6500	HEAD OF FAMILY		E.D.	SHEET
	Witt, August		42	374
COLOR	AGE	BIRTHPLACE	VOL.	
W	36		55	
COUNTY	CITY			
	Galveston		Galveston	
OTHER MEMBERS OF FAMILY				
NAME		RELATIONSHIP	AGE	BIRTHPLACE
Fannie		W	34	
Berta		D	16	
Joseph		S	13	
Claude		S	11	
Lillian		D	8	
Lincoln		D	5	
Etha		D	2	

FORM 10 636
1910 CENSUS INDEX - FAMILY

U S DEPARTMENT OF COMMERCE
BUREAU OF THE CENSUS

TEXAS

W 300	HEAD OF FAMILY White Joseph J.		E.D. 11	SHEET 7
COLOR W	AGE 37	BIRTHPLACE	VOL. 14	
COUNTY Bowie		CITY		
OTHER MEMBERS OF FAMILY				
NAME		RELATION- SHIP	AGE	BIRTHPLACE
Erie		w	31	Miss
Jay		s	9	
Emari		D	2	

FORM 10-636
1910 CENSUS INDEX - FAMILY

U.S. DEPARTMENT OF COMMERCE
BUREAU OF THE CENSUS

TEXAS

W.38	HEAD OF FAMILY		E.D.	SHEET
	Wood		27	9
COLOR	AGE	BIRTHPLACE	VOL.	
B	26		28	
COUNTY	Colorado		CITY	
OTHER MEMBERS OF FAMILY				
	NAME	RELATIONSHIP	AGE	BIRTHPLACE
-	Corra	W	26	
-	Ritchie	S	2 ¹¹ / ₁₂	
-				

FORM 10-636
1910 CENSUS INDEX - FAMILY

U. S. DEPARTMENT OF COMMERCE
BUREAU OF THE CENSUS

TEXAS

W 300	HEAD OF FAMILY		White Jordan	E.D.	SHEET
COLOR	AGE	BIRTHPLACE		VOL.	
W	37	Ala		27	
COUNTY			CITY		
Collingsworth					
OTHER MEMBERS OF FAMILY					
	NAME	RELATIONSHIP	AGE	BIRTHPLACE	
	Lewis	W	33	Ark	
	Lewis	S	11		
	Victor	S	9		
	Cecil	D	6		
	Gertrude	D	3		
	Virgie	D	10/12		

FORM 10-636
1910 CENSUS INDEX - FAMILY

U. S. DEPARTMENT OF COMMERCE
BUREAU OF THE CENSUS

TEXAS

W 300	HEAD OF FAMILY		W. J. Jordan	E.D.	SHEET
COLOR	AGE	BIRTHPLACE		VOL.	
W	27			107	
COUNTY			CITY		
Navarro					
OTHER MEMBERS OF FAMILY					
NAME		RELATIONSHIP	AGE	BIRTHPLACE	
Mamma		W	20		
Wadie		D	4		
Bibi		S	2		

FORM 10 638

1910 CENSUS INDEX - FAMILY

U. S. DEPARTMENT OF COMMERCE
BUREAU OF THE CENSUS

TEXAS

W300	HEAD OF FAMILY W. J. Jett, Jr.		E.D. 61	SHEET 331
COLOR - B	AGE 37	BIRTHPLACE	VOL. 78	
COUNTY		CITY Houston		
OTHER MEMBERS OF FAMILY				
NAME		RELATIONSHIP	AGE	BIRTHPLACE
Sara		w	23	
W. J. Jett, Jr.		S	2	
Babe		S	0	

FORM 10-636
1910 CENSUS INDEX - FAMILY

U. S. DEPARTMENT OF COMMERCE
BUREAU OF THE CENSUS

TEXAS

W300	HEAD OF FAMILY White Jordan		E.D. 3	SHEET 25
COLOR B	AGE 55	BIRTHPLACE	VOL. 5	
COUNTY Bastrop		CITY Smithville		
OTHER MEMBERS OF FAMILY				
NAME		RELATIONSHIP	AGE	BIRTHPLACE
Emma		W	50	Tenn

FORM 10-636
1910 CENSUS INDEX - FAMILY

U.S. DEPARTMENT OF COMMERCE
BUREAU OF THE CENSUS

TEXAS

1500-	HEAD OF FAMILY <i>Wyatt, Jordan</i>		E.D. <i>114</i>	SHEET <i>9</i>
COLOR <i>W</i>	AGE <i>43</i>	BIRTHPLACE		VOL. <i>18</i>
COUNTY		<i>Burnet</i>	CITY	
OTHER MEMBERS OF FAMILY				
NAME		RELATIONSHIP	AGE	BIRTHPLACE
<i>Anna B</i>		<i>D</i>	<i>15</i>	<i>L</i>
<i>Willie May</i>		<i>D</i>	<i>13</i>	
<i>Ernie L.</i>		<i>D</i>	<i>10</i>	
<i>Ada M</i>		<i>D</i>	<i>8</i>	

FORM 10-636
1910 CENSUS INDEX - FAMILY

U. S. DEPARTMENT OF COMMERCE
BUREAU OF THE CENSUS

TEXAS

W. 300	NAME OF INDIVIDUAL <i>Wood Jordan</i>		E.D. <i>44</i>	SHEET <i>124</i>
COLOR <i>B</i>	AGE <i>27</i>	BIRTHPLACE	VOL. <i>55</i>	
COUNTY <i>Galveston</i>		CITY <i>Galveston</i>		
ENUMERATED WITH <i>Bess Horace</i>				
RELATIONSHIP TO ABOVE				
<input type="checkbox"/> SON	<input type="checkbox"/> NEPHEW	<input type="checkbox"/> STEPSON		
<input type="checkbox"/> DAUGHTER	<input type="checkbox"/> NIECE	<input type="checkbox"/> STEPDAUGHTER		
<input type="checkbox"/> BROTHER	<input type="checkbox"/> FATHER-IN-LAW	<input type="checkbox"/> COUSIN		
<input type="checkbox"/> SISTER	<input type="checkbox"/> MOTHER-IN-LAW	<input type="checkbox"/> HIRED MAN		
<input type="checkbox"/> FATHER	<input type="checkbox"/> SON-IN-LAW	<input type="checkbox"/> ROOMER		
<input type="checkbox"/> MOTHER	<input type="checkbox"/> DAUGHTER-IN-LAW	<input type="checkbox"/> SERVANT		
<input type="checkbox"/> GRANDSON	<input type="checkbox"/> BROTHER-IN-LAW	<input checked="" type="checkbox"/> OTHER (Specify)		
<input type="checkbox"/> GRANDDAUGHTER	<input type="checkbox"/> SISTER-IN-LAW	<i>Pa</i>		
<input type="checkbox"/> GRANDCHILD	<input type="checkbox"/> ORPHAN			

FORM 10 637

1910 CENSUS INDEX - INDIVIDUAL

U. S. DEPARTMENT OF COMMERCE
BUREAU OF THE CENSUS

TEXAS

W.300	NAME OF INDIVIDUAL <i>White, Joanna</i>		E.O. 4	SHEET 13
COLOR	AGE <i>28</i>	BIRTHPLACE <i>Ta</i>	VOL. 5	
COUNTY <i>Bastrop</i>		CITY		
ENUMERATED WITH <i>Cassie, Lill</i>				
RELATIONSHIP TO ABOVE				
<input type="checkbox"/> SON	<input type="checkbox"/> NEPHEW	<input type="checkbox"/> STEPSON		
<input type="checkbox"/> DAUGHTER	<input type="checkbox"/> NIECE	<input type="checkbox"/> STEPDAUGHTER		
<input type="checkbox"/> BROTHER	<input type="checkbox"/> FATHER-IN-LAW	<input type="checkbox"/> COUSIN		
<input type="checkbox"/> SISTER	<input checked="" type="checkbox"/> MOTHER-IN-LAW	<input type="checkbox"/> HIRED MAN		
<input type="checkbox"/> FATHER	<input type="checkbox"/> SON-IN-LAW	<input type="checkbox"/> ROOMER		
<input type="checkbox"/> MOTHER	<input type="checkbox"/> DAUGHTER-IN-LAW	<input type="checkbox"/> SERVANT		
<input type="checkbox"/> GRANDSON	<input type="checkbox"/> BROTHER-IN-LAW	<input type="checkbox"/> OTHER (<i>Specify</i>)		
<input type="checkbox"/> GRANDDAUGHTER	<input type="checkbox"/> SISTER-IN-LAW			
<input type="checkbox"/> GRANDCHILD	<input type="checkbox"/> ORPHAN			

FORM 10-637
1910 CENSUS INDEX - INDIVIDUAL

U. S. DEPARTMENT OF COMMERCE
BUREAU OF THE CENSUS

TEXAS

W 300	HEAD OF FAMILY Wood Annie		E.D. 49	SHEET 71
COLOR B	AGE 29	BIRTHPLACE		VOL. 49
COUNTY Falls		CITY		
OTHER MEMBERS OF FAMILY				
NAME		RELATIONSHIP	AGE	BIRTHPLACE
Margaret		W	21	
Johnnie		D	3	
Robert		D	1	

FORM 10-636
1910 CENSUS INDEX - FAMILY

U.S. DEPARTMENT OF COMMERCE
BUREAU OF THE CENSUS

TEXAS

<i>W 300</i>	HEAD OF FAMILY		E. D.	SHEET
	<i>Ward, James H.</i>		<i>38</i>	<i>266</i>
COLOR	AGE	BIRTHPLACE	VOL.	
<i>W</i>	<i>28</i>	<i>Eng</i>	<i>35</i>	
COUNTY	CITY			
<i>Dallas</i>	<i>Dallas</i>			
OTHER MEMBERS OF FAMILY				
NAME		RELATIONSHIP	AGE	BIRTHPLACE
<i>Mary</i>		<i>W</i>	<i>18</i>	<i>W</i>
<i>Elizabeth</i>		<i>D</i>	<i>1</i>	<i>W</i>

FORM 10 636
1910 CENSUS INDEX - FAMILY

U. S. DEPARTMENT OF COMMERCE
BUREAU OF THE CENSUS

TEXAS

W 300	HEAD OF FAMILY Wade Jones		E.D. 104	SHEET 107
COLOR B	AGE 44	BIRTHPLACE		VOL. 109
COUNTY Nacogdoches			CITY	
OTHER MEMBERS OF FAMILY				
NAME		RELATIONSHIP	AGE	BIRTHPLACE
Sarah		W	44	
Lila		D	17	
Lloyd		S	15	
Leroy		S	9	
Cornelia		W	8	
Carpenter Mary B		M	3	

FORM 10 636
1910 CENSUS INDEX - FAMILY

U.S. DEPARTMENT OF COMMERCE
BUREAU OF THE CENSUS

TEXAS

W 300		NAME OF INDIVIDUAL <i>Whitt, Jonas</i>		E.O. <i>32-</i>	SHEET <i>103</i>
COLOR <i>W</i>	AGE <i>58</i>	BIRTHPLACE <i>Ga</i>		VOL. <i>42</i>	
COUNTY <i>Fannin</i>			CITY		
ENUMERATED WITH <i>Whitt, David C.</i>					
RELATIONSHIP TO ABOVE					
<input type="checkbox"/> SON	<input type="checkbox"/> NEPHEW	<input type="checkbox"/> STEPSON			
<input type="checkbox"/> DAUGHTER	<input type="checkbox"/> NIECE	<input type="checkbox"/> STEPDAUGHTER			
<input checked="" type="checkbox"/> BROTHER	<input type="checkbox"/> FATHER-IN-LAW	<input type="checkbox"/> COUSIN			
<input type="checkbox"/> SISTER	<input type="checkbox"/> MOTHER-IN-LAW	<input type="checkbox"/> HIRED MAN			
<input type="checkbox"/> FATHER	<input type="checkbox"/> SON-IN-LAW	<input type="checkbox"/> ROOMER			
<input type="checkbox"/> MOTHER	<input type="checkbox"/> DAUGHTER-IN-LAW	<input type="checkbox"/> SERVANT			
<input type="checkbox"/> GRANDSON	<input type="checkbox"/> BROTHER-IN-LAW	<input type="checkbox"/> OTHER (<i>Specify</i>)			
<input type="checkbox"/> GRANDDAUGHTER	<input type="checkbox"/> SISTER-IN-LAW				
<input type="checkbox"/> GRANDCHILD	<input type="checkbox"/> ORPHAN				

FORM 10-637
1910 CENSUS INDEX - INDIVIDUAL

U.S. DEPARTMENT OF COMMERCE
BUREAU OF THE CENSUS

TEXAS

W300		HEAD OF FAMILY		White, John J		E.D.	SHEET
COLOR	W	AGE	BIRTHPLACE			53	141
COUNTY	Dallas			CITY	Dallas	VOL.	25
OTHER MEMBERS OF FAMILY							
NAME		RELATIONSHIP	AGE	BIRTHPLACE			
John J		W	46	Texas			
Mary		F	21				
James		S	18				
Arlene		S	14				

FORM 10 636
1910 CENSUS INDEX - FAMILY

U. S. DEPARTMENT OF COMMERCE
BUREAU OF THE CENSUS

TEXAS

W 300	HEAD OF FAMILY Wood Jonathan		E.D. 77	SHEET 9
COLOR W	AGE 67	BIRTHPLACE England	VOL. 39	
COUNTY Denton		CITY Denton		
OTHER MEMBERS OF FAMILY				
NAME		RELATIONSHIP	AGE	BIRTHPLACE
Jessie		W	70	Scotland
Fred		S	40	England

FORM 10-636

1910 CENSUS INDEX - FAMILY

U.S. DEPARTMENT OF COMMERCE
BUREAU OF THE CENSUS

TEXAS

W 300	NAME OF INDIVIDUAL <i>White - Johnny</i>		E.D. <i>138</i>	SHEET <i>254</i>
COLOR <i>W</i>	AGE <i>16</i>	BIRTHPLACE	VOL. <i>135</i>	
COUNTY <i>Titus</i>		CITY		
ENUMERATED WITH <i>Borsley - Joe G.</i>				
RELATIONSHIP TO ABOVE				
<input type="checkbox"/> SON	<input type="checkbox"/> NEPHEW	<input type="checkbox"/> STEPSON		
<input type="checkbox"/> DAUGHTER	<input type="checkbox"/> NIECE	<input type="checkbox"/> STEPDAUGHTER		
<input type="checkbox"/> BROTHER	<input type="checkbox"/> FATHER-IN-LAW	<input type="checkbox"/> COUSIN		
<input type="checkbox"/> SISTER	<input type="checkbox"/> MOTHER-IN-LAW	<input type="checkbox"/> HIRED MAN		
<input type="checkbox"/> FATHER	<input type="checkbox"/> SON-IN-LAW	<input type="checkbox"/> ROOMER		
<input type="checkbox"/> MOTHER	<input type="checkbox"/> DAUGHTER-IN-LAW	<input type="checkbox"/> SERVANT		
<input type="checkbox"/> GRANDSON	<input type="checkbox"/> BROTHER-IN-LAW	<input checked="" type="checkbox"/> <i>Former</i> (Specify)		
<input type="checkbox"/> GRANDDAUGHTER	<input type="checkbox"/> SISTER-IN-LAW	<input type="checkbox"/> <i>HB</i>		
<input type="checkbox"/> GRANDCHILD	<input type="checkbox"/> ORPHAN			

FORM BC-627 (5-5-67)
FORMERLY 10-637

1910 CENSUS INDEX - INDIVIDUAL

U.S. DEPARTMENT OF COMMERCE
BUREAU OF THE CENSUS

TEXAS

W300	HEAD OF FAMILY White, Johnson B.		E.D. 9	SHEET 5
COLOR W	AGE 54	BIRTHPLACE Ark.	VOL. 14	
COUNTY -	Bosque		CITY Morgan	
OTHER MEMBERS OF FAMILY				
NAME		RELATIONSHIP	AGE	BIRTHPLACE
Mary		W	53	Ark.
Minnie		D	26	
J. B.		S	14	
Carson		B	56	Ark.

FORM 10-636

1910 CENSUS INDEX - FAMILY

U. S. DEPARTMENT OF COMMERCE
BUREAU OF THE CENSUS

TEXAS

W300	NAME OF INDIVIDUAL <i>White Johnny</i>		E.D. 48	SHEET 255
COLOR B	AGE 22	BIRTHPLACE <i>Ark</i>	VOL. 44	
COUNTY -	Fannin	CITY		
ENUMERATED WITH <i>Simmons Henry</i>				
RELATIONSHIP TO ABOVE				
<input type="checkbox"/> SON	<input type="checkbox"/> NEPHEW	<input type="checkbox"/> STEPSON		
<input type="checkbox"/> DAUGHTER	<input type="checkbox"/> NIECE	<input type="checkbox"/> STEPDAUGHTER		
<input type="checkbox"/> BROTHER	<input type="checkbox"/> FATHER-IN-LAW	<input type="checkbox"/> COUSIN		
<input type="checkbox"/> SISTER	<input type="checkbox"/> MOTHER-IN-LAW	<input type="checkbox"/> HIRED MAN		
<input type="checkbox"/> FATHER	<input type="checkbox"/> SON-IN-LAW	<input checked="" type="checkbox"/> ROOMER		
<input type="checkbox"/> MOTHER	<input type="checkbox"/> DAUGHTER-IN-LAW	<input type="checkbox"/> SERVANT		
<input type="checkbox"/> GRANDSON	<input type="checkbox"/> BROTHER-IN-LAW	<input type="checkbox"/> OTHER (Specify)		
<input type="checkbox"/> GRANDDAUGHTER	<input type="checkbox"/> SISTER-IN-LAW			
<input type="checkbox"/> GRANDCHILD	<input type="checkbox"/> ORPHAN			

FORM 10-637
1910 CENSUS INDEX - INDIVIDUAL

U.S. DEPARTMENT OF COMMERCE
BUREAU OF THE CENSUS

W300		NAME OF INDIVIDUAL		TEXAS	
COLOR	AGE	BIRTHPLACE		E.D.	SHEET
B	13			119	159
COUNTY			CITY		VOL.
Tarrant			Fort Worth		128
ENUMERATED WITH					
Collins, George					
RELATIONSHIP TO ABOVE					
<input type="checkbox"/> SON	<input type="checkbox"/> NEPHEW	<input type="checkbox"/> STEPSON			
<input type="checkbox"/> DAUGHTER	<input type="checkbox"/> NIECE	<input type="checkbox"/> STEPDAUGHTER			
<input type="checkbox"/> BROTHER	<input type="checkbox"/> FATHER-IN-LAW	<input type="checkbox"/> COUSIN			
<input type="checkbox"/> SISTER	<input type="checkbox"/> MOTHER-IN-LAW	<input type="checkbox"/> HIRED MAN			
<input type="checkbox"/> FATHER	<input type="checkbox"/> SON-IN-LAW	<input type="checkbox"/> ROOMER			
<input type="checkbox"/> MOTHER	<input type="checkbox"/> DAUGHTER-IN-LAW	<input checked="" type="checkbox"/> SERVANT			
<input type="checkbox"/> GRANDSON	<input type="checkbox"/> BROTHER-IN-LAW	<input type="checkbox"/> OTHER (Specify)			
<input type="checkbox"/> GRANDDAUGHTER	<input type="checkbox"/> SISTER-IN-LAW				
<input type="checkbox"/> GRANDCHILD	<input type="checkbox"/> ORPHAN				

FORM 10-637
 1910 CENSUS INDEX - INDIVIDUAL

U.S. DEPARTMENT OF COMMERCE
 BUREAU OF THE CENSUS

TEXAS

W300	NAME OF INDIVIDUAL		E.O.	SHEET
	Wade		55	478
COLOR	AGE	BIRTHPLACE	VOL.	
W	18	K. 2		56
COUNTY	Galveston		CITY	
ENUMERATED WITH				
Watson John				
RELATIONSHIP TO ABOVE				
<input type="checkbox"/> SON	<input type="checkbox"/> NEPHEW	<input type="checkbox"/> STEPSON		
<input type="checkbox"/> DAUGHTER	<input type="checkbox"/> NIECE	<input type="checkbox"/> STEPDAUGHTER		
<input type="checkbox"/> BROTHER	<input type="checkbox"/> FATHER-IN-LAW	<input type="checkbox"/> COUSIN		
<input type="checkbox"/> SISTER	<input type="checkbox"/> MOTHER-IN-LAW	<input type="checkbox"/> HIRED MAN		
<input type="checkbox"/> FATHER	<input type="checkbox"/> SON-IN-LAW	<input type="checkbox"/> ROOMER		
<input type="checkbox"/> MOTHER	<input type="checkbox"/> DAUGHTER-IN-LAW	<input type="checkbox"/> SERVANT		
<input type="checkbox"/> GRANDSON	<input type="checkbox"/> BROTHER-IN-LAW	<input type="checkbox"/> OTHER (Specify)		
<input type="checkbox"/> GRANDDAUGHTER	<input type="checkbox"/> SISTER-IN-LAW	<u>help</u>		
<input type="checkbox"/> GRANDCHILD	<input type="checkbox"/> ORPHAN			

FORM 10-637
1910 CENSUS INDEX - INDIVIDUALU. S. DEPARTMENT OF COMMERCE
BUREAU OF THE CENSUS

TEXAS

W 300		NAME OF INDIVIDUAL Wade, Johnny		E.O. 133	SHEET 288
COLOR B	AGE 30	BIRTHPLACE		VOL. 119	
COUNTY Sabine		CITY			
ENUMERATED WITH Chumley, Henry					
RELATIONSHIP TO ABOVE					
<input type="checkbox"/> SON	<input type="checkbox"/> NEPHEW	<input type="checkbox"/> STEPSON			
<input type="checkbox"/> DAUGHTER	<input type="checkbox"/> NIECE	<input type="checkbox"/> STEPDAUGHTER			
<input type="checkbox"/> BROTHER	<input type="checkbox"/> FATHER-IN-LAW	<input type="checkbox"/> COUSIN			
<input type="checkbox"/> SISTER	<input type="checkbox"/> MOTHER-IN-LAW	<input type="checkbox"/> HIRED MAN			
<input type="checkbox"/> FATHER	<input type="checkbox"/> SON-IN-LAW	<input checked="" type="checkbox"/> BROOKER			
<input type="checkbox"/> MOTHER	<input type="checkbox"/> DAUGHTER-IN-LAW	<input type="checkbox"/> SERVANT			
<input type="checkbox"/> GRANDSON	<input type="checkbox"/> BROTHER-IN-LAW	<input type="checkbox"/> OTHER (Specify)			
<input type="checkbox"/> GRANDDAUGHTER	<input type="checkbox"/> SISTER-IN-LAW				
<input type="checkbox"/> GRANDCHILD	<input type="checkbox"/> ORPHAN				

FORM 10-637
1910 CENSUS INDEX - INDIVIDUAL

U. S. DEPARTMENT OF COMMERCE
BUREAU OF THE CENSUS

TEXAS

W300		NAME OF INDIVIDUAL <i>Wood Johnny</i>		E.D. 208	SHEET 29
COLOR <i>W</i>	AGE <i>15</i>	BIRTHPLACE		VOL. <i>103</i>	
COUNTY <i>Watts</i>			CITY		
ENUMERATED WITH <i>Eaton Perry J</i>					
RELATIONSHIP TO ABOVE					
<input type="checkbox"/> SON	<input type="checkbox"/> NEPHEW	<input type="checkbox"/> STEPSON			
<input type="checkbox"/> DAUGHTER	<input type="checkbox"/> NIECE	<input type="checkbox"/> STEPDAUGHTER			
<input type="checkbox"/> BROTHER	<input type="checkbox"/> FATHER-IN-LAW	<input type="checkbox"/> COUSIN			
<input type="checkbox"/> SISTER	<input type="checkbox"/> MOTHER-IN-LAW	<input type="checkbox"/> HIRED MAN			
<input type="checkbox"/> FATHER	<input type="checkbox"/> SON-IN-LAW	<input type="checkbox"/> ROOMER			
<input type="checkbox"/> MOTHER	<input type="checkbox"/> DAUGHTER-IN-LAW	<input type="checkbox"/> SERVANT			
<input type="checkbox"/> GRANDSON	<input type="checkbox"/> BROTHER-IN-LAW	<input type="checkbox"/> OTHER (<i>Specify</i>)			
<input checked="" type="checkbox"/> GRANDDAUGHTER	<input type="checkbox"/> SISTER-IN-LAW				
<input type="checkbox"/> GRANDCHILD	<input type="checkbox"/> ORPHAN				

FORM 10 637
1910 CENSUS INDEX - INDIVIDUAL

U. S. DEPARTMENT OF COMMERCE
BUREAU OF THE CENSUS

TEXAS

W300	HEAD OF FAMILY		White Johnnie		E.D.	SHEET
					50	83
COLOR	AGE	BIRTHPLACE			VOL.	
W	21				52	
COUNTY	Franklin			CITY		
OTHER MEMBERS OF FAMILY						
	NAME	RELATIONSHIP	AGE	BIRTHPLACE		
	ora	W	20			

FORM 10-636
1910 CENSUS INDEX - FAMILY

U.S. DEPARTMENT OF COMMERCE
BUREAU OF THE CENSUS

TEXAS

W300	NAME OF INDIVIDUAL White Johnnie		E.D. 149	SHEET 108
COLOR W	AGE 4	BIRTHPLACE	VOL. 129	
COUNTY Tarrant	CITY Fort Worth			
ENUMERATED WITH Calwell John				
RELATIONSHIP TO ABOVE				
<input type="checkbox"/> SON	<input type="checkbox"/> NEPHEW	<input type="checkbox"/> STEPSON		
<input type="checkbox"/> DAUGHTER	<input type="checkbox"/> NIECE	<input type="checkbox"/> STEPDAUGHTER		
<input type="checkbox"/> BROTHER	<input type="checkbox"/> FATHER-IN-LAW	<input type="checkbox"/> COUSIN		
<input type="checkbox"/> SISTER	<input type="checkbox"/> MOTHER-IN-LAW	<input type="checkbox"/> HIREDMAN		
<input type="checkbox"/> FATHER	<input type="checkbox"/> SON-IN-LAW	<input type="checkbox"/> ROOMER		
<input type="checkbox"/> MOTHER	<input type="checkbox"/> DAUGHTER-IN-LAW	<input type="checkbox"/> SERVANT		
<input checked="" type="checkbox"/> GRANDSON	<input type="checkbox"/> BROTHER-IN-LAW	<input type="checkbox"/> OTHER (Specify)		
<input type="checkbox"/> GRANDDAUGHTER	<input type="checkbox"/> SISTER-IN-LAW			
<input type="checkbox"/> GRANDCHILD	<input type="checkbox"/> ORPHAN			

-FORM 10 637

1910 CENSUS INDEX - INDIVIDUAL

U.S. DEPARTMENT OF COMMERCE,
BUREAU OF THE CENSUS

TEXAS

W300		NAME OF INDIVIDUAL <i>White Johnnie</i>		E.O. <i>3</i>	SHEET <i>8</i>
COLOR <i>B</i>	AGE <i>21</i>	BIRTHPLACE		VOL. <i>6</i>	
COUNTY			CITY		
ENUMERATED WITH <i>Brazos</i> <i>Lewis Henry</i>					
RELATIONSHIP TO ABOVE					
<input type="checkbox"/> SON <input type="checkbox"/> DAUGHTER <input type="checkbox"/> BROTHER <input type="checkbox"/> SISTER <input type="checkbox"/> FATHER <input type="checkbox"/> MOTHER <input type="checkbox"/> GRANDSON <input type="checkbox"/> GRANDDAUGHTER <input type="checkbox"/> GRANDCHILD		<input type="checkbox"/> NEPHEW <input type="checkbox"/> NIECE <input type="checkbox"/> FATHER-IN-LAW <input type="checkbox"/> MOTHER-IN-LAW <input type="checkbox"/> SON-IN-LAW <input type="checkbox"/> DAUGHTER-IN-LAW <input type="checkbox"/> BROTHER-IN-LAW <input type="checkbox"/> SISTER-IN-LAW <input type="checkbox"/> ORPHAN		<input type="checkbox"/> STEPSON <input type="checkbox"/> STEPPAUGHTER <input type="checkbox"/> COUSIN <input type="checkbox"/> HIRED MAN <input type="checkbox"/> ROOMER <input type="checkbox"/> SERVANT <input checked="" type="checkbox"/> OTHER (Specify) <i>Pa</i>	

FORM 10-637
1910 CENSUS INDEX - INDIVIDUAL

U.S. DEPARTMENT OF COMMERCE
BUREAU OF THE CENSUS

White

TEXAS

11300		HEAD OF FAMILY <i>Forbette Johnson</i>		E.D. <i>109</i>	SHEET <i>309</i>
COLOR <i>B</i>	AGE <i>24</i>	BIRTHPLACE		VOL. <i>69</i>	
COUNTY <i>Harris</i>			CITY		
OTHER MEMBERS OF FAMILY					
NAME		RELATIONSHIP	AGE	BIRTHPLACE	
<i>Wife</i>		<i>W.</i>	<i>23</i>		
<i>Wife</i>		<i>D</i>	<i>22 1/2</i>		
<i>not reported</i>		<i>S</i>	<i>0/12</i>		

FORM 10.636
1910 CENSUS INDEX - FAMILY

U.S. DEPARTMENT OF COMMERCE
BUREAU OF THE CENSUS

TEXAS

W300	NAME OF INDIVIDUAL Wood Johnnie		E.C. 132	SHEET 38
COLOR W	AGE 8	BIRTHPLACE Okla	VOL. 65	
COUNTY	Hardeman		CITY	
ENUMERATED WITH Woodman C.R.				
RELATIONSHIP TO ABOVE				
<input checked="" type="checkbox"/> SON	<input type="checkbox"/> NEPHEW	<input type="checkbox"/> STEPSON		
<input checked="" type="checkbox"/> DAUGHTER	<input type="checkbox"/> NIECE	<input type="checkbox"/> STEPDAUGHTER		
<input type="checkbox"/> BROTHER	<input type="checkbox"/> FATHER-IN-LAW	<input type="checkbox"/> COUSIN		
<input type="checkbox"/> SISTER	<input type="checkbox"/> MOTHER-IN-LAW	<input type="checkbox"/> HIRED MAN		
<input type="checkbox"/> FATHER	<input type="checkbox"/> SON-IN-LAW	<input type="checkbox"/> ROOMER		
<input type="checkbox"/> MOTHER	<input type="checkbox"/> DAUGHTER-IN-LAW	<input type="checkbox"/> SERVANT		
<input type="checkbox"/> GRANDSON	<input type="checkbox"/> BROTHER-IN-LAW	<input type="checkbox"/> OTHER (Specify)		
<input type="checkbox"/> GRANDDAUGHTER	<input type="checkbox"/> SISTER-IN-LAW			
<input type="checkbox"/> GRANDCHILD	<input type="checkbox"/> ORPHAN			

FORM 10 637
1910 CENSUS INDEX - INDIVIDUAL

U.S. DEPARTMENT OF COMMERCE
BUREAU OF THE CENSUS

TEXAS

W 300		NAME OF INDIVIDUAL		E.O.	SHEET
B		Wright, Johnnie		17	21
COLOR	AGE	BIRTHPLACE	VOL.		
	6		18		
COUNTY	Burleson		CITY		
ENUMERATED WITH					
Field, Sam					
RELATIONSHIP TO ABOVE					
<input type="checkbox"/> SON	<input type="checkbox"/> NEPHEW	<input checked="" type="checkbox"/> STEPSON			
<input type="checkbox"/> DAUGHTER	<input type="checkbox"/> NIECE	<input type="checkbox"/> STEPDAUGHTER			
<input type="checkbox"/> BROTHER	<input type="checkbox"/> FATHER-IN-LAW	<input type="checkbox"/> COUSIN			
<input type="checkbox"/> SISTER	<input type="checkbox"/> MOTHER-IN-LAW	<input type="checkbox"/> HIRED MAN			
<input type="checkbox"/> FATHER	<input type="checkbox"/> SON-IN-LAW	<input type="checkbox"/> ROOMER			
<input type="checkbox"/> MOTHER	<input type="checkbox"/> DAUGHTER-IN-LAW	<input type="checkbox"/> SERVANT			
<input type="checkbox"/> GRANDSON	<input type="checkbox"/> BROTHER-IN-LAW	<input type="checkbox"/> OTHER (Specify)			
<input type="checkbox"/> GRANDDAUGHTER	<input type="checkbox"/> SISTER-IN-LAW				
<input type="checkbox"/> GRANDCHILD	<input type="checkbox"/> ORPHAN				

FORM 10 637
1910 CENSUS INDEX - INDIVIDUAL

U.S. DEPARTMENT OF COMMERCE
BUREAU OF THE CENSUS

TEXAS

W300	HEAD OF FAMILY		Wade, Johnnie		E.D.	SHEET
COLOR	AGE	BIRTHPLACE			90	35
Mu.	28	-			VOL.	91
COUNTY	Lamar,		CITY			
OTHER MEMBERS OF FAMILY						
NAME		RELATIONSHIP	AGE	BIRTHPLACE		
Fa. Ellen		W	21			
Maxi		S	5			
Hildan		D	3			
Trecott		S	3/4			

FORM 10-636
1910 CENSUS INDEX - FAMILYU.S. DEPARTMENT OF COMMERCE
BUREAU OF THE CENSUS

TEXAS

W 300	HEAD OF FAMILY W. J. J. Johnson		E.D. 173	SHEET 113
COLOR W.	AGE 23	BIRTHPLACE	VOL. 105	
COUNTY Montague		CITY Bonnie		
OTHER MEMBERS OF FAMILY				
NAME	RELATIONSHIP	AGE	BIRTHPLACE	
Carrie	W	20		
Walter	D	2		
Robert	S	1		

FORM 10 636

1910 CENSUS INDEX - FAMILY-

U. S. DEPARTMENT OF COMMERCE
BUREAU OF THE CENSUS

TEXAS

300	HEAD OF FAMILY		E.D.	SHEET
COLOR	AGE	BIRTHPLACE	156	✓
B	41	Johnnie	VOL.	
COUNTY	Walker		141	
CITY				
OTHER MEMBERS OF FAMILY				
NAME		RELATIONSHIP	AGE	BIRTHPLACE
Johnnie Enoch		6	33	
1 Fred		5	12	

FORM 10-636

1910 CENSUS INDEX - FAMILY

U. S. DEPARTMENT OF COMMERCE
BUREAU OF THE CENSUS

TEXAS

W 300	NAME OF INDIVIDUAL <i>White, Johnnie</i>		E.D. 79	SHEET 321
COLOR B	AGE 18	BIRTHPLACE	VOL. 107	
COUNTY Navarro		CITY <i>Corsicana</i>		
ENUMERATED WITH <i>Hunt, Joshua</i>				
RELATIONSHIP TO ABOVE				
<input type="checkbox"/> SON	<input type="checkbox"/> NEPHEW	<input type="checkbox"/> STEPSON		
<input type="checkbox"/> DAUGHTER	<input type="checkbox"/> NIECE	<input type="checkbox"/> STEPDAUGHTER		
<input checked="" type="checkbox"/> BROTHER	<input type="checkbox"/> FATHER-IN-LAW	<input type="checkbox"/> COUSIN		
<input type="checkbox"/> SISTER	<input type="checkbox"/> MOTHER-IN-LAW	<input type="checkbox"/> HIRED MAN		
<input type="checkbox"/> FATHER	<input type="checkbox"/> SON-IN-LAW	<input type="checkbox"/> ROOMER		
<input type="checkbox"/> MOTHER	<input type="checkbox"/> DAUGHTER-IN-LAW	<input type="checkbox"/> SERVANT		
<input type="checkbox"/> GRANDSON	<input type="checkbox"/> BROTHER-IN-LAW	<input type="checkbox"/> OTHER (Specify)		
<input type="checkbox"/> GRANDDAUGHTER	<input type="checkbox"/> SISTER-IN-LAW			
<input type="checkbox"/> GRANDCHILD	<input type="checkbox"/> ORPHAN			

FORM 10-637
1910 CENSUS INDEX - INDIVIDUAL

U.S. DEPARTMENT OF COMMERCE
BUREAU OF THE CENSUS

TEXAS

1030	HEAD OF FAMILY		White (Johnnie)		E.D.	SHEET
COLOR	AGE	BIRTHPLACE		VOL.		
F	27			119		
COUNTY			CITY			
Rockwall			Rockwall			
OTHER MEMBERS OF FAMILY						
NAME		RELATIONSHIP	AGE	BIRTHPLACE		
Johnnie		W	26			
Margaret		D	17			

FORM 10 636
1910 CENSUS INDEX - FAMILY

U S. DEPARTMENT OF COMMERCE
BUREAU OF THE CENSUS

TEXAS

W300		NAME OF INDIVIDUAL <i>White, Johnie</i>		E.D. <i>104</i>	SHEET <i>75</i>
COLOR <i>Mu</i>	AGE <i>32</i>	BIRTHPLACE <i>-</i>		VOL. <i>122</i>	
COUNTY <i>San Jacinto</i>			CITY		
ENUMERATED WITH <i>White, Hamp</i>					
RELATIONSHIP TO ABOVE					
<input type="checkbox"/> SON	<input type="checkbox"/> NEPHEW	<input type="checkbox"/> STEPSON			
<input type="checkbox"/> DAUGHTER	<input type="checkbox"/> NIECE	<input type="checkbox"/> STEPDAUGHTER			
<input checked="" type="checkbox"/> BROTHER	<input type="checkbox"/> FATHER-IN-LAW	<input type="checkbox"/> COUSIN			
<input type="checkbox"/> SISTER	<input type="checkbox"/> MOTHER-IN-LAW	<input type="checkbox"/> HIRED MAN			
<input type="checkbox"/> FATHER	<input type="checkbox"/> SON-IN-LAW	<input type="checkbox"/> ROOMER			
<input type="checkbox"/> MOTHER	<input type="checkbox"/> DAUGHTER-IN-LAW	<input type="checkbox"/> SERVANT			
<input type="checkbox"/> GRANDSON	<input type="checkbox"/> BROTHER-IN-LAW	<input type="checkbox"/> OTHER (Specify)			
<input type="checkbox"/> GRANDDAUGHTER	<input type="checkbox"/> SISTER-IN-LAW				
<input type="checkbox"/> GRANDCHILD	<input type="checkbox"/> ORPHAN				

FORM 10-637 (8-18-62)

1910 CENSUS INDEX - INDIVIDUAL

U.S. DEPARTMENT OF COMMERCE
BUREAU OF THE CENSUS

* GPO : 1962 O-645423

TEXAS

W-300		NAME OF INDIVIDUAL <i>White, Johnnie</i>		E.O.	SHEET
COLOR <i>B</i>	AGE <i>12</i>	BIRTHPLACE		<i>753</i>	<i>74</i>
COUNTY Montgomery			CITY <i>Conroe</i>		
ENUMERATED WITH <i>James, Johnnie</i>					
RELATIONSHIP TO ABOVE					
<input type="checkbox"/> SON	<input type="checkbox"/> NEPHEW	<input type="checkbox"/> STEPSON			
<input type="checkbox"/> DAUGHTER	<input type="checkbox"/> NIECE	<input type="checkbox"/> STEPDAUGHTER			
<input type="checkbox"/> BROTHER	<input type="checkbox"/> FATHER-IN-LAW	<input type="checkbox"/> COUSIN			
<input type="checkbox"/> SISTER	<input type="checkbox"/> MOTHER-IN-LAW	<input type="checkbox"/> HIRED MAN			
<input type="checkbox"/> FATHER	<input type="checkbox"/> SON-IN-LAW	<input type="checkbox"/> ROOMER			
<input type="checkbox"/> MOTHER	<input type="checkbox"/> DAUGHTER-IN-LAW	<input type="checkbox"/> SERVANT			
<input type="checkbox"/> GRANDSON	<input type="checkbox"/> BROTHER-IN-LAW	<input checked="" type="checkbox"/> OTHER (Specify) <i>nephew-in-law</i>			
<input type="checkbox"/> GRANDDAUGHTER	<input type="checkbox"/> SISTER-IN-LAW				
<input type="checkbox"/> GRANDCHILD	<input type="checkbox"/> ORPHAN				

FORM 10-637

1910 CENSUS INDEX - INDIVIDUAL

U. S. DEPARTMENT OF COMMERCE
BUREAU OF THE CENSUS

TEXAS

W 300	NAME OF INDIVIDUAL <i>White, Johnnie</i>		E.D. <i>153</i>	SHEET <i>127</i>
COLOR <i>B</i>	AGE <i>18</i>	BIRTHPLACE	VOL. <i>706</i>	
COUNTY Montgomery		CITY <i>Conroe</i>		
ENUMERATED WITH <i>Sturwood, Tom</i>				
RELATIONSHIP TO ABOVE				
<input type="checkbox"/> SON	<input type="checkbox"/> NEPHEW	<input type="checkbox"/> STEPSON		
<input type="checkbox"/> DAUGHTER	<input type="checkbox"/> NIECE	<input type="checkbox"/> STEPDAUGHTER		
<input type="checkbox"/> BROTHER	<input type="checkbox"/> FATHER-IN-LAW	<input type="checkbox"/> COUSIN		
<input type="checkbox"/> SISTER	<input type="checkbox"/> MOTHER-IN-LAW	<input type="checkbox"/> HIRED MAN		
<input type="checkbox"/> FATHER	<input checked="" type="checkbox"/> SON-IN-LAW	<input type="checkbox"/> ROOMER		
<input type="checkbox"/> MOTHER	<input type="checkbox"/> DAUGHTER-IN-LAW	<input type="checkbox"/> SERVANT		
<input type="checkbox"/> GRANDSON	<input type="checkbox"/> BROTHER-IN-LAW	<input type="checkbox"/> OTHER (Specify)		
<input type="checkbox"/> GRANDDAUGHTER	<input type="checkbox"/> SISTER-IN-LAW			
<input type="checkbox"/> GRANDCHILD	<input type="checkbox"/> ORPHAN			

FORM 10-637
1910 CENSUS INDEX - INDIVIDUAL

U. S. DEPARTMENT OF COMMERCE
BUREAU OF THE CENSUS

TEXAS

10300		NAME OF INDIVIDUAL <i>White Johnie</i>		E.D. 125	SHEET 385
COLOR B	AGE 10	BIRTHPLACE		VOL. 149	
COUNTY			CITY		
ENUMERATED WITH <i>Wood</i>					
RELATIONSHIP TO ABOVE <i>Griffin Willis</i>					
<input type="checkbox"/> SON	<input type="checkbox"/> NEPHEW	<input checked="" type="checkbox"/> STEPSON			
<input type="checkbox"/> DAUGHTER	<input type="checkbox"/> NIECE	<input type="checkbox"/> STEPDAUGHTER			
<input type="checkbox"/> BROTHER	<input type="checkbox"/> FATHER-IN-LAW	<input type="checkbox"/> COUSIN			
<input type="checkbox"/> SISTER	<input type="checkbox"/> MOTHER-IN-LAW	<input type="checkbox"/> HIRED MAN			
<input type="checkbox"/> FATHER	<input type="checkbox"/> SON-IN-LAW	<input type="checkbox"/> ROOMER			
<input type="checkbox"/> MOTHER	<input type="checkbox"/> DAUGHTER-IN-LAW	<input type="checkbox"/> SERVANT			
<input type="checkbox"/> GRANDSON	<input type="checkbox"/> BROTHER-IN-LAW	<input type="checkbox"/> OTHER (Specify)			
<input type="checkbox"/> GRANDDAUGHTER	<input type="checkbox"/> SISTER-IN-LAW				
<input type="checkbox"/> GRANDCHILD	<input type="checkbox"/> ORPHAN				

FORM BC-627 (5-5-67)
FORMERLY 10-637

1910 CENSUS INDEX - INDIVIDUAL

U.S. DEPARTMENT OF COMMERCE
BUREAU OF THE CENSUS

TEXAS

W 300	HEAD OF FAMILY White Jonathan R		E.O. 34	SHEET 62A
COLOR W	AGE 55	BIRTHPLACE Miss	VOL. 42	
COUNTY Fannin	CITY Bonham			
OTHER MEMBERS OF FAMILY				
NAME		RELATIONSHIP	AGE	BIRTHPLACE
Lucy C		W	43	Miss
Mable		D	20	
Jehlie W		D	18	
Millie H		D	14	
Silas R		S	13	
Oma S		D	12	
Fletcher C		D	10	

FORM 10-636A

1910 CENSUS INDEX - INDIVIDUAL

U.S. DEPARTMENT OF COMMERCE
BUREAU OF THE CENSUS

TEXAS

10-300		HEAD OF FAMILY		Wood Jonathan B		E.D.	SHEET
COLOR	W	AGE	BIRTHPLACE	Ark		138	242
COUNTY	Hemphill			CITY	Canadian		
OTHER MEMBERS OF FAMILY							
NAME		RELATIONSHIP	AGE	BIRTHPLACE			
Maggie N		W	62	Ieb			
Sandy		S	24				
Lura M.		S D	22				
Common		S	17				
Maggie		S	10				

FORM 10 636
1910 CENSUS INDEX - FAMILY

U. S. DEPARTMENT OF COMMERCE
BUREAU OF THE CENSUS

TEXAS

W 300		HEAD OF FAMILY		Wood John W		E.O.	SHEET
COLOR	W	AGE	26	BIRTHPLACE	Ark	VOL.	50
COUNTY	Ford			CITY			
OTHER MEMBERS OF FAMILY							
	NAME	RELATIONSHIP	AGE	BIRTHPLACE			
	Jefferson E	W	26				
	Conner J	D	5				
	Cox M	D	1				
	Bradley Kenneth	S	8				

FORM 10-835

1910 CENSUS INDEX - FAMILY

U. S. DEPARTMENT OF COMMERCE
BUREAU OF THE CENSUS

TEXAS

W 300	HEAD OF FAMILY Wood, John W.		E.D. 11	SHEET 13
COLOR W	AGE 55	BIRTHPLACE Pa.	VOL. 29	
COUNTY	Comanche		CITY	
OTHER MEMBERS OF FAMILY				
	NAME	RELATIONSHIP	AGE	BIRTHPLACE
	Nancy J.	W.	34	Pa.
	Mary	D.	16	Pa.
	Code	D.	12	
	Wm. P.	S.	9	
	Wm. T.	S.	7	
	Maggie	D.	4	
	Lena R	D.	4/12	

FORM 10-636
1910 CENSUS INDEX - FAMILY

U.S. DEPARTMENT OF COMMERCE
BUREAU OF THE CENSUS

TEXAS

W 300	HEAD OF FAMILY		E.D.	SHEET
COLOR	AGE	BIRTHPLACE	VOL.	
11	71	William	65	
COUNTY	CITY		29	
Comanche				
OTHER MEMBERS OF FAMILY				
NAME	RELATIONSHIP	AGE	BIRTHPLACE	
Ada L	D	34		
William H	D	15		
Jewel B	D	12		
Mary B	D	9		
Robert M	D	6		
Lucile	D	4 1/2		
Mona E	D	4 1/2		

FORM 10-636
1910 CENSUS INDEX - FAMILY

U.S. DEPARTMENT OF COMMERCE
BUREAU OF THE CENSUS

TEXAS

0300	HEAD OF FAMILY		E.D.	SHEET
COLOR	AGE	BIRTHPLACE	VOL.	
W	26	Texas	37	3
COUNTY	Dallas		CITY	
OTHER MEMBERS OF FAMILY				
NAME		RELATIONSHIP	AGE	BIRTHPLACE
Mary		W	23	Texas
John		S	21	Texas
William		S	3	
Constance		S	1 1/2	
Elizabeth		S	2 1/2	Texas

FORM 10-636
1910 CENSUS INDEX - FAMILY

U.S. DEPARTMENT OF COMMERCE
BUREAU OF THE CENSUS

TEXAS

W300	HEAD OF FAMILY White John W		E.D. 6	SHEET 12
COLOR B	AGE 63	BIRTHPLACE		VOL. 2
COUNTY	Angelina		CITY	
OTHER MEMBERS OF FAMILY				
	NAME	RELATIONSHIP	AGE	BIRTHPLACE
-	Anna	W	18	
C	Manda	D	14	
	Jesse	S	13	
	Shirley	S	12	

FORM 10-636
1910 CENSUS INDEX - FAMILY

U.S. DEPARTMENT OF COMMERCE
BUREAU OF THE CENSUS

TEXAS

10300		HEAD OF FAMILY <i>White John W</i>		E.D. 56	SHEET 265
COLOR <i>W</i>	AGE 44	BIRTHPLACE <i>Tenn</i>		VOL. 77	
COUNTY Hopkins	CITY				
OTHER MEMBERS OF FAMILY					
NAME		RELATIONSHIP	AGE	BIRTHPLACE	
<i>Ellice</i>		<i>W</i>	<i>47</i>	<i>Tenn</i>	
<i>Arthur</i>		<i>S</i>	<i>21</i>		
<i>Lucy</i>		<i>D</i>	<i>17</i>		
<i>Willie</i>		<i>S</i>	<i>14</i>		
<i>Hubert</i>		<i>S</i>	<i>13</i>		
<i>John</i>		<i>S</i>	<i>7</i>		

FORM 10 636
1910 CENSUS INDEX - FAMILY

U. S. DEPARTMENT OF COMMERCE
BUREAU OF THE CENSUS

TEXAS

W. 3.		HEAD OF FAMILY		E.D.	SHEET
White		John W		61	259
COLOR	AGE	BIRTHPLACE		VOL.	
W	40	Tenn.		76	
COUNTY			CITY		
Hopkins					
OTHER MEMBERS OF FAMILY					
NAME		RELATIONSHIP	AGE	BIRTHPLACE	
Minnie L		W	36	Ky	
Henry H		S	14		
John F		S	12		
William L		S	9		
Walter J		S	6		
Mary C		S	3		
Dorothy Elizabeth		MD	12	Tenn.	

FORM 10-636

1910 CENSUS INDEX - FAMILY

U. S. DEPARTMENT OF COMMERCE
BUREAU OF THE CENSUS

TEXAS

10-300	HEAD OF FAMILY Wood John W		E.D. 39	SHEET 261
COLOR W	AGE 54	BIRTHPLACE Ga	VOL. 33	
COUNTY	Dallas		CITY Dallas	
OTHER MEMBERS OF FAMILY				
NAME		RELATIONSHIP	AGE	BIRTHPLACE
Mary		W	50	Ga
Julia		D	22	
Mary		S	77	
Alice		D	15	
Walter		S	12	
Cynthia		D	8	

FORM 10 636
1910 CENSUS INDEX - FAMILY

U.S. DEPARTMENT OF COMMERCE
BUREAU OF THE CENSUS

W 300		NAME OF INDIVIDUAL		TEXAS	
COLOR	W	AGE	37	BIRTHPLACE	White John W Ala
COUNTY		Dallam		CITY	Dallas
ENUMERATED WITH		No Head Given			
RELATIONSHIP TO ABOVE					
<input type="checkbox"/> SON	<input type="checkbox"/> NEPHEW	<input type="checkbox"/> STEPSON			
<input type="checkbox"/> DAUGHTER	<input type="checkbox"/> NIECE	<input type="checkbox"/> STEPDAUGHTER			
<input type="checkbox"/> BROTHER	<input type="checkbox"/> FATHER-IN-LAW	<input type="checkbox"/> COUSIN			
<input type="checkbox"/> SISTER	<input type="checkbox"/> MOTHER-IN-LAW	<input type="checkbox"/> HIRED MAN			
<input type="checkbox"/> FATHER	<input type="checkbox"/> SON-IN-LAW	<input checked="" type="checkbox"/> ROOMER			
<input type="checkbox"/> MOTHER	<input type="checkbox"/> DAUGHTER-IN-LAW	<input type="checkbox"/> SERVANT			
<input type="checkbox"/> GRANDSON	<input type="checkbox"/> BROTHER-IN-LAW	<input type="checkbox"/> OTHER (Specify)			
<input type="checkbox"/> GRANDDAUGHTER	<input type="checkbox"/> SISTER-IN-LAW				
<input type="checkbox"/> GRANDCHILD	<input type="checkbox"/> ORPHAN				

FORM 10.637
1910 CENSUS INDEX - INDIVIDUAL

U.S. DEPARTMENT OF COMMERCE
BUREAU OF THE CENSUS

TEXAS

U. 300	HEAD OF FAMILY		Wyatt John W	E. D.	SHEET
COLOR	AGE	BIRTHPLACE		VOL.	
W	60	Tenn		17	
COUNTY			CITY		
Brown					
OTHER MEMBERS OF FAMILY					
NAME		RELATIONSHIP	AGE	BIRTHPLACE	
Wyatt Jane		W	44		
/ Willie		S	16		
/ Rubin		S	14		
/ Olo		D	13		
/ Wesley		S	10		
/ Robert		S	7		

FORM 10-636
1910 CENSUS INDEX - FAMILY

U. S. DEPARTMENT OF COMMERCE
BUREAU OF THE CENSUS

TEXAS

W 300	HEAD OF FAMILY		Hord John W		E.O.	SHEET
COLOR	AGE	BIRTHPLACE		VOL.		
White	49	Ga		91		
COUNTY	Lamar			CITY		
OTHER MEMBERS OF FAMILY						
NAME		RELATIONSHIP	AGE	BIRTHPLACE		
Hannah		W	52	Ala		
Arthur		S	21	1		
Barry		S	16			
Almeta		D	13			
Newton		S	9			
Hatfield Thine		M.L	84	Ala		

FORM 10-636
1910 CENSUS INDEX - FAMILY

U.S. DEPARTMENT OF COMMERCE
BUREAU OF THE CENSUS

TEXAS

W300		HEAD OF FAMILY		E.D.	SHEET
COLOR	AGE	BIRTHPLACE		78	316
COUNTY	Lamar		CITY	VOL. 90	
OTHER MEMBERS OF FAMILY					
NAME		RELATIONSHIP	AGE	BIRTHPLACE	
Augusta A		W	41		
Wm F		D	22		
Elizabeth		D	14		

FORM 10-636

1910 CENSUS INDEX - FAMILY

U.S. DEPARTMENT OF COMMERCE
BUREAU OF THE CENSUS

W 300		NAME OF INDIVIDUAL Walker John W		E.D. TEXAS 164 71	
COLOR - W	AGE 32	BIRTHPLACE		VOL. 141	
COUNTY			CITY Walker		
ENUMERATED WITH Lily Charles					
RELATIONSHIP TO ABOVE					
<input checked="" type="checkbox"/> SON	<input type="checkbox"/> NEPHEW	<input type="checkbox"/> STEPSON			
<input type="checkbox"/> DAUGHTER	<input type="checkbox"/> NIECE	<input type="checkbox"/> STEPDAUGHTER			
<input type="checkbox"/> BROTHER	<input type="checkbox"/> FATHER-IN-LAW	<input type="checkbox"/> COUSIN			
<input type="checkbox"/> SISTER	<input type="checkbox"/> MOTHER-IN-LAW	<input type="checkbox"/> HIRED MAN			
<input type="checkbox"/> FATHER	<input type="checkbox"/> SON-IN-LAW	<input type="checkbox"/> ROOMER			
<input type="checkbox"/> MOTHER	<input type="checkbox"/> DAUGHTER-IN-LAW	<input type="checkbox"/> SERVANT			
<input type="checkbox"/> GRANDSON	<input type="checkbox"/> BROTHER-IN-LAW	<input type="checkbox"/> OTHER (Specify)			
<input type="checkbox"/> GRANDDAUGHTER	<input type="checkbox"/> SISTER-IN-LAW				
<input type="checkbox"/> GRANDCHILD	<input type="checkbox"/> ORPHAN				

FORM BC-627 (5-5-67)
FORMERLY 10-637

1910 CENSUS INDEX - INDIVIDUAL

U.S. DEPARTMENT OF COMMERCE
BUREAU OF THE CENSUS

TEXAS

W. 300	HEAD OF FAMILY White John W		E.D. 28	SHEET 339
COLOR B	AGE 61	BIRTHPLACE	VOL. 58	
COUNTY	Grimes		CITY	
OTHER MEMBERS OF FAMILY				
NAME		RELATIONSHIP	AGE	BIRTHPLACE
Nancy		W.	56	
Elinor L.		S.	15	

FORM 10-636

1910 CENSUS INDEX - FAMILY

U.S. DEPARTMENT OF COMMERCE
BUREAU OF THE CENSUS

TEXAS

W300	HEAD OF FAMILY - White John W		E.D. 81	SHEET 37
COLOR W	AGE 31	BIRTHPLACE	VOL. 61	
COUNTY Grayson		CITY Denison		
OTHER MEMBERS OF FAMILY				
NAME		RELATIONSHIP	AGE	BIRTHPLACE
Ella L.		W	31	
Helen		D	8	
Holland Mary		ML	48	La.

FORM 10-836
1910 CENSUS INDEX - FAMILY

U. S. DEPARTMENT OF COMMERCE
BUREAU OF THE CENSUS

TEXAS

W300	HEAD OF FAMILY W. White		John W.	E.D. 27	SHEET 13
COLOR W	AGE 22	BIRTHPLACE		VOL. 7	
COUNTY Bell		CITY			
OTHER MEMBERS OF FAMILY					
NAME		RELATIONSHIP	AGE	BIRTHPLACE	
Wesley		W	20		
Alvin		S	2		

FORM 10-636
1910 CENSUS INDEX - FAMILY

U. S. DEPARTMENT OF COMMERCE
BUREAU OF THE CENSUS

TEXAS

10300	HEAD OF FAMILY		Witt, John W.		E.D.	SHEET
COLOR	AGE	BIRTHPLACE		93	155	
W	37			VOL.	40	
COUNTY			Denton	CITY		
OTHER MEMBERS OF FAMILY						
NAME		RELATIONSHIP	AGE	BIRTHPLACE		
Raisy M.		W	28			
Hubert Jr.		S	9			
Eva M.		D	7			
Moses Jr.		S	2			
Chas. F.		S	12			

FORM 10-636

1910 CENSUS INDEX - FAMILY

U.S. DEPARTMENT OF COMMERCE
BUREAU OF THE CENSUS

TEXAS

HEAD OF FAMILY		E.D.	SHEET
Waller		171	107
COLOR	AGE	BIRTHPLACE	
W	32	Waller	
COUNTY		CITY	
Waller			
OTHER MEMBERS OF FAMILY			
NAME		RELATIONSHIP	AGE
Waller		W	21
Waller		D	9
B. Waller		D	1 1/2
Waller		M	62

FORM 10 636
1910 CENSUS INDEX - FAMILY

U.S. DEPARTMENT OF COMMERCE
BUREAU OF THE CENSUS

TEXAS

11.35		HEAD OF FAMILY		E.D.	SHEET
W. 35		W. 35		36	32
COLOR	AGE	BIRTHPLACE		VOL.	
W. 35	46	W. 35		65	
COUNTY	Harris			CITY	
				Houston	
OTHER MEMBERS OF FAMILY					
NAME		RELATIONSHIP	AGE	BIRTHPLACE	
Emily		W	27	Houston	

FORM 10-636
1910 CENSUS INDEX - FAMILY

U.S. DEPARTMENT OF COMMERCE
BUREAU OF THE CENSUS

TEXAS

W300	HEAD OF FAMILY Wood John W		E.D. 144	SHEET 368
COLOR W	AGE 55	BIRTHPLACE O - Ala	VOL. 106	
COUNTY Montgomery		CITY		
OTHER MEMBERS OF FAMILY				
	NAME	RELATIONSHIP	AGE	BIRTHPLACE
1	Eda Agnes	W	31	
	John B	S	4	
	Paula Belle	D	1	
	Amy	D	21	
	Allie	D	18	
	Johnny	S	16	
	Raymond	S	14	

FORM 10.638A
1910 CENSUS INDEX - INDIVIDUAL

U. S. DEPARTMENT OF COMMERCE
BUREAU OF THE CENSUS

TEXAS

W 300	HEAD OF FAMILY Wood John W		E.O. 18	SHEET 95
COLOR W	AGE 56	BIRTHPLACE Ark	VOL 48	
COUNTY Erath		CITY		
OTHER MEMBERS OF FAMILY				
NAME		RELATIONSHIP	AGE	BIRTHPLACE
Mary F		W	33	Ark
Child 2a		S	19	
Christopher C		S	15	
Byron W J		S	9	

FORM 10-636-
1910 CENSUS INDEX - FAMILY

U.S. DEPARTMENT OF COMMERCE
BUREAU OF THE CENSUS

TEXAS

6300		HEAD OF FAMILY		White John W.		E.D.	SHEET
COLOR	B	AGE	49	BIRTHPLACE	La	30	40
COUNTY	Erath			CITY	Thurber		
OTHER MEMBERS OF FAMILY							
NAME		RELATIONSHIP	AGE	BIRTHPLACE			
Willie		W	25	La			
Elizabeth		D	9				
John H.		S	7				
Alice		D	4				
Linda F. Brown		S	19				
J. L. Ba							

FORM 10-636

1910 CENSUS INDEX - FAMILY

U.S. DEPARTMENT OF COMMERCE
BUREAU OF THE CENSUS

TEXAS

W-300	HEAD OF FAMILY White John W		E.D. 18	SHEET 32
COLOR W	AGE 30	BIRTHPLACE Miss	VOL. 48	
COUNTY Erath		CITY		
OTHER MEMBERS OF FAMILY				
NAME		RELATIONSHIP	AGE	BIRTHPLACE
F. F.		W	30	
+ 1 orphan				

FORM 10-636
1910 CENSUS INDEX - FAMILY

U. S. DEPARTMENT OF COMMERCE
BUREAU OF THE CENSUS

TEXAS

W 300	HEAD OF FAMILY		E.D.	SHEET
	White John Wilburn		196	35
COLOR	AGE	BIRTHPLACE	VOL.	
- w	55		100	
COUNTY		CITY		
Mason				
OTHER MEMBERS OF FAMILY				
NAME		RELATIONSHIP	AGE	BIRTHPLACE
Gora J		w	43	Ohio
Lo-m J		s	17	
Jennie S		D	13	
Gula M		D	10	
Mary E		D	6	
Walton W		s	4	

FORM 10 636
1910 CENSUS INDEX - FAMILY

U. S. DEPARTMENT OF COMMERCE
BUREAU OF THE CENSUS

TEXAS

W300	HEAD OF FAMILY Wood John W		E.D. 28	SHEET 11
COLOR W	AGE 49	BIRTHPLACE Mo	VOL. 21	
COUNTY Childress		CITY		
OTHER MEMBERS OF FAMILY				
NAME		RELATIONSHIP	AGE	BIRTHPLACE
Adda		D		Mo
George		S		
Einer		S		
Williamson Amanda M		M	71	Ohio

FORM 10-636
1910 CENSUS INDEX - FAMILY

U.S. DEPARTMENT OF COMMERCE
BUREAU OF THE CENSUS

TEXAS

1436		HEAD OF FAMILY		Hood John W.		E.D.	SHEET
COLOR	W	AGE	BIRTHPLACE			104	55
COUNTY	Van Zandt			CITY	140		
OTHER MEMBERS OF FAMILY							
NAME		RELATIONSHIP	AGE	BIRTHPLACE			
	Minnie J.	W	40	Ark			
	Annie J.	D	23				
Steel	Cicero J.	U	76	Mo			

FORM 10-636
1910 CENSUS INDEX - FAMILY

U.S. DEPARTMENT OF COMMERCE
BUREAU OF THE CENSUS

TEXAS

HEAD OF FAMILY		- <i>W. Matt Johnson</i>		E.O.	SHEET
COLOR	AGE	BIRTHPLACE		93	147
<i>W</i>	<i>21</i>	<i>Upshur</i>		VOL.	<i>139</i>
COUNTY	Upshur		CITY		
OTHER MEMBERS OF FAMILY					
NAME		RELATIONSHIP	AGE	BIRTHPLACE	
<i>Jessie</i>		<i>W</i>	<i>33</i>		
<i>Sandy</i>		<i>S</i>	<i>7/12</i>		
<i>Martha</i>		<i>M</i>	<i>61</i>	<i>Miss</i>	

FORM 10-636
1910 CENSUS INDEX - FAMILY

U.S. DEPARTMENT OF COMMERCE
BUREAU OF THE CENSUS

TEXAS

1/302	HEAD OF FAMILY Wade, John W		E.O. 93	SHEET 42
COLOR W	AGE 55	BIRTHPLACE La	VOL. 139	
COUNTY Upshur		CITY		
OTHER MEMBERS OF FAMILY				
NAME		RELATIONSHIP	AGE	BIRTHPLACE
Lizzie		W	45	
James H		S	17	
Lucas H		S	14	
Mary W		S	11	
Opal		D	9	
Cora Lee		D	6	

FORM 10 636
1910 CENSUS INDEX - FAMILY

U.S. DEPARTMENT OF COMMERCE
BUREAU OF THE CENSUS

TEXAS

W300		HEAD OF FAMILY		Wood John W		E.O.	SHEET
COLOR	AGE	BIRTHPLACE				245	71
W-	50	Ark				VOL. 126	
COUNTY			Stephens		CITY		
OTHER MEMBERS OF FAMILY							
NAME		RELATIONSHIP	AGE	BIRTHPLACE			
Sarah A.		W	40				
Edna M.		D	16				
Elizabeth M.		D	14				
Lorraine		D	12				
Vivian G.		D	10				
William O.		S	8				
Edward C.		S	7				

FORM 10-636A

1910 CENSUS INDEX - INDIVIDUAL

U.S. DEPARTMENT OF COMMERCE
BUREAU OF THE CENSUS

TEXAS

W-300	HEAD OF FAMILY W. L. L. J. W.			E.D. 194	SHEET 5
COLOR w	AGE 41	BIRTHPLACE Canada	VOL. 112		
COUNTY Potter		CITY			
OTHER MEMBERS OF FAMILY					
NAME		RELATIONSHIP	AGE	BIRTHPLACE	
/ M. M.		w	32	Minn.	

FORM 10 636
1910 CENSUS INDEX - FAMILY

U. S. DEPARTMENT OF COMMERCE
BUREAU OF THE CENSUS

TEXAS

W300	NAME OF INDIVIDUAL <i>Wheat, John W</i>		E.D. 66	SHEET 32
COLOR W	AGE 30	BIRTHPLACE	VOL. 32	
COUNTY	Ellis	CITY		
ENUMERATED WITH	<i>Wheat, Thomas J.</i>			
RELATIONSHIP TO ABOVE				
<input type="checkbox"/> SON	<input type="checkbox"/> NEPHEW	<input checked="" type="checkbox"/> STEPSON		
<input type="checkbox"/> DAUGHTER	<input type="checkbox"/> NIECE	<input type="checkbox"/> STEPDAUGHTER		
<input checked="" type="checkbox"/> BROTHER	<input type="checkbox"/> FATHER-IN-LAW	<input type="checkbox"/> COUSIN		
<input type="checkbox"/> SISTER	<input type="checkbox"/> MOTHER-IN-LAW	<input type="checkbox"/> HIRED MAN		
<input type="checkbox"/> FATHER	<input type="checkbox"/> SON-IN-LAW	<input type="checkbox"/> ROOMER		
<input type="checkbox"/> MOTHER	<input type="checkbox"/> DAUGHTER-IN-LAW	<input type="checkbox"/> SERVANT		
<input type="checkbox"/> GRANDSON	<input type="checkbox"/> BROTHER-IN-LAW	<input type="checkbox"/> OTHER (Specify)		
<input type="checkbox"/> GRANDDAUGHTER	<input type="checkbox"/> SISTER-IN-LAW			
<input type="checkbox"/> GRANDCHILD	<input type="checkbox"/> ORPHAN			

FORM 10-637

1910 CENSUS INDEX - INDIVIDUAL

U. S. DEPARTMENT OF COMMERCE
BUREAU OF THE CENSUS

TEXAS

7-300	HEAD OF FAMILY W. C. [unclear]		E.D. 219	SHEET 83
COLOR W	AGE 39	BIRTHPLACE T. C.	VOL. 14-7	
COUNTY Wheeler		CITY		
OTHER MEMBERS OF FAMILY				
NAME	RELATIONSHIP	AGE	BIRTHPLACE	
W. C. [unclear]	W	30		
[unclear]	S	8		
[unclear]	S	4		
[unclear]	S	1 1/2		

FORM 10-636
1910 CENSUS INDEX - FAMILY

U. S. DEPARTMENT OF COMMERCE
BUREAU OF THE CENSUS

TEXAS

24 300	HEAD OF FAMILY white		John W	E.O. 283	SHEET 221
COLOR W	AGE 18	BIRTHPLACE Calif		VOL. 13.2	
COUNTY	Tom Green		CITY San Angelo		
OTHER MEMBERS OF FAMILY					
NAME		RELATIONSHIP	AGE	BIRTHPLACE	
Sarah		W	34	Okla	
James		S	20		
John		S	18		
Mary		S	6		
L. A. W.		S	13		
Paul		S	11		
L. A. W.		S	9		

FORM 10-636
1910 CENSUS INDEX - FAMILY

U S DEPARTMENT OF COMMERCE
BUREAU OF THE CENSUS

TEXAS

W300		HEAD OF FAMILY <i>Wood Geo. W</i>		E.D. <i>147</i>	SHEET <i>41</i>
COLOR <i>W</i>	AGE <i>74</i>	BIRTHPLACE <i>Tenn</i>		VOL. <i>46</i>	
COUNTY <i>Ellis</i>		CITY <i>Italy</i>			
OTHER MEMBERS OF FAMILY					
NAME	RELATIONSHIP	AGE	BIRTHPLACE		
<i>Royal C</i>	<i>S</i>	<i>12</i>			
<i>Pearry E</i>	<i>S</i>	<i>29</i>			
<i>Marguerite C</i>	<i>D</i>	<i>33</i>			

FORM 10-636

1910 CENSUS INDEX - FAMILY

U.S. DEPARTMENT OF COMMERCE
BUREAU OF THE CENSUS

TEXAS

W 300	HEAD OF FAMILY White John W		E.D. 51	SHEET 275
COLOR W	AGE 22	BIRTHPLACE	VOL. 52	
COUNTY Franklin		CITY		
OTHER MEMBERS OF FAMILY				
NAME		RELATIONSHIP	AGE	BIRTHPLACE
Winnifred		W	21	
Clay W		S	7/12	
Thomas W		S	7/12	

FORM 10 636

1910 CENSUS INDEX - FAMILY

U. S. DEPARTMENT OF COMMERCE
BUREAU OF THE CENSUS

TEXAS

W300	HEAD OF FAMILY		Wood, James W.	E.D.	SHEET
				27	11
COLOR	AGE	BIRTHPLACE	VOL.		
W	63	Texas	27		
COUNTY	Collin		CITY		
OTHER MEMBERS OF FAMILY					
	NAME	RELATIONSHIP	AGE	BIRTHPLACE	
	Mary E.	W	59	Texas	
	Barbara	D	20		
	William C.	S	17		

FORM 10-636

1910 CENSUS INDEX - FAMILY

U.S. DEPARTMENT OF COMMERCE
BUREAU OF THE CENSUS

TEXAS

W300		NAME OF INDIVIDUAL		E.D.	SHEET
Wood John W				20	9
COLOR	AGE	BIRTHPLACE		VOL.	
W	22			27	
COUNTY			CITY		
Collin					
ENUMERATED WITH					
Farrell Cephus S.					
RELATIONSHIP TO ABOVE					
<input type="checkbox"/> SON	<input type="checkbox"/> NEPHEW	<input checked="" type="checkbox"/> STEPSON			
<input type="checkbox"/> DAUGHTER	<input type="checkbox"/> NIECE	<input type="checkbox"/> STEPDAUGHTER			
<input type="checkbox"/> BROTHER	<input type="checkbox"/> FATHER-IN-LAW	<input type="checkbox"/> COUSIN			
<input type="checkbox"/> SISTER	<input type="checkbox"/> MOTHER-IN-LAW	<input type="checkbox"/> HIRED MAN			
<input type="checkbox"/> FATHER	<input type="checkbox"/> SON-IN-LAW	<input checked="" type="checkbox"/> ROOMER			
<input type="checkbox"/> MOTHER	<input type="checkbox"/> DAUGHTER-IN-LAW	<input type="checkbox"/> SERVANT			
<input type="checkbox"/> GRANDSON	<input type="checkbox"/> BROTHER-IN-LAW	<input type="checkbox"/> OTHER (Specify)			
<input type="checkbox"/> GRANDDAUGHTER	<input type="checkbox"/> SISTER-IN-LAW				
<input type="checkbox"/> GRANDCHILD	<input type="checkbox"/> ORPHAN				

FORM 10-837

1910 CENSUS INDEX - INDIVIDUAL

U.S. DEPARTMENT OF COMMERCE
BUREAU OF THE CENSUS

TEXAS

W 300	HEAD OF FAMILY Whitt John W		E.D. 175	SHEET 54
COLOR W	AGE 34	BIRTHPLACE Tex	VOL. 110	
COUNTY Nolan		CITY Spartanburg		
OTHER MEMBERS OF FAMILY				
NAME	RELATIONSHIP	AGE	BIRTHPLACE	
Jennie U	W	35	Tex	
William	S	12		
William M	S	7		
William	S	1		

FORM 10 636

1910 CENSUS INDEX - FAMILY

U.S. DEPARTMENT OF COMMERCE
BUREAU OF THE CENSUS

TEXAS

W 300		HEAD OF FAMILY		Wood John W.		E.D.	SHEET
W		AGE	BIRTHPLACE		VOL.		
W		53	John		94		
COUNTY				CITY			
Limestone							
OTHER MEMBERS OF FAMILY							
NAME		RELATIONSHIP	AGE	BIRTHPLACE			
Jennie T.		W	42	Iowa.			
Bertha B.		D	77				
John R.		S	13				
Dora L.		D	9				
Clyde H.		S	7				
Essie L.		D	5				

FORM 10 636
1910 CENSUS INDEX - FAMILY

U.S. DEPARTMENT OF COMMERCE
BUREAU OF THE CENSUS

TEXAS

60300	HEAD OF FAMILY		White John Whit		E. D.	SHEET
COLOR	AGE	BIRTHPLACE		VOL.		
- W	47			94		
COUNTY				CITY		
Liberty						
OTHER MEMBERS OF FAMILY						
NAME			RELATIONSHIP	AGE	BIRTHPLACE	
Living Alone						

FORM 10 636

1910 CENSUS INDEX - FAMILY -

U. S. DEPARTMENT OF COMMERCE
BUREAU OF THE CENSUS

TEXAS

TEXAS

W300	HEAD OF FAMILY Wood John W		E.D. 84	SHEET 4
COLOR W	AGE 41	BIRTHPLACE Ark Ark	VOL. 94	
COUNTY Liberty.		CITY		
OTHER MEMBERS OF FAMILY				
NAME	RELATIONSHIP	AGE	BIRTHPLACE	
Lucy S	W	32	Ala	
Lilla B	D	13		
Samuel	S	2		
E. Gray H	S	9		
Thelma M	D	7		
Gerrett	S	6		
George W	S	3		

FORM 10-636A
1910 CENSUS INDEX - INDIVIDUAL

U.S. DEPARTMENT OF COMMERCE
BUREAU OF THE CENSUS

TEXAS

6300	HEAD OF FAMILY		E.D.	SHEET
	Wood John W.		122	100
COLOR W	AGE 33	BIRTHPLACE	VOL. 72	
COUNTY	Howard	CITY		
OTHER MEMBERS OF FAMILY				
NAME		RELATIONSHIP	AGE	BIRTHPLACE
Cora L		W	32	Miss
Dimitrie		D	13	
Clark		S	11	
Lillian		D	9	
Essie		S	7	
Janie		S	5	
Maybell		D		Miss

FORM 10-636A
1910 CENSUS INDEX - INDIVIDUAL

U.S. DEPARTMENT OF COMMERCE
BUREAU OF THE CENSUS

TEXAS

W 300	HEAD OF FAMILY W-hite, John W.		E.D. 126	SHEET 160
COLOR W	AGE 25	BIRTHPLACE Tenn	VOL. 79	
COUNTY - Hunt		CITY		
OTHER MEMBERS OF FAMILY				
NAME		RELATION- SHIP	AGE	BIRTHPLACE
Lilley		W	24	
Ray		S	3	-

FORM 10 636
1910 CENSUS INDEX - FAMILY

U S. DEPARTMENT OF COMMERCE
BUREAU OF THE CENSUS

TEXAS

W 300	HEAD OF FAMILY W. H. [unclear] [unclear] W		E.D. 140	SHEET 33
COLOR W	AGE 45	BIRTHPLACE		VOL. 101
COUNTY Matagorda			CITY	
OTHER MEMBERS OF FAMILY				
NAME		RELATION- SHIP	AGE	BIRTHPLACE
-	W. H. [unclear]	W	45	-
-	W. H. [unclear]	S	15	
-	W. H. [unclear]	S	13	

FORM 10-636

1910 CENSUS INDEX - FAMILY

U. S. DEPARTMENT OF COMMERCE
BUREAU OF THE CENSUS

TEXAS

W300	HEAD OF FAMILY White John W		E.D. 86	SHEET 223
COLOR W	AGE 25	BIRTHPLACE		VOL. 122
COUNTY Somervell			CITY	
OTHER MEMBERS OF FAMILY				
NAME		RELATIONSHIP	AGE	BIRTHPLACE
Myrtle M		W	30	
Boyle L		S	1	
Susie A		Si	13	
Sam L B		B	11	

FORM 10-636
1910 CENSUS INDEX - FAMILY

U. S. DEPARTMENT OF COMMERCE
BUREAU OF THE CENSUS

TEXAS

10 300	HEAD OF FAMILY W. H. Hill - John W.		E.D. 80	SHEET 155.
COLOR W	AGE 35	BIRTHPLACE Ill	VOL. 115	
COUNTY Parker	CITY			
OTHER MEMBERS OF FAMILY				
NAME		RELATION- SHIP	AGE	BIRTHPLACE
/ Ellen		W	29	
/ Mattie G		D	11	

FORM 10 636
1910 CENSUS INDEX - FAMILY

U. S. DEPARTMENT OF COMMERCE
BUREAU OF THE CENSUS

TEXAS

11300	HEAD OF FAMILY W. W. W. John W.		E.O. 52	SHEET 11
COLOR W	AGE 37	BIRTHPLACE Tex	VOL. 121	
COUNTY Rusk	CITY			
OTHER MEMBERS OF FAMILY				
NAME		RELATIONSHIP	AGE	BIRTHPLACE
Eddie		W	33	
C. W.		S	15	
C. W.		NR	16	
Mary Ann		D	8	
Bettie Ann		D	5	
Jesse Beall		D	2	
H. W. W. Katie		S: C	28	

FORM 10 636
1910 CENSUS INDEX - FAMILY

U. S. DEPARTMENT OF COMMERCE
BUREAU OF THE CENSUS

TEXAS

W 305	HEAD OF FAMILY <i>Walter John</i>		E.D. 56	SHEET 177
COLOR <i>W</i>	AGE 65	BIRTHPLACE <i>Spain</i>	VOL. 12	
COUNTY Bexar	CITY San Antonio			
OTHER MEMBERS OF FAMILY				
NAME		RELATIONSHIP	AGE	BIRTHPLACE
<i>James</i>		<i>W</i>	<i>64</i>	<i>Spain</i>
<i>Bessie</i>		<i>W</i>	<i>64</i>	
<i>Edwin</i>			<i>32</i>	
<i>Rayton J. W.</i>		<i>W</i>	<i>28</i>	
<i>William</i>		<i>W</i>	<i>17 1/2</i>	

FORM 10 636
1910 CENSUS INDEX - FAMILY

U. S. DEPARTMENT OF COMMERCE
BUREAU OF THE CENSUS

TEXAS

W 300	NAME OF INDIVIDUAL <i>White John W</i>		E.C. <i>13</i>	SHEET <i>202</i>
COLOR <i>mu</i>	AGE <i>8</i>	BIRTHPLACE <i>Mex.</i>	VOL. <i>10</i>	
COUNTY Bexar		CITY San Antonio		
ENUMERATED WITH <i>Shirley, Sarah A.</i>				
RELATIONSHIP TO ABOVE				
<input type="checkbox"/> SON	<input type="checkbox"/> NEPHEW	<input type="checkbox"/> STEPSON		
<input type="checkbox"/> DAUGHTER	<input type="checkbox"/> NIECE	<input type="checkbox"/> STEPDAUGHTER		
<input type="checkbox"/> BROTHER	<input type="checkbox"/> FATHER-IN-LAW	<input type="checkbox"/> COUSIN		
<input type="checkbox"/> SISTER	<input type="checkbox"/> MOTHER-IN-LAW	<input type="checkbox"/> HIRED MAN		
<input type="checkbox"/> FATHER	<input type="checkbox"/> SON-IN-LAW	<input type="checkbox"/> ROOMER		
<input type="checkbox"/> MOTHER	<input type="checkbox"/> DAUGHTER-IN-LAW	<input type="checkbox"/> SERVANT		
<input checked="" type="checkbox"/> GRANDSON	<input type="checkbox"/> BROTHER-IN-LAW	<input type="checkbox"/> OTHER (Specify)		
<input type="checkbox"/> GRANDDAUGHTER	<input type="checkbox"/> SISTER-IN-LAW			
<input type="checkbox"/> GRANDCHILD	<input type="checkbox"/> ORPHAN			

FORM 10-637

1910 CENSUS INDEX - INDIVIDUAL

U. S. DEPARTMENT OF COMMERCE
BUREAU OF THE CENSUS

TEXAS

W300	NAME OF INDIVIDUAL <i>White John W</i>		E.D. <i>21</i>	SHEET <i>106</i>
COLOR <i>W</i>	AGE <i>42</i>	BIRTHPLACE		VOL. <i>11</i>
COUNTY <i>Bexar</i>		CITY <i>San Antonio</i>		
ENUMERATED WITH <i>Gore Otie</i>				
RELATIONSHIP TO ABOVE				
<input type="checkbox"/> SON	<input type="checkbox"/> NEPHEW	<input type="checkbox"/> STEPSON		
<input type="checkbox"/> DAUGHTER	<input type="checkbox"/> NIECE	<input type="checkbox"/> STEPDAUGHTER		
<input type="checkbox"/> BROTHER	<input type="checkbox"/> FATHER-IN-LAW	<input type="checkbox"/> COUSIN		
<input type="checkbox"/> SISTER	<input type="checkbox"/> MOTHER-IN-LAW	<input type="checkbox"/> HIRED MAN		
<input type="checkbox"/> FATHER	<input type="checkbox"/> SON-IN-LAW	<input checked="" type="checkbox"/> ROOMER		
<input type="checkbox"/> MOTHER	<input type="checkbox"/> DAUGHTER-IN-LAW	<input type="checkbox"/> SERVANT		
<input type="checkbox"/> GRANDSON	<input type="checkbox"/> BROTHER-IN-LAW	<input type="checkbox"/> OTHER (Specify)		
<input type="checkbox"/> GRANDDAUGHTER	<input type="checkbox"/> SISTER-IN-LAW			
<input type="checkbox"/> GRANDCHILD	<input type="checkbox"/> ORPHAN			

FORM 10-637
1910 CENSUS INDEX - INDIVIDUAL

U.S. DEPARTMENT OF COMMERCE
BUREAU OF THE CENSUS

TEXAS

W300	HEAD OF FAMILY Wife John W		E.O. 15	SHEET 162
COLOR B.	AGE 44	BIRTHPLACE Germany	VOL. 98	
COUNTY McLennan		CITY 0		
OTHER MEMBERS OF FAMILY				
	NAME	RELATIONSHIP	AGE	BIRTHPLACE
	Emma	W.	35	
	Helen	D	18	
	Ida	D	16	
	Willie	S	14	
	Herman	S	12	
	Agnes	D	6	
1	Estel	D	4	

FORM 10-636A
1910 CENSUS INDEX - INDIVIDUAL

U.S. DEPARTMENT OF COMMERCE
BUREAU OF THE CENSUS

TEXAS

20300		HEAD OF FAMILY		Watts John W		E.D.	SHEET
COLOR	W	AGE	44	BIRTHPLACE	Miss	134	143
COUNTY				Wood		VOL. 149	
				CITY			
OTHER MEMBERS OF FAMILY							
NAME		RELATION- SHIP	AGE	BIRTHPLACE			
Lenora		W	47	Miss			
Letha V		D	20				
Virginia E		D	17				
Arthur		S	16				
Vester L		S	14				
Melvina		D	12				
Wisley B		S	10				

FORM 10-636
1910 CENSUS INDEX - FAMILY

U.S. DEPARTMENT OF COMMERCE
BUREAU OF THE CENSUS

TEXAS

1370		HEAD OF FAMILY		Wheat, John W.		E.D.	SHEET
COLOR		AGE	BIRTHPLACE		VOL.		
W		39			148		
COUNTY			Wise		CITY		
OTHER MEMBERS OF FAMILY							
NAME		RELATIONSHIP	AGE	BIRTHPLACE			
Jannie J.		W	34				
Edgar W.		S	12				
Ernest L.		S	8				
Thomas B.		S	6				
Joel		S	11/3				

FORM 10-636

1970 CENSUS INDEX - FAMILY

U.S. DEPARTMENT OF COMMERCE
BUREAU OF THE CENSUS

TEXAS

1630		HEAD OF FAMILY		E.O.	SHEET
R		John H		12	311
COLOR	AGE	BIRTHPLACE		VOL.	74
Henderson		Athens			
OTHER MEMBERS OF FAMILY					
NAME		RELATIONSHIP	AGE	BIRTHPLACE	
Florence		w	43	Miss	
Charles A			18		
Lena M			14		
Rubie E			12		
Katie L			9		
Mildred C			6		
and 1 Bo					

FORM 10 636

1910 CENSUS INDEX - FAMILY

U. S. DEPARTMENT OF COMMERCE
BUREAU OF THE CENSUS

TEXAS

111300	HEAD OF FAMILY		White John V		E.O.	SHEET
COLOR W	AGE 49	BIRTHPLACE Ala.		115	120	
COUNTY			Harris		CITY	70
OTHER MEMBERS OF FAMILY						
NAME		RELATIONSHIP	AGE	BIRTHPLACE		
living alone						

FORM 10-636
1910 CENSUS INDEX - FAMILY

U. S. DEPARTMENT OF COMMERCE
BUREAU OF THE CENSUS

TEXAS

102500	HEAD OF FAMILY Perkins, Mrs J		E.D. 735	SHEET 20
COLOR W	AGE 48	BIRTHPLACE W. Va.	VOL. 149	
COUNTY WOOD		CITY		
OTHER MEMBERS OF FAMILY				
NAME		RELATIONSHIP	AGE	BIRTHPLACE
Helie V		W	48	W. Va.
Carroll M		D	21	/
Mary E		D	17	/
Evel		D	11	/

FORM 10 636
1910 CENSUS INDEX - FAMILY

U. S. DEPARTMENT OF COMMERCE
BUREAU OF THE CENSUS

W300		HEAD OF FAMILY		TEXAS	
Wade John J.		AGE		E.O.	SHEET
COLOR	W	57	BIRTHPLACE	90	7
COUNTY	Dallas	CITY		VOL.	37
OTHER MEMBERS OF FAMILY					
NAME		RELATIONSHIP	AGE	BIRTHPLACE	
Georgia W		W	53	Ala	
Willie F		S	26	Ark	
Maggie L		D	17	Ark	
Maudie E		D	15	Ark	

FORM 10.636
1910 CENSUS INDEX - FAMILY

U.S. DEPARTMENT OF COMMERCE
BUREAU OF THE CENSUS

TEXAS

W 300	HEAD OF FAMILY		White, John J	E.O.	SHEET
				58	14
COLOR	AGE	BIRTHPLACE		VOL.	
W	37			77	
COUNTY	Hopkins		CITY		
			Superior Springs		
OTHER MEMBERS OF FAMILY					
NAME		RELATIONSHIP	AGE	BIRTHPLACE	
Virgie		W	27		
Mary		D	7		
Geo. L.		S	5		

FORM 10-636
1910 CENSUS INDEX - FAMILY

U. S. DEPARTMENT OF COMMERCE
BUREAU OF THE CENSUS

TEXAS

W300		HEAD OF FAMILY Witt John T		E.D. 11	SHEET 186
COLOR W	AGE 65	BIRTHPLACE		VOL. 36	
COUNTY			CITY		
OTHER MEMBERS OF FAMILY					
NAME		RELATIONSHIP	AGE	BIRTHPLACE	
Louisa D.		W	49		
Bryant A.		GS	12		
Lettie Mary		D	27		
Felix		D	2		

FORM 10 636
1910 CENSUS INDEX - FAMILY

U. S. DEPARTMENT OF COMMERCE
BUREAU OF THE CENSUS

TEXAS

W 300	NAME OF INDIVIDUAL <i>White John W</i>		E.D. <i>32</i>	SHEET <i>125</i>
COLOR <i>B-</i>	AGE <i>2</i>	BIRTHPLACE	VOL. <i>33</i>	

COUNTY	<i>Dallas</i>	CITY	<i>Dallas</i>
--------	---------------	------	---------------

ENUMERATED WITH
Ray John W.

RELATIONSHIP TO ABOVE

<input type="checkbox"/> SON	<input checked="" type="checkbox"/> NEPHEW	<input type="checkbox"/> STEPSON
<input type="checkbox"/> DAUGHTER	<input type="checkbox"/> NIECE	<input type="checkbox"/> STEPDAUGHTER
<input type="checkbox"/> BROTHER	<input type="checkbox"/> FATHER-IN-LAW	<input type="checkbox"/> COUSIN
<input type="checkbox"/> SISTER	<input type="checkbox"/> MOTHER-IN-LAW	<input type="checkbox"/> HIRED MAN
<input type="checkbox"/> FATHER	<input type="checkbox"/> SON-IN-LAW	<input type="checkbox"/> ROOMER
<input type="checkbox"/> MOTHER	<input type="checkbox"/> DAUGHTER-IN-LAW	<input type="checkbox"/> SERVANT
<input checked="" type="checkbox"/> GRANDSON	<input type="checkbox"/> BROTHER-IN-LAW	<input type="checkbox"/> OTHER (Specify)
<input type="checkbox"/> GRANDDAUGHTER	<input type="checkbox"/> SISTER-IN-LAW	
<input type="checkbox"/> GRANDCHILD	<input type="checkbox"/> ORPHAN	

FORM 10 637
1910 CENSUS INDEX - INDIVIDUAL

U.S. DEPARTMENT OF COMMERCE
BUREAU OF THE CENSUS

TEXAS

W 300		NAME OF INDIVIDUAL <i>W. Hite John J</i>		E.D. <i>32</i>	SHEET <i>125</i>
COLOR <i>B</i>	AGE <i>36</i>	BIRTHPLACE <i>La.</i>		VOL. <i>33</i>	
COUNTY <i>Dallas</i>		CITY <i>Dallas</i>			
ENUMERATED WITH <i>Ray John W</i>					
RELATIONSHIP TO ABOVE					
<input type="checkbox"/> SON	<input type="checkbox"/> NEPHEW	<input type="checkbox"/> STEPSON			
<input type="checkbox"/> DAUGHTER	<input type="checkbox"/> NIECE	<input type="checkbox"/> STEPDAUGHTER			
<input type="checkbox"/> BROTHER	<input type="checkbox"/> FATHER-IN-LAW	<input type="checkbox"/> COUSIN			
<input type="checkbox"/> SISTER	<input type="checkbox"/> MOTHER-IN-LAW	<input type="checkbox"/> HIRED MAN			
<input type="checkbox"/> FATHER	<input checked="" type="checkbox"/> SON-IN-LAW	<input type="checkbox"/> ROOMER			
<input type="checkbox"/> MOTHER	<input type="checkbox"/> DAUGHTER-IN-LAW	<input type="checkbox"/> SERVANT			
<input type="checkbox"/> GRANDSON	<input type="checkbox"/> BROTHER-IN-LAW	<input type="checkbox"/> OTHER (Specify)			
<input type="checkbox"/> GRANDDAUGHTER	<input type="checkbox"/> SISTER-IN-LAW				
<input type="checkbox"/> GRANDCHILD	<input type="checkbox"/> ORPHAN				

FORM 10-637

1910 CENSUS INDEX - INDIVIDUAL

U.S. DEPARTMENT OF COMMERCE
BUREAU OF THE CENSUS

TEXAS

W 300		HEAD OF FAMILY Witt John Y		E. P. 98	SHEET 10
COLOR W	AGE 30	BIRTHPLACE Ark.		VOL. 17	
COUNTY Brown			CITY		
OTHER MEMBERS OF FAMILY					
NAME		RELATION- SHIP	AGE	BIRTHPLACE	
Witt Mamie		W	27		
/ Thelma		D	5		
/ Melba		D	3		

FORM 10-636

1910 CENSUS INDEX - FAMILY

U. S. DEPARTMENT OF COMMERCE
BUREAU OF THE CENSUS

TEXAS

W300	NAME OF INDIVIDUAL <i>Wickite John T</i>		E.O. 94	SHEET 3
COLOR <i>W</i>	AGE <i>36</i>	BIRTHPLACE	VOL. <i>17</i>	
COUNTY <i>Brown</i>		CITY <i>Brownwood</i>		
ENUMERATED WITH <i>Taylor, Mollie</i>				
RELATIONSHIP TO ABOVE				
<input type="checkbox"/> SON	<input type="checkbox"/> NEPHEW	<input type="checkbox"/> STEPSON		
<input type="checkbox"/> DAUGHTER	<input type="checkbox"/> NECE	<input type="checkbox"/> STEPDAUGHTER		
<input type="checkbox"/> BROTHER	<input type="checkbox"/> FATHER-IN-LAW	<input type="checkbox"/> COUSIN		
<input type="checkbox"/> SISTER	<input type="checkbox"/> MOTHER-IN-LAW	<input type="checkbox"/> HIRED MAN		
<input type="checkbox"/> FATHER	<input type="checkbox"/> SON-IN-LAW	<input checked="" type="checkbox"/> ROOMER		
<input type="checkbox"/> MOTHER	<input type="checkbox"/> DAUGHTER-IN-LAW	<input type="checkbox"/> SERVANT		
<input type="checkbox"/> GRANDSON	<input type="checkbox"/> BROTHER-IN-LAW	<input type="checkbox"/> OTHER (Specify)		
<input type="checkbox"/> GRANDDAUGHTER	<input type="checkbox"/> SISTER-IN-LAW			
<input type="checkbox"/> GRANDCHILD	<input type="checkbox"/> ORPHAN			

FORM 10-637
1910 CENSUS INDEX - INDIVIDUAL

U. S. DEPARTMENT OF COMMERCE
BUREAU OF THE CENSUS

TEXAS 1

W 300		HEAD OF FAMILY		White, John I.		E.D.	SHEET
COLOR	W	AGE	37	BIRTHPLACE	Miss	46	187
COUNTY	Bexar			CITY	San Antonio		
OTHER MEMBERS OF FAMILY							
NAME		RELATIONSHIP	AGE	BIRTHPLACE			
Millie		W	39				
Jesse		S	15				
Pearl		D	13				
Lila		D	10				
Bratton, Laura		C	70	Miss			

FORM 10 636
1910 CENSUS INDEX - FAMILY

U. S. DEPARTMENT OF COMMERCE
BUREAU OF THE CENSUS

TEXAS

W300	HEAD OF FAMILY		White John J.		E.D.	SHEET
COLOR	AGE	BIRTHPLACE			42	270
W	53	La			VOL.	85
COUNTY	Johnson		CITY			
OTHER MEMBERS OF FAMILY						
	NAME	RELATIONSHIP	AGE	BIRTHPLACE		
-	Ida J.	W	42	Ill.		
	Lucy J.	-	24	Tenn.		
	Elmer J.	2	19			

FORM 10 636

1910 CENSUS INDEX - FAMILY

U S DEPARTMENT OF COMMERCE
BUREAU OF THE CENSUS

TEXAS

W300	HEAD OF FAMILY White John J.		E.D. 134	SHEET 322
COLOR W	AGE 68	BIRTHPLACE Tenn	VOL. 86	
COUNTY Jones		CITY		
OTHER MEMBERS OF FAMILY				
NAME	RELATIONSHIP	AGE	BIRTHPLACE	
Jasa	W	63	W. Va.	
Edgar	S	28		
Matthie	PK	20		
Odesa M.	LD	2		

FORM 10-636

1910 CENSUS INDEX - FAMILY

U.S. DEPARTMENT OF COMMERCE
BUREAU OF THE CENSUS

TEXAS

W300		HEAD OF FAMILY		Wood, J. W. T.		E.D.	SHEET
73		201					
COLOR	W	AGE	33	BIRTHPLACE	21201	VOL.	45
COUNTY				CITY			
OTHER MEMBERS OF FAMILY							
NAME		RELATIONSHIP	AGE	BIRTHPLACE			
Carmada S		W	51	21201			
Helen E		S	23	1			
41 R							

FORM 10 636
1910 CENSUS INDEX - FAMILY

U. S. DEPARTMENT OF COMMERCE
BUREAU OF THE CENSUS

TEXAS

W 300	HEAD OF FAMILY		White John T	E.D.	SHEET
COLOR	AGE	BIRTHPLACE		59	12
W	25	Obla		VOL.	31
COUNTY			CITY		
Cooke					
OTHER MEMBERS OF FAMILY					
NAME		RELATIONSHIP	AGE	BIRTHPLACE	
Dora		W	12		
Gladys		D	4 1/2	Obla	

FORM 10-636
1910 CENSUS INDEX - FAMILY

U.S. DEPARTMENT OF COMMERCE
BUREAU OF THE CENSUS

TEXAS

111300		HEAD OF FAMILY		White John T.		E.D.	SHEET
COLOR	W	AGE	41	BIRTHPLACE	W.C.	VOL.	6
COUNTY				Baylor		CITY	
				Higgins			
OTHER MEMBERS OF FAMILY							
NAME		RELATIONSHIP	AGE	BIRTHPLACE			
Johnnie W.		W	40	Mo			
Carroll		D	12				
Evelyn		D	11				
- Mary		D	9				

FORM 10-636
1910 CENSUS INDEX - FAMILY

U.S. DEPARTMENT OF COMMERCE
BUREAU OF THE CENSUS

TEXAS

1502		HEAD OF FAMILY		White, John J.		E.D.	SHEET
COLOR	W	AGE	47	BIRTHPLACE	Tenn.	159	275
COUNTY	Hill			CITY	75		
OTHER MEMBERS OF FAMILY							
NAME		RELATIONSHIP	AGE	BIRTHPLACE			
Mary J		W	38	Tenn			
Hill		S	19	I			

FORM 10 636
1910 CENSUS INDEX - FAMILY

U. S. DEPARTMENT OF COMMERCE
BUREAU OF THE CENSUS

TEXAS

W300		NAME OF INDIVIDUAL		E.D.	SHEET
W		AGE	BIRTHPLACE	70	110
COUNTY		CITY		VOL.	
Harris		Houston		62	
ENUMERATED WITH					
Day Arthur H.					
RELATIONSHIP TO ABOVE					
<input type="checkbox"/> SON	<input type="checkbox"/> NEPHEW	<input type="checkbox"/> STEPSON			
<input type="checkbox"/> DAUGHTER	<input type="checkbox"/> NIECE	<input type="checkbox"/> STEPDAUGHTER			
<input type="checkbox"/> BROTHER	<input type="checkbox"/> FATHER-IN-LAW	<input type="checkbox"/> COUSIN			
<input type="checkbox"/> SISTL	<input type="checkbox"/> MOTHER-IN-LAW	<input type="checkbox"/> HIRED MAN			
<input type="checkbox"/> FATHER	<input type="checkbox"/> SON-IN-LAW	<input checked="" type="checkbox"/> ROOMER			
<input type="checkbox"/> MOTHER	<input type="checkbox"/> DAUGHTER-IN-LAW	<input type="checkbox"/> SERVANT			
<input type="checkbox"/> GRANDSON	<input type="checkbox"/> BROTHER-IN-LAW	<input type="checkbox"/> OTHER (Specify)			
<input type="checkbox"/> GRANDDAUGHTER	<input type="checkbox"/> SISTER-IN-LAW				
<input type="checkbox"/> GRANDCHILD	<input type="checkbox"/> ORPHAN				

FORM 10 637
1910 CENSUS INDEX - INDIVIDUAL

U. S. DEPARTMENT OF COMMERCE
BUREAU OF THE CENSUS

TEXAS

10300	HEAD OF FAMILY Wynatt John T.		E.D. 138	SHEET 61
COLOR W	AGE 55	BIRTHPLACE Tenn	VOL. 65	
COUNTY Hardeman		CITY		
OTHER MEMBERS OF FAMILY				
NAME	RELATIONSHIP	AGE	BIRTHPLACE	
1 Emma	W	50	Tenn	
Ball John	SL	30	Ala	
1 Nettie	D	32		
1 Roy	GC	3		

FORM 10-636

1910 CENSUS INDEX - FAMILY

U.S. DEPARTMENT OF COMMERCE
BUREAU OF THE CENSUS

TEXAS

6-300	HEAD OF FAMILY <i>White John - 1</i>		E.O. <i>27</i>	SHEET <i>11</i>
COLOR <i>W</i>	AGE <i>33</i>	BIRTHPLACE <i>Ala</i>	VOL. <i>21</i>	
COUNTY <i>Childress</i>		CITY		
OTHER MEMBERS OF FAMILY				
NAME		RELATIONSHIP	AGE	BIRTHPLACE
<i>Ada</i>		<i>W</i>	<i>24</i>	<i>Ala</i>
<i>Elma</i>		<i>S</i>	<i>7</i>	
<i>Gladys</i>		<i>D</i>	<i>4</i>	

FORM 10-636
1910 CENSUS INDEX - FAMILY

U. S. DEPARTMENT OF COMMERCE
BUREAU OF THE CENSUS

TEXAS

W300	HEAD OF FAMILY W. W. White John J		E.D. 185	SHEET 342
COLOR W	AGE 40	BIRTHPLACE mo	VOL. 113	
COUNTY Palo Pinto		CITY		
OTHER MEMBERS OF FAMILY				
	NAME	RELATIONSHIP	AGE	BIRTHPLACE
	Lea	W	39	Ark
	Henry	S	20	
	Wbley	S	18	
	Lester	S	16	
	Bessie	S	14	
	Hulbert	S	11	
	Fred	S	8	

FORM 10-636A
1910 CENSUS INDEX - INDIVIDUAL

U.S. DEPARTMENT OF COMMERCE
BUREAU OF THE CENSUS

W300		HEAD OF FAMILY		TEXAS	
COLOR	W	AGE	44	BIRTHPLACE	W. Kite, John T.
COUNTY				E.D.	SHEET
Sterling				248	225
CITY				VOL.	126
OTHER MEMBERS OF FAMILY					
NAME		RELATIONSHIP	AGE	BIRTHPLACE	
Lizae		W	36		
Senter, William M		SD	13		
Mystlea		SD	11		

FORM 10 636
1910 CENSUS INDEX - FAMILY

U. S. DEPARTMENT OF COMMERCE
BUREAU OF THE CENSUS

TEXAS

W300	HEAD OF FAMILY White Jackson T.		E.D. 38	SHEET 261
COLOR W	AGE 29	BIRTHPLACE	VOL. 73	
COUNTY Hood	CITY			
OTHER MEMBERS OF FAMILY				
NAME		RELATIONSHIP	AGE	BIRTHPLACE
1 Edward		W	20	
1 Lillian		SD	6	
1 May		SS	1/2	

FORM 10 636
1910 CENSUS INDEX - FAMILY

U. S. DEPARTMENT OF COMMERCE
BUREAU OF THE CENSUS

TEXAS

HEAD OF FAMILY		E. D.		SHEET	
COLOR	AGE	BIRTHPLACE	VOL.		
W	45	Jack	81		
COUNTY	CITY				
Jack	Jackboro				
OTHER MEMBERS OF FAMILY					
NAME	RELATIONSHIP	AGE	BIRTHPLACE		
Jennie	W	33			
Ernestine	D	18			
Wesley	S	16			
Wesley	S	12			
Wesley	S	10			
1-26					
1-80					

FORM 10 636

1910 CENSUS INDEX - FAMILY

U. S. DEPARTMENT OF COMMERCE
BUREAU OF THE CENSUS

TEXAS

W. 300		HEAD OF FAMILY		Wood John T		E.D.	SHEET
COLOR	W	AGE	32	BIRTHPLACE		81	5
COUNTY				CITY		VOL.	
-				Smith		126	
OTHER MEMBERS OF FAMILY							
NAME		RELATIONSHIP	AGE	BIRTHPLACE			
Edas		W	1				
Hanson R		S	1/2				

FORM 10-030
1910 CENSUS INDEX - FAMILY

U. S. DEPARTMENT OF COMMERCE
BUREAU OF THE CENSUS

TEXAS

U 300	HEAD OF FAMILY		W White, John T.		E.D.	SHEET
COLOR	AGE	BIRTHPLACE			214	3
W	49	Missouri			VOL.	120
COUNTY	Runnels		CITY			
OTHER MEMBERS OF FAMILY						
NAME			RELATIONSHIP	AGE	BIRTHPLACE	
Artie			0	13		
Ernest R.			5	5		

FORM 10 636
1910 CENSUS INDEX - FAMILY

U.S. DEPARTMENT OF COMMERCE
BUREAU OF THE CENSUS

TEXAS

6300		HEAD OF FAMILY		E.D.	SHEET
Lilbert		John T.		270	246
COLOR	AGE	BIRTHPLACE		VOL.	
W	29			- 133	
COUNTY			CITY		
Taylor					
OTHER MEMBERS OF FAMILY					
NAME		RELATIONSHIP	AGE	BIRTHPLACE	
Robert		4	25		
Helen		11	3		
Homer		5	1		
Bingham		13	20		
Bert					

FORM 10 626
1910 CENSUS INDEX - FAMILY

U. S. DEPARTMENT OF COMMERCE
BUREAU OF THE CENSUS

TEXAS

W 30-0	HEAD OF FAMILY		Wood Geo S.	E.D.	SHEET
COLOR - W	AGE 52	BIRTH PLACE W.Va		53	270
COUNTY Johnson			CITY		
OTHER MEMBERS OF FAMILY					
NAME		RELATIONSHIP	AGE	BIRTHPLACE	
Lula		W	34		
Bessie		D	19		
Evel		D	17		
Herndon		S	15		
Earley		S	13		
Luelle		P	11		
Clifton		S	9		

FORM 10-636A
1910 CENSUS INDEX - INDIVIDUAL

U. S. DEPARTMENT OF COMMERCE
BUREAU OF THE CENSUS

W 300		HEAD OF FAMILY		Wade, John S.		TEXAS	
COLOR	W	AGE	61	BIRTHPLACE	Tenn	E.D.	100
COUNTY						SHEET	4
Grayson				CITY		VOL. 62	
OTHER MEMBERS OF FAMILY							
NAME		RELATIONSHIP	AGE	BIRTHPLACE			
Lizzie C.		W	50	Tenn.			
Alva B.		S	32				
Campbell		S	18				
Carl B.		S	15				
Dimple		D	10				

FORM 10-575
1910 CENSUS INDEX - FAMILY

U.S. DEPARTMENT OF COMMERCE
BUREAU OF THE CENSUS

W 300	HEAD OF FAMILY		47 TEXAS	
COLOR W	AGE 34	BIRTHPLACE Ga.	E.D. 11	SHEET 9
COUNTY Cooke	CITY Gainesville		VOL. 31	
OTHER MEMBERS OF FAMILY				
NAME	RELATIONSHIP	AGE	BIRTHPLACE	
Mellie	W	31		
Mildred	D	9		
John S.	S	2		

FORM 10-636
1910 CENSUS INDEX - FAMILY

U.S. DEPARTMENT OF COMMERCE
BUREAU OF THE CENSUS

TEXAS

W 300	HEAD OF FAMILY		Woody, James	E.D.	72	SHEET	327	
COLOR	W	AGE	32	BIRTHPLACE	VOL.			103
COUNTY	Milam			CITY				
OTHER MEMBERS OF FAMILY-								
NAME			RELATIONSHIP	AGE	BIRTHPLACE			
Mellie			W	28				
Harry			S	3				
Mandy			D	1				
S. I. L.								

FORM 10-636
1910 CENSUS INDEX - FAMILY

U.S. DEPARTMENT OF COMMERCE
BUREAU OF THE CENSUS

TEXAS

11300		HEAD OF FAMILY White, John S.		E.D. 150	SHEET 115
COLOR W	AGE 24	BIRTHPLACE		VOL. 56	
COUNTY Gillespie			CITY		
OTHER MEMBERS OF FAMILY					
NAME		RELATIONSHIP	AGE	BIRTHPLACE	
Mary		W	22		
Augustine		S	6		
Stanford		S	5		
Lily M.		D	2		

FORM 10-636
1910 CENSUS INDEX - FAMILY

U.S. DEPARTMENT OF COMMERCE
BUREAU OF THE CENSUS

W300		HEAD OF FAMILY		TEXAS	
COLOR	W	AGE	30	BIRTHPLACE	W. Va.
COUNTY	Glasscock			CITY	
E.D. 107					
SHEET 46					
VOL. 58					
OTHER MEMBERS OF FAMILY					
NAME		RELATIONSHIP	AGE	BIRTHPLACE	
Martha E		w	36	Texas	
William M		s	5		
Albert L		s	3		

FORM 10-636
 1910 CENSUS INDEX - FAMILY

U.S. DEPARTMENT OF COMMERCE
 BUREAU OF THE CENSUS

TEXAS

W300	NAME OF INDIVIDUAL Wade John Sanders		E.O. 110	SHEET 145
COLOR W	AGE 42	BIRTHPLACE	VOL. 129	
COUNTY Tarrant		CITY Fort Worth		
ENUMERATED WITH Ludlow John				
RELATIONSHIP TO ABOVE				
<input type="checkbox"/> SON	<input type="checkbox"/> NEPHEW	<input type="checkbox"/> STEPSON		
<input type="checkbox"/> DAUGHTER	<input type="checkbox"/> NIECE	<input type="checkbox"/> STEPDAUGHTER		
<input type="checkbox"/> BROTHER	<input type="checkbox"/> FATHER-IN-LAW	<input type="checkbox"/> COUSIN		
<input type="checkbox"/> SISTER	<input type="checkbox"/> MOTHER-IN-LAW	<input type="checkbox"/> HIRED MAN		
<input type="checkbox"/> FATHER	<input type="checkbox"/> SON-IN-LAW	<input checked="" type="checkbox"/> ROOMER		
<input type="checkbox"/> MOTHER	<input type="checkbox"/> DAUGHTER-IN-LAW	<input type="checkbox"/> SERVANT		
<input type="checkbox"/> GRANDSON	<input type="checkbox"/> BROTHER-IN-LAW	<input type="checkbox"/> OTHER (Specify)		
<input type="checkbox"/> GRANDDAUGHTER	<input type="checkbox"/> SISTER-IN-LAW			
<input type="checkbox"/> GRANDCHILD	<input type="checkbox"/> ORPHAN			

FORM 10 637

1910 CENSUS INDEX - INDIVIDUAL

U.S. DEPARTMENT OF COMMERCE
BUREAU OF THE CENSUS

1 TEXAS

W300	HEAD OF FAMILY White - John S.		E.D. 75	SHEET 10
COLOR W	AGE 52	BIRTHPLACE Miss	VOL. 26	
COUNTY -	CITY Collin			
OTHER MEMBERS OF FAMILY				
NAME		RELATIONSHIP	AGE	BIRTHPLACE
/ Maggie		W	39	Miss
/ Edna E.		D	13	
/ [unclear]		D	10	

FORM 10-636
1910 CENSUS INDEX - FAMILY

U.S. DEPARTMENT OF COMMERCE
BUREAU OF THE CENSUS

W 300		HEAD OF FAMILY		TEXAS	
COLOR	-W	AGE	48	BIRTHPLACE	Woody John R
COUNTY	Dallas		CITY	- Dallas	
		E.D.	63	SHEET	138
		VOL.	35		
OTHER MEMBERS OF FAMILY					
	NAME	RELATIONSHIP	AGE	BIRTHPLACE	
	Laura	W	40	Kans	
	Isabell	D	22	O	
	Ethel	D	20		
	Hosie	D	15		
	Lena	D	14		
	Louis	S	12		
	Clarence	S	9		

FORM 10.636A
 1910 CENSUS INDEX - INDIVIDUAL

U.S. DEPARTMENT OF COMMERCE
 BUREAU OF THE CENSUS

TEXAS

W 300		HEAD OF FAMILY		White John R		E.D.	SHEET
COLOR	W	AGE	40	BIRTHPLACE		VOL.	76
COUNTY				CITY			
Hopkins							
OTHER MEMBERS OF FAMILY							
NAME		RELATIONSHIP	AGE	BIRTHPLACE			
Lou C		W	38				
Rufus B		S	18				
James E		S	16				
Ethel L		D	13				
John C		S	12				
Delbert		S	9				
Susie M		D	6				

FORM 10-636A

1910 CENSUS INDEX - INDIVIDUAL

U.S. DEPARTMENT OF COMMERCE
BUREAU OF THE CENSUS

TEXAS

10300		HEAD OF FAMILY		John R		E.D.	SHEET
COLOR	W	AGE	33	BIRTHPLACE	Tenn	106	363
COUNTY	Floyd			CITY		VOL.	50
OTHER MEMBERS OF FAMILY							
	NAME	RELATIONSHIP	AGE	BIRTHPLACE			
	Blanche	W	27	Tenn			
	Andy	B	39				
	John D.	N	8				
	David M.	N	5				
	Campbell John C.	N	18				
	Anna	M	16				
	Walter	M	12				

FORM 10-836

1910 CENSUS INDEX - FAMILY

U.S. DEPARTMENT OF COMMERCE
BUREAU OF THE CENSUS

TEXAS

W300	HEAD OF FAMILY <i>White John P.</i>		E.D. <i>28</i>	SHEET <i>30</i>
COLOR <i>W</i>	AGE <i>39</i>	BIRTHPLACE <i>Ala</i>	VOL. <i>21</i>	
COUNTY		CITY		
Children				
OTHER MEMBERS OF FAMILY				
NAME		RELATIONSHIP	AGE	BIRTHPLACE
<i>Rebecca</i>		<i>W</i>	<i>40</i>	<i>Ala</i>
<i>Narger Nancy G.</i>		<i>M.L.</i>	<i>90</i>	<i>1</i>

FORM 10-636
1910 CENSUS INDEX - FAMILY

U.S. DEPARTMENT OF COMMERCE
BUREAU OF THE CENSUS

21300		HEAD OF FAMILY		TEXAS	
COLOR	AGE	BIRTHPLACE		E.D.	SHEET
W	33	St. Louis, Mo.		290	24
COUNTY	Upton			CITY	VOL.
					134
OTHER MEMBERS OF FAMILY					
NAME		RELATIONSHIP	AGE	BIRTHPLACE	
Wife		W	30	Ill	
Walter		S	13		
Lillian		T	10		

FORM 10-636
 1910 CENSUS INDEX - FAMILY

U.S. DEPARTMENT OF COMMERCE
 BUREAU OF THE CENSUS

TEXAS

HEAD OF FAMILY		E.O.	SHEET
White John R		112	65
COLOR	AGE	VOL.	
W	70	138	
COUNTY	CITY		
Trinity			
OTHER MEMBERS OF FAMILY			
NAME	RELATIONSHIP	AGE	BIRTHPLACE
Rose	W	38	
William L	S	8	
Eileen E	D	6	
John Jr	S	2	

FORM 10-636

1910 CENSUS INDEX - FAMILY

U. S. DEPARTMENT OF COMMERCE
BUREAU OF THE CENSUS

TEXAS

HEAD OF FAMILY <i>W. H. Smith</i>			E.D. 120	SHEET 267
COLOR <i>W</i>	AGE 37	BIRTHPLACE -	VOL. 117	
COUNTY <i>Red River</i>			CITY	
OTHER MEMBERS OF FAMILY				
NAME		RELATIONSHIP	AGE	BIRTHPLACE
<i>Lucas B.</i>		<i>D</i>	<i>7</i>	
<i>Lucas S.</i>		<i>S</i>	<i>1 1/2</i>	
<i>Tommy J.</i>		<i>B</i>	<i>19</i>	
<i>Tommy R.</i>		<i>S</i>	<i>15</i>	
<i>Smith, Robert L.</i>		<i>B</i>	<i>29</i>	<i>Kay</i>
<i>1 Helen E.</i>		<i>S</i>	<i>22</i>	<i>Joe</i>
<i>and 1 Bo</i>				

FORM 10 636
1910 CENSUS INDEX - FAMILYU S. DEPARTMENT OF COMMERCE
BUREAU OF THE CENSUS

TEXAS

W 300	HEAD OF FAMILY		E.D.	SHEET
	Wood, John R		40	215
COLOR	AGE	BIRTHPLACE	VOL.	
W	45	Texas	41	
COUNTY	Eastland		CITY	
OTHER MEMBERS OF FAMILY				
NAME		RELATIONSHIP	AGE	BIRTHPLACE
Gilbert		W	41	Ta
Thomas B		S	19	
Kirby		S	15	
Jennie M		D	10	
Raymond		S	8	
Lena		D	7	
Bounce		D	5	

FORM 10-636A

1910 CENSUS INDEX - INDIVIDUAL

U.S. DEPARTMENT OF COMMERCE
BUREAU OF THE CENSUS

TEXAS

W 300	HEAD OF FAMILY Wood, John R		E.D. 50	SHEET 201
COLOR W	AGE 35	BIRTHPLACE	VOL. 124	
COUNTY Shelby		CITY		
OTHER MEMBERS OF FAMILY				
	NAME	RELATIONSHIP	AGE	BIRTHPLACE
	Martha	W	30	
	Louise	D	17	
	Albert	S	15	
	Thomas	S	10	
	Bertie	S	5	

FORM 10 636
1910 CENSUS INDEX - FAMILY

U.S. DEPARTMENT OF COMMERCE
BUREAU OF THE CENSUS

TEXAS

W300	HEAD OF FAMILY		Myatt, Jno R.	E.D.	27	SHEET	2
COLOR W	AGE 51	BIRTHPLACE Miss		VOL.	27		
COUNTY Collin		CITY					
OTHER MEMBERS OF FAMILY							
	NAME	RELATIONSHIP	AGE	BIRTHPLACE			
	Martha J.	W	38	Ark			
	Henry J.	S	17	I			
	Edna M.	S	15				
	Ella L.	S	11				
	Theresa M.	S	8				
	Rosie E.	S	5				
	Harold	S	1 1/2				

FORM 10-636

1910 CENSUS INDEX - FAMILY

U.S. DEPARTMENT OF COMMERCE
BUREAU OF THE CENSUS

TEXAS

W300		NAME OF INDIVIDUAL <i>White John R</i>		E.D. <i>215</i>	SHEET <i>186</i>
COLOR <i>W</i>	AGE <i>24</i>	BIRTHPLACE <i>Tenn</i>		VOL. <i>132</i>	
COUNTY <i>Throckmorton</i>			CITY		
ENUMERATED WITH <i>Jones George P</i>					
RELATIONSHIP TO ABOVE					
<input checked="" type="checkbox"/> SON	<input type="checkbox"/> NEPHEW	<input type="checkbox"/> STEPSON			
<input type="checkbox"/> DAUGHTER	<input type="checkbox"/> NIECE	<input type="checkbox"/> STEPDAUGHTER			
<input type="checkbox"/> BROTHER	<input type="checkbox"/> FATHER-IN-LAW	<input type="checkbox"/> COUSIN			
<input type="checkbox"/> SISTER	<input type="checkbox"/> MOTHER-IN-LAW	<input type="checkbox"/> HIRED MAN			
<input type="checkbox"/> FATHER	<input type="checkbox"/> SON-IN-LAW	<input checked="" type="checkbox"/> ROOMER			
<input type="checkbox"/> MOTHER	<input type="checkbox"/> DAUGHTER-IN-LAW	<input type="checkbox"/> SERVANT			
<input type="checkbox"/> GRANDSON	<input type="checkbox"/> BROTHER-IN-LAW	<input type="checkbox"/> OTHER (Specify)			
<input type="checkbox"/> GRANDDAUGHTER	<input type="checkbox"/> SISTER-IN-LAW				
<input type="checkbox"/> GRANDCHILD	<input type="checkbox"/> ORPHAN				

FORM BC-627 (2-5-27)
FORMERLY 10-827

U.S. DEPARTMENT OF COMMERCE
BUREAU OF THE CENSUS

1910 CENSUS INDEX - INDIVIDUAL

TEXAS

W300	HEAD OF FAMILY		White John R		E.O.	SHEET
COLOR	AGE	BIRTHPLACE		VOL.		
- W	28			247	2142	
COUNTY			Wilbarger		CITY	
OTHER MEMBERS OF FAMILY						
NAME		RELATIONSHIP	AGE	BIRTHPLACE		
/ Annie		W	22	Ala		
/ Albert		S	4			
/ Owen		S	2			
Germany in altar		B L	21	Ala		

FORM 10-636
1910 CENSUS INDEX - FAMILY

U.S. DEPARTMENT OF COMMERCE
BUREAU OF THE CENSUS

TEXAS

6 300		HEAD OF FAMILY		E.D.	SHEET
COLOR	AGE	BIRTHPLACE		108	509
15	30			VOL.	
COUNTY	Newton			110	
CITY					
OTHER MEMBERS OF FAMILY					
NAME		RELATIONSHIP	AGE	BIRTHPLACE	
William		W	27		
George W.		S	11		
Jason		S	5		
Pete		S	7		
Mable		D	5		
Luz		D	3		

FORM 10 636
1910 CENSUS INDEX - FAMILY

U.S. DEPARTMENT OF COMMERCE
BUREAU OF THE CENSUS

TEXAS.

White	HEAD OF FAMILY Wood, John R.		E.D. 49	SHEET 31
COLOR W	AGE 63	BIRTHPLACE Tennessee	VOL. 18	
COUNTY Robertson		CITY		
OTHER MEMBERS OF FAMILY				
NAME		RELATION- SHIP	AGE	BIRTHPLACE
Polly		W	61	
Robert		S	32	

FORM 10 636
1910 CENSUS INDEX - FAMILY

U S DEPARTMENT OF COMMERCE
BUREAU OF THE CENSUS

TEXAS

2500	HEAD OF FAMILY		White, Geo R		E.D.	SHEET
COLOR	AGE	BIRTHPLACE		VOL.		
W	47			148		
COUNTY			Wise		CITY	
OTHER MEMBERS OF FAMILY						
NAME		RELATION- SHIP	AGE	BIRTHPLACE		
Maggie		W	41	Tenn		
Bessie		S	14			

FORM 10 636
1910 CENSUS INDEX - FAMILY

U S DEPARTMENT OF COMMERCE
BUREAU OF THE CENSUS

10-300		HEAD OF FAMILY		TEXAS	
COLOR	AGE	BIRTHPLACE	E.D.	SHEET	
W-	60	Texas	113	298	
COUNTY	San Patricio		VOL.	114	
CITY					
OTHER MEMBERS OF FAMILY					
NAME					
RELATIONSHIP					
AGE					
BIRTHPLACE					
Sarah					
W					
60					
Texas					
James C					
S					
28					
Texas					
James R					
S					
22					
Ark					
Mary E					
D					
20					
/					

FORM 10-636
 1910 CENSUS INDEX - FAMILY

U.S. DEPARTMENT OF COMMERCE
 BUREAU OF THE CENSUS

W 300	NAME OF INDIVIDUAL <i>White, John P</i>		TEXAS	E.D.	SHEET
COLOR <i>B</i>	AGE <i>3-</i>	BIRTHPLACE <i>San Jacinto</i>		<i>102</i>	<i>258</i>
COUNTY	CITY		VOL.	<i>122</i>	
ENUMERATED WITH <i>White, Edith</i>					
RELATIONSHIP TO ABOVE					
<input type="checkbox"/> SON	<input type="checkbox"/> NEPHEW	<input type="checkbox"/> STEPSON			
<input type="checkbox"/> DAUGHTER	<input type="checkbox"/> NIECE	<input type="checkbox"/> STEPDAUGHTER			
<input type="checkbox"/> BROTHER	<input type="checkbox"/> FATHER-IN-LAW	<input type="checkbox"/> COUSIN			
<input type="checkbox"/> SISTER	<input type="checkbox"/> MOTHER-IN-LAW	<input type="checkbox"/> HIRED MAN			
<input type="checkbox"/> FATHER	<input type="checkbox"/> SON-IN-LAW	<input type="checkbox"/> ROOMER			
<input type="checkbox"/> MOTHER	<input type="checkbox"/> DAUGHTER-IN-LAW	<input type="checkbox"/> SERVANT			
<input checked="" type="checkbox"/> GRANDSON	<input type="checkbox"/> BROTHER-IN-LAW	<input type="checkbox"/> OTHER (Specify)			
<input type="checkbox"/> GRANDDAUGHTER	<input type="checkbox"/> SISTER-IN-LAW				
<input type="checkbox"/> GRANDCHILD	<input type="checkbox"/> ORPHAN				

FORM 10-637 (5-10-62)

1910 CENSUS INDEX - INDIVIDUAL

U.S. DEPARTMENT OF COMMERCE
BUREAU OF THE CENSUS

* GPO : 1905 O-841453

TEXAS

W300	HEAD OF FAMILY		Wigatt, John P	E.D.	SHEET
COLOR	W	AGE	53	BIRTHPLACE	Ark
COUNTY				Gonzales	CITY
OTHER MEMBERS OF FAMILY					
NAME		RELATIONSHIP	AGE	BIRTHPLACE	
Fannie M		W	40		
Clyde		S	14		
Roy		S	10		
Alvin		S	7		
Harper		S	6		
Munford M. L. W.		Sr	51	Ark	

FORM 10-836
1910 CENSUS INDEX - FAMILY

U. S. DEPARTMENT OF COMMERCE
BUREAU OF THE CENSUS

TEXAS

W. 300	HEAD OF FAMILY		Wheat John P	E.D.	SHEET
COLOR	AGE	BIRTHPLACE		VOL.	
W.	57			60	
COUNTY			CITY		
Grayson			Sherman		
OTHER MEMBERS OF FAMILY					
	NAME	RELATIONSHIP	AGE	BIRTHPLACE	
	Katie W	W.	48	Ala	
	James W.	S.	31		
	J. P. Jr.	S.	12		
	Francis K	D	11		

FORM 10-636
1910 CENSUS INDEX - FAMILY

U. S. DEPARTMENT OF COMMERCE
BUREAU OF THE CENSUS

TEXAS

W 310		HEAD OF FAMILY		E.D.	SHEET
Wood John P.O. Jr				134	12
COLOR	AGE	BIRTHPLACE		VOL.	
W	37	Ark		134	
COUNTY			CITY		
Dwight			Sabine		
OTHER MEMBERS OF FAMILY					
NAME		RELATIONSHIP	AGE	BIRTHPLACE	
Living alone					

FORM 10-636
1910 CENSUS INDEX - FAMILY

U. S. DEPARTMENT OF COMMERCE
BUREAU OF THE CENSUS

TEXAS

1030	HEAD OF FAMILY		E.D.	SHEET
COLOR	AGE	BIRTHPLACE	149	106
h	31		VOL.	51 -
COUNTY	CITY			
Jack,				
OTHER MEMBERS OF FAMILY				
NAME	RELATIONSHIP	AGE	BIRTHPLACE	
Walter John	w	24		
Walter	h	4		
Walter	h	3		
Walter	h	4/2		

FORM 10 636

1910 CENSUS INDEX - FAMILY

U S DEPARTMENT OF COMMERCE
BUREAU OF THE CENSUS

TEXAS

10300	NAME OF INDIVIDUAL Wade, John Percy		E.D. 119	SHEET 315
COLOR W	AGE 17	BIRTHPLACE	VOL. 143	
COUNTY Williamson		CITY		
ENUMERATED WITH Taylor L. E.				
RELATIONSHIP TO ABOVE				
<input type="checkbox"/> SON	<input type="checkbox"/> NEPHEW	<input type="checkbox"/> STEPSON		
<input type="checkbox"/> DAUGHTER	<input type="checkbox"/> NIECE	<input type="checkbox"/> STEPDAUGHTER		
<input type="checkbox"/> BROTHER	<input type="checkbox"/> FATHER-IN-LAW	<input type="checkbox"/> COUSIN		
<input type="checkbox"/> SISTER	<input type="checkbox"/> MOTHER-IN-LAW	<input type="checkbox"/> MIBED MAN		
<input type="checkbox"/> FATHER	<input type="checkbox"/> SON-IN-LAW	<input checked="" type="checkbox"/> ROOMER		
<input type="checkbox"/> MOTHER	<input type="checkbox"/> DAUGHTER-IN-LAW	<input type="checkbox"/> SERVANT		
<input type="checkbox"/> GRANDSON	<input type="checkbox"/> BROTHER-IN-LAW	<input type="checkbox"/> OTHER (Specify)		
<input type="checkbox"/> GRANDDAUGHTER	<input type="checkbox"/> SISTER-IN-LAW			
<input type="checkbox"/> GRANDCHILD	<input type="checkbox"/> ORPHAN			

FORM BC-627 (5-5-67)
FORMERLY 10-637

U.S. DEPARTMENT OF COMMERCE
BUREAU OF THE CENSUS

1910 CENSUS INDEX - INDIVIDUAL

TEXAS

W 300.		HEAD OF FAMILY		Hood John P.		E.D.	SHEET
u		AGE	BIRTHPLACE		VOL.		
u		47	Ala.		98		
COUNTY				CITY			
				Mart			
OTHER MEMBERS OF FAMILY							
NAME		RELATIONSHIP	AGE	BIRTHPLACE			
Carrie H.		W	43	Ala.			
Horace J.		S	24				
Erin J.		D	22				
Low H.		D	20				
Wright, Alma		MIL	65				

FORM 10-636
1910 CENSUS INDEX - FAMILY

U. S. DEPARTMENT OF COMMERCE
BUREAU OF THE CENSUS

TEXAS

W 300		HEAD OF FAMILY		White John P		E.D.	SHEET
COLOR	W	AGE	40	BIRTHPLACE	W.R.	171	327
COUNTY	Mitchell			CITY		VOL.	104
OTHER MEMBERS OF FAMILY							
NAME		RELATIONSHIP	AGE	BIRTHPLACE			
Mary J		W	35	Ga			
Bernie M		S	14				
Chatter M		S	13				
Gerolie W		D	16				
Lizzie B		D	8				
Mandy B		D	13/2				

FORM 10 636 -
 1910 CENSUS INDEX - FAMILY

U S. DEPARTMENT OF COMMERCE
 BUREAU OF THE CENSUS

TEXAS

W 300	HEAD OF FAMILY		White, John P		E.D.	SHEET
COLOR	AGE	BIRTHPLACE		235	46	
W	53	Mo		VOL.	123	
COUNTY	Scurry			CITY		
OTHER MEMBERS OF FAMILY						
NAME		RELATIONSHIP	AGE	BIRTHPLACE		
Mary R		W	50	Mo		
Frank		S	23			
Anton		S	16			

FORM 10 636
 1910 CENSUS INDEX - FAMILY

U S DEPARTMENT OF COMMERCE
 BUREAU OF THE CENSUS

TEXAS

6300	HEAD OF FAMILY Wade John O		E.D. 31	SHEET 20
COLOR W	AGE 43	BIRTHPLACE Miss	VOL. 24	
COUNTY Clay		CITY		
OTHER MEMBERS OF FAMILY				
NAME	RELATIONSHIP	AGE	BIRTHPLACE	
Maggie	W	29		
William A	D	8 1/2		
Paish Zalina	SD	7		

FORM 10-638
1910 CENSUS INDEX - FAMILY

U.S. DEPARTMENT OF COMMERCE
BUREAU OF THE CENSUS

TEXAS

W 300		NAME OF INDIVIDUAL <i>Malcolm James</i>		E.D. 26	SHEET 2
COLOR B	AGE 56	BIRTHPLACE <i>Texas</i>		VOL. 34	
COUNTY <i>Dallas</i>	CITY <i>Dallas</i>				
ENUMERATED WITH <i>Malcolm James</i>					
RELATIONSHIP TO ABOVE:					
<input type="checkbox"/> SON	<input type="checkbox"/> NEPHEW	<input type="checkbox"/> STEPSON			
<input type="checkbox"/> DAUGHTER	<input type="checkbox"/> NIECE	<input type="checkbox"/> STEPDAUGHTER			
<input type="checkbox"/> BROTHER	<input type="checkbox"/> FATHER-IN-LAW	<input type="checkbox"/> COUSIN			
<input type="checkbox"/> SISTER	<input type="checkbox"/> MOTHER-IN-LAW	<input type="checkbox"/> HIRED MAN			
<input type="checkbox"/> FATHER	<input type="checkbox"/> SON-IN-LAW	<input checked="" type="checkbox"/> ROOMER			
<input type="checkbox"/> MOTHER	<input type="checkbox"/> DAUGHTER-IN-LAW	<input type="checkbox"/> SERVANT			
<input type="checkbox"/> GRANDSON	<input type="checkbox"/> BROTHER-IN-LAW	<input type="checkbox"/> OTHER (Specify)			
<input type="checkbox"/> GRANDDAUGHTER	<input type="checkbox"/> SISTER-IN-LAW				
<input type="checkbox"/> GRANDCHILD	<input type="checkbox"/> ORPHAN				

FORM 10 637

1910 CENSUS INDEX - INDIVIDUAL

U. S. DEPARTMENT OF COMMERCE
BUREAU OF THE CENSUS

TEXAS

6500		HEAD OF FAMILY		White John C.		E.D.	SHEET
COLOR	AGE	BIRTHPLACE				123	18
W	61					VOL.	25
COUNTY			Coleman	CITY		Coleman	
OTHER MEMBERS OF FAMILY							
NAME		RELATIONSHIP	AGE	BIRTHPLACE			
L. Annie W.		W	48	-			

FORM 10-638
1910 CENSUS INDEX - FAMILY

U.S. DEPARTMENT OF COMMERCE
BUREAU OF THE CENSUS

OTHER MEMBERS OF FAMILY

NAME	RELATIONSHIP	AGE	BIRTHPLACE
1. Helma	D	3	
Clyde	S	1 1/2	

TEXAS

W 300	HEAD OF FAMILY Wade John O.		E.D. 125	SHEET 121
COLOR W	AGE 37	BIRTHPLACE Miss	VOL. 47	
COUNTY Ellis		CITY Palmer		
OTHER MEMBERS OF FAMILY				
	NAME	RELATIONSHIP	AGE	BIRTHPLACE
	Emma T	W	34	
	William H	S	16	
	John R	S	14	
	Leticia M	D	12	
	Ethel	D	9	
	Ros O	S	7	
	Edgar	S	5	

FORM 10-636A
1910 CENSUS INDEX - INDIVIDUAL

U.S. DEPARTMENT OF COMMERCE
BUREAU OF THE CENSUS

TEXAS

E.D. 233		SHEET 120	
HEAD OF FAMILY Wheat John W		VOL. 142	
COLOR W	AGE 43	BIRTHPLACE Ky	CITY
COUNTY Wichita			
OTHER MEMBERS OF FAMILY			
NAME	RELATIONSHIP	AGE	BIRTHPLACE
Mittie	W	35	Mo
Elyse	S	17	Mo
Reinhard Mayds	S.D.	11	Mo

FORM 10-636

1910 CENSUS INDEX - FAMILY

U. S. DEPARTMENT OF COMMERCE
BUREAU OF THE CENSUS

10300		HEAD OF FAMILY		TEXAS	
COLOR	W	AGE	56	BIRTHPLACE	John O
COUNTY	Wood		CITY	E.D.	128
				VOL.	98
				-149	
OTHER MEMBERS OF FAMILY					
NAME		RELATIONSHIP	AGE	BIRTHPLACE	
1 Rebecca		W F	54	Mo	
Hugh		S	16		

FORM 10 636
1910 CENSUS INDEX - FAMILY

U. S. DEPARTMENT OF COMMERCE
BUREAU OF THE CENSUS

TEXAS

W 300	HEAD OF FAMILY		White John N.	E.D.	SHEET
				60	238
COLOR	W	AGE	62	BIRTHPLACE	Ala.
					VOL. 63
COUNTY	Guadalupe			CITY	
OTHER MEMBERS OF FAMILY					
NAME		RELATIONSHIP	AGE	BIRTHPLACE	
Phoebe		W	58	Ind	
Edna		D	23		
Joseph		S	22		

FORM 10-636
1910 CENSUS INDEX - FAMILY

U.S. DEPARTMENT OF COMMERCE
BUREAU OF THE CENSUS

W300		HEAD OF FAMILY		TEXAS	
COLOR	White	AGE	42	E.D.	135
		BIRTHPLACE	Tex	SHEET	98
COUNTY	Hunt	CITY		VOL.	80
OTHER MEMBERS OF FAMILY					
NAME		RELATIONSHIP	AGE	BIRTHPLACE	
Margaret A		W	36		
Raymond T		S	19		
Walter F		S	17		
Richard D		S	11		
Evelyn		D	6		

FORM 10 636
1910 CENSUS INDEX - FAMILY

U.S. DEPARTMENT OF COMMERCE
BUREAU OF THE CENSUS

TEXAS

W 300	HEAD OF FAMILY <i>Walter John M.</i>		E.D. 29	SHEET 5
COLOR W	AGE 40	BIRTHPLACE		VOL. 24
COUNTY Clay		CITY		
OTHER MEMBERS OF FAMILY				
NAME		RELATIONSHIP	AGE	BIRTHPLACE
<i>John</i>		<i>W</i>	<i>40</i>	
<i>Adolph H.</i>		<i>S</i>	<i>15</i>	
<i>Norbert</i>		<i>S</i>	<i>13</i>	
<i>Edbert</i>		<i>S</i>	<i>11</i>	
<i>Marcus</i>		<i>S</i>	<i>10</i>	
<i>Clyde</i>		<i>S</i>	<i>8</i>	
<i>Arnie M.</i>		<i>S</i>	<i>7</i>	

FORM 10-636A

1910 CENSUS INDEX - INDIVIDUAL

U.S. DEPARTMENT OF COMMERCE
BUREAU OF THE CENSUS

TEXAS

11300	HEAD OF FAMILY White John Mason		E.D. 1	SHEET 32
COLOR - W	AGE 34	BIRTHPLACE		VOL. 4
COUNTY A. J. Coosa		CITY		
OTHER MEMBERS OF FAMILY				
NAME		RELATIONSHIP	AGE	BIRTHPLACE
Josephine		W	25	
Minnie Hicks		S	3	
S. P.		S	1	

FORM 10-636

1910 CENSUS INDEX - FAMILY

U. S. DEPARTMENT OF COMMERCE
BUREAU OF THE CENSUS

TEXAS

HEAD OF FAMILY		E.D.		SHEET	
White, John M.		4		12	
COLOR	AGE	BIRTHPLACE		VOL.	
W	33			13	
COUNTY	CITY				
Brewster					
OTHER MEMBERS OF FAMILY					
NAME	RELATIONSHIP	AGE	BIRTHPLACE		
Effie M.	W	31	Miss		
Clara W.	S	11			
Gladys J.	D	9	Okla		
John H.	S	7	"		
Lydia A.	D	5	"		
Ben	S	3	"		

FORM 10-636
1910 CENSUS INDEX - FAMILY

U.S. DEPARTMENT OF COMMERCE
BUREAU OF THE CENSUS

TEXAS

W 308		HEAD OF FAMILY		E.O.	SHEET
WOOD		Wood John M.		123	18
COLOR	AGE	BIRTHPLACE		VOL.	
W	53	Missouri		25	
COUNTY			CITY		
Coleman			Coleman		
OTHER MEMBERS OF FAMILY					
NAME		RELATIONSHIP	AGE	BIRTHPLACE	
Mary E.		W	44		
Walter K.		S	12		
Anna G.		D	10		
Katie M.		D	8		
Ranger John		S S	23		
Eid L.		S D	19		
Henderson Mary A		M L	64	Missouri	

FORM 10-636

1910 CENSUS INDEX - FAMILY

U.S. DEPARTMENT OF COMMERCE
BUREAU OF THE CENSUS

TEXAS

HEAD OF FAMILY		E.D.	SHEET
L. F. Johnson		59	912
COLOR	AGE	VOL.	
W	47	84	
COUNTY	CITY		
Johnson			
OTHER MEMBERS OF FAMILY			
NAME	RELATIONSHIP	AGE	BIRTHPLACE
Marjorie E.	D	39	Pa.
Charles C.	S	11	Ark.
George T.	S	16	
Joyce	D	10	Ark.
John	S	7	
Joseph B.	S	2	

FORM 10 636

1910 CENSUS INDEX - FAMILY

U. S. DEPARTMENT OF COMMERCE
BUREAU OF THE CENSUS

TEXAS

W300		HEAD OF FAMILY		White John m.		E.D.	SHEET
COLOR		AGE	BIRTHPLACE		VOL.		
W		34			59		
COUNTY			Gonzales		CITY		
OTHER MEMBERS OF FAMILY							
	NAME	RELATIONSHIP	AGE	BIRTHPLACE			
	Katie	W	29				
	Elora	D	3				
	Abel m.	F	67	ala.			

FORM 10-636
1910 CENSUS INDEX - FAMILY

U. S. DEPARTMENT OF COMMERCE
BUREAU OF THE CENSUS

TEXAS

W 3.	HEAD OF FAMILY		E.D.	SHEET
	W. Gatt, John		76	117
COLOR	AGE	BIRTHPLACE	VOL.	
W	27	Pa	45	
COUNTY		CITY		
El Paso		El Paso		
OTHER MEMBERS OF FAMILY				
	NAME	RELATIONSHIP	AGE	BIRTHPLACE
	Minnie	W	41	
	John, Jr	112	66	Pa

FORM 10 636
1910 CENSUS INDEX - FAMILY

U. S. DEPARTMENT OF COMMERCE
BUREAU OF THE CENSUS

TEXAS

11300	HEAD OF FAMILY		Waite, John M.	E.D.	SHEET
COLOR Wm	AGE 67	BIRTHPLACE Tenn		85	23
COUNTY	Denton		CITY	VOL.	39
OTHER MEMBERS OF FAMILY					
NAME		RELATIONSHIP	AGE	BIRTHPLACE	
Patey		W	65	Ga	
Thomas, Eliza		W	34		
Rae		GW	6		
Amanda		EW	4		

FORM 10-636 - 9
1910 CENSUS INDEX - FAMILY

U.S. DEPARTMENT OF COMMERCE
BUREAU OF THE CENSUS

TEXAS

U. 301	HEAD OF FAMILY <i>U. wife John M.</i>		E.D. 176	SHEET 409
COLOR <i>W</i>	AGE <i>46</i>	BIRTHPLACE <i>Ark</i>	VOL. <i>76</i>	
COUNTY Hill		CITY		
OTHER MEMBERS OF FAMILY				
NAME		RELATIONSHIP	AGE	BIRTHPLACE
<i>Lila E.</i>		<i>W</i>	<i>36</i>	
<i>Wesley</i>		<i>S</i>	<i>19</i>	
<i>Raymond</i>		<i>S</i>	<i>12</i>	
<i>Sibley</i>		<i>S</i>	<i>8</i>	
<i>May W.</i>		<i>D</i>	<i>12</i>	
<i>Joseph</i>		<i>M</i>	<i>67</i>	<i>Ark</i>
<i>Carroll</i>		<i>C</i>	<i>42</i>	<i>Tenn</i>

FORM 10 636
1910 CENSUS INDEX - FAMILY *Bo*

U.S. DEPARTMENT OF COMMERCE
BUREAU OF THE CENSUS

TEXAS

W 300		NAME OF INDIVIDUAL <i>White, Johnny May</i>		E.D. 78	SHEET 3
COLOR <i>B</i>	AGE <i>4</i>	BIRTHPLACE		VOL. <i>66</i>	
COUNTY Harris			CITY Houston		
ENUMERATED WITH <i>White, Annie</i>					
RELATIONSHIP TO ABOVE					
<input type="checkbox"/> SON	<input type="checkbox"/> NEPHEW	<input type="checkbox"/> STEPSON			
<input type="checkbox"/> DAUGHTER	<input checked="" type="checkbox"/> NIECE	<input type="checkbox"/> STEPDAUGHTER			
<input type="checkbox"/> BROTHER	<input type="checkbox"/> FATHER-IN-LAW	<input type="checkbox"/> COUSIN			
<input type="checkbox"/> SISTER	<input type="checkbox"/> MOTHER-IN-LAW	<input type="checkbox"/> HIRED MAN			
<input type="checkbox"/> FATHER	<input type="checkbox"/> SON-IN-LAW	<input type="checkbox"/> ROOMER			
<input type="checkbox"/> MOTHER	<input type="checkbox"/> DAUGHTER-IN-LAW	<input type="checkbox"/> SERVANT			
<input type="checkbox"/> GRANDSON	<input type="checkbox"/> BROTHER-IN-LAW	<input type="checkbox"/> OTHER (<i>Specify</i>)			
<input type="checkbox"/> GRANDDAUGHTER	<input checked="" type="checkbox"/> SISTER-IN-LAW				
<input type="checkbox"/> GRANDCHILD	<input type="checkbox"/> ORPHAN				

FORM 10 637

1910 CENSUS INDEX - INDIVIDUAL

U. S. DEPARTMENT OF COMMERCE
BUREAU OF THE CENSUS

TEXAS

W 300	HEAD OF FAMILY		Wood John M		E.O.	SHEET
COLOR	AGE	BIRTHPLACE			29	77
10	28				VOL.	48
COUNTY	Erath		CITY			
OTHER MEMBERS OF FAMILY						
NAME		RELATIONSHIP	AGE	BIRTHPLACE		
John		W	27			
Lillard		S	4			
Opal		D	5			
Prestice		S	3			

FORM 10-636
1910 CENSUS INDEX - FAMILY

U.S. DEPARTMENT OF COMMERCE
BUREAU OF THE CENSUS

TEXAS

14.350		HEAD OF FAMILY		Walter John W		E.O.	SHEET
COLOR	W	AGE	58	BIRTHPLACE	10 Va	211	289
COUNTY	Swisher			CITY		VOL.	132
OTHER MEMBERS OF FAMILY							
NAME		RELATIONSHIP	AGE	BIRTHPLACE			
Lizzie J		W	37				
Oswald		S	17				

FORM 10-636
1910 CENSUS INDEX - FAMILY

U. S. DEPARTMENT OF COMMERCE
BUREAU OF THE CENSUS

TEXAS

W300	HEAD OF FAMILY Wood, John M		E.D. 162	SHEET 95
COLOR W	AGE 61	BIRTHPLACE Ga.	VOL. 135	
COUNTY		CITY		
Tyler, Tyler				
OTHER MEMBERS OF FAMILY				
NAME		RELATIONSHIP	AGE	BIRTHPLACE
Martha L		W	55	
Helen J		S	21	
and 1 de				

FORM 10 636
1910 CENSUS INDEX - FAMILY

U.S. DEPARTMENT OF COMMERCE
BUREAU OF THE CENSUS

TEXAS

11 300	HEAD OF FAMILY		White John M		E.D.	SHEET
COLOR	AGE	BIRTHPLACE		VOL.		
W	40	Ind		42		
COUNTY			CITY			
Dimmit						
OTHER MEMBERS OF FAMILY						
NAME		RELATIONSHIP	AGE	BIRTHPLACE		
Elizabeth		W	34			
Raymond		S	15			
Cecyl		S	12			

FORM 10-636
1910 CENSUS INDEX - FAMILY

U. S. DEPARTMENT OF COMMERCE
BUREAU OF THE CENSUS

TEXAS

W300		HEAD OF FAMILY		Wood John M		E.D.	SHEET
COLOR	AGE	BIRTHPLACE				20	224
W	22	Ala				VOL.	54
COUNTY				CITY			
Freeston							
OTHER MEMBERS OF FAMILY							
NAME		RELATIONSHIP		AGE		BIRTHPLACE	
- / Lewis		W		22			
- / Mims M		S		2			
- / Trimm W		S		3/2			

FORM 10-636
1910 CENSUS INDEX - FAMILY

U.S. DEPARTMENT OF COMMERCE
BUREAU OF THE CENSUS

TEXAS

W300	HEAD OF FAMILY		White	John. M. H.	E.D.	63	SHEET	143
COLOR	AGE	BIRTHPLACE		VOL.				62
10	100							
COUNTY	Hidalgo		CITY					
OTHER MEMBERS OF FAMILY								
NAME		RELATIONSHIP	AGE	BIRTHPLACE				
Maud E.		W	21	Mo				
Marion B.		D	15					
Edward E.		S	13					
John M.								

FORM 10-636
1910 CENSUS INDEX - FAMILY

U. S. DEPARTMENT OF COMMERCE
BUREAU OF THE CENSUS

TEXAS

W 300	HEAD OF FAMILY		White John M		E.O.	SHEET
COLOR	W	AGE	34	BIRTHPLACE	53	105
COUNTY	Fannin			CITY	VOL.	43
OTHER MEMBERS OF FAMILY						
NAME		RELATIONSHIP	AGE	BIRTHPLACE		
Schoie		W	31			
Barney		S	10			
Reclender		D	7			
Klond G		D	5			
Robert M		S	14/12			
Rebecca		M	60	Iowa		
Robert C		W	50			

FORM 10-636

1910 CENSUS INDEX - FAMILY

U.S. DEPARTMENT OF COMMERCE
BUREAU OF THE CENSUS

TEXAS

W 300	NAME OF INDIVIDUAL Wood, John M.		E.D. 195	SHEET 123
COLOR W	AGE 30	BIRTHPLACE		VOL. 110
COUNTY Nolan		CITY Sweetwater		
ENUMERATED WITH Jackson, Robert				
RELATIONSHIP TO ABOVE				
<input type="checkbox"/> SON	<input type="checkbox"/> NEPHEW	<input type="checkbox"/> STEPSON		
<input type="checkbox"/> DAUGHTER	<input type="checkbox"/> NIECE	<input type="checkbox"/> STEPDAUGHTER		
<input type="checkbox"/> BROTHER	<input type="checkbox"/> FATHER-IN-LAW	<input type="checkbox"/> COUSIN		
<input type="checkbox"/> SISTER	<input type="checkbox"/> MOTHER-IN-LAW	<input type="checkbox"/> HIRED MAN		
<input type="checkbox"/> FATHER	<input type="checkbox"/> SON-IN-LAW	<input checked="" type="checkbox"/> ROOMER		
<input type="checkbox"/> MOTHER	<input checked="" type="checkbox"/> DAUGHTER-IN-LAW	<input type="checkbox"/> SERVANT		
<input type="checkbox"/> GRANDSON	<input type="checkbox"/> BROTHER-IN-LAW	<input type="checkbox"/> OTHER (Specify)		
<input type="checkbox"/> GRANDDAUGHTER	<input type="checkbox"/> SISTER-IN-LAW			
<input type="checkbox"/> GRANDCHILD	<input type="checkbox"/> ORPHAN			

FORM 10 637

1910 CENSUS INDEX - INDIVIDUAL

U.S. DEPARTMENT OF COMMERCE
BUREAU OF THE CENSUS

TEXAS

W300		HEAD OF FAMILY		Wade John M		E.D.	SHEET
COLOR	AGE	BIRTHPLACE				124	121
W	62	M				VOL.	143
COUNTY			Williams	CITY			
OTHER MEMBERS OF FAMILY							
NAME		RELATIONSHIP	AGE	BIRTHPLACE			
Lisa		- W	60	La			

FORM 10-636
1910 CENSUS INDEX - FAMILY

U.S. DEPARTMENT OF COMMERCE
BUREAU OF THE CENSUS

TEXAS

12300	HEAD OF FAMILY		White John M.	E.D.	SHEET
COLOR	AGE	BIRTHPLACE		243	98
W	56	N Car		VOL. 242	
COUNTY	Wilbarger		CITY		
OTHER MEMBERS OF FAMILY					
NAME		RELATIONSHIP	AGE	BIRTHPLACE	
Johny A		W	55	Miss	
Ed		S	21		
Minnie		DL	18		

FORM 10 836
1910 CENSUS INDEX - FAMILY

U.S. DEPARTMENT OF COMMERCE
BUREAU OF THE CENSUS

TEXAS

HEAD OF FAMILY		W. 300		White, John M.		E.O.		SHEET	
COLOR		W		AGE		BIRTHPLACE		VOL.	
COUNTY		Sabine		CITY				119	
OTHER MEMBERS OF FAMILY									
NAME			RELATIONSHIP		AGE		BIRTHPLACE		
Kate			W		23				
Charles			S		17 1/2				
Mary			W		10 2		Texas		
Davidson, Jefferson D.			W		64				

FORM 10 636
1910 CENSUS INDEX - FAMILY

U. S. DEPARTMENT OF COMMERCE
BUREAU OF THE CENSUS

TEXAS

Li 301	HEAD OF FAMILY White Justin M		E.O. 186	SHEET 25
COLOR	AGE 36	BIRTHPLACE La	VOL. 119	
COUNTY 3	Rockwall		CITY	
OTHER MEMBERS OF FAMILY				
NAME		RELATIONSHIP	AGE	BIRTHPLACE
Cynthia D		W	32	
Carol G		S	12	
Aysel K		D	10	
Jennifer B		S	8	
Katie B		S	6	
Julia C		S	2	

FORM 10 636
1910 CENSUS INDEX - FAMILY

U. S. DEPARTMENT OF COMMERCE
BUREAU OF THE CENSUS

TEXAS

W 300	HEAD OF FAMILY		E.D.	SHEET
COLOR	AGE	BIRTHPLACE	216	129
W	40		VOL.	116
COUNTY	San Saba	CITY		
OTHER MEMBERS OF FAMILY				
	NAME	RELATIONSHIP	AGE	BIRTHPLACE
	Wife	W	31	
	Daughter	D	12	
	Child	D	10	
	Daughter	D	8	
	Child	D	2	
	Child	D	2	

FORM 10-636
1910 CENSUS INDEX - FAMILY

U.S. DEPARTMENT OF COMMERCE
BUREAU OF THE CENSUS

W300		HEAD OF FAMILY - <i>White, John W</i>		TEXAS	
COLOR <i>W</i>	AGE <i>23</i>	BIRTHPLACE		E.D. <i>36</i>	SMRT
COUNTY	Bowie		CITY		
OTHER MEMBERS OF FAMILY					
NAME		RELATIONSHIP	AGE	BIRTHPLACE	
<i>Ola W</i>		<i>W</i>	<i>20</i>		
<i>Hubbard R</i>		<i>S</i>	<i>3/11</i>		

FORM 10-636
 1910 CENSUS INDEX - FAMILY

U.S. DEPARTMENT OF COMMERCE
 BUREAU OF THE CENSUS

TEXAS

W300		HEAD OF FAMILY <i>Speed, Julius L.</i>		E.D. 33	SHEET 18
COLOR W	AGE 49	BIRTHPLACE		VOL. 22	
COUNTY --	Cass		CITY		
OTHER MEMBERS OF FAMILY					
	NAME	RELATIONSHIP	AGE	BIRTHPLACE	
	<i>Walter</i>	W	43		
	<i>Leta</i>	D	23		
	<i>Moses</i>	S	21		
	<i>James</i>	S	16		
	<i>Charles</i>	S	13		
	<i>Emma</i>	D	11		
	<i>Julius L.</i>	S	9		

FORM 10-636A

1910 CENSUS INDEX - INDIVIDUAL

U. S. DEPARTMENT OF COMMERCE
BUREAU OF THE CENSUS

TEXAS

W300		NAME OF INDIVIDUAL		E.O.	SHEET
White		John L		75	141
COLOR	AGE	BIRTHPLACE		VOL.	
B	3	lg		78	
COUNTY			CITY		
Houston					
ENUMERATED WITH					
Brazoria			John H.		
RELATIONSHIP TO ABOVE.					
<input type="checkbox"/> SON	<input type="checkbox"/> NEPHEW	<input type="checkbox"/> STEPSON			
<input type="checkbox"/> DAUGHTER	<input type="checkbox"/> NIECE	<input type="checkbox"/> STEPDAUGHTER			
<input type="checkbox"/> BROTHER	<input type="checkbox"/> FATHER-IN-LAW	<input type="checkbox"/> COUSIN			
<input type="checkbox"/> SISTER	<input type="checkbox"/> MOTHER-IN-LAW	<input type="checkbox"/> HIRED MAN			
<input type="checkbox"/> FATHER	<input type="checkbox"/> SON-IN-LAW	<input checked="" type="checkbox"/> ROOMER			
<input checked="" type="checkbox"/> MOTHER	<input type="checkbox"/> DAUGHTER-IN-LAW	<input type="checkbox"/> SERVANT			
<input checked="" type="checkbox"/> GRANDSON	<input type="checkbox"/> BROTHER-IN-LAW	<input type="checkbox"/> OTHER (Specify)			
<input type="checkbox"/> GRANDDAUGHTER	<input type="checkbox"/> SISTER-IN-LAW				
<input type="checkbox"/> GRANDCHILD	<input type="checkbox"/> ORPHAN				

FORM 10-637
1910 CENSUS INDEX - INDIVIDUAL

U. S. DEPARTMENT OF COMMERCE
BUREAU OF THE CENSUS

TEXAS

W 300	NAME OF INDIVIDUAL White, John L		E.D. 83	SHEET 183
COLOR W	AGE 23	BIRTHPLACE	VOL. 90	
COUNTY Lamar	CITY Paris			
ENUMERATED WITH Lamar, Minnie				
RELATIONSHIP TO ABOVE				
<input type="checkbox"/> SON	<input type="checkbox"/> NEPHEW	<input type="checkbox"/> STEPSON		
<input type="checkbox"/> DAUGHTER	<input type="checkbox"/> NIECE	<input type="checkbox"/> STEPDAUGHTER		
<input type="checkbox"/> BROTHER	<input type="checkbox"/> FATHER-IN-LAW	<input type="checkbox"/> COUSIN		
<input type="checkbox"/> SISTER	<input type="checkbox"/> MOTHER-IN-LAW	<input type="checkbox"/> HIRED MAN		
<input type="checkbox"/> FATHER	<input type="checkbox"/> SON-IN-LAW	<input type="checkbox"/> ROOMER		
<input type="checkbox"/> MOTHER	<input type="checkbox"/> DAUGHTER-IN-LAW	<input type="checkbox"/> SERVANT		
<input type="checkbox"/> GRANDSON	<input checked="" type="checkbox"/> BROTHER-IN-LAW	<input type="checkbox"/> OTHER (Specify)		
<input type="checkbox"/> GRANDDAUGHTER	<input type="checkbox"/> SISTER-IN-LAW			
<input type="checkbox"/> GRANDCHILD	<input type="checkbox"/> ORPHAN			

FORM 10-637
1910 CENSUS INDEX - INDIVIDUAL

U.S. DEPARTMENT OF COMMERCE
BUREAU OF THE CENSUS

TEXAS

W300	HEAD OF FAMILY		White, John L.		E.D.	SHEET
COLOR	AGE	BIRTHPLACE		VOL.		
W	31	Ark.		64		
COUNTY	Hall			CITY		
OTHER MEMBERS OF FAMILY						
	NAME	RELATIONSHIP	AGE	BIRTHPLACE		
	David G	W	20			
	Elsie C	D	2			
	Thomas J	B	25	Ark.		

FORM 10-636

1910 CENSUS INDEX - FAMILY

U.S. DEPARTMENT OF COMMERCE
BUREAU OF THE CENSUS

TEXAS

HEAD OF FAMILY		E.D.		SHEET	
W. L. White, James L.		293		50	
COLOR	AGE	BIRTHPLACE	VOL.		
W	69	Miss	145		
COUNTY			CITY		
Ward			/		
OTHER MEMBERS OF FAMILY					
NAME		RELATIONSHIP	AGE	BIRTHPLACE	
Wardlaw		W	57	Miss	
Jefferson		S	16	/	
Davis		S	16	/	
J. P.		S	20	/	

FORM 10-636
1910 CENSUS INDEX - FAMILY

U.S. DEPARTMENT OF COMMERCE
BUREAU OF THE CENSUS

TEXAS

W300	HEAD OF FAMILY White John I		E.O. 23	SHEET 322
COLOR W	AGE 22	BIRTHPLACE		VOL. 48
COUNTY	Erath		CITY	
OTHER MEMBERS OF FAMILY				
NAME		RELATIONSHIP	AGE	BIRTHPLACE
May		W	21	Mo
John B		S	4	
Rhodes Jennie		SD	5	Okla

FORM 10-636

1910 CENSUS INDEX - FAMILY

U. S. DEPARTMENT OF COMMERCE
BUREAU OF THE CENSUS

TEXAS

W300	NAME OF INDIVIDUAL White John L		E.D. 196	SHEET 569
COLOR W	AGE 23	BIRTHPLACE	VOL. 112	
COUNTY Potter		CITY Amarillo		
ENUMERATED WITH Webster Albert #				
RELATIONSHIP TO ABOVE				
<input type="checkbox"/> SON	<input type="checkbox"/> NEPHEW	<input type="checkbox"/> STEPSON		
<input type="checkbox"/> DAUGHTER	<input type="checkbox"/> NIECE	<input type="checkbox"/> STEPDAUGHTER		
<input type="checkbox"/> BROTHER	<input type="checkbox"/> FATHER-IN-LAW	<input type="checkbox"/> COUSIN		
<input type="checkbox"/> SISTER	<input type="checkbox"/> MOTHER-IN-LAW	<input type="checkbox"/> HIRED MAN		
<input type="checkbox"/> FATHER	<input type="checkbox"/> SON-IN-LAW	<input type="checkbox"/> ROOMER		
<input type="checkbox"/> MOTHER	<input type="checkbox"/> DAUGHTER-IN-LAW	<input type="checkbox"/> SERVANT		
<input type="checkbox"/> GRANDSON	<input type="checkbox"/> BROTHER-IN-LAW	<input type="checkbox"/> OTHER (Specify)		
<input type="checkbox"/> GRANDDAUGHTER	<input type="checkbox"/> SISTER-IN-LAW			
<input type="checkbox"/> GRANDCHILD	<input type="checkbox"/> ORPHAN			

FORM 10-637
1910 CENSUS INDEX - INDIVIDUAL

U.S. DEPARTMENT OF COMMERCE
BUREAU OF THE CENSUS

TEXAS

10300		HEAD OF FAMILY		White, John L.		E.D.	SHEET
COLOR	AGE	BIRTHPLACE				99	65
W	23					VOL.	
COUNTY				CITY		41	
				Dickens			
OTHER MEMBERS OF FAMILY							
NAME		RELATIONSHIP	AGE	BIRTHPLACE			
L. Lorene		W	17				
3 B0							
1 H H							
1 H K							

FORM 10-636

1910 CENSUS INDEX - FAMILY

U.S. DEPARTMENT OF COMMERCE
BUREAU OF THE CENSUS

TEXAS

W 30	HEAD OF FAMILY		White, John L.	E.D.	SHEET
				40	278
COLOR	AGE	BIRTHPLACE		VOL.	
W	44			42	
COUNTY	Fannin		CITY		
OTHER MEMBERS OF FAMILY					
NAME		RELATIONSHIP	AGE	BIRTHPLACE	
Hannah		W	38	Texas	
Ruth B.		D	13		
Robert		S	10		
Glavin		D	3		

FORM 10-636

1910 CENSUS INDEX - FAMILY

U.S. DEPARTMENT OF COMMERCE
BUREAU OF THE CENSUS

TEXAS

W. 300		NAME OF INDIVIDUAL		white, John L		E.D.	SHEET
COLOR		AGE	BIRTHPLACE		VOL.		
w.		38			94		
COUNTY				CITY			
Llano							
ENUMERATED WITH							
Burney, Mary							
RELATIONSHIP TO ABOVE							
<input type="checkbox"/> SON	<input type="checkbox"/> NEPHEW	<input type="checkbox"/> STEPSON					
<input type="checkbox"/> DAUGHTER	<input type="checkbox"/> NIECE	<input type="checkbox"/> STEPDAUGHTER					
<input type="checkbox"/> BROTHER	<input type="checkbox"/> FATHER-IN-LAW	<input type="checkbox"/> COUSIN					
<input type="checkbox"/> SISTER	<input type="checkbox"/> MOTHER-IN-LAW	<input type="checkbox"/> HIRED MAN					
<input type="checkbox"/> FATHER	<input type="checkbox"/> SON-IN-LAW	<input checked="" type="checkbox"/> ROOMER					
<input type="checkbox"/> MOTHER	<input type="checkbox"/> DAUGHTER-IN-LAW	<input type="checkbox"/> SERVANT					
<input type="checkbox"/> GRANDSON	<input type="checkbox"/> BROTHER-IN-LAW	<input type="checkbox"/> OTHER (Specify)					
<input type="checkbox"/> GRANDDAUGHTER	<input type="checkbox"/> SISTER-IN-LAW						
<input type="checkbox"/> GRANDCHILD	<input type="checkbox"/> ORPHAN						

FORM 10.637
1910 CENSUS INDEX - INDIVIDUAL

U. S. DEPARTMENT OF COMMERCE
BUREAU OF THE CENSUS

TEXAS

66300	HEAD OF FAMILY		Mood, John L.		E.D.	SHEET
COLOR	AGE	BIRTHPLACE		VOL.		
W -	34			72		
COUNTY	CITY					
Howard	Big Springs					
OTHER MEMBERS OF FAMILY						
NAME		RELATIONSHIP	AGE	BIRTHPLACE		
Maggie		W	31	Mo.		
Niolet		D	9			
James		S	6			
Clifford		S	5			
Jodall		D	1			

FORM 10-636
1910 CENSUS INDEX - FAMILY

U. S. DEPARTMENT OF COMMERCE
BUREAU OF THE CENSUS

TEXAS

W 302		HEAD OF FAMILY		E.D.	SHEET
COLOR		AGE	BIRTHPLACE	VOL.	
COUNTY		CITY			
OTHER MEMBERS OF FAMILY					
NAME		RELATIONSHIP	AGE	BIRTHPLACE	
Eva		W	30	Mo	
Charles		S	7	Okla	
Ella		D	6		

FORM 10-636
1910 CENSUS INDEX - FAMILY

U. S. DEPARTMENT OF COMMERCE
BUREAU OF THE CENSUS

TEXAS

11, 300	HEAD OF FAMILY White John L.		E.D. 140	SHEET 182
COLOR W	AGE 34	BIRTHPLACE Ala.	VOL. 135	
COUNTY Titus		CITY		
OTHER MEMBERS OF FAMILY				
NAME		RELATION- SHIP	AGE	BIRTHPLACE
Mrs. Katie C.		W	22	
Lena		D	5	
Lena		D	3	
Leon		S	2	
Marina		D	3 1/2	

FORM 10-636
1910 CENSUS INDEX - FAMILY

U. S. DEPARTMENT OF COMMERCE
BUREAU OF THE CENSUS

TEXAS

W300		NAME OF INDIVIDUAL		E.D. -	SHEET
W		20	White - John J.	196	77
COLOR	AGE	BIRTHPLACE		VOL.	
				110	
COUNTY			CITY		
Pecos					
ENUMERATED WITH					
Anderson Arthur B.					
RELATIONSHIP TO ABOVE					
<input type="checkbox"/> SON	<input type="checkbox"/> NEPHEW	<input type="checkbox"/> STEPSON			
<input type="checkbox"/> DAUGHTER	<input type="checkbox"/> NIECE	<input type="checkbox"/> STEPDAUGHTER			
<input type="checkbox"/> BROTHER	<input type="checkbox"/> FATHER-IN-LAW	<input type="checkbox"/> COUSIN			
<input type="checkbox"/> SISTER	<input type="checkbox"/> MOTHER-IN-LAW	<input checked="" type="checkbox"/> HIRED MAN			
<input type="checkbox"/> FATHER	<input type="checkbox"/> SON-IN-LAW	<input type="checkbox"/> ROOMER			
<input type="checkbox"/> MOTHER	<input type="checkbox"/> DAUGHTER-IN-LAW	<input type="checkbox"/> SERVANT			
<input type="checkbox"/> GRANDSON	<input type="checkbox"/> BROTHER-IN-LAW	<input type="checkbox"/> OTHER (Specify)			
<input type="checkbox"/> GRANDDAUGHTER	<input type="checkbox"/> SISTER-IN-LAW				
<input type="checkbox"/> GRANDCHILD	<input type="checkbox"/> ORPHAN				

FORM 10-637

1910 CENSUS INDEX - INDIVIDUAL

U.S. DEPARTMENT OF COMMERCE
BUREAU OF THE CENSUS

TEXAS

71 300	HEAD OF FAMILY <i>Witt, John L.</i>		E.D. <i>92</i>	SHEET <i>107</i>
COLOR <i>W</i>	AGE <i>24</i>	BIRTHPLACE	VOL. <i>115</i>	
COUNTY <i>Parker,</i>		CITY		
OTHER MEMBERS OF FAMILY				
NAME		RELATIONSHIP	AGE	BIRTHPLACE
<i>Lucas</i>		<i>W</i>	<i>25</i>	
<i>Conroy</i>		<i>S</i>	<i>4/12</i>	
<i>Henry, Luther</i>		<i>B</i>	<i>24</i>	

FORM 10 636
1910 CENSUS INDEX - FAMILYU.S. DEPARTMENT OF COMMERCE
BUREAU OF THE CENSUS

TEXAS

6300		HEAD OF FAMILY		Wood, John Lee		E.D.	SHEET
COLOR	2w	AGE	30	BIRTHPLACE		129	261
COUNTY	Panola			CITY		VOL.	114
OTHER MEMBERS OF FAMILY							
NAME		RELATIONSHIP	AGE	BIRTHPLACE			
Yella		W	37				
Esther M.		D	6				
Vestoni		S	3				

FORM 10-636

1910 CENSUS INDEX - FAMILY

U.S. DEPARTMENT OF COMMERCE
BUREAU OF THE CENSUS

TEXAS

W 300		HEAD OF FAMILY		White Mrs. J.		E.D.	SHEET
COLOR	W	AGE	69	BIRTHPLACE	Mo	VOL.	120
COUNTY	Shackelford			CITY			
OTHER MEMBERS OF FAMILY							
NAME		RELATIONSHIP	AGE	BIRTHPLACE			
- / Mary P.		W	60	Mo			
/ William A.		S	43				

FORM 10-636
1910 CENSUS INDEX - FAMILY

U. S. DEPARTMENT OF COMMERCE
BUREAU OF THE CENSUS

TEXAS

W 300		NAME OF INDIVIDUAL Wood John L.		E.D. 23	SHEET 234
COLOR W	AGE 57	BIRTHPLACE Ill.		VOL. 33	
COUNTY Dallas		CITY Dallas			
ENUMERATED WITH Gulick John A.					
RELATIONSHIP TO ABOVE					
<input type="checkbox"/> SON	<input type="checkbox"/> NEPHEW	<input type="checkbox"/> STEPSON			
<input type="checkbox"/> DAUGHTER	<input type="checkbox"/> NIECE	<input type="checkbox"/> STEPDAUGHTER			
<input type="checkbox"/> BROTHER	<input type="checkbox"/> FATHER-IN-LAW	<input type="checkbox"/> COUSIN			
<input type="checkbox"/> SISTER	<input type="checkbox"/> MOTHER-IN-LAW	<input type="checkbox"/> HIRED MAN			
<input type="checkbox"/> FATHER	<input type="checkbox"/> SON-IN-LAW	<input checked="" type="checkbox"/> ROOMER			
<input type="checkbox"/> MOTHER	<input type="checkbox"/> DAUGHTER-IN-LAW	<input type="checkbox"/> SERVANT			
<input type="checkbox"/> GRANDSON	<input type="checkbox"/> BROTHER-IN-LAW	<input type="checkbox"/> OTHER (Specify)			
<input type="checkbox"/> GRANDDAUGHTER	<input type="checkbox"/> SISTER-IN-LAW				
<input type="checkbox"/> GRANDCHILD	<input type="checkbox"/> ORPHAN				

FORM 10-637

1910 CENSUS INDEX - INDIVIDUAL

U.S. DEPARTMENT OF COMMERCE
BUREAU OF THE CENSUS

TEXAS

W300	HEAD OF FAMILY		E.D.	SHEET
COLOR	AGE	BIRTHPLACE	62	68
W	54	La	VOL.	81
COUNTY	Jaspoc		CITY	
OTHER MEMBERS OF FAMILY				
NAME		RELATIONSHIP	AGE	BIRTHPLACE
Living alone				

FORM 10 636
1910 CENSUS INDEX - FAMILY

U S. DEPARTMENT OF COMMERCE
BUREAU OF THE CENSUS

TEXAS

16300		HEAD OF FAMILY		E.D.	SHEET
COLOR	AGE	BIRTHPLACE		1	17
COUNTY	34	Ky		VOL.	74
Henderson		CITY			
OTHER MEMBERS OF FAMILY					
	NAME	RELATIONSHIP	AGE	BIRTHPLACE	
	Wife	W	26	Ky	
	Daughter	D	24		
	Son	S	27	-	
	Daughter	DL	22		
	Son	SD	6		
	Daughter	DS	7/2		

FORM 10 636

1910 CENSUS INDEX - FAMILY

U S DEPARTMENT OF COMMERCE
BUREAU OF THE CENSUS

TEXAS

10300		HEAD OF FAMILY		E.O.	SHEET
COLOR	AGE	BIRTHPLACE		VOL.	
COUNTY		Tarrant		CITY	
				Fort Worth	
OTHER MEMBERS OF FAMILY					
NAME		RELATIONSHIP	AGE	BIRTHPLACE	

FORM 10-636

1910 CENSUS INDEX - FAMILY

U.S. DEPARTMENT OF COMMERCE
BUREAU OF THE CENSUS

TEXAS

W300	NAME OF INDIVIDUAL Watt Jno. K		E.D. 26	SHEET 41
COLOR W	AGE 40	BIRTHPLACE	VOL. 5-4	
COUNTY Freestone	CITY Teague			
ENUMERATED WITH Sherrad Willis P				
RELATIONSHIP TO ABOVE				
<input type="checkbox"/> SON	<input type="checkbox"/> NEPHEW	<input type="checkbox"/> STEPSON		
<input type="checkbox"/> DAUGHTER	<input type="checkbox"/> NIECE	<input type="checkbox"/> STEPDAUGHTER		
<input type="checkbox"/> BROTHER	<input type="checkbox"/> FATHER-IN-LAW	<input type="checkbox"/> COUSIN		
<input type="checkbox"/> SISTER	<input type="checkbox"/> MOTHER-IN-LAW	<input type="checkbox"/> HIRED MAN		
<input type="checkbox"/> FATHER	<input type="checkbox"/> SON-IN-LAW	<input type="checkbox"/> ROOMER		
<input type="checkbox"/> MOTHER	<input type="checkbox"/> DAUGHTER-IN-LAW	<input type="checkbox"/> SERVANT		
<input type="checkbox"/> GRANDSON	<input type="checkbox"/> BROTHER-IN-LAW	<input type="checkbox"/> OTHER (Specify)		
<input type="checkbox"/> GRANDDAUGHTER	<input type="checkbox"/> SISTER-IN-LAW			
<input type="checkbox"/> GRANDCHILD	<input type="checkbox"/> ORPHAN			

FORM 10-837
1910 CENSUS INDEX - INDIVIDUAL

U.S. DEPARTMENT OF COMMERCE
BUREAU OF THE CENSUS

TEXAS

W300	HEAD OF FAMILY Wood John J.		E.D. 19	SHEET 4
COLOR w.	AGE 54	BIRTHPLACE ark.	VOL. 33	
COUNTY Dallas		CITY		
OTHER MEMBERS OF FAMILY				
NAME	RELATIONSHIP	AGE	BIRTHPLACE	
Nellie	w.	40	Ark.	
James W.	s.	20	ark.	
Mary E.	D	12		

FORM 10-636
1910 CENSUS INDEX - FAMILY

U.S. DEPARTMENT OF COMMERCE
BUREAU OF THE CENSUS

TEXAS

W 300	HEAD OF FAMILY Wade, John J		E.D. 107	SHEET 16
COLOR W	AGE 72	BIRTHPLACE Ila	VOL. 17	
COUNTY BROWN		CITY		
OTHER MEMBERS OF FAMILY				
NAME		RELATIONSHIP	AGE	BIRTHPLACE
Wade, Harriet A		W	54	
George		S	17	
Dorothy		D	14	
Marion		S	12	

TEXAS

HEAD OF FAMILY <i>Wade, John J.</i>		E.O. <i>129</i>	SHEET <i>30</i>
COLOR <i>W</i>	AGE <i>19</i>	BIRTHPLACE <i>Ar</i>	VOL. <i>117</i>
COUNTY <i>Red River</i>	CITY		
OTHER MEMBERS OF FAMILY			
NAME		RELATIONSHIP	BIRTHPLACE
<i>Living alone</i>			

FORM 10-636
1910 CENSUS INDEX - FAMILY

U.S. DEPARTMENT OF COMMERCE
BUREAU OF THE CENSUS

TEXAS

W 300		HEAD OF FAMILY		J. L. J.		E.D.	SHEET
COLOR	AGE	BIRTHPLACE		141		6	
W	37	Ala.		VOL.		116	
COUNTY				CITY			
Rains							
OTHER MEMBERS OF FAMILY							
NAME			RELATIONSHIP	AGE	BIRTHPLACE		
/ [unclear]			W	27	Mo		
W [unclear]			S	2			
Ala.			D	1/2			

FORM 10-636
1910 CENSUS INDEX - FAMILY

U. S. DEPARTMENT OF COMMERCE
BUREAU OF THE CENSUS

TEXAS

W360		HEAD OF FAMILY		E.D.	SHEET
COLOR	AGE	BIRTHPLACE		195	147A
COUNTY	23	12-11		VOL. 76	
Ellis			CITY		
OTHER MEMBERS OF FAMILY					
NAME		RELATIONSHIP	AGE	BIRTHPLACE	
Mary H		6	66	Texas	
James		5	32		
John		11	6		

FORM 10 636
1910 CENSUS INDEX - FAMILY

U.S. DEPARTMENT OF COMMERCE
BUREAU OF THE CENSUS

W300		HEAD OF FAMILY		TEXAS		E.D.	SHEET
Watt		John J				200	49
COLOR	AGE	BIRTHPLACE				VOL.	
N	54	Ala				147	
COUNTY				CITY			
Wheeler							
OTHER MEMBERS OF FAMILY							
NAME		RELATIONSHIP	AGE	BIRTHPLACE			
Nancy		W	38	Ala			
Albert		S	23				
Burl		S	21				
Hanni		D	15				
Dora		D	13				
Sarah		D	11				
Bertie		D	8				

FORM 10-636A-
1910 CENSUS INDEX - FAMILY

U.S. DEPARTMENT OF COMMERCE
BUREAU OF THE CENSUS

TEXAS

W300	HEAD OF FAMILY Woody John J		E.D. 139	SHEET 17
COLOR W	AGE 48	BIRTHPLACE	VOL. 129	
COUNTY Tarrant		CITY Fort Worth		
OTHER MEMBERS OF FAMILY				
NAME		RELATIONSHIP	AGE	BIRTHPLACE
Clara W		W	40	Tenn
Marian		D	4	
Dorothy		F	83	Tenn
Howard Lucile		C	23	
Bertha E		M	10	
F. S. R.				

FORM 10 636

1910 CENSUS INDEX - FAMILY

U. S. DEPARTMENT OF COMMERCE
BUREAU OF THE CENSUS

TEXAS

W Zae		HEAD OF FAMILY		White male		E.D.	SHEET	
COLOR	AGE	BIRTHPLACE		143	182			
	51	Tex.		VOL.	130			
COUNTY			Tarrant	CITY				Fort Worth
OTHER MEMBERS OF FAMILY								
NAME		RELATIONSHIP	AGE	BIRTHPLACE				
Lena		W	52					
Johnny		S	16					

FORM 10 636
1910 CENSUS INDEX - FAMILY

U. S. DEPARTMENT OF COMMERCE
BUREAU OF THE CENSUS

TEXAS

W 300		HEAD OF FAMILY - W. Huttery, John J.		E.D. 73	SHEET 14
COLOR W.	AGE 43	BIRTHPLACE -		VOL. 26	
COUNTY Collin			CITY Farmersville		
OTHER MEMBERS OF FAMILY					
NAME		RELATION- SHIP	AGE	BIRTHPLACE	
Lionora C		W	43	va	
Lillian		D	19	-	
Annes B		H	10	-	
farmwell		S	8		
John J. Jr.		S.	3		

FORM 10-636
1910 CENSUS INDEX - FAMILY

U. S. DEPARTMENT OF COMMERCE
BUREAU OF THE CENSUS

TEXAS

W.300		HEAD OF FAMILY		E.D.	SHEET
White		John J.		228	31
COLOR	AGE	BIRTHPLACE		VOL.	
W	54	Ia.		142	
COUNTY			CITY		
Wichita					
OTHER MEMBERS OF FAMILY					
NAME		RELATIONSHIP	AGE	BIRTHPLACE	
Lula M		w	53	D.C.	
Charley C		S	21		
Mary L		S	19		
Jasper J.		S	31		
Gloria M		Schl	7	Okla	
Clara L		Schl	5		
James		Schl	3		

FORM 10 636
1910 CENSUS INDEX - FAMILY

U S DEPARTMENT OF COMMERCE
BUREAU OF THE CENSUS

TEXAS

W300	HEAD OF FAMILY		White John J		E.D.	SHEET
COLOR	AGE	BIRTHPLACE		39	157	
COUNTY	Hood		CITY		VOL.	73
OTHER MEMBERS OF FAMILY						
NAME		RELATIONSHIP	AGE	BIRTHPLACE		
Mara A		6	11			
Gloria E		5	2			
John W		5	6/12			

FORM 10 636
1910 CENSUS INDEX - FAMILY

U.S. DEPARTMENT OF COMMERCE
BUREAU OF THE CENSUS

TEXAS

W300	HEAD OF FAMILY White John H.		E.D. 17	SHEET 10
COLOR B	AGE 64	BIRTHPLACE	VOL. 15	
COUNTY	Bowie		CITY	
OTHER MEMBERS OF FAMILY				
NAME		RELATIONSHIP	AGE	BIRTHPLACE
Cecilia		W	36	
John Jr		S	5	
Father		S	4	
Walter		S	3	
Mattie		D	22	
Susan		S	2	

FORM 10-636

1910' CENSUS INDEX - FAMILY

U. S. DEPARTMENT OF COMMERCE
BUREAU OF THE CENSUS

TEXAS

W300		NAME OF INDIVIDUAL 3 Road, John A.		E.D. 33	SHEET 20
COLOR - W	AGE 22	BIRTHPLACE		VOL. 22	
COUNTY Cass			CITY -		
ENUMERATED WITH Lozere, Corneilus A.					
RELATIONSHIP TO ABOVE					
<input type="checkbox"/> SON	<input type="checkbox"/> NEPHEW	<input type="checkbox"/> STEPSON			
<input type="checkbox"/> DAUGHTER	<input type="checkbox"/> NIECE	<input type="checkbox"/> STEPDAUGHTER			
<input type="checkbox"/> BROTHER	<input type="checkbox"/> FATHER-IN-LAW	<input type="checkbox"/> COUSIN			
<input type="checkbox"/> SISTER	<input type="checkbox"/> MOTHER-IN-LAW	<input type="checkbox"/> HIRED MAN			
<input type="checkbox"/> FATHER	<input type="checkbox"/> SON-IN-LAW	<input type="checkbox"/> ROOMER			
<input type="checkbox"/> MOTHER	<input type="checkbox"/> DAUGHTER-IN-LAW	<input type="checkbox"/> SERVANT			
<input type="checkbox"/> GRANDSON	<input type="checkbox"/> BROTHER-IN-LAW	<input type="checkbox"/> OTHER (Specify)			
<input type="checkbox"/> GRANDDAUGHTER	<input type="checkbox"/> SISTER-IN-LAW				
<input type="checkbox"/> GRANDCHILD	<input type="checkbox"/> ORPHAN				

FORM 10-637
1910 CENSUS INDEX - INDIVIDUAL

U. S. DEPARTMENT OF COMMERCE
BUREAU OF THE CENSUS

TEXAS

W300	NAME OF INDIVIDUAL White John H		E.O. 16	SHEET 3
COLOR W	AGE 34	BIRTHPLACE	VOL. 29	
COUNTY Comanche		CITY		
ENUMERATED WITH White C. A.				
RELATIONSHIP TO ABOVE				
<input type="checkbox"/> SON	<input type="checkbox"/> NEPHEW	<input type="checkbox"/> STEPSON		
<input type="checkbox"/> DAUGHTER	<input type="checkbox"/> NIECE	<input type="checkbox"/> STEPDAUGHTER		
<input checked="" type="checkbox"/> BROTHER	<input type="checkbox"/> FATHER-IN-LAW	<input type="checkbox"/> COUSIN		
<input type="checkbox"/> SISTER	<input type="checkbox"/> MOTHER-IN-LAW	<input type="checkbox"/> HIRED MAN		
<input type="checkbox"/> FATHER	<input type="checkbox"/> SON-IN-LAW	<input type="checkbox"/> ROOMER		
<input type="checkbox"/> MOTHER	<input type="checkbox"/> DAUGHTER-IN-LAW	<input type="checkbox"/> SERVANT		
<input type="checkbox"/> GRANDSON	<input type="checkbox"/> BROTHER-IN-LAW	<input type="checkbox"/> OTHER (Specify)		
<input type="checkbox"/> GRANDDAUGHTER	<input type="checkbox"/> SISTER-IN-LAW			
<input type="checkbox"/> GRANDCHILD	<input type="checkbox"/> ORPHAN			

FORM 10-637
1910 CENSUS INDEX - INDIVIDUAL

U. S. DEPARTMENT OF COMMERCE
BUREAU OF THE CENSUS

TEXAS

W300-	HEAD OF FAMILY White, Onie H.		E.O. 3	SHEET 25
COLOR B	AGE 28	BIRTHPLACE	VOL. 5	
COUNTY Bastrop		CITY Smithville		
OTHER MEMBERS OF FAMILY				
NAME		RELATIONSHIP	AGE	BIRTHPLACE
1 Ida		w	41	
+ 2 Roomers				

FORM 10-636
1910 CENSUS INDEX - FAMILY

U.S. DEPARTMENT OF COMMERCE
BUREAU OF THE CENSUS

TEXAS

U 300	HEAD OF FAMILY - Wade - John H		E.D.	SHEET
COLOR	AGE	BIRTHPLACE	VOL.	
U	56	Ind	24	
COUNTY		CITY		
Clay				
OTHER MEMBERS OF FAMILY				
NAME		RELATIONSHIP	AGE	BIRTHPLACE
Sarah		W	50	Ohio

FORM 10-636
1910 CENSUS INDEX - FAMILY

U. S. DEPARTMENT OF COMMERCE
BUREAU OF THE CENSUS

TEXAS

W300	HEAD OF FAMILY White, John H.		E.O. 43	SHEET 38
COLOR CC	AGE 30	BIRTHPLACE La	VOL. 35	
COUNTY Dallas		CITY Dallas		
OTHER MEMBERS OF FAMILY				
NAME		RELATIONSHIP	AGE	BIRTHPLACE
Linda		W	24	La
Luna		D	8	
Ernest Lundy		S	2	
Hattie E.		S	11	

FORM 10 636
1910 CENSUS INDEX - FAMILY

U. S. DEPARTMENT OF COMMERCE
BUREAU OF THE CENSUS

TEXAS

11.300	HEAD OF FAMILY White John H		E.D. 105	SHEET 5
COLOR w	AGE 24	BIRTHPLACE	VOL. 17	
COUNTY Brown		CITY		
OTHER MEMBERS OF FAMILY				
NAME		RELATIONSHIP	AGE	BIRTHPLACE
White Emanuel		w	19	
/ Palmer S		5	1 1/2	
/ Howard		5	3/2	

FORM 10-636
1910 CENSUS INDEX - FAMILY

U.S. DEPARTMENT OF COMMERCE
BUREAU OF THE CENSUS

TEXAS

11300		HEAD OF FAMILY		E.D.	SHEET
White John H				8	9
COLOR	AGE	BIRTHPLACE		VOL.	
W	61	Georgia		6	
COUNTY			CITY		
Brazos					
OTHER MEMBERS OF FAMILY					
NAME		RELATIONSHIP	AGE	BIRTHPLACE	
White Margaret A		W	58	Ala.	
John H		S	18		

TEXAS

HEAD OF FAMILY		E.D.	SHEET
White John H.		123	6
COLOR	AGE	BIRTHPLACE	
W	23	VOL. 23	
COUNTY	CITY		
4	Coleman		Coleman
OTHER MEMBERS OF FAMILY			
NAME		RELATIONSHIP	AGE
1. Brown		W	21

FORM 10 636

1910 CENSUS INDEX - FAMILY

U.S. DEPARTMENT OF COMMERCE
BUREAU OF THE CENSUS

TEXAS

W300	HEAD OF FAMILY White, John H.		E.D. 80	SHEET 52
COLOR W	AGE 24	BIRTHPLACE		VOL. 90
COUNTY Lamar		CITY Paris		
OTHER MEMBERS OF FAMILY				
NAME		RELATION- SHIP	AGE	BIRTHPLACE
Eugenia		W	22	
Mary		D	1 $\frac{1}{2}$	
Jenkins, Mary J		MK	58	

FORM 10 636
1910 CENSUS INDEX - FAMILY

U. S. DEPARTMENT OF COMMERCE
BUREAU OF THE CENSUS

TEXAS

HEAD OF FAMILY		E.D.		SHEET	
W. 30	W. White, John H.		167	84	
COLOR	AGE	BIRTHPLACE		VOL.	
W	45			141	
COUNTY			CITY		
Walker					
OTHER MEMBERS OF FAMILY					
NAME		RELATIONSHIP	AGE	BIRTHPLACE	
Cornelius		W	43		
Fannie		D	16		
E. J. [unclear]		S	10		
Elmer		D	1 1/2		

FORM 10 636
1910 CENSUS INDEX - FAMILY

U. S. DEPARTMENT OF COMMERCE
BUREAU OF THE CENSUS

TEXAS

10300		HEAD OF FAMILY M. J. Hall Jr No 44		E.D. 122	SHEET 14
COLOR w	AGE 48	BIRTHPLACE La.		VOL. 64	
COUNTY			Hall	CITY Memphis.	
OTHER MEMBERS OF FAMILY					
NAME		RELATIONSHIP	AGE	BIRTHPLACE	
M. J. Hall Jr		w	39		

FORM 10 636
1910 CENSUS INDEX - FAMILY

U. S. DEPARTMENT OF COMMERCE
BUREAU OF THE CENSUS

TEXAS

W 300	HEAD OF FAMILY		Wood John R.	E.O.	SHEET
COLOR W	AGE 55	BIRTHPLACE Mo.		VOL. 63	92
COUNTY Grayson			CITY		
OTHER MEMBERS OF FAMILY					
NAME		RELATIONSHIP	AGE	BIRTHPLACE	
Mandy		W	49	Miss	
Harvey		S	21	Clerk	
Myrtle		D	16		
Harry		D	12		

FORM 10 636

1910 CENSUS INDEX - FAMILY

U. S. DEPARTMENT OF COMMERCE
BUREAU OF THE CENSUS

TEXAS

HEAD OF FAMILY		E.D.	SHEET
W. C. Smith - 1014 1/2		127	235
COLOR	AGE	BIRTHPLACE	VOL.
W	34		144
COUNTY	CITY		
Williamson			
OTHER MEMBERS OF FAMILY			
NAME	RELATIONSHIP	AGE	BIRTHPLACE
W. C. Smith	H	34	
W. C. Smith	S	11	
W. C. Smith	S	12	
W. C. Smith	D	9	
W. C. Smith	S	6	
W. C. Smith	U	52	

FORM 10 636
1910 CENSUS INDEX - FAMILY

U S DEPARTMENT OF COMMERCE
BUREAU OF THE CENSUS

TEXAS

W 300		NAME OF INDIVIDUAL <i>White John Henry</i>		E. D. <i>123</i>	SHEET <i>71</i>
COLOR <i>B</i>	AGE <i>78</i>	BIRTHPLACE		VOL. <i>117</i>	
COUNTY <i>Red River.</i>			CITY		
ENUMERATED WITH <i>Blavis Samuel</i>					
RELATIONSHIP TO ABOVE					
<input type="checkbox"/> SON	<input type="checkbox"/> NEPHEW	<input type="checkbox"/> STEPSON			
<input type="checkbox"/> DAUGHTER	<input type="checkbox"/> NIECE	<input type="checkbox"/> STEPDAUGHTER			
<input type="checkbox"/> BROTHER	<input type="checkbox"/> FATHER-IN-LAW	<input type="checkbox"/> COUSIN			
<input type="checkbox"/> SISTER	<input type="checkbox"/> MOTHER-IN-LAW	<input type="checkbox"/> HIRED MAN			
<input type="checkbox"/> FATHER	<input type="checkbox"/> SON-IN-LAW	<input checked="" type="checkbox"/> ROOMER			
<input type="checkbox"/> MOTHER	<input type="checkbox"/> DAUGHTER-IN-LAW	<input type="checkbox"/> SERVANT			
<input type="checkbox"/> GRANDSON	<input type="checkbox"/> BROTHER-IN-LAW	<input type="checkbox"/> OTHER (<i>Specify</i>)			
<input type="checkbox"/> GRANDDAUGHTER	<input type="checkbox"/> SISTER-IN-LAW				
<input type="checkbox"/> GRANDCHILD	<input type="checkbox"/> ORPHAN				

FORM 10-637
1970 CENSUS INDEX - INDIVIDUAL

U. S. DEPARTMENT OF COMMERCE
BUREAU OF THE CENSUS

TEXAS

6300	HEAD OF FAMILY Wood, Albert		E.D. 274	SHEET 346
COLOR W	AGE 36	BIRTHPLACE		VOL. 138
COUNTY Young		CITY		
OTHER MEMBERS OF FAMILY				
NAME		RELATIONSHIP	AGE	BIRTHPLACE
Margaret		W	37	
Lena		S	9	
Lena		S	7	
Maudie		S	5	

FORM 10-636
1910 CENSUS INDEX - FAMILY

U.S. DEPARTMENT OF COMMERCE
BUREAU OF THE CENSUS

TEXAS

W 300		HEAD OF FAMILY		Wood, John H		E.D.	SHEET
COLOR	W	AGE	69	BIRTHPLACE	Tenn	VOL.	138
COUNTY		Vining		CITY			
Graham							
OTHER MEMBERS OF FAMILY							
NAME		RELATIONSHIP	AGE	BIRTHPLACE			
Mary A		W	60	Ga			
Henry T		S	26				

FORM 10-636
 1910 CENSUS INDEX - FAMILY

U.S. DEPARTMENT OF COMMERCE
 BUREAU OF THE CENSUS

TEXAS

H300		HEAD OF FAMILY		E.D.	SHEET
COLOR	AGE	BIRTHPLACE		158	8
W	40	Tex		VOL.	1421
COUNTY		Wilson	CITY		
OTHER MEMBERS OF FAMILY					
NAME		RELATIONSHIP	AGE	BIRTHPLACE	
[Handwritten Name]		w	28	Tex	
[Handwritten Name]		w	2		

FORM 10-636
 1910 CENSUS INDEX - FAMILY

U.S. DEPARTMENT OF COMMERCE
 BUREAU OF THE CENSUS

TEXAS

4300		HEAD OF FAMILY		Wyatt John H.		E.D.	SHEET
COLOR	W	AGE	45	BIRTHPLACE		278	38
COUNTY	Tom Green			CITY		VOL.	132
OTHER MEMBERS OF FAMILY							
NAME		RELATIONSHIP	AGE	BIRTHPLACE			
Bella		U	27				
Mary L		D	8				
Jack		S	4				
James		S	1 1/2				

FORM 10-636

1910 CENSUS INDEX - FAMILY

U.S. DEPARTMENT OF COMMERCE
BUREAU OF THE CENSUS

TEXAS

W300	HEAD OF FAMILY White John N		E.D. 104 107	SHEET 21
COLOR W	AGE 30	BIRTHPLACE		VOL. 57
COUNTY Garza		CITY		
OTHER MEMBERS OF FAMILY				
NAME		RELATIONSHIP	AGE	BIRTHPLACE
1 Marie A W			23	

FORM 10-636
1910 CENSUS INDEX - FAMILY

U.S. DEPARTMENT OF COMMERCE
BUREAU OF THE CENSUS

TEXAS

W 300	HEAD OF FAMILY <i>White, John H.</i>		E.D. <i>66</i>	SHEET <i>222</i>
COLOR <i>B</i>	AGE <i>47</i>	BIRTHPLACE	VOL. <i>51</i>	
COUNTY <i>Fayette</i>		CITY		
OTHER MEMBERS OF FAMILY				
NAME	RELATIONSHIP	AGE	BIRTHPLACE	
<i>Ellen</i>	<i>W</i>	<i>42</i>		
<i>Sarah</i>	<i>D</i>	<i>18</i>		
<i>Willie</i>	<i>D</i>	<i>16</i>		
<i>Hughie</i>	<i>S</i>	<i>14</i>		
<i>Rosie</i>	<i>D</i>	<i>10</i>		
<i>Samson</i>	<i>S</i>	<i>8</i>		
<i>Sallie</i>	<i>GM</i>	<i>101</i>	<i>Pa</i>	

FORM 10 636

1910 CENSUS INDEX - FAMILY

U.S. DEPARTMENT OF COMMERCE
BUREAU OF THE CENSUS

- TEXAS

W 304		HEAD OF FAMILY		Hoody John W.		E.D.	SHEET
COLOR	W	AGE	35	BIRTHPLACE		53	79
COUNTY				CITY		VOL.	
Fayette						51	
OTHER MEMBERS OF FAMILY							
NAME		RELATIONSHIP	AGE	BIRTHPLACE			
Alma		W	30	Miss			
Kenneth		S	12				
Robert		S	7				

FORM 10-636
1910 CENSUS INDEX - FAMILY

U.S. DEPARTMENT OF COMMERCE
BUREAU OF THE CENSUS

TEXAS

W300	HEAD OF FAMILY		White	Mo H	E.D.	SHEET
COLOR	AGE	BIRTHPLACE			156	185
W	55	Mo			VOL 127	
COUNTY				CITY		
Tarrant						
OTHER MEMBERS OF FAMILY						
NAME		RELATIONSHIP	AGE	BIRTHPLACE		
Mary		W	55	Mo		
John		S	21	Mo		
Sus		S	9			

FORM 10-636

1910 CENSUS INDEX - FAMILY

U.S. DEPARTMENT OF COMMERCE
BUREAU OF THE CENSUS

TEXAS

W308	NAME OF INDIVIDUAL <i>White John H</i>		E.O. <i>109</i>	SHEET <i>31</i>
COLOR <i>W</i>	AGE <i>24</i>	BIRTHPLACE	VOL. <i>129</i>	
COUNTY <i>Tarrant</i>	CITY <i>Fort Worth</i>			
ENUMERATED WITH <i>910 Lead shown</i>				
RELATIONSHIP TO ABOVE				
<input type="checkbox"/> SON	<input type="checkbox"/> NEPHEW	<input type="checkbox"/> STEPSON		
<input type="checkbox"/> DAUGHTER	<input type="checkbox"/> NIECE	<input type="checkbox"/> STEPDAUGHTER		
<input type="checkbox"/> BROTHER	<input type="checkbox"/> FATHER-IN-LAW	<input type="checkbox"/> COUSIN		
<input type="checkbox"/> SISTER	<input type="checkbox"/> MOTHER-IN-LAW	<input type="checkbox"/> HIRED MAN		
<input type="checkbox"/> FATHER	<input type="checkbox"/> SON-IN-LAW	<input checked="" type="checkbox"/> BOOMER		
<input type="checkbox"/> MOTHER	<input type="checkbox"/> DAUGHTER-IN-LAW	<input type="checkbox"/> SERVANT		
<input type="checkbox"/> GRANDSON	<input type="checkbox"/> BROTHER-IN-LAW	<input type="checkbox"/> OTHER (<i>Boomer</i>)		
<input type="checkbox"/> GRANDDAUGHTER	<input type="checkbox"/> SISTER-IN-LAW			
<input type="checkbox"/> GRANDCHILD	<input type="checkbox"/> ORPHAN			

FORM 10-637
1910 CENSUS INDEX - INDIVIDUALU.S. DEPARTMENT OF COMMERCE
BUREAU OF THE CENSUS

TEXAS

W300	HEAD OF FAMILY		White John H	E.D.	SHEET
COLOR	AGE	BIRTHPLACE		26	3
W	60	La		27	
COUNTY	Collin		CITY		
OTHER MEMBERS OF FAMILY					
	NAME	RELATIONSHIP	AGE	BIRTHPLACE	
	Fannie	W	57		
	Acie	S	22		
	Ana P	D	20		
	Fannie L	D	18		
	Emina A	D	15		
	Zelmer	S	14		

FORM 10 636
1910 CENSUS INDEX - FAMILY

U. S. DEPARTMENT OF COMMERCE
BUREAU OF THE CENSUS

TEXAS

10 300	HEAD OF FAMILY		E.O.	SHEET
COLOR	AGE	BIRTHPLACE	VOL.	
COUNTY	Montague		CITY	
OTHER MEMBERS OF FAMILY				
NAME		RELATIONSHIP	AGE	BIRTHPLACE
John H.		Head	27	Montague
Mary		Wife	25	Montague

FORM 10 636
1910 CENSUS INDEX - FAMILY

U.S. DEPARTMENT OF COMMERCE
BUREAU OF THE CENSUS

TEXAS

W.300	HEAD OF FAMILY		White John 24	E.D.	SHEET
COLOR	AGE	BIRTHPLACE		131	487
B	37			VOL.	143
COUNTY	Williamson		CITY	Taylor	
OTHER MEMBERS OF FAMILY					
	NAME	RELAT ON-SHIP	AGE	BIRTHPLACE	
	Sarah	D	34		
	George	D	16		
	Ross	D	14		
	Benjamin	S	12		
	Amelia	D	11		
	William	D	7/2		

FORM 10 636
1910 CENSUS INDEX - FAMILY

U S DEPARTMENT OF COMMERCE
BUREAU OF THE CENSUS

TEXAS

10300		HEAD OF FAMILY Leath John H		E.D. 224	SHEET 333
COLOR W	AGE 28	BIRTHPLACE		VOL. 141	
COUNTY			CITY		
Wichita					
OTHER MEMBERS OF FAMILY					
NAME		RELATION- SHIP	AGE	BIRTHPLACE	
Liana		W	24		
Harry		S	4		
Rachel		Q	5/12		
2 R					

FORM 10-636
1910 CENSUS INDEX - FAMILY

U. S. DEPARTMENT OF COMMERCE
BUREAU OF THE CENSUS

TEXAS

W 300		HEAD OF FAMILY		11 West, 1st St. H.		E.C.	SHEET
						12	177
COLOR	AGE	BIRTHPLACE			VOL.		
	W 56				11		
COUNTY				CITY			
Bexar				San Antonio			
OTHER MEMBERS OF FAMILY							
NAME		RELATIONSHIP	AGE	BIRTHPLACE			
Frieda		w	47				
Bernice		s	26				
Margaret		s	14				
Lulu		d	9				
Helen		p	5				
John		bro	57				
				7			

FORM 10 636
1910 CENSUS INDEX - FAMILY

U.S. DEPARTMENT OF COMMERCE
BUREAU OF THE CENSUS

TEXAS

W300	HEAD OF FAMILY Wood John H.		E.O. 176	SHEET 296
COLOR W	AGE 49	BIRTHPLACE Tenn	VOL. 76	1
COUNTY Hill		CITY		
OTHER MEMBERS OF FAMILY				
NAME		RELATION- SHIP	AGE	BIRTHPLACE
Stella		W	31	Tenn
Kearney		S	12	/
Otto		S	10	
Wayne		S	8	
Lesterwood		D	4	
Ressie Mc		D	10 12	

FORM 10 636
1910 CENSUS INDEX - FAMILY

U.S. DEPARTMENT OF COMMERCE
BUREAU OF THE CENSUS

TEXAS

U.S. 500	HEAD OF FAMILY <i>White John H.</i>		E.D. <i>99</i>	SHEET <i>142</i>
COLOR <i>W</i>	AGE <i>40</i>	BIRTHPLACE	VOL. <i>111</i>	
COUNTY <i>Nueces</i>		CITY <i>Corpus Christi</i>		
OTHER MEMBERS OF FAMILY				
NAME		RELATIONSHIP	AGE	BIRTHPLACE
<i>Lucy P</i>		<i>W</i>	<i>36</i>	<i>Ark</i>
<i>Clinton S</i>		<i>S</i>	<i>17</i>	
<i>Walter J</i>		<i>S</i>	<i>11</i>	
<i>Angelle H</i>		<i>D</i>	<i>10</i>	
<i>Mildred May</i>		<i>D</i>	<i>7 1/2</i>	

FORM 10 636
1910 CENSUS INDEX - FAMILY

U.S. DEPARTMENT OF COMMERCE
BUREAU OF THE CENSUS

TEXAS

W 300	HEAD OF FAMILY Wade, John H.		E.D. 140	SHEET 122
COLOR W	AGE 61	BIRTHPLACE	VOL. 149	
COUNTY San Augustine	CITY			
OTHER MEMBERS OF FAMILY				
NAME		RELATIONSHIP	AGE	BIRTHPLACE
Margaret		W	56	
Emma		D	23	
Leo		S	20	
Barbara		D	17	
Beulah		D	14	
Harvey, James		W	25	
Marrett, Nannie		Sr	36	

FORM 10 636A

1910 CENSUS INDEX - INDIVIDUAL

U.S. DEPARTMENT OF COMMERCE
BUREAU OF THE CENSUS

TEXAS

10300		HEAD OF FAMILY		E.D.	SHEET
White		John H.		3	6
COLOR	AGE	BIRTHPLACE		VOL.	
W	67	Miss.		13	
COUNTY			CITY		
Borden					
OTHER MEMBERS OF FAMILY					
NAME		RELATIONSHIP	AGE	BIRTHPLACE	
Jenny M.		W	56	Miss	
Robert		S	30		
Miller		S	20		
Maud		D	19		
Beulah		S.S.	19		

FORM 10-636

1910 CENSUS INDEX - FAMILY

U.S. DEPARTMENT OF COMMERCE
BUREAU OF THE CENSUS

TEXAS
Reel # 245

